


DUT and SAR Set-up Photos

Overall Dimensions



Front View of the DUT



Rear View of the DUT



Setup Photos


Handset Vertical and Horizontal Reference Lines

Vertical
Center Line




Head Exposure Conditions

Left Touch



Left Tilt (15°)



Right Touch



Right Tilt (15°)



Body-worn Accessory Exposure Conditions

Rear (15 mm)



Front (15 mm)




Hotspot Exposure Conditions

Rear (10 mm)



Front (10 mm)




Edge 1 (10 mm)



Edge 2 (10 mm)



Edge 3 (10 mm)




Edge 4 (10 mm)



Product Specific 10-g Exposure Conditions


Rear (0 mm)




Rear (8 mm)



Front (0 mm)




Front (7 mm)




Edge 1 (0 mm)



Edge 3 (0 mm)



Edge 3 (11 mm)



Edge 4 (0 mm)



Antenna Dimensions & Separation Distances

(Antennas and wireless bands were indicated only those applied to SAR test.)

- ① Main 1 Ant. (Tx&Rx)
GSM 850, GSM 1900
WCDMA Band II, IV, V
LTE B2, 4, 5, 12, 13, 17, 25, 26, 66
- ② Main 2 Ant. (Tx&Rx)
LTE B41
- ③ Wi-Fi Ant.1 (Tx&Rx)
2.4 GHz/BT
- ④ Wi-Fi Ant.1 (Tx&Rx)
5 GHz
- ⑤ Wi-Fi Ant.2 (Tx&Rx)
2.4 GHz/5GHz

