



# 1. WPT MPE TEST SETUP PHOTOS

## 1) TEST EDGE




Edge 3 (15cm distance)




Edge 4 (15cm distance)



Top charger above client (20cm distance)



Top charger below client (20cm distance)






With USB cable (15cm distance)




2) CONFIGURATION

Same position



Cross position



Watch




## 2. S-PEN TEST SETUP PHOTOS

### 1) TEST EDGE





Edge 3 (0cm distance)




Edge 4 (0cm distance)



Front (0cm distance)




Rear (0cm distance)






With USB cable (0cm distance)



10cm distance



**END OF TEST PHOTO**