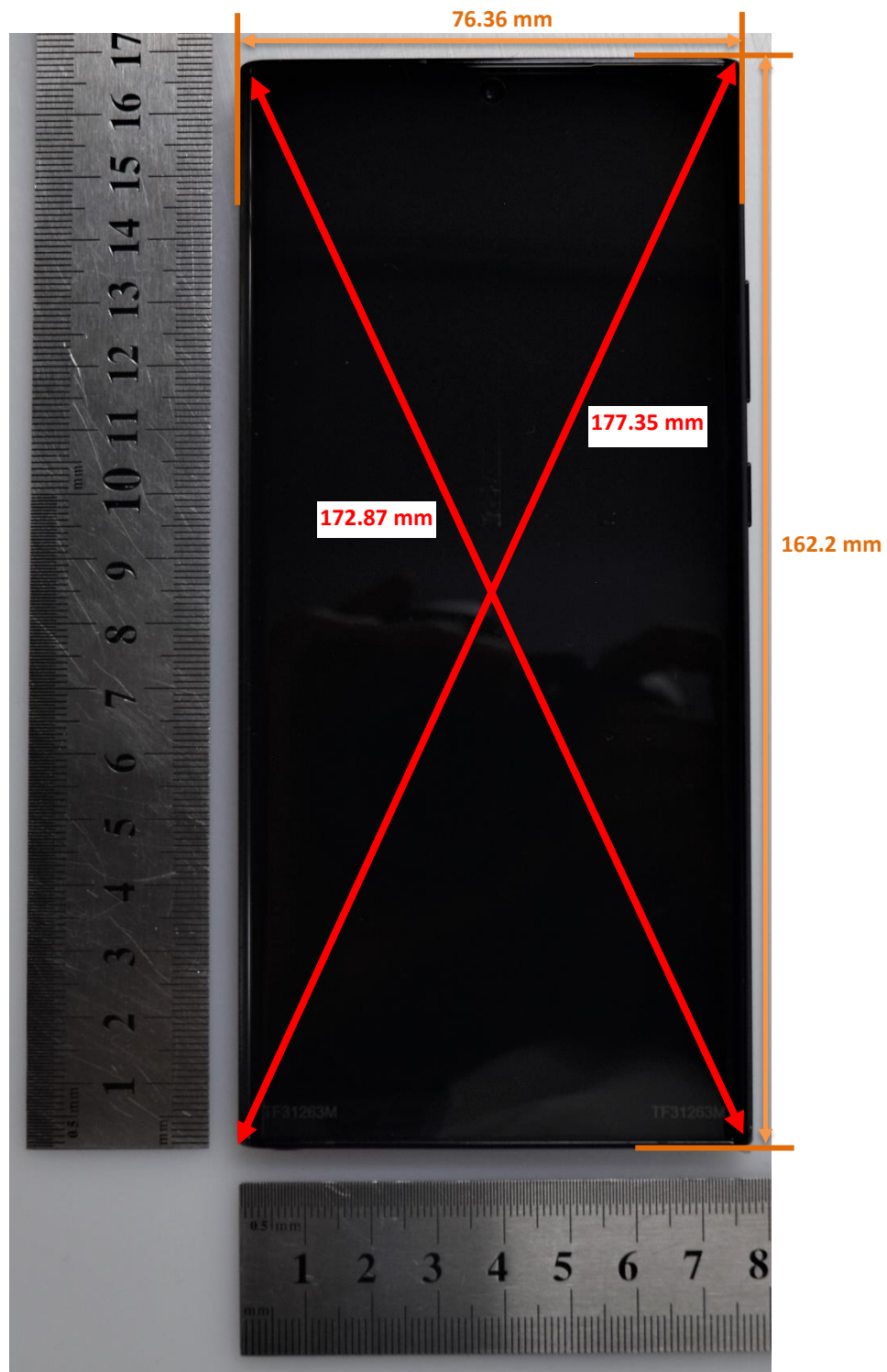


## DUT and SAR Set-up Photos

### Overall Dimensions



Front View of the DUT



Rear View of the DUT



## Setup Photos


Handset Vertical and Horizontal Reference Lines

Vertical  
Center Line




## Head Exposure Conditions


Left Touch




Left Tilt (15°)



Right Touch




Right Tilt (15°)




## Body-worn Accessory Exposure Conditions

Rear (15 mm)




Front (15 mm)




## Hotspot Exposure Conditions


Rear (10 mm)




Front (10 mm)



Edge 1 (10 mm)




Edge 2 (10 mm)






Edge 3 (10 mm)




Edge 4 (10 mm)




## Product Specific 10-g Exposure Conditions

Rear (0 mm)




Rear (8 mm)




Front (0 mm)




Front (7 mm)




Edge 1 (0 mm)




Edge 3 (0 mm)



Edge 3 (11 mm)



Edge 4 (0 mm)



## Antenna Dimensions & Separation Distances

(Antennas and wireless bands were indicated only those applied to SAR test.)

- ① Main 1 Ant. (Tx&Rx)  
GSM 850, GSM 1900  
WCDMA Band II, IV, V  
LTE B2, 4, 5, 12, 13, 17, 66
- ② Main 2 Ant. (Tx&Rx)  
LTE B41
- ③ Wi-Fi Ant.1 (Tx&Rx)  
2.4 GHz/BT
- ④ Wi-Fi Ant.1 (Tx&Rx)  
5 GHZ
- ⑤ Wi-Fi Ant.2 (Tx&Rx)  
2.4 GHz/5GHz

