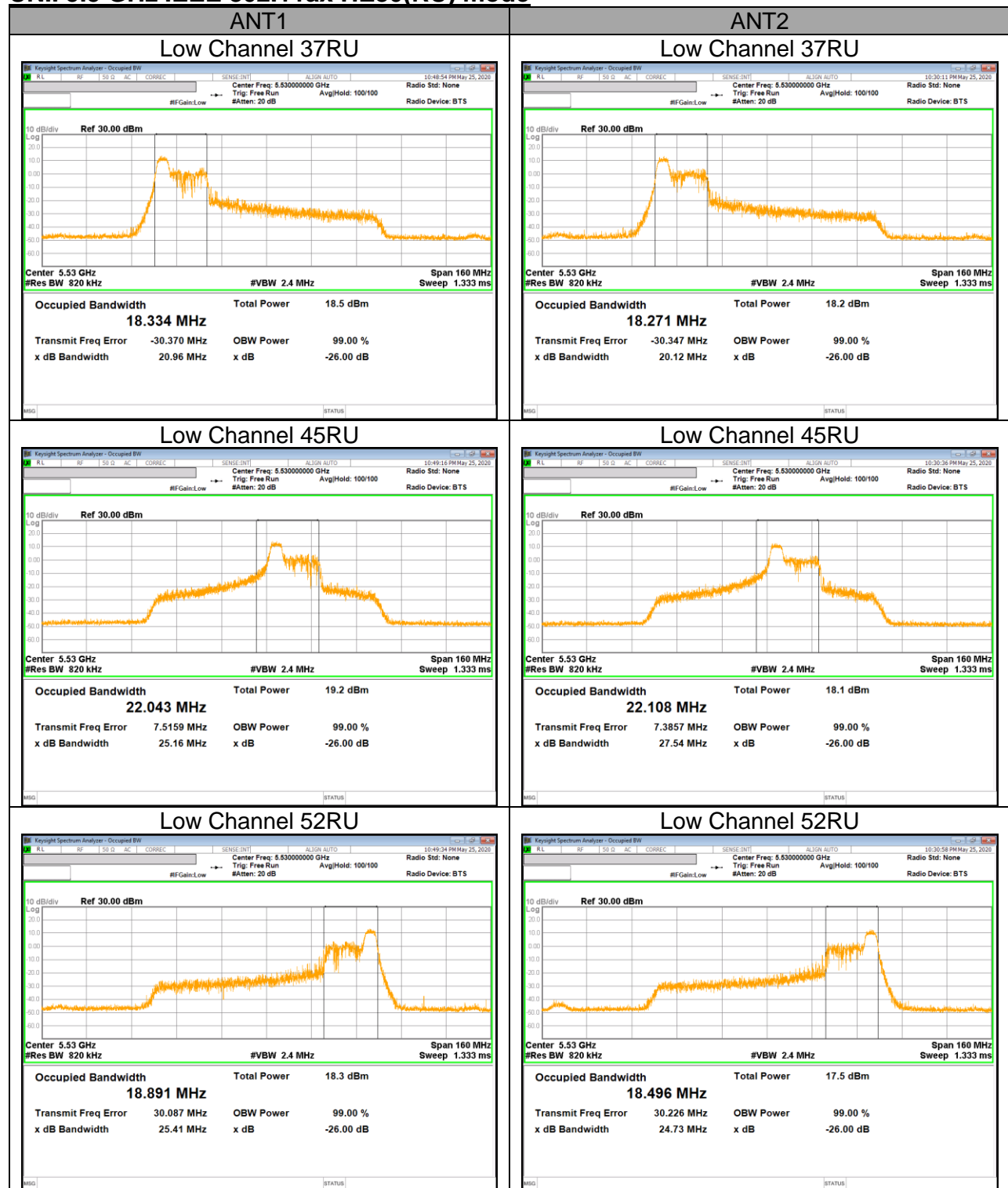
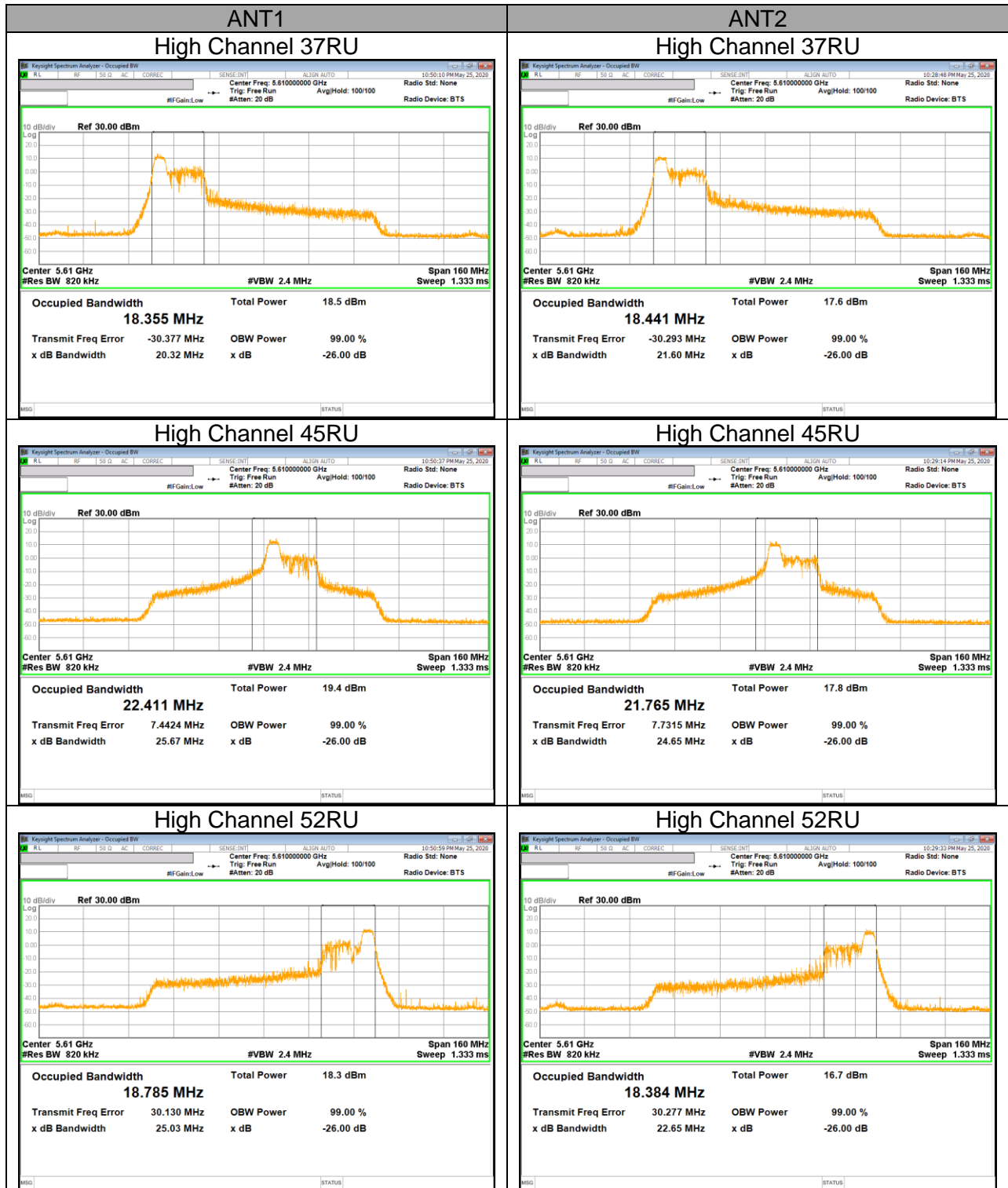
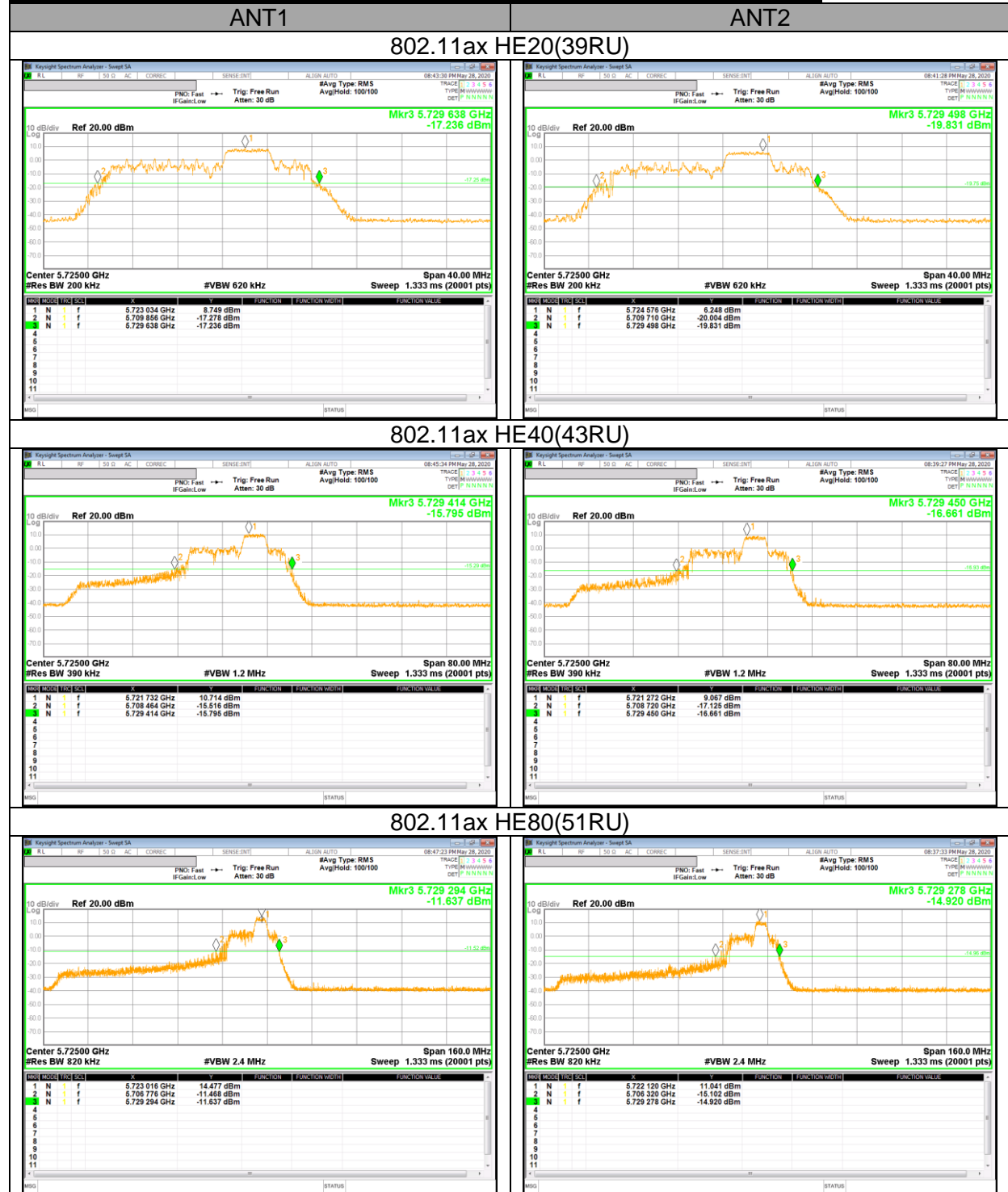


UNII 5.5 GHz IEEE 802.11ax HE80(RU) mode





UNII Straddle Channel IEEE 802.11ax HE20, HE40, HE80(RU) mode



10. ANTENNA PORT TEST RESULTS

10.1. 6 dB BANDWIDTH

LIMITS

FCC §15.407

The minimum 6 dB bandwidth shall be at least 500 kHz.

TEST PROCEDURE

Reference to 789033 D02 General UNII Test Procedures New Rules v02r01: The transmitter output is connected to a spectrum analyzer with the RBW set to 100kHz, the VBW $\geq 3 \times$ RBW, peak detector and max hold.

NOTE

- Calculation for 6dB Bandwidth of UNII-3 Straddle Channel
- ex) Fundamental frequency : 5720MHz
- 6dB BW : 16.350MHz
 - Starting Frequency of UNII-3 band : 5725MHz
 - 6dB Bandwidth of UNII-3 band Portion
 $= (5720 + (16.350 / 2) - 5725) = 3.175$ MHz

RESULTS

10.1.1. 5.8 GHz BAND

Band	Mode	Channel	Center Freq. [MHz]	6 dB BW [MHz]		Worst	Minimum Limit [MHz]
				ANT1	ANT2		
UNII-3	802.11a	Low	5745	16.33	16.34	16.33	0.5
		Mid	5785	16.34	16.34		
		High	5825	16.34	16.33		
	802.11n HT20	Low	5745	17.55	17.58	17.55	
		Mid	5785	17.59	17.58		
		High	5825	17.58	17.58		
	802.11n HT40	Low	5755	36.29	36.34	36.29	
		High	5795	36.31	36.29		
	802.11ac VHT80	Mid	5775	75.62	76.26	75.62	
	802.11ax HE20(SU)	Low	5745	18.86	19.02	17.57	
		Mid	5785	18.99	17.57		
		High	5825	18.96	17.60		
	802.11ax HE40(SU)	Low	5755	37.48	37.40	37.24	
		High	5795	37.24	37.42		
	802.11ax HE80(SU)	Mid	5775	76.86	76.93	76.86	

10.1.2. 802.11ax 5.8 GHz Band(RU)

Band	Mode	Channel	Tones	RU offset	6 dB BW [MHz]		Minimum Limit [MHz]
					ANT1	ANT2	
UNII-3	HE20	Low	26T	0	2.055	2.081	0.5
		Mid			2.074	2.004	
		High			2.069	2.087	
	Minimum 6dB Bandwidth				2.055	2.004	
	HE40	Low	26T	0	2.036	2.042	
		High			2.025	2.017	
		Minimum 6dB Bandwidth				2.025	
	HE80	Mid	26T	0	2.000	2.064	
		Minimum 6dB Bandwidth				2.000	

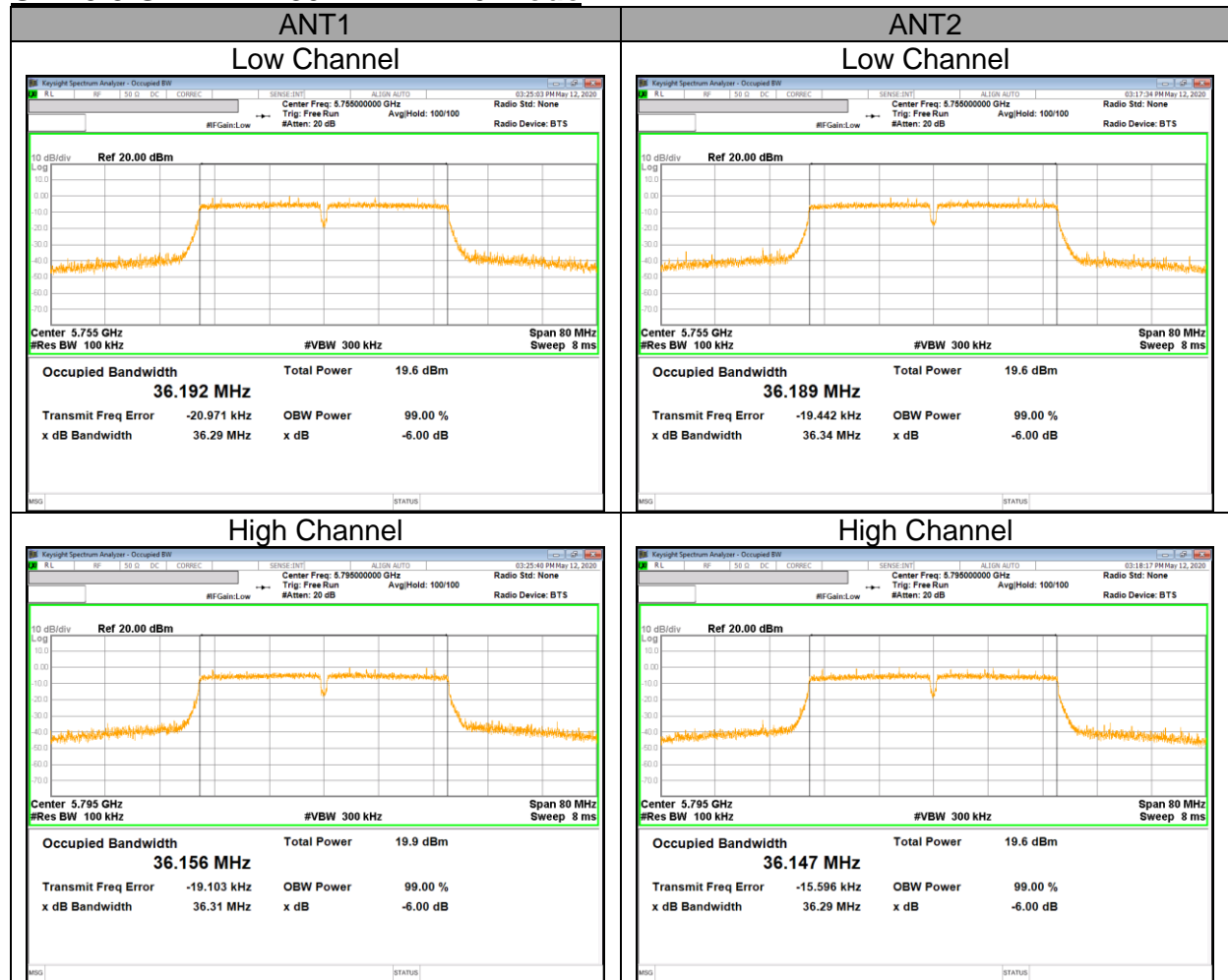
10.1.3. 6 dB BANDWIDTH PLOTS UNII 5.8 GHz IEEE 802.11a mode



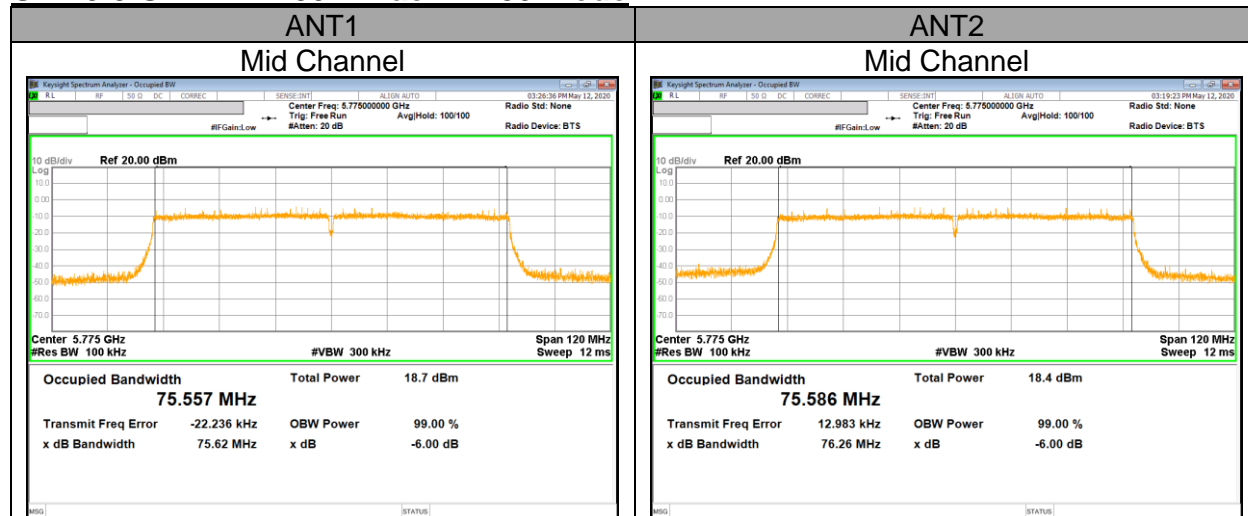
UNII 5.8 GHz IEEE 802.11n HT20 mode



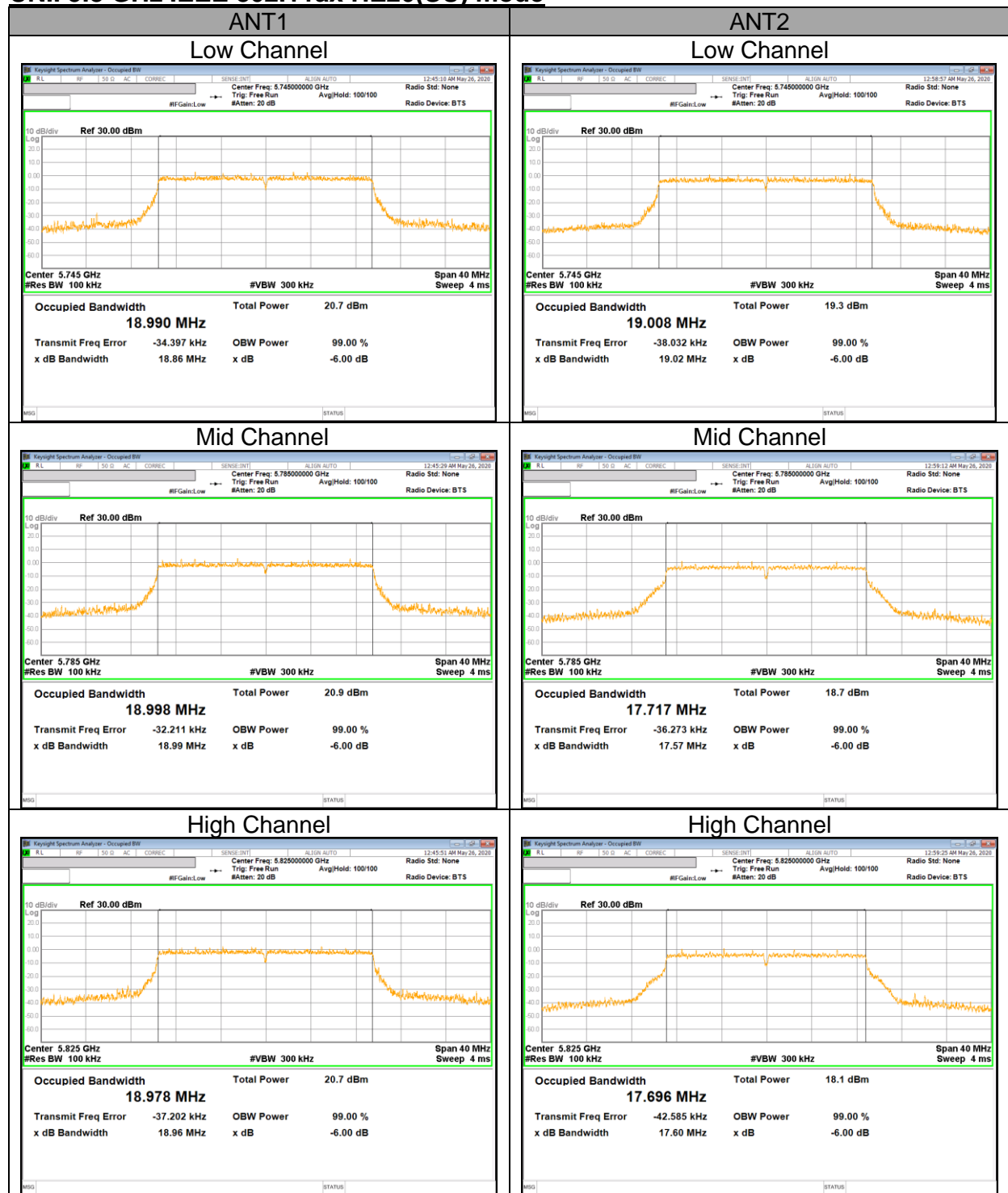
UNII 5.8 GHz IEEE 802.11n HT40 mode



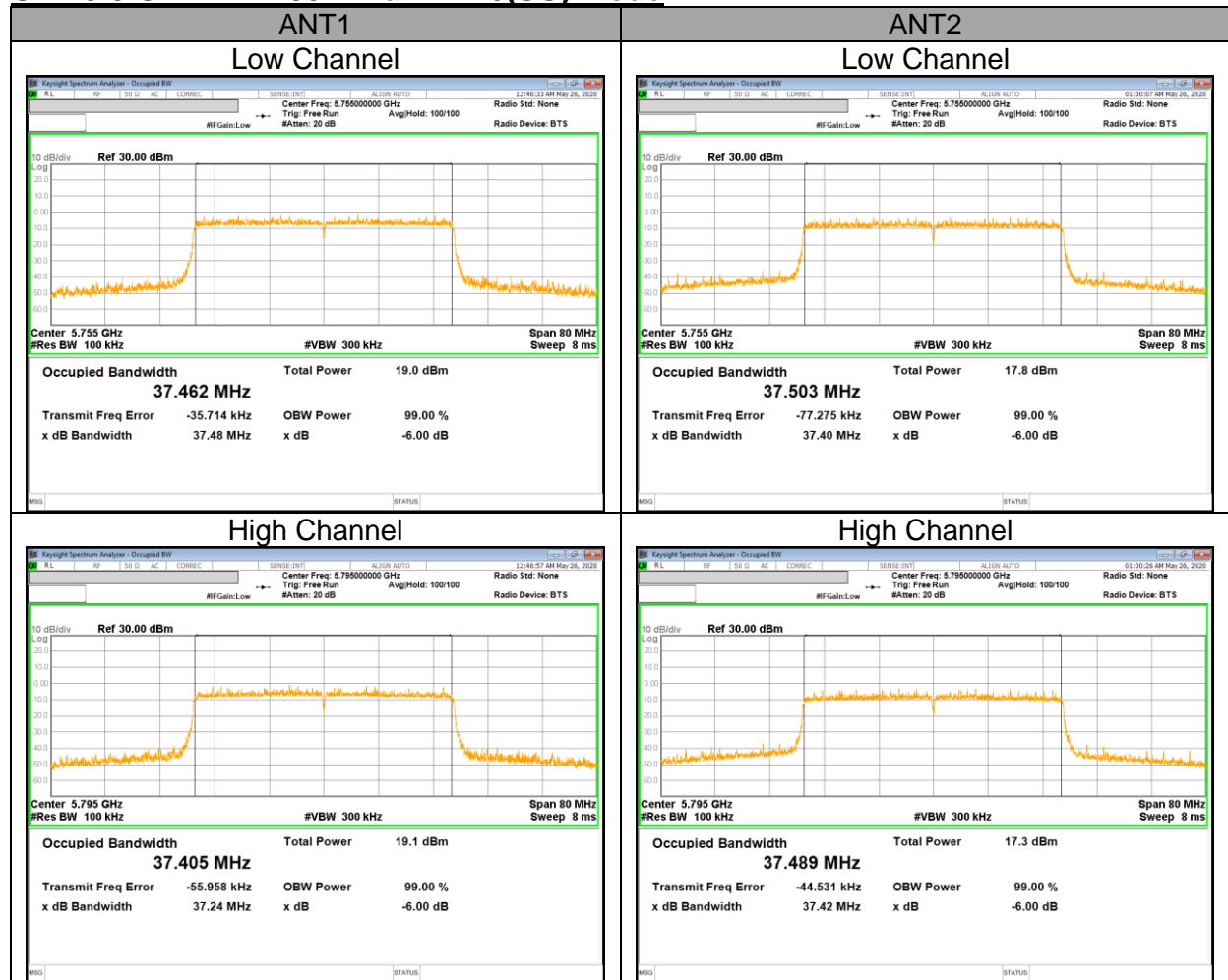
UNII 5.8 GHz IEEE 802.11ac VHT80 mode



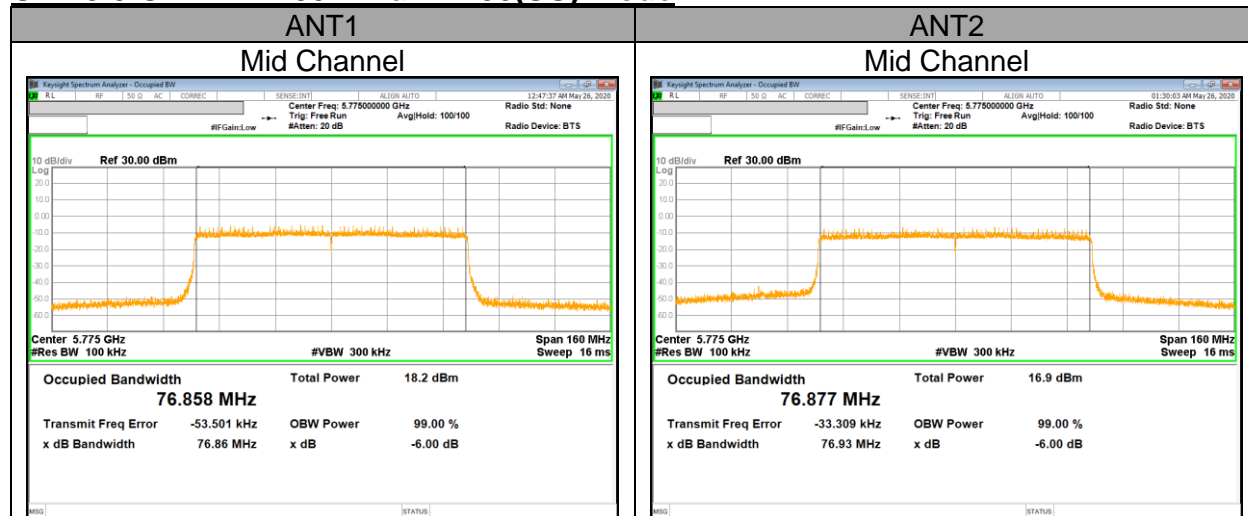
UNII 5.8 GHz IEEE 802.11ax HE20(SU) mode



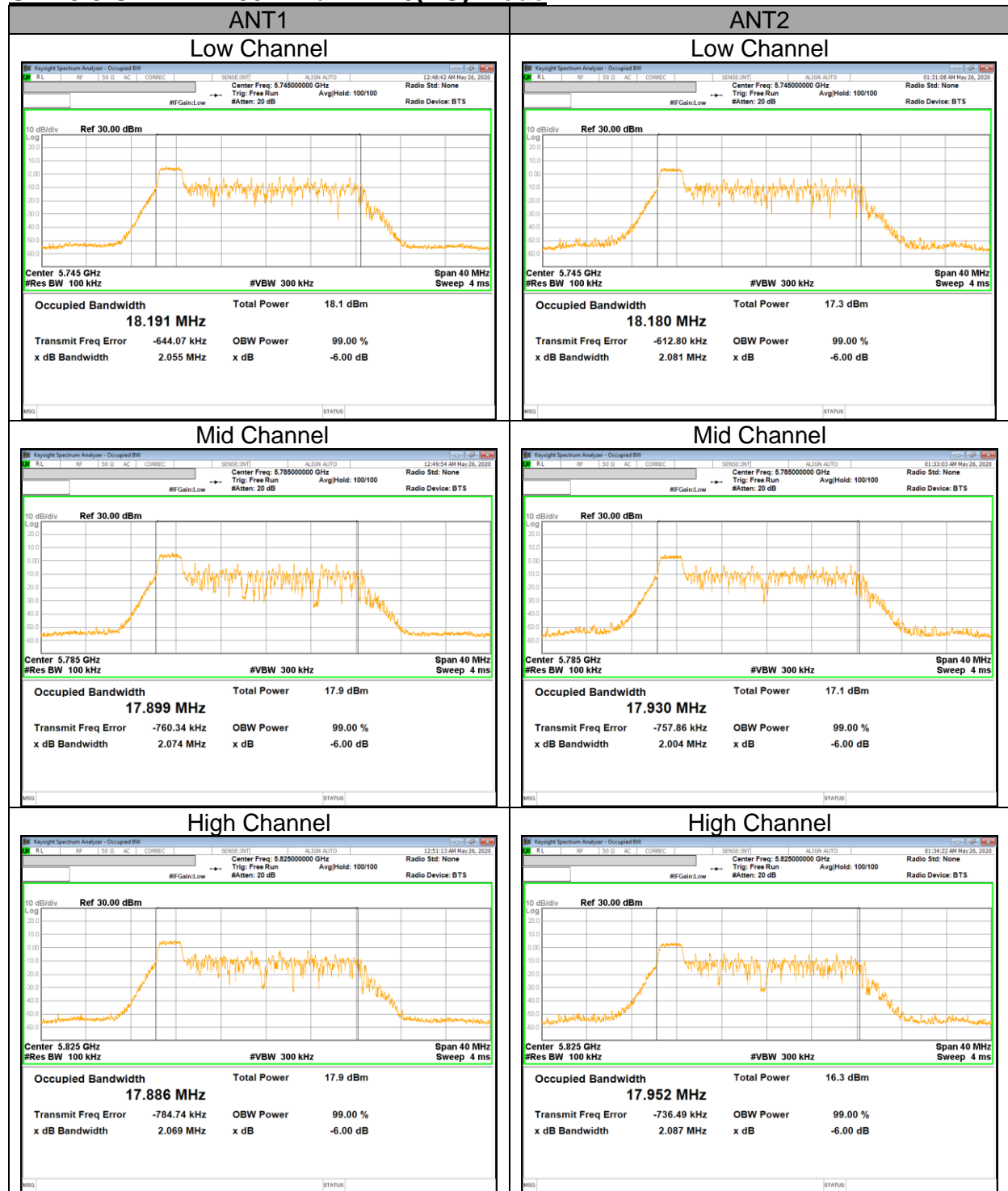
UNII 5.8 GHz IEEE 802.11ax HE40(SU) mode



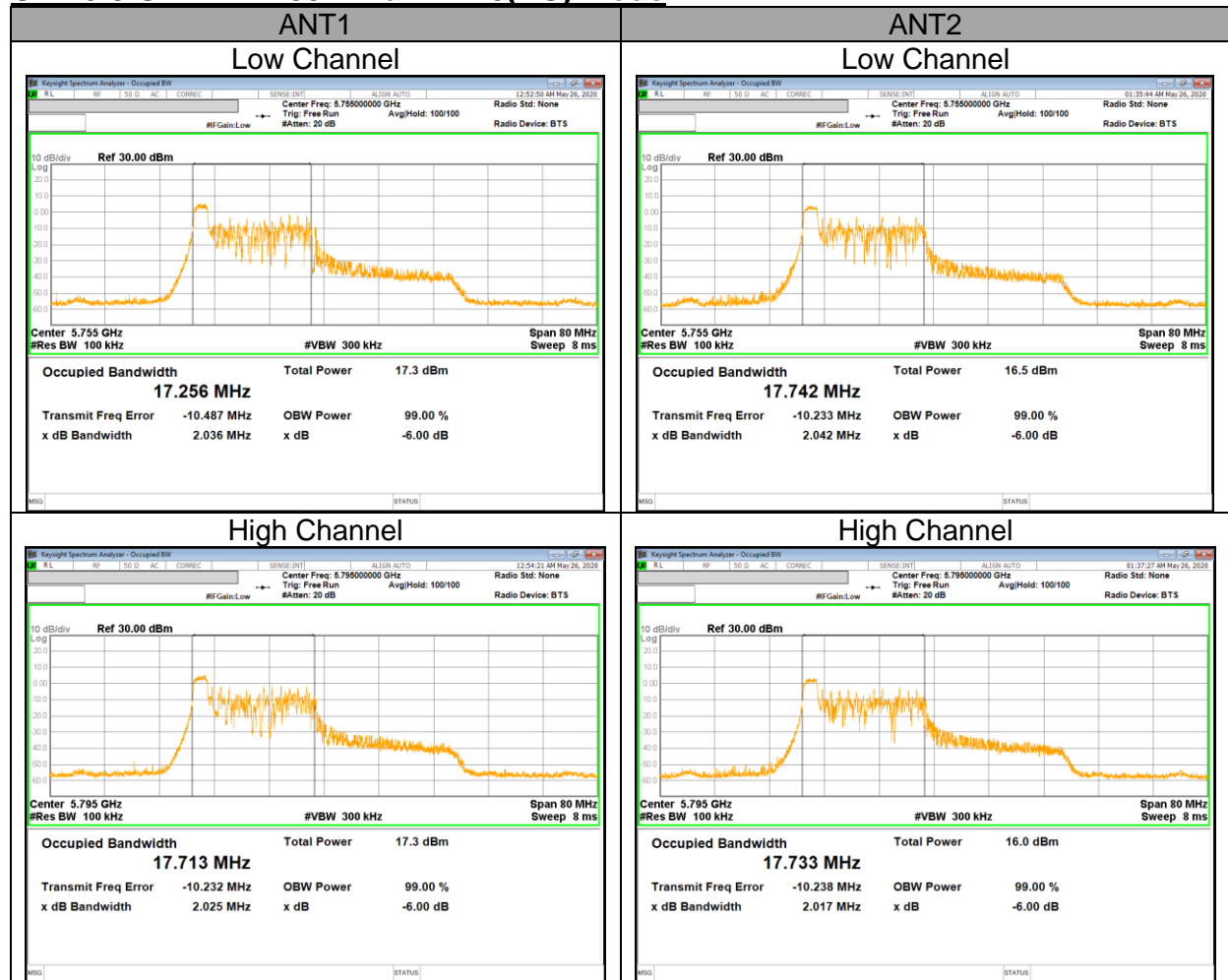
UNII 5.8 GHz IEEE 802.11ax HE80(SU) mode



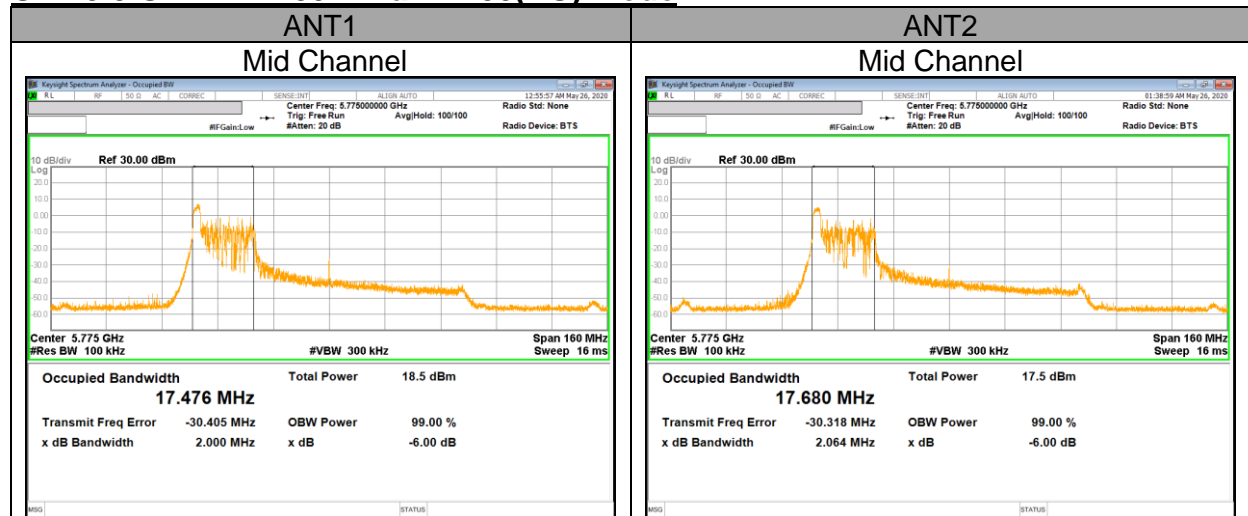
UNII 5.8 GHz IEEE 802.11ax HE20(RU) mode



UNII 5.8 GHz IEEE 802.11ax HE40(RU) mode



UNII 5.8 GHz IEEE 802.11ax HE80(RU) mode



10.2. OUTPUT POWER AND PPSD

LIMITS

FCC §15.407 (a) (1) (2) (3)

FCC

For the band 5.15–5.25 GHz, the maximum conducted output power over the frequency band of operation shall not exceed the lesser of 250 mW or 11 dBm + 10 log B, where B is the 26dB emission bandwidth in MHz. In addition, the peak power spectral density shall not exceed 11 dBm in any 1 MHz band. If transmitting antennas of directional gain greater than 6 dBi are used, both the maximum conducted output power and the peak power spectral density shall be reduced by the amount in dB that the directional gain of the antenna exceeds 6 dBi.

For the 5.25-5.35 GHz and 5.47-5.725 GHz bands, the maximum conducted output power over the frequency bands of operation shall not exceed the lesser of 250 mW or 11 dBm + 10 log B, where B is the 26 dB emission bandwidth in megahertz. In addition, the maximum power spectral density shall not exceed 11 dBm in any 1 megahertz band. If transmitting antennas of directional gain greater than 6 dBi are used, both the maximum conducted output power and the maximum power spectral density shall be reduced by the amount in dB that the directional gain of the antenna exceeds 6 dBi.

For the band 5.725-5.85 GHz, the maximum conducted output power over the frequency band of operation shall not exceed 1 W. In addition, the maximum power spectral density shall not exceed 30 dBm in any 500-kHz band.

TEST PROCEDURE

KDB 789033 Method PM is used for output power.

KDB 789033 Method SA-2 is used for only power of straddle Ch. and PPSD. RBW set to 1MHz(500kHz for the band 5.725-5.85 GHz, the VBW $\geq 3 \times$ RBW, RMS detector and trace averaging). Band power function used for power and peak marker value of the spectrum is used for PSD.

DIRECTIONAL ANTENNA GAIN

For OUTPUT POWER and PSD: The TX chains are correlated and the antenna gains are unequal among the chains. The directional gain is:

Frequency Band [MHz]	ANT1 Gain [dBi]	ANT2 Gain [dBi]	Correlated Chains Directional Gain [dBi]
UNII 1 5150 - 5250	-5.43	-5.43	-2.42
UNII 2A 5250 - 5350	-5.01	-5.31	-2.15
UNII 2C 5470 - 5725	-5.85	-5.62	-2.72
UNII 3 5725 - 5850	-5.24	-6.85	-3.00

RESULTS

10.2.1. 1Tx MODE IN THE 5.2 GHz BAND

Bandwidth and Antenna Gain, Limits

Band	Mode	Channel	Center Freq. [MHz]	Min 26 dB BW [MHz]	Directional Gain [dBi]	Power Limit [dBm]	PPSD Limit [dBm/MHz]
UNII-1	802.11a	Low	5180	20.96	-2.42	24.00	11.00
		Mid	5200				
		High	5240				
	802.11n HT20	Low	5180	21.32		24.00	11.00
		Mid	5200				
		High	5240				
	802.11n HT40	Low	5190	39.59		24.00	11.00
		High	5230				
	802.11ac VHT80	Mid	5210	81.51		24.00	11.00
	Included in Calculations of Corr'd Power & PPSD						
Duty Cycle CF [dB]			802.11a			0.18	dB
			802.11n HT20			-	dB
			802.11n HT40			0.12	dB
			802.11ac VHT80			0.15	dB

Output Power Results

Band	Mode	Channel	Center Freq. [MHz]	Meas Power [dBm]		Corr'd Power [dBm]		Power Limit [dBm]
				ANT1	ANT2	ANT1	ANT2	
UNII-1	802.11a	Low	5180	14.91	14.67	15.09	14.85	24.00
		Mid	5200	14.85	14.66	15.03	14.84	
		High	5240	14.79	14.62	14.97	14.80	
	802.11n HT20	Low	5180	15.04	14.78	15.04	14.78	24.00
		Mid	5200	14.93	14.73	14.93	14.73	
		High	5240	14.86	14.69	14.86	14.69	
	802.11n HT40	Low	5190	13.89	13.99	14.01	14.11	24.00
		High	5230	15.37	15.77	15.49	15.89	
	802.11ac VHT80	Mid	5210	14.36	14.60	14.51	14.75	24.00

* Calculation of Output Power : Corr'd Power = Meas Power + Duty CF [dB]

PPSD Results

Band	Mode	Channel	Center Freq. [MHz]	Meas PPSD [dBm/MHz]		Corr'd PPSD [dBm/MHz]		PPSD Limit [dBm/1MHz]
				ANT1	ANT2	ANT1	ANT2	
UNII-1	802.11a	Low	5180	3.558	3.086	3.738	3.266	11.00
		Mid	5200	3.349	3.101	3.529	3.281	
		High	5240	3.734	3.272	3.914	3.452	
	802.11n HT20	Low	5180	3.434	3.187	3.434	3.187	
		Mid	5200	3.121	2.940	3.121	2.940	
		High	5240	3.239	2.986	3.239	2.986	
	802.11n HT40	Low	5190	1.258	2.134	1.378	2.254	
		High	5230	1.349	2.245	1.469	2.365	
	802.11ac VHT80	Mid	5210	-3.132	-2.214	-2.982	-2.064	

* Calculation of PPSD result : Corr'd PPSD = Meas PPSD + Duty CF + Corr'd factor [dB]

10.2.2. 1Tx MODE IN THE 5.3 GHz BAND

Bandwidth and Antenna Gain, Limits

Band	Mode	Channel	Center Freq. [MHz]	Min 26 dB BW [MHz]	Directional Gain [dBi]	Power Limit [dBm]	PPSD Limit [dBm/MHz]
UNII-2A	802.11a	Low	5260	21.10	-2.15	24.00	11.00
		Mid	5300				
		High	5320				
	802.11n HT20	Low	5260	21.48		24.00	11.00
		Mid	5300				
		High	5320				
	802.11n HT40	Low	5270	39.44		24.00	11.00
		High	5310				
	802.11ac VHT80	Mid	5290	81.85		24.00	11.00
Included in Calculations of Corr'd Power & PSD							
Duty Cycle CF [dB]			802.11a			0.18	dB
			802.11n HT20			-	dB
			802.11n HT40			0.12	dB
			802.11ac VHT80			0.15	dB

Output Power Results

Band	Mode	Channel	Center Freq. [MHz]	Meas Power [dBm]		Corr'd Power [dBm]		Power Limit [dBm]
				ANT1	ANT2	ANT1	ANT2	
UNII-2A	802.11a	Low	5260	14.70	14.60	14.88	14.78	24.00
		Mid	5300	14.59	14.52	14.77	14.70	
		High	5320	14.46	14.58	14.64	14.76	
	802.11n HT20	Low	5260	14.84	14.75	14.84	14.75	24.00
		Mid	5300	14.68	14.59	14.68	14.59	
		High	5320	14.62	14.58	14.62	14.58	
	802.11n HT40	Low	5270	15.22	15.10	15.34	15.22	24.00
		High	5310	15.19	15.08	15.31	15.20	
	802.11ac VHT80	Mid	5290	14.11	14.18	14.26	14.33	24.00

* Calculation of Output Power : Corr'd Power = Meas Power + Duty CF [dB]

PPSD Results

Band	Mode	Channel	Center Freq. [MHz]	Meas PPSD [dBm/MHz]		Corr'd PPSD [dBm/MHz]		PPSD Limit [dBm/1MHz]
				ANT1	ANT2	ANT1	ANT2	
UNII-2A	802.11a	Low	5260	3.670	3.083	3.850	3.263	11.00
		Mid	5300	3.329	3.228	3.509	3.408	
		High	5320	3.180	3.500	3.360	3.680	
	802.11n HT20	Low	5260	3.169	2.830	3.169	2.830	
		Mid	5300	3.081	3.608	3.081	3.608	
		High	5320	2.959	2.869	2.959	2.869	
	802.11n HT40	Low	5270	1.238	1.635	1.358	1.755	
		High	5310	1.198	1.752	1.318	1.872	
	802.11ac VHT80	Mid	5290	-3.463	-2.356	-3.313	-2.206	

* Calculation of PPSD result : Corr'd PPSD = Meas PPSD + Duty CF + Corr'd factor [dB]

10.2.3. 1Tx MODE IN THE 5.5 GHz BAND

Bandwidth and Antenna Gain, Limits

Band	Mode	Channel	Center Freq. [MHz]	Min 26 dB BW [MHz]	Directional Gain [dBi]	Power Limit [dBm]	PPSD Limit [dBm/MHz]
UNII-2C	802.11a	Low	5500	21.00	-2.72	24.00	11.00
		Mid	5580				
		High	5700				
	802.11n HT20	Low	5500	21.30			
		Mid	5580				
		High	5700				
	802.11n HT40	Low	5510	39.44			
		Mid	5590				
		High	5670				
	802.11ac VHT80	Low	5530	81.43			
		High	5610				
	Included in Calculations of Corr'd Power & PPSD						
Duty Cycle CF [dB]			802.11a			0.18	dB
			802.11n HT20			-	dB
			802.11n HT40			0.12	dB
			802.11ac VHT80			0.15	dB

Output Power Results

Band	Mode	Channel	Center Freq. [MHz]	Meas Power [dBm]		Corr'd Power [dBm]		Power Limit [dBm]
				ANT1	ANT2	ANT1	ANT2	
UNII-2C	802.11a	Low	5500	15.53	15.29	15.71	15.47	24.00
		Mid	5580	15.48	14.84	15.66	15.02	
		High	5700	15.58	14.45	15.76	14.63	
	802.11n HT20	Low	5500	15.67	15.40	15.67	15.40	24.00
		Mid	5580	15.58	14.94	15.58	14.94	
		High	5700	15.65	14.85	15.65	14.85	
	802.11n HT40	Low	5510	15.38	15.42	15.50	15.54	24.00
		Mid	5590	15.31	15.87	15.43	15.99	
		High	5670	15.36	15.51	15.48	15.63	
	802.11ac VHT80	Low	5530	14.09	14.25	14.24	14.40	24.00
		High	5610	14.10	14.71	14.25	14.86	

* Calculation of Output Power : Corr'd Power = Meas Power + Duty CF [dB]

PPSD Results

Band	Mode	Channel	Center Freq. [MHz]	Meas PSD [dBm/MHz]		Corr'd PSD [dBm/MHz]		PPSD Limit [dBm/1MHz]
				ANT1	ANT2	ANT1	ANT2	
UNII-2C	802.11a	Low	5500	4.337	3.810	4.517	3.990	11.00
		Mid	5580	4.248	3.658	4.428	3.838	
		High	5700	4.176	3.046	4.356	3.226	
	802.11n HT20	Low	5500	4.078	3.589	4.078	3.589	
		Mid	5580	4.122	3.199	4.122	3.199	
		High	5700	3.790	2.558	3.790	2.558	
	802.11n HT40	Low	5510	1.177	1.590	1.297	1.710	
		Mid	5590	1.166	2.002	1.286	2.122	
		High	5670	1.578	1.462	1.698	1.582	
	802.11ac VHT80	Low	5530	-3.266	-2.837	-3.116	-2.687	
		High	5610	-3.508	-2.334	-3.358	-2.184	

* Calculation of PSD result : Corr'd PSD = Meas PSD + Duty CF + Corr'd factor [dB]

10.2.4. 1Tx MODE IN THE 5.8 GHz BAND

Bandwidth and Antenna Gain, Limits

Included in Calculations of Corr'd Power & PPSD			
Duty Cycle CF [dB]	802.11a	0.18	dB
	802.11n20	-	dB
	802.11n40	0.12	dB
	802.11ac VHT80	0.15	dB

Output Power Results

Band	Mode	Channel	Center Freq. [MHz]	Meas Power [dBm]		Corr'd Power [dBm]		Power Limit [dBm]
				ANT1	ANT2	ANT1	ANT2	
UNII-3	802.11a	Mid	5745	17.00	16.79	17.18	16.97	30.00
		High	5785	17.13	16.49	17.31	16.67	
		High	5825	17.11	16.17	17.29	16.35	
	802.11n HT20	Low	5745	17.14	16.87	17.14	16.87	
		Mid	5785	17.21	16.58	17.21	16.58	
		High	5825	17.25	16.30	17.25	16.30	
	802.11n HT40	Low	5755	15.51	14.96	15.63	15.08	
		High	5795	15.53	14.61	15.65	14.73	
	802.11ac VHT80	Mid	5775	14.28	13.38	14.43	13.53	

* Calculation of Output Power : Corr'd Power = Meas Power + Duty CF [dB]

PPSD Results

Band	Mode	Channel	Center Freq. [MHz]	Meas PPSD [dBm/500kHz]		Corr'd PPSD [dBm/500kHz]		PPSD Limit [dBm/500kHz]
				ANT1	ANT2	ANT1	ANT2	
UNII-3	802.11a	Low	5745	2.889	2.386	3.069	2.566	30.00
		Mid	5785	3.044	1.933	3.224	2.113	
		High	5825	3.038	1.825	3.218	2.005	
	802.11n HT20	Low	5745	2.460	1.889	2.460	1.889	
		Mid	5785	2.459	1.534	2.459	1.534	
		High	5825	2.799	1.653	2.799	1.653	
	802.11n HT40	Low	5755	-1.114	-1.914	-0.994	-1.794	
		High	5795	-0.950	-2.495	-0.830	-2.375	
	802.11ac VHT80	Mid	5775	-5.560	-7.018	-5.410	-6.868	

* Calculation of PPSD result : Corr'd PPSD = Meas PPSD + Duty CF + Corr'd factor [dB]

10.2.5. 1Tx Mode Straddle channel IN THE 5.5 GHz BAND

Bandwidth and Antenna Gain, Limits

Band	Mode	Channel	Center Freq. [MHz]	Min 26 dB BW [MHz]	Directional Gain [dBi]	Power Limit [dBm]	PPSD Limit [dBm/MHz]
UNII-2C	802.11a	Straddle	5720	15.528	-2.72	22.91	11.00
	802.11n HT20	Straddle	5720	15.914		23.02	11.00
	802.11n HT40	Straddle	5710	34.614		24.00	11.00
	802.11ac VHT80	Straddle	5690	75.632		24.00	11.00
Included in Calculations of Corr'd Power & PPSD							
Duty Cycle CF [dB]			802.11a			0.18	dB
			802.11n HT20			-	dB
			802.11n HT40			0.12	dB
			802.11ac VHT80			0.15	dB

Output Power Results

Band	Mode	Channel	Center Freq. [MHz]	Meas Power [dBm]		Corr'd Power [dBm]		Power Limit [dBm]
				ANT1	ANT2	ANT1	ANT2	
UNII-2C	802.11a	Straddle	5720	14.681	13.653	14.861	13.833	22.91
	802.11n HT20	Straddle	5720	14.603	13.530	14.603	13.530	23.02
	802.11n HT40	Straddle	5710	14.378	14.286	14.498	14.406	24.00
	802.11ac VHT80	Straddle	5690	13.157	13.155	13.307	13.305	24.00

* Calculation of Output Power : Corr'd Power = Meas Power + Duty CF [dB]

PPSD Results

Band	Mode	Channel	Center Freq. [MHz]	Meas PPSD [dBm/MHz]		Corr'd PPSD [dBm/MHz]		PPSD Limit [dBm/1MHz]
				ANT1	ANT2	ANT1	ANT2	
UNII-2C	802.11a	Straddle	5720	4.311	3.092	4.491	3.272	11.00
	802.11n HT20	Straddle	5720	4.038	2.673	4.038	2.673	
	802.11n HT40	Straddle	5710	0.629	0.714	0.749	0.834	
	802.11ac VHT80	Straddle	5690	-3.891	-3.404	-3.741	-3.254	

* Calculation of PPSD result : Corr'd PPSD = Meas PPSD + Duty CF + Corr'd factor [dB]

10.2.6. 1Tx Mode Straddle channel IN THE 5.8 GHZ BAND

Bandwidth and Antenna Gain, Limits

Band	Mode	Channel	Center Freq. [MHz]	Min 26 dB BW [MHz]	Directional Gain [dBi]	Power Limit [dBm]	PPSD Limit [dBm/500kHz]
UNII-3	802.11a	Straddle	5720	5.576	-3.00	30.00	30.00
	802.11n HT20	Straddle	5720	5.778			
	802.11n HT40	Straddle	5710	4.742			
	802.11ac VHT80	Straddle	5690	5.592			
Included in Calculations of Corr'd Power & PSD							
Duty Cycle CF [dB]			802.11a			0.18	dB
			802.11n HT20			-	dB
			802.11n HT40			0.12	dB
			802.11ac VHT80			0.15	dB

Output Power Results

Band	Mode	Channel	Center Freq. [MHz]	Meas Power [dBm]		Corr'd Power [dBm]		Power Limit [dBm]
				ANT1	ANT2	ANT1	ANT2	
UNII-3	802.11a	Straddle	5720	8.516	7.531	8.696	7.711	30.00
	802.11n HT20	Straddle	5720	8.992	7.992	8.992	7.992	
	802.11n HT40	Straddle	5710	3.851	3.933	3.971	4.053	
	802.11ac VHT80	Straddle	5690	-1.342	-1.382	-1.192	-1.232	

* Calculation of Output Power : Corr'd Power = Meas Power + Duty CF [dB]

PPSD Results

Band	Mode	Channel	Center Freq. [MHz]	Meas PSD [dBm/500kHz]		Corr'd PSD [dBm/500kHz]		PPSD Limit [dBm/500kHz]
				ANT1	ANT2	ANT1	ANT2	
UNII-3	802.11a	Straddle	5720	1.057	-0.446	1.237	-0.266	30.00
	802.11n HT20	Straddle	5720	0.789	-0.811	0.789	-0.811	
	802.11n HT40	Straddle	5710	-3.205	-3.046	-3.085	-2.926	
	802.11ac VHT80	Straddle	5690	-8.569	-7.873	-8.419	-7.723	

* Calculation of PSD result : Corr'd PSD = Meas PSD + Duty CF + Corr'd factor [dB]

10.2.7. 2Tx MODE IN THE 5.2 GHz BAND

Bandwidth and Antenna Gain, Limits

Band	Mode	Channel	Center Freq. [MHz]	Min 26 dB BW [MHz]	Directional Gain [dBi]	Power Limit [dBm]	PPSD Limit [dBm/MHz]
UNII-1	802.11a	Low	5180	20.96	-2.42	24.00	11.00
		Mid	5200				
		High	5240				
	802.11n HT20	Low	5180	21.32		24.00	11.00
		Mid	5200				
		High	5240				
	802.11n HT40	Low	5190	39.59		24.00	11.00
		High	5230				
	802.11ac VHT80	Mid	5210	81.51		24.00	11.00
	Included in Calculations of Corr'd Power & PSD						
Duty Cycle CF [dB]			802.11a			0.15	dB
			802.11n HT20			-	dB
			802.11n HT40			0.12	dB
			802.11ac VHT80			0.20	dB

Output Power Results

Band	Mode	Channel	Center Freq. [MHz]	Meas Power [dBm]		Total Corr'd Power [dBm]	Power Limit [dBm]
				ANT1	ANT2		
UNII-1	802.11a	Low	5180	14.88	14.69	17.95	24.00
		Mid	5200	14.81	14.66	17.90	
		High	5240	14.77	14.56	17.83	
	802.11n HT20	Low	5180	15.01	14.74	17.89	24.00
		Mid	5200	14.94	14.77	17.87	
		High	5240	14.88	14.71	17.81	
	802.11n HT40	Low	5190	13.91	13.79	16.98	24.00
		High	5230	15.37	15.74	18.69	
	802.11ac VHT80	Mid	5210	14.28	14.57	17.64	24.00

* Calculation of Output Power : Corr'd Power = Ant1 Power + Ant2 Power + Duty CF [dB]

PPSD Results

Band	Mode	Channel	Center Freq. [MHz]	Meas PSD [dBm/MHz]		Total Corr'd PSD [dBm/MHz]	PPSD Limit [dBm/MHz]
				ANT1	ANT2		
UNII-1	802.11a	Low	5180	3.558	3.086	6.519	11.00
		Mid	5200	3.349	3.101	6.417	
		High	5240	3.734	3.272	6.699	
	802.11n HT20	Low	5180	3.434	3.187	6.323	
		Mid	5200	3.121	2.940	6.042	
		High	5240	3.239	2.986	6.125	
	802.11n HT40	Low	5190	1.258	2.134	4.848	
		High	5230	1.349	2.245	4.950	
	802.11ac VHT80	Mid	5210	-3.132	-2.214	0.512	

* Calculation of PSD result : Corr'd PSD = Ant1 PSD + Ant2 PSD + Duty CF [dB] + Corr'd factor [dB]

10.2.8. 2Tx MODE IN THE 5.3 GHz BAND

Bandwidth and Antenna Gain, Limits

Band	Mode	Channel	Center Freq. [MHz]	Min 26 dB BW [MHz]	Directional Gain [dBi]	Power Limit [dBm]	PPSD Limit [dBm/MHz]
UNII-2A	802.11a	Low	5260	21.10	-2.15	24.00	11.00
		Mid	5300				
		High	5320				
	802.11n HT20	Low	5260	21.48		24.00	11.00
		Mid	5300				
		High	5320				
	802.11n HT40	Low	5270	39.44		24.00	11.00
		High	5310				
	802.11ac VHT80	Mid	5290	81.85		24.00	11.00
	Included in Calculations of Corr'd Power & PPSD						
Duty Cycle CF [dB]			802.11a			0.15	dB
			802.11n HT20			-	dB
			802.11n HT40			0.12	dB
			802.11ac VHT80			0.20	dB

Output Power Results

Band	Mode	Channel	Center Freq. [MHz]	Meas Power [dBm]		Total Corr'd Power [dBm]	Power Limit [dBm]
				ANT1	ANT2		
UNII-2A	802.11a	Low	5260	14.71	14.58	17.81	24.00
		Mid	5300	14.51	14.38	17.61	
		High	5320	14.44	14.34	17.55	
	802.11n HT20	Low	5260	14.87	14.68	17.79	24.00
		Mid	5300	14.71	14.55	17.64	
		High	5320	14.54	14.49	17.53	
	802.11n HT40	Low	5270	15.26	15.07	18.30	24.00
		High	5310	15.11	15.06	18.22	
	802.11ac VHT80	Mid	5290	14.06	14.13	17.31	24.00

* Calculation of Output Power : Corr'd Power = Ant1 Power + Ant2 Power + Duty CF [dB]

PPSD Results

Band	Mode	Channel	Center Freq. [MHz]	Meas PPSD [dBm/MHz]		Total Corr'd PPSD [dBm/MHz]	PPSD Limit [dBm/MHz]
				ANT1	ANT2		
UNII-2A	802.11a	Low	5260	3.670	3.083	6.577	11.00
		Mid	5300	3.329	3.228	6.469	
		High	5320	3.180	3.500	6.533	
	802.11n HT20	Low	5260	3.169	2.830	6.013	
		Mid	5300	3.081	3.608	6.363	
		High	5320	2.959	2.869	5.925	
	802.11n HT40	Low	5270	1.238	1.635	4.571	
		High	5310	1.198	1.752	4.614	
	802.11ac VHT80	Mid	5290	-3.463	-2.356	0.286	

* Calculation of PPSD result : Corr'd PPSD = Ant1 PPSD + Ant2 PPSD + Duty CF [dB] + Corr'd factor [dB]

10.2.9. 2Tx MODE IN THE 5.5 GHz BAND

Bandwidth and Antenna Gain, Limits

Band	Mode	Channel	Center Freq. [MHz]	Min 26 dB BW [MHz]	Directional Gain [dBi]	Power Limit [dBm]	PPSD Limit [dBm/MHz]
UNII-2C	802.11a	Low	5500	21.00	-2.72	24.00	11.00
		Mid	5580				
		High	5700				
	802.11n HT20	Low	5500	21.30		24.00	11.00
		Mid	5580				
		High	5700				
	802.11n HT40	Low	5510	39.44		24.00	11.00
		Mid	5590				
		High	5670				
	802.11ac VHT80	Low	5530	81.43		24.00	11.00
		High	5610				
	Included in Calculations of Corr'd Power & PSD						
Duty Cycle CF [dB]			802.11a			0.15	dB
			802.11n HT20			-	dB
			802.11n HT40			0.12	dB
			802.11ac VHT80			0.20	dB

Output Power Results

Band	Mode	Channel	Center Freq. [MHz]	Meas Power [dBm]		Total Corr'd Power [dBm]	Power Limit [dBm]
				ANT1	ANT2		
UNII-2C	802.11a	Low	5500	15.57	15.34	18.62	24.00
		Mid	5580	15.44	14.72	18.26	
		High	5700	15.45	14.46	18.14	
	802.11n HT20	Low	5500	15.64	15.40	18.53	24.00
		Mid	5580	15.59	14.88	18.26	
		High	5700	14.67	13.67	17.21	
	802.11n HT40	Low	5510	14.29	15.38	18.00	24.00
		Mid	5590	15.30	15.85	18.71	
		High	5670	15.34	15.41	18.51	
	802.11ac VHT80	Low	5530	14.04	15.03	17.77	24.00
		High	5610	14.05	14.69	17.59	

* Calculation of Output Power : Corr'd Power = Ant1 Power + Ant2 Power + Duty CF [dB]

PPSD Results

Band	Mode	Channel	Center Freq. [MHz]	Meas PPSD [dBm/MHz]		Total Corr'd PPSD [dBm/MHz]	PPSD Limit [dBm/MHz]
				ANT1	ANT2		
UNII-2C	802.11a	Low	5500	4.337	3.810	7.272	11.00
		Mid	5580	4.248	3.658	7.153	
		High	5700	4.176	3.046	6.838	
	802.11n HT20	Low	5500	4.078	3.589	6.851	
		Mid	5580	4.122	3.199	6.695	
		High	5700	3.790	2.558	6.228	
	802.11n HT40	Low	5510	1.177	1.590	4.519	
		Mid	5590	1.166	2.002	4.734	
		High	5670	1.578	1.462	4.651	
	802.11ac VHT80	Low	5530	-3.266	-2.837	0.114	
		High	5610	-3.508	-2.334	0.279	

* Calculation of PPSD result : Corr'd PPSD = Ant1 PPSD + Ant2 PPSD + Duty CF [dB] + Corr'd factor [dB]

10.2.10. 2Tx MODE IN THE 5.8 GHz BAND

Bandwidth and Antenna Gain, Limits

Included in Calculations of Corr'd Power & PPSD			
Duty Cycle CF [dB]	802.11a	0.15	dB
	802.11n HT20	-	dB
	802.11n HT40	0.12	dB
	802.11ac VHT80	0.20	dB

Output Power Results

Band	Mode	Channel	Center Freq. [MHz]	Meas Power [dBm]		Total Corr'd Power [dBm]	Power Limit [dBm]
				ANT1	ANT2		
UNII-3	802.11a	Low	5745	17.01	16.78	20.06	30.00
		Mid	5785	17.04	16.48	19.93	
		High	5825	17.10	16.14	19.81	
	802.11n HT20	Low	5745	17.08	16.95	20.03	
		Mid	5785	17.21	16.61	19.93	
		High	5825	17.21	16.31	19.79	
	802.11n HT40	Low	5755	15.50	14.89	18.34	
		High	5795	15.53	14.57	18.21	
	802.11ac VHT80	Mid	5775	14.16	13.29	16.96	

* Calculation of Output Power : Corr'd Power = Ant1 Power + Ant2 Power + Duty CF [dB]

PPSD Results

Band	Mode	Channel	Center Freq. [MHz]	Meas PPSD [dBm/500kHz]		Total Corr'd PPSD [dBm/500kHz]	PPSD Limit [dBm/500kHz]
				ANT1	ANT2		
UNII-3	802.11a	Low	5745	2.889	2.386	5.835	30.00
		Mid	5785	3.044	1.933	5.714	
		High	5825	3.038	1.825	5.664	
	802.11n HT20	Low	5745	2.460	1.889	5.194	
		Mid	5785	2.459	1.534	5.031	
		High	5825	2.799	1.653	5.274	
	802.11n HT40	Low	5755	-1.114	-1.914	1.635	
		High	5795	-0.950	-2.495	1.476	
	802.11ac VHT80	Mid	5775	-5.560	-7.018	-3.068	

* Calculation of PPSD result : Corr'd PPSD = Ant1 PPSD + Ant2 PPSD + Duty CF [dB] + Corr'd factor [dB]

10.2.11. 2Tx Mode Straddle channel IN THE 5.5 GHz BAND

Bandwidth and Antenna Gain, Limits

Band	Mode	Channel	Center Freq. [MHz]	Min 26 dB BW [MHz]	Directional Gain [dBi]	Power Limit [dBm]	PPSD Limit [dBm/MHz]
UNII-2C	802.11a	Straddle	5720	15.528	-2.72	22.91	11.00
	802.11n HT20	Straddle	5720	15.914		23.02	11.00
	802.11n HT40	Straddle	5710	34.614		24.00	11.00
	802.11ac VHT80	Straddle	5690	75.632		24.00	11.00
Included in Calculations of Corr'd Power & PPSD							
Duty Cycle CF [dB]			802.11a			0.15	dB
			802.11n HT20			-	dB
			802.11n HT40			0.12	dB
			802.11ac VHT80			0.20	dB

Output Power Results

Band	Mode	Channel	Center Freq. [MHz]	Meas Power [dBm]		Total Corr'd Power [dBm]	Power Limit [dBm]
				ANT1	ANT2		
UNII-2C	802.11a	Straddle	5720	14.946	14.550	17.943	22.91
	802.11n HT20	Straddle	5720	14.292	13.571	16.957	23.02
	802.11n HT40	Straddle	5710	14.189	14.101	17.276	24.00
	802.11ac VHT80	Straddle	5690	12.084	11.636	15.026	24.00

* Calculation of Output Power : Corr'd Power = Meas Power + Duty CF [dB]

PPSD Results

Band	Mode	Channel	Center Freq. [MHz]	Meas PPSD [dBm/MHz]		Total Corr'd PPSD [dBm/MHz]	PPSD Limit [dBm/MHz]
				ANT1	ANT2		
UNII-2C	802.11a	Straddle	5720	4.311	3.092	6.934	11.00
	802.11n HT20	Straddle	5720	4.038	2.673	6.419	
	802.11n HT40	Straddle	5710	0.629	0.714	3.802	
	802.11ac VHT80	Straddle	5690	-3.891	-3.404	-0.480	

* Calculation of PPSD result : Corr'd PPSD = Meas PPSD + Duty CF + Corr'd factor [dB]

10.2.12. 2Tx Mode Straddle channel IN THE 5.8 GHZ BAND

Bandwidth and Antenna Gain, Limits

Band	Mode	Channel	Center Freq. [MHz]	Min 26 dB BW [MHz]	Directional Gain [dBi]	Power Limit [dBm]	PPSD Limit [dBm/500kHz]
UNII-3	802.11a	Straddle	5720	5.576	-3.00	30.00	30.00
	802.11n HT20	Straddle	5720	5.778			
	802.11n HT40	Straddle	5710	4.742			
	802.11ac VHT80	Straddle	5690	5.592			
Included in Calculations of Corr'd Power & PSD							
Duty Cycle CF [dB]			802.11a			0.15	dB
			802.11n HT20			-	dB
			802.11n HT40			0.12	dB
			802.11ac VHT80			0.20	dB

Output Power Results

Band	Mode	Channel	Center Freq. [MHz]	Meas Power [dBm]		Total Corr'd Power [dBm]	Power Limit [dBm]
				ANT1	ANT2		
UNII-3	802.11a	Straddle	5720	6.696	6.338	9.711	30.00
	802.11n HT20	Straddle	5720	6.585	5.885	9.259	
	802.11n HT40	Straddle	5710	1.466	1.397	4.562	
	802.11ac VHT80	Straddle	5690	-4.336	-4.547	-1.280	

* Calculation of Output Power : Corr'd Power = Meas Power + Duty CF [dB]

PPSD Results

Band	Mode	Channel	Center Freq. [MHz]	Meas PSD [dBm/500kHz]		Total Corr'd PSD [dBm/500kHz]	PPSD Limit [dBm/500kHz]
				ANT1	ANT2		
UNII-3	802.11a	Straddle	5720	1.057	-0.446	3.560	30.00
	802.11n HT20	Straddle	5720	0.789	-0.811	3.073	
	802.11n HT40	Straddle	5710	-3.205	-3.046	0.006	
	802.11ac VHT80	Straddle	5690	-8.569	-7.873	-5.047	

* Calculation of PSD result : Corr'd PSD = Meas PSD + Duty CF + Corr'd factor [dB]

10.2.13. 802.11ax 1Tx (SISO) MODE 5.2 GHz BAND

Bandwidth and Antenna Gain, Limits

Mode	Channel	Frequency [MHz]	Min 26 dB BW [MHz]	Directional Gain [dBi]	Power Limit [dBm]	PPSD Limit [dBm/MHz]
HE20	Low	5180	16.86	-2.42	23.27	11.00
	Mid	5200				
	High	5240				
HE40	Low	5190	18.76		23.73	
	High	5230				
HE80	Mid	5210	20.43			

Included in Calculations of Corr'd [Power & PPSD]				
Duty Cycle CF [dB]	HE20	26T	-	dB
		52T	-	dB
		106T	0.17	dB
		SU	0.21	dB
	HE40	26T	-	dB
		52T	-	dB
		106T	0.17	dB
		242T	0.37	dB
		SU	0.40	dB
	HE80	26T	-	dB
		52T	-	dB
		106T	0.17	dB
		242T	0.37	dB
		484T	0.68	dB
		SU	0.76	dB

Output Power Results

Mode	Channel	Frequency [MHz]	Tones	RU offset	Meas Power [dBm]		Corr'd Power [dBm]		Power Limit [dBm]
					ANT1	ANT2	ANT1	ANT2	
HE20	36	5180	26T	0	9.84	8.97	9.84	8.97	23.27
				4	10.06	9.25	10.06	9.25	
				8	9.89	9.19	9.89	9.19	
			52T	37	12.34	11.44	12.34	11.44	
				38	12.50	11.69	12.50	11.69	
				40	12.46	11.64	12.46	11.64	
			106T	53	14.21	13.59	14.38	13.76	
				54	14.28	13.66	14.45	13.83	
			SU	-	15.76	15.41	15.97	15.62	
	40	5200	26T	0	9.75	8.95	9.75	8.95	
				4	9.96	9.22	9.96	9.22	
				8	9.83	9.03	9.83	9.03	
			52T	37	12.42	11.45	12.42	11.45	
				38	12.54	11.59	12.54	11.59	
				40	12.42	11.49	12.42	11.49	
			106T	53	14.23	13.54	14.40	13.71	
				54	14.24	13.58	14.41	13.75	
			SU	-	15.70	15.35	15.91	15.56	
	48	5240	26T	0	9.75	8.98	9.75	8.98	
				4	10.05	9.22	10.05	9.22	
				8	9.76	9.02	9.76	9.02	
			52T	37	12.36	11.41	12.36	11.41	
				38	12.54	11.58	12.54	11.58	
				40	12.39	11.44	12.39	11.44	
			106T	53	14.12	13.54	14.29	13.71	
				54	14.20	13.64	14.37	13.81	
			SU	-	15.68	15.35	15.89	15.56	

* Calculation of Output Power : Corr'd Power = Meas Power + Duty CF [dB]

Mode	Channel	Frequency [MHz]	Tones	RU offset	Meas Power [dBm]		Corr'd Power [dBm]		Power Limit [dBm]
					ANT1	ANT2	ANT1	ANT2	
HE40	38	5190	26T	0	9.26	10.15	9.26	10.15	23.73
				9	10.12	10.98	10.12	10.98	
				17	9.15	10.23	9.15	10.23	
			52T	37	10.57	10.41	10.57	10.41	
				41	11.37	11.11	11.37	11.11	
				44	10.45	10.43	10.45	10.43	
			106T	53	12.10	11.54	12.27	11.71	
				54	12.73	12.25	12.90	12.42	
				56	11.97	11.49	12.14	11.66	
			242T	61	13.15	12.73	13.52	13.10	
	62	12.97		12.62	13.34	12.99			
	SU	-	13.07	12.67	13.47	13.07			
	46	5230	26T	0	9.07	10.14	9.07	10.14	
				9	10.04	10.96	10.04	10.96	
				17	9.04	10.14	9.04	10.14	
			52T	37	10.50	10.31	10.50	10.31	
				41	11.35	11.12	11.35	11.12	
				44	10.60	10.33	10.60	10.33	
			106T	53	12.02	11.44	12.19	11.61	
				54	12.68	12.18	12.85	12.35	
56				11.96	11.43	12.13	11.60		
242T			61	13.03	12.69	13.40	13.06		
	62	12.96	12.63	13.33	13.00				
SU	-	12.85	12.73	13.25	13.13				
HE80	42	5210	26T	0	10.77	10.24	10.77	10.24	24.00
				18	9.70	10.66	9.70	10.66	
				36	10.45	10.08	10.45	10.08	
			52T	37	9.95	10.42	9.95	10.42	
				45	10.12	10.81	10.12	10.81	
				52	9.55	10.25	9.55	10.25	
			106T	53	11.22	11.58	11.39	11.75	
				57	11.36	11.78	11.53	11.95	
				60	10.94	11.43	11.11	11.60	
			242T	61	12.31	11.59	12.68	11.96	
				62	12.52	11.84	12.89	12.21	
				64	11.98	12.56	12.35	12.93	
			484T	65	11.87	11.27	12.55	11.95	
66	11.82	11.30		12.50	11.98				
SU	-	11.70	11.19	12.46	11.95				

* Calculation of Output Power : Corr'd Power = Meas Power + Duty CF [dB]

PPSD Results

Actual RBW	Ref. Bandwidth	Corr'd factor
100 kHz	1000 kHz	10.00 dB

Mode	Channel	Frequency [MHz]	Tones	RU offset	Meas PSD [dBm/100kHz]		Corr'd PSD [dBm/MHz]		PPSD Limit [dBm/MHz]
					ANT1	ANT2	ANT1	ANT2	
HE20	36	5180	26T	0	-2.539	-3.788	7.461	6.212	11.00
				4	-2.958	-3.763	7.042	6.237	
				8	-3.087	-3.932	6.913	6.068	
			SU	-	-6.528	-7.618	3.682	2.592	
	40	5200	26T	0	-3.134	-3.884	6.866	6.116	
				4	-3.136	-3.988	6.864	6.012	
				8	-3.057	-3.642	6.943	6.358	
			SU	-	-7.151	-7.446	3.059	2.764	
	48	5240	26T	0	-3.086	-3.970	6.914	6.030	
				4	-2.873	-3.526	7.127	6.474	
				8	-3.034	-3.914	6.966	6.086	
			SU	-	-6.943	-7.566	3.267	2.644	
HE40	38	5190	26T	0	-4.176	-2.829	5.824	7.171	
				9	-4.253	-2.433	5.747	7.567	
				17	-4.749	-3.095	5.251	6.905	
			SU	-	-12.486	-12.377	-2.086	-1.977	
	46	5230	26T	0	-4.803	-2.801	5.197	7.199	
				9	-4.289	-2.386	5.711	7.614	
				17	-4.690	-2.549	5.310	7.451	
			SU	-	-12.819	-12.432	-2.419	-2.032	
HE80	42	5210	26T	0	-2.996	-2.319	7.004	7.681	
				18	-4.639	-2.790	5.361	7.210	
				36	-3.174	-2.779	6.826	7.221	
			SU	-	-16.495	-15.859	-5.735	-5.099	

* Calculation of PSD result : Corr'd PSD = Meas PSD + Duty CF + Corr'd factor [dB]

10.2.14. 802.11ax 1Tx (SISO) MODE 5.3 GHz BAND

Bandwidth and Antenna Gain, Limits

Mode	Channel	Frequency [MHz]	Min 26 dB BW [MHz]	Directional Gain [dBi]	Power Limit [dBm]	PPSD Limit [dBm/MHz]		
HE20	Low	5260	19.23	-2.15	23.84	11.00		
	Mid	5300						
	High	5320						
HE40	Low	5270	19.96		-2.15		24.00	11.00
	High	5310						
HE80	Mid	5290	21.11				-2.15	

Included in Calculations of Corr'd [Power & PPSD]				
Duty Cycle CF [dB]	HE20	26T		dB
		52T	-	dB
		106T	0.17	dB
		SU	0.21	dB
	HE40	26T		dB
		52T	-	dB
		106T	0.17	dB
		242T	0.37	dB
	HE80	SU	0.40	dB
		26T		dB
		52T	-	dB
		106T	0.17	dB
		242T	0.37	dB
	HE80	484T	0.68	dB
		SU	0.76	dB

Output Power Results

Mode	Channel	Frequency [MHz]	Tones	RU offset	Meas Power [dBm]		Corr'd Power [dBm]		Power Limit [dBm]
					ANT1	ANT2	ANT1	ANT2	
HE20	52	5260	26T	0					23.84
				4					
				8					
			52T	37	12.27	12.04	12.27	12.04	
				38	12.39	12.20	12.39	12.20	
				40	12.19	12.06	12.19	12.06	
			106T	53	14.08	13.90	14.25	14.07	
				54	13.98	13.90	14.15	14.07	
			SU	-	15.17	14.81	15.38	15.02	
			60	5300	26T	0			
	4								
	8								
	52T	37			12.12	12.05	12.12	12.05	
		38			12.31	12.18	12.31	12.18	
		40			12.15	11.96	12.15	11.96	
	106T	53			13.96	13.87	14.13	14.04	
		54			13.98	13.85	14.15	14.02	
	SU	-			15.08	15.04	15.29	15.25	
	64	5320			26T	0			
			4						
			8						
			52T	37	12.11	11.98	12.11	11.98	
				38	12.26	12.14	12.26	12.14	
				40	12.01	11.96	12.01	11.96	
106T			53	13.89	13.81	14.06	13.98		
			54	13.85	13.81	14.02	13.98		
SU			-	14.96	15.00	15.17	15.21		

* Calculation of Output Power : Corr'd Power = Meas Power + Duty CF [dB]

Mode	Channel	Frequency [MHz]	Tones	RU offset	Meas Power [dBm]		Corr'd Power [dBm]		Power Limit [dBm]
					ANT1	ANT2	ANT1	ANT2	
HE40	54	5270	26T	0					24.00
				9					
				17					
			52T	37	10.50	11.60	10.50	11.60	
				41	11.13	11.13	11.13	11.13	
				44	10.22	11.47	10.22	11.47	
			106T	53	11.93	11.77	12.10	11.94	
				54	12.43	12.34	12.60	12.51	
				56	11.75	11.64	11.92	11.81	
			242T	61	12.80	12.78	13.17	13.15	
				62	12.77	12.76	13.14	13.13	
			SU	-	12.77	12.86	13.17	13.26	
	62	5310	26T	0					
				9					
				17					
			52T	37	10.42	11.66	10.42	11.66	
				41	11.03	11.05	11.03	11.05	
				44	10.09	11.40	10.09	11.40	
			106T	53	11.81	11.72	11.98	11.89	
				54	12.34	12.25	12.51	12.42	
				56	11.59	11.50	11.76	11.67	
			242T	61	12.78	12.74	13.15	13.11	
				62	12.59	12.64	12.96	13.01	
			SU	-	12.69	12.75	13.09	13.15	
HE80	58	5290	26T	0					24.00
				18					
				36					
			52T	37	10.92	10.37	10.92	10.37	
				45	9.79	10.67	9.79	10.67	
				52	10.63	10.15	10.63	10.15	
			106T	53	11.79	11.64	11.96	11.81	
				57	10.91	11.79	11.08	11.96	
				60	11.44	11.37	11.61	11.54	
			242T	61	11.91	11.87	12.28	12.24	
				62	12.24	12.11	12.61	12.48	
				64	11.68	12.60	12.05	12.97	
			484T	65	11.26	11.38	11.94	12.06	
				66	12.19	11.37	12.87	12.05	
			SU	-	11.35	11.62	12.11	12.38	

* Calculation of Output Power : Corr'd Power = Meas Power + Duty CF [dB]

PPSD Results

Actual RBW	Ref. Bandwidth	Corr'd factor
100 kHz	1000 kHz	10.00 dB

Mode	Channel	Frequency [MHz]	Tones	RU offset	Meas PPSD [dBm/100kHz]		Corr'd PPSD [dBm/MHz]		PPSD Limit [dBm/MHz]
					ANT1	ANT2	ANT1	ANT2	
HE20	52	5260	52T	37	-3.454	-3.993	6.546	6.007	11.00
				38	-3.120	-3.821	6.880	6.179	
				40	-3.147	-3.995	6.853	6.005	
			SU	-	-6.613	-7.171	3.597	3.039	
	60	5300	52T	37	-3.402	-4.013	6.598	5.987	
				38	-3.083	-3.928	6.917	6.072	
				40	-3.355	-3.817	6.645	6.183	
			SU	-	-6.925	-7.258	3.285	2.952	
	64	5320	52T	37	-3.256	-3.902	6.744	6.098	
				38	-3.414	-3.796	6.586	6.204	
				40	-3.532	-4.169	6.468	5.831	
			SU	-	-7.046	-7.031	3.164	3.179	
HE40	54	5270	52T	37	-4.903	-3.993	5.097	6.007	
				41	-4.434	-4.988	5.566	5.012	
				44	-5.193	-4.300	4.807	5.700	
			SU	-	-12.946	-11.684	-2.546	-1.284	
	62	5310	52T	37	-4.969	-4.230	5.031	5.770	
				41	-4.676	-5.124	5.324	4.876	
				44	-5.262	-4.640	4.738	5.360	
			SU	-	-12.950	-11.999	-2.550	-1.599	
HE80	58	5290	52T	37	-4.973	-5.186	5.027	4.814	
				45	-6.079	-5.360	3.921	4.640	
				52	-5.253	-5.956	4.747	4.044	
			SU	-	-15.149	-15.327	-4.389	-4.567	

* Calculation of PPSD result : Corr'd PPSD = Meas PPSD + Duty CF + Corr'd factor [dB]

10.2.15. 802.11ax 1Tx (SISO) MODE 5.5 GHz BAND

Bandwidth and Antenna Gain, Limits

Mode	Channel	Frequency [MHz]	Min 26 dB BW [MHz]	Directional Gain [dBi]	Power Limit [dBm]	PPSD Limit [dBm/MHz]
HE20	Low	5500	19.48	-2.72	23.90	11.00
	Mid	5580				
	High	5700				
HE40	Low	5510	19.43			
	Mid	5590				
	High	5670				
HE80	Low	5530	20.12		24.00	
	High	5610				

Included in Calculations of Corr'd [Power & PPSD]				
Duty Cycle CF [dB]	HE20	26T		dB
		52T	-	dB
		106T	0.17	dB
		SU	0.21	dB
	HE40	26T		dB
		52T	-	dB
		106T	0.17	dB
		242T	0.37	dB
		SU	0.40	dB
	HE80	26T		dB
		52T	-	dB
		106T	0.17	dB
		242T	0.37	dB
		484T	0.68	dB
		SU	0.76	dB

Note. 26Tone: Not supported

Output Power Results

Mode	Channel	Frequency [MHz]	Tones	RU offset	Meas Power [dBm]		Corr'd Power [dBm]		Power Limit [dBm]
					ANT1	ANT2	ANT1	ANT2	
HE20	100	5500	26T	0					23.90
				4					
				8					
			52T	37	12.10	11.73	12.10	11.73	
				38	12.19	11.82	12.19	11.82	
				40	11.95	11.57	11.95	11.57	
			106T	53	13.99	13.51	14.16	13.68	
				54	13.88	13.47	14.05	13.64	
			SU	-	14.91	14.56	15.12	14.77	
	116	5580	26T	0					
				4					
				8					
			52T	37	12.37	11.28	12.37	11.28	
				38	12.42	11.37	12.42	11.37	
				40	12.15	11.20	12.15	11.20	
			106T	53	14.04	13.18	14.21	13.35	
				54	13.89	13.09	14.06	13.26	
			SU	-	14.90	14.11	15.11	14.32	
	140	5700	26T	0					
				4					
				8					
			52T	37	12.31	10.70	12.31	10.70	
				38	12.45	10.83	12.45	10.83	
				40	12.19	10.67	12.19	10.67	
106T			53	14.10	12.61	14.27	12.78		
			54	13.98	12.53	14.15	12.70		
SU			-	14.96	14.55	15.17	14.76		

* Calculation of Output Power : Corr'd Power = Meas Power + Duty CF [dB]

Mode	Channel	Frequency [MHz]	Tones	RU offset	Meas Power [dBm]		Corr'd Power [dBm]		Power Limit [dBm]
					ANT1	ANT2	ANT1	ANT2	
HE40	102	5510	26T	0					23.88
				9					
				17					
			52T	37	10.76	11.38	10.76	11.38	
				41	11.61	10.93	11.61	10.93	
				44	10.65	11.22	10.65	11.22	
			106T	53	11.86	11.46	12.03	11.63	
				54	12.39	11.91	12.56	12.08	
				56	11.83	11.25	12.00	11.42	
			242T	61	12.95	12.40	13.32	12.77	
				62	13.02	12.36	13.39	12.73	
			SU	-	13.05	12.36	13.45	12.76	
	118	5590	26T	0					
				9					
				17					
			52T	37	10.65	10.76	10.65	10.76	
				41	11.48	11.51	11.48	11.51	
				44	10.40	10.68	10.40	10.68	
			106T	53	11.79	11.78	11.96	11.95	
				54	12.16	12.31	12.33	12.48	
				56	11.61	11.71	11.78	11.88	
			242T	61	12.80	12.91	13.17	13.28	
				62	12.82	12.84	13.19	13.21	
			SU	-	12.87	12.76	13.27	13.16	
	134	5670	26T	0					
				9					
				17					
52T			37	10.73	10.55	10.73	10.55		
			41	11.52	11.21	11.52	11.21		
			44	10.45	10.26	10.45	10.26		
106T			53	11.85	11.54	12.02	11.71		
			54	12.14	12.01	12.31	12.18		
			56	11.63	11.39	11.80	11.56		
242T			61	12.88	12.60	13.25	12.97		
			62	12.86	12.45	13.23	12.82		
SU			-	12.91	12.59	13.31	12.99		

* Calculation of Output Power : Corr'd Power = Meas Power + Duty CF [dB]

Mode	Channel	Frequency [MHz]	Tones	RU offset	Meas Power [dBm]		Corr'd Power [dBm]		Power Limit [dBm]
					ANT1	ANT2	ANT1	ANT2	
HE80	106	5530	26T	0					24.00
				18					
				36					
			52T	37	10.04	10.19	10.04	10.19	
				45	10.52	10.35	10.52	10.35	
				52	9.94	9.65	9.94	9.65	
			106T	53	11.12	11.31	11.29	11.48	
				57	11.54	11.44	11.71	11.61	
				60	11.10	10.92	11.27	11.09	
			242T	61	12.23	12.12	12.60	12.49	
				62	12.50	12.47	12.87	12.84	
				64	12.33	11.84	12.70	12.21	
	484T	65	12.02	12.05	12.70	12.73			
		66	12.13	11.90	12.81	12.58			
	SU	-	11.51	11.88	12.27	12.64			
	122	5610	26T	0					
				18					
				36					
			52T	37	10.13	9.65	10.13	9.65	
				45	10.56	9.75	10.56	9.75	
				52	9.96	9.28	9.96	9.28	
			106T	53	11.28	10.84	11.45	11.01	
				57	11.57	10.86	11.74	11.03	
				60	11.09	10.38	11.26	10.55	
242T			61	12.30	11.93	12.67	12.30		
			62	12.57	12.18	12.94	12.55		
			64	12.40	11.63	12.77	12.00		
484T	65	12.08	11.36	12.76	12.04				
	66	12.10	11.15	12.78	11.83				
SU	-	11.34	11.39	12.10	12.15				

* Calculation of Output Power : Corr'd Power = Meas Power + Duty CF [dB]

PPSD Results

Actual RBW	Ref. Bandwidth	Corr'd factor
100 kHz	1000 kHz	10.00 dB

Mode	Channel	Frequency [MHz]	Tones	RU offset	Meas PSD [dBm/100kHz]		Corr'd PSD [dBm/MHz]		PPSD Limit [dBm/MHz]
					ANT1	ANT2	ANT1	ANT2	
HE20	100	5500	52T	37	-3.374	-4.112	6.626	5.888	11.00
				38	-3.277	-3.872	6.723	6.128	
				40	-3.276	-3.994	6.724	6.006	
			SU	-	-6.837	-7.461	3.373	2.749	
	116	5580	52T	37	-3.268	-4.696	6.732	5.304	
				38	-3.352	-4.443	6.648	5.557	
				40	-3.474	-4.683	6.526	5.317	
			SU	-	-6.909	-8.000	3.301	2.210	
	140	5700	52T	37	-3.579	-5.661	6.421	4.339	
				38	-3.351	-5.453	6.649	4.547	
				40	-3.492	-5.781	6.508	4.219	
			SU	-	-6.968	-9.044	3.242	1.166	
HE40	102	5510	52T	37	-5.886	-4.455	4.114	5.545	
				41	-5.329	-4.964	4.671	5.036	
				44	-5.899	-4.772	4.101	5.228	
			SU	-	-12.348	-12.519	-1.948	-2.119	
	118	5590	52T	37	-5.663	-4.990	4.337	5.010	
				41	-5.097	-4.597	4.903	5.403	
				44	-5.783	-5.207	4.217	4.793	
			SU	-	-12.579	-11.931	-2.179	-1.531	
	134	5670	52T	37	-5.510	-5.859	4.490	4.141	
				41	-5.169	-5.305	4.831	4.695	
				44	-5.981	-5.814	4.019	4.186	
			SU	-	-12.446	-12.676	-2.046	-2.276	
HE80	106	5530	52T	37	-5.610	-5.806	4.390	4.194	
				45	-5.501	-5.777	4.499	4.223	
				52	-5.714	-6.221	4.286	3.779	
			SU	-	-16.312	-15.109	-5.552	-4.349	
	122	5610	52T	37	-5.263	-5.903	4.737	4.097	
				45	-5.253	-6.418	4.747	3.582	
				52	-5.689	-6.917	4.311	3.083	
			SU	-	-16.343	-16.000	-6.343	-6.000	

* Calculation of PSD result : Corr'd PSD = Meas PSD + Duty CF + Corr'd factor [dB]

10.2.16. 802.11ax 1Tx (SISO) MODE STRADDLE CHANNEL

Bandwidth and Antenna Gain, Limits

Mode	Frequency [MHz]	Portion	Min 26 dB BW [MHz]	Directional Gain [dBi]	Power Limit [dBm]	PPSD Limit
HE20	5720	UNII-2C	15.144	-2.72	22.80	11.00 [dBm/MHz]
		UNII-3	4.498	-3.00	30.00	30.00 [dBm/500kHz]
HE40	5710	UNII-2C	16.280	-2.72	23.12	11.00 [dBm/MHz]
		UNII-3	4.414	-3.00	30.00	30.00 [dBm/500kHz]
HE80	5690	UNII-2C	18.224	-2.72	23.61	11.00 [dBm/MHz]
		UNII-3	4.278	-3.00	30.00	30.00 [dBm/500kHz]

Included in Calculations of Corr'd Power & PPSD				
Duty Cycle CF [dB]	HE20	52T	-	dB
		SU	0.21	dB
	HE40	52T	-	dB
		SU	0.40	dB
	HE80	52T	-	dB
		SU	0.76	dB

Output Power Results

Mode	Frequency [MHz]	Portion	Tones	RU offset	Meas Power [dBm]		Corr'd Power [dBm]		Power Limit [dBm]
					ANT1	ANT2	ANT1	ANT2	
HE20	5720	UNII-2C	52T	39	11.110	9.058	11.110	9.058	22.95
			SU	-	13.032	12.038	13.242	12.248	
		UNII-3	52T	39	1.184	-0.880	1.184	-0.880	30.00
			SU	-	7.764	6.331	7.974	6.541	
HE40	5710	UNII-2C	52T	43	10.193	9.212	10.193	9.212	24.00
			SU	-	11.778	10.805	12.178	11.205	
		UNII-3	52T	43	-6.375	-7.590	-6.375	-7.590	30.00
			SU	-	1.868	1.122	2.268	1.522	
HE80	5690	UNII-2C	52T	51	10.162	9.148	10.162	9.148	24.00
			SU	-	10.472	9.614	11.232	10.374	
		UNII-3	52T	51	-6.340	-7.058	-6.340	-7.058	30.00
			SU	-	-3.676	-4.099	-2.916	-3.339	

* Calculation of Output Power : Corr'd Power = Meas Power + Duty CF [dB]

PPSD Results

Mode	Frequency [MHz]	Portion	Tones	RU offset	Meas PPSD [dBm/MHz]		Corr'd PPSD [dBm/MHz]		PPSD Limit [dBm/MHz]
					ANT1	ANT2	ANT1	ANT2	
HE20	5720	UNII-2C	52T	39	6.630	4.784	6.630	4.784	11.00
			SU	-	2.953	2.431	3.163	2.641	
		*UNII-3	52T	39	3.294	0.896	3.294	0.896	30.00
			SU	-	-0.091	-5.144	0.119	-4.934	
HE40	5710	UNII-2C	52T	43	5.511	4.741	5.511	4.741	11.00
			SU	-	-1.781	-2.555	-1.381	-2.155	
		*UNII-3	52T	43	-6.605	-7.598	-6.605	-7.598	30.00
			SU	-	-5.255	-5.909	-4.855	-5.509	
HE80	5690	UNII-2C	52T	51	5.369	4.752	5.369	4.752	11.00
			SU	-	-6.255	-6.391	-5.495	-5.631	
		*UNII-3	52T	51	-7.222	-8.500	-7.222	-8.500	30.00
			SU	-	-10.978	-11.515	-10.218	-10.755	

Note: * For UNII-3, the unit of PPSD is [dBm/500kHz].

Calculation of PPSD result : Corr'd PPSD = Meas PPSD + Duty CF + Corr'd factor [dB]

10.2.17. 802.11ax 1Tx (SISO) MODE 5.8 GHz BAND

Bandwidth and Antenna Gain, Limits

Mode	Channel	Frequency [MHz]	Directional Gain [dBi]	Power Limit [dBm]	PPSD Limit [dBm/500kHz]
HE20	Low	5745	-3.00	30.00	30.00
	Mid	5785			
	High	5825			
HE40	Low	5755			
	High	5795			
HE80	Mid	5775			

Included in Calculations of Corr'd [Power & PSD]				
Duty Cycle CF [dB]	HE20	26T	-	dB
		52T	-	dB
		106T	0.17	dB
		SU	0.21	dB
	HE40	26T	-	dB
		52T	-	dB
		106T	0.17	dB
		242T	0.37	dB
		SU	0.40	dB
	HE80	26T	-	dB
		52T	-	dB
		106T	0.17	dB
		242T	0.37	dB
		484T	0.68	dB
		SU	0.76	dB

Output Power Results

Mode	Channel	Frequency [MHz]	Tones	RU offset	Meas Power [dBm]		Corr'd Power [dBm]		Power Limit [dBm]
					ANT1	ANT2	ANT1	ANT2	
HE20	149	5745	26T	0	10.65	10.47	10.65	10.47	30.00
				4	10.72	10.58	10.72	10.58	
				8	10.45	10.29	10.45	10.29	
			52T	37	12.67	12.47	12.67	12.47	
				38	12.88	12.58	12.88	12.58	
				40	12.55	12.37	12.55	12.37	
			106T	53	14.66	14.05	14.83	14.22	
				54	14.33	13.96	14.50	14.13	
			SU	-	15.37	15.02	15.58	15.23	
	157	5785	26T	0	10.61	10.05	10.61	10.05	
				4	10.97	10.37	10.97	10.37	
				8	10.48	10.02	10.48	10.02	
			52T	37	12.76	12.10	12.76	12.10	
				38	12.95	12.33	12.95	12.33	
				40	12.65	12.09	12.65	12.09	
			106T	53	14.54	13.85	14.71	14.02	
				54	14.48	13.80	14.65	13.97	
			SU	-	15.55	14.76	15.76	14.97	
	165	5825	26T	0	10.65	9.61	10.65	9.61	
				4	10.94	9.99	10.94	9.99	
				8	10.61	9.65	10.61	9.65	
			52T	37	12.86	11.73	12.86	11.73	
				38	12.12	11.92	12.12	11.92	
				40	12.80	11.71	12.80	11.71	
106T			53	14.58	13.46	14.75	13.63		
			54	14.57	13.48	14.74	13.65		
SU			-	15.58	14.42	15.79	14.63		

* Calculation of Output Power : Corr'd Power = Meas Power + Duty CF [dB]

Mode	Channel	Frequency [MHz]	Tones	RU offset	Meas Power [dBm]		Corr'd Power [dBm]		Power Limit [dBm]
					ANT1	ANT2	ANT1	ANT2	
HE40	151	5755	26T	0	10.05	9.84	10.05	9.84	30.00
				9	10.08	10.80	10.08	10.80	
				17	10.04	9.78	10.04	9.78	
			52T	37	11.34	11.05	11.34	11.05	
				41	11.07	11.67	11.07	11.67	
				44	11.25	10.87	11.25	10.87	
			106T	53	12.34	12.04	12.51	12.21	
				54	12.72	12.55	12.89	12.72	
				56	12.38	11.94	12.55	12.11	
			242T	61	13.27	12.98	13.64	13.35	
				62	13.42	12.92	13.79	13.29	
			SU	-	13.48	13.16	13.88	13.56	
	159	5795	26T	0	9.75	9.18	9.75	9.18	
				9	10.26	10.60	10.26	10.60	
				17	9.72	9.06	9.72	9.06	
			52T	37	11.10	10.94	11.10	10.94	
				41	11.38	11.09	11.38	11.09	
				44	11.06	10.78	11.06	10.78	
			106T	53	12.21	11.53	12.38	11.70	
				54	12.00	12.32	12.17	12.49	
				56	12.15	11.46	12.32	11.63	
			242T	61	13.26	12.63	13.63	13.00	
				62	13.45	12.57	13.82	12.94	
			SU	-	13.55	12.76	13.95	13.16	
HE80	155	5775	26T	0	10.78	10.87	10.78	10.87	
				18	10.06	10.20	10.06	10.20	
				36	9.88	10.47	9.88	10.47	
			52T	37	10.93	10.98	10.93	10.98	
				45	10.24	10.20	10.24	10.20	
				52	9.95	10.64	9.95	10.64	
			106T	53	10.98	10.95	11.15	11.12	
				57	11.45	11.08	11.62	11.25	
				60	11.18	11.63	11.35	11.80	
			242T	61	11.67	12.08	12.04	12.45	
				62	12.02	12.47	12.39	12.84	
				64	12.00	11.76	12.37	12.13	
			484T	65	11.25	11.87	11.93	12.55	
				66	11.48	11.72	12.16	12.40	
			SU	-	12.12	11.42	12.88	12.18	

* Calculation of Output Power : Corr'd Power = Meas Power + Duty CF [dB]

PPSD Results

Actual RBW	Ref. Bandwidth	Corr'd factor
100 kHz	500 kHz	6.99 dB

Mode	Channel	Frequency [MHz]	Tones	RU offset	Meas PSD [dBm/100kHz]		Corr'd PSD [dBm/500kHz]		PPSD Limit [dBm/500kHz]
					ANT1	ANT2	ANT1	ANT2	
HE20	149	5745	26T	0	-2.208	-2.905	4.782	4.085	30.00
				4	-2.073	-2.743	4.917	4.247	
				8	-2.132	-2.660	4.858	4.330	
			SU	-	-6.483	-7.207	0.717	-0.007	
	157	5785	26T	0	-1.839	-2.872	5.151	4.118	
				4	-2.019	-2.918	4.971	4.072	
				8	-2.320	-3.268	4.670	3.722	
			SU	-	-6.115	-7.711	1.085	-0.511	
	165	5825	26T	0	-2.223	-3.705	4.767	3.285	
				4	-1.949	-3.216	5.041	3.774	
				8	-2.093	-3.693	4.897	3.297	
			SU	-	-6.654	-8.302	0.546	-1.102	
HE40	151	5755	26T	0	-2.989	-3.361	4.001	3.629	
				9	-3.438	-2.634	3.552	4.356	
				17	-3.038	-3.346	3.952	3.644	
			SU	-	-11.510	-11.590	-4.120	-4.200	
	159	5795	26T	0	-3.128	-3.821	3.862	3.169	
				9	-3.252	-2.366	3.738	4.624	
				17	-3.070	-3.791	3.920	3.199	
			SU	-	-10.999	-12.154	-3.609	-4.764	
HE80	155	5775	26T	0	-1.447	-1.969	5.543	5.021	
				18	-2.821	-3.081	4.169	3.909	
				36	-2.785	-2.158	4.205	4.832	
			SU	-	-15.221	-16.020	-7.471	-8.270	

* Calculation of PSD result : Corr'd PSD = Meas PSD + Duty CF + Corr'd factor [dB]

10.2.18. 802.11ax 2Tx (MIMO) MODE 5.2 GHz BAND

Bandwidth and Antenna Gain, Limits

Mode	Channel	Frequency [MHz]	Min 26 dB BW [MHz]	Directional Gain [dBi]	Power Limit [dBm]	PPSD Limit [dBm/MHz]
HE20	Low	5180	16.86	-2.42	23.27	11.00
	Mid	5200				
	High	5240				
HE40	Low	5190	18.76		23.73	
	High	5230				
HE80	Mid	5210	20.43			

Included in Calculations of Corr'd [Power & PPSD]				
Duty Cycle CF [dB]	HE20	26T	-	dB
		52T	0.16	dB
		106T	0.33	dB
		SU	0.40	dB
	HE40	26T	-	dB
		52T	0.16	dB
		106T	0.33	dB
		242T	0.67	dB
		SU	0.72	dB
	HE80	26T	-	dB
		52T	0.16	dB
		106T	0.33	dB
		242T	0.67	dB
		484T	1.13	dB
		SU	1.25	dB

Output Power Results

Mode	Channel	Frequency [MHz]	Tones	RU offset	Meas Power [dBm]		Total Corr'd Power [dBm]	Power Limit [dBm]
					ANT1	ANT2		
HE20	36	5180	26T	0	6.71	5.52	9.17	23.27
				4	6.86	5.91	9.42	
				8	6.57	5.72	9.18	
			52T	37	8.45	7.65	11.24	
				38	8.34	8.22	11.45	
				40	8.26	8.02	11.31	
			106T	53	10.75	10.49	13.96	
				54	10.82	10.65	14.08	
			SU	-	12.15	11.54	15.27	
	40	5200	26T	0	6.51	6.13	9.33	
				4	6.66	6.43	9.56	
				8	6.45	6.14	9.31	
			52T	37	8.40	7.99	11.37	
				38	8.59	8.05	11.50	
				40	8.38	7.97	11.35	
			106T	53	10.62	10.55	13.93	
				54	10.72	10.55	13.98	
			SU	-	12.12	11.55	15.25	
	48	5240	26T	0	6.30	5.90	9.11	
				4	6.59	6.32	9.47	
				8	6.35	5.97	9.17	
			52T	37	8.12	7.46	10.97	
				38	8.29	7.97	11.30	
				40	8.52	7.95	11.41	
106T			53	10.64	10.46	13.89		
			54	10.66	10.50	13.92		
SU			-	12.00	11.54	15.19		

* Calculation of Output Power : Total Corr'd Power = Ant1 Power + Ant2 Power + Duty CF [dB]

Mode	Channel	Frequency [MHz]	Tones	RU offset	Meas Power [dBm]		Total Corr'd Power [dBm]	Power Limit [dBm]
					ANT1	ANT2		
HE40	38	5190	26T	0	6.37	5.70	9.06	23.73
				9	7.61	7.32	10.48	
				17	6.76	6.31	9.55	
			52T	37	8.00	7.36	10.86	
				41	8.64	8.15	11.57	
				44	8.01	7.32	10.85	
			106T	53	9.33	8.80	12.41	
				54	9.03	8.15	11.95	
				56	9.19	8.96	12.42	
			242T	61	9.26	8.88	12.75	
	62	9.13		8.88	12.69			
	SU	-	8.96	8.72	12.57			
	46	5230	26T	0	6.71	6.02	9.39	
				9	7.60	7.49	10.56	
				17	6.82	6.30	9.58	
			52T	37	7.74	6.85	10.49	
				41	8.36	8.35	11.53	
				44	8.04	7.39	10.90	
			106T	53	9.29	8.72	12.35	
				54	8.71	7.99	11.71	
56				9.22	8.91	12.41		
242T			61	9.20	8.81	12.69		
	62	9.13	8.90	12.70				
SU	-	8.92	8.55	12.47				
HE80	42	5210	26T	0	7.30	7.25	10.29	24.00
				18	6.35	6.81	9.60	
				36	6.90	7.58	10.26	
			52T	37	7.19	7.40	10.47	
				45	6.12	6.75	9.62	
				52	6.82	7.52	10.35	
			106T	53	7.18	7.42	10.64	
				57	7.25	7.88	10.92	
				60	6.93	7.63	10.63	
			242T	61	8.45	8.79	12.30	
				62	8.55	9.03	12.48	
				64	8.14	8.84	12.18	
			484T	65	7.80	8.15	12.12	
66	7.64	8.24		12.09				
SU	-	7.95	7.71	12.09				

* Calculation of Output Power : Total Corr'd Power = Ant1 Power + Ant2 Power + Duty CF [dB]

PPSD Results

Actual RBW	Ref. Bandwidth	Corr'd factor
100 kHz	1000 kHz	10.00 dB

Mode	Channel	Frequency [MHz]	Tones	RU offset	Meas PSD [dBm/100kHz]		Corr'd PSD [dBm/MHz]	PPSD Limit [dBm/MHz]
					ANT1	ANT2		
HE20	36	5180	26T	0	-7.926	-7.349	5.382	11.00
				4	-7.515	-6.551	6.004	
				8	-7.616	-6.905	5.764	
			SU	-	-10.966	-10.136	2.879	
	40	5200	26T	0	-7.886	-6.637	5.794	
				4	-7.721	-6.181	6.127	
				8	-7.753	-6.608	5.867	
			SU	-	-11.400	-10.355	2.564	
	48	5240	26T	0	-6.205	-6.371	6.723	
				4	-6.076	-5.959	6.993	
				8	-6.447	-6.602	6.486	
			SU	-	-9.817	-9.760	3.622	
HE40	38	5190	26T	0	-7.558	-5.729	6.462	
				9	-7.133	-5.140	6.987	
				17	-7.984	-6.460	5.855	
			SU	-	-17.471	-15.580	-2.693	
	46	5230	26T	0	-8.122	-6.384	5.844	
				9	-7.320	-5.792	6.521	
				17	-7.954	-5.457	6.482	
			SU	-	-17.523	-15.636	-2.748	
HE80	42	5210	26T	0	-5.836	-4.794	7.726	
				18	-8.021	-6.409	5.870	
				36	-6.524	-4.811	7.427	
			SU	-	-20.136	-19.615	-5.607	

* Calculation of PSD result : Total Corr'd PSD = Ant1 PSD + Ant2 PSD + Duty CF [dB] + Corr'd factor [dB]

10.2.19. 802.11ax 2Tx (MIMO) MODE 5.3 GHz BAND

Bandwidth and Antenna Gain, Limits

Mode	Channel	Frequency [MHz]	Min 26 dB BW [MHz]	Directional Gain [dBi]	Power Limit [dBm]	PPSD Limit [dBm/MHz]
HE20	Low	5260	19.23	-2.15	23.84	11.00
	Mid	5300				
	High	5320				
HE40	Low	5270	19.96		24.00	
	High	5310				
HE80	Mid	5290	21.11		24.00	

Included in Calculations of Corr'd [Power & PPSD]				
Duty Cycle CF [dB]	HE20	26T		dB
		52T	0.16	dB
		106T	0.33	dB
		SU	0.40	dB
	HE40	26T		dB
		52T	0.16	dB
		106T	0.33	dB
		242T	0.67	dB
	HE80	SU	0.72	dB
		26T		dB
		52T	0.16	dB
		106T	0.33	dB
		242T	0.67	dB
		484T	1.13	dB
		SU	1.25	dB

Output Power Results

Mode	Channel	Frequency [MHz]	Tones	RU offset	Meas Power [dBm]		Total Corr'd Power [dBm]	Power Limit [dBm]
					ANT1	ANT2		
HE20	52	5260	26T	0				23.84
				4				
				8				
			52T	37	7.90	8.43	11.34	
				38	7.96	8.46	11.39	
				40	7.80	8.55	11.36	
			106T	53	9.86	10.57	13.57	
				54	9.90	10.61	13.61	
			SU	-	12.03	11.77	15.31	
	60	5300	26T	0				
				4				
				8				
			52T	37	7.99	8.41	11.38	
				38	7.91	8.58	11.43	
				40	7.77	8.39	11.26	
			106T	53	9.85	10.52	13.54	
				54	9.79	10.41	13.45	
			SU	-	11.87	11.67	15.18	
	64	5320	26T	0				
				4				
				8				
			52T	37	7.99	7.81	11.07	
				38	7.78	8.65	11.41	
				40	7.79	8.47	11.31	
106T			53	9.84	10.42	13.48		
			54	9.80	10.36	13.43		
SU			-	11.76	11.63	15.11		

* Calculation of Output Power : Total Corr'd Power = Ant1 Power + Ant2 Power + Duty CF [dB]

Mode	Channel	Frequency [MHz]	Tones	RU offset	Meas Power [dBm]		Total Corr'd Power [dBm]	Power Limit [dBm]
					ANT1	ANT2		
HE40	54	5270	26T	0				24.00
				9				
				17				
			52T	37	7.61	7.38	10.67	
				41	8.82	8.63	11.90	
				44	7.85	7.95	11.07	
			106T	53	9.18	9.13	12.50	
				54	9.65	9.61	12.97	
				56	8.97	9.01	12.33	
			242T	61	9.14	8.92	12.71	
				62	8.93	8.97	12.63	
			SU	-	8.77	8.68	12.46	
	62	5310	26T	0				
				9				
				17				
			52T	37	7.51	7.38	10.62	
				41	8.62	8.61	11.79	
				44	7.74	7.75	10.92	
			106T	53	9.09	9.03	12.40	
				54	8.44	8.46	11.79	
				56	8.82	8.84	12.17	
			242T	61	9.05	8.89	12.65	
				62	8.78	8.89	12.52	
			SU	-	8.74	8.69	12.45	
HE80	58	5290	26T	0				
				18				
				36				
			52T	37	6.12	6.92	9.71	
				45	6.25	7.02	9.82	
				52	5.45	7.00	9.46	
			106T	53	7.26	7.99	10.98	
				57	7.28	8.12	11.06	
				60	6.92	7.98	10.82	
			242T	61	8.16	9.06	12.31	
				62	8.20	9.15	12.38	
				64	7.84	8.81	12.03	
			484T	65	7.50	8.35	12.09	
				66	7.25	8.34	11.97	
			SU	-	7.70	8.09	12.16	

* Calculation of Output Power : Total Corr'd Power = Ant1 Power + Ant2 Power + Duty CF [dB]

PPSD Results

Actual RBW	Ref. Bandwidth	Corr'd factor
100 kHz	1000 kHz	10.00 dB

Mode	Channel	Frequency [MHz]	Tones	RU offset	Meas PPSD [dBm/100kHz]		Corr'd PPSD [dBm/MHz]	PPSD Limit [dBm/MHz]
					ANT1	ANT2		
HE20	52	5260	52T	37	-6.792	-7.133	6.211	11.00
				38	-6.295	-6.805	6.628	
				40	-6.798	-6.491	6.529	
			SU	-	-9.529	-9.631	3.831	
	60	5300	52T	37	-6.777	-7.385	6.100	
				38	-6.868	-6.920	6.276	
				40	-6.797	-6.820	6.362	
			SU	-	-9.721	-9.696	3.702	
	64	5320	52T	37	-6.502	-7.364	6.259	
				38	-6.767	-7.208	6.188	
				40	-6.889	-7.865	5.821	
			SU	-	-9.497	-9.975	3.681	
HE40	54	5270	52T	37	-7.640	-7.673	5.514	
				41	-6.725	-6.798	6.409	
				44	-6.974	-7.128	6.120	
			SU	-	-14.861	-15.162	-1.279	
	62	5310	52T	37	-7.602	-7.118	5.817	
				41	-6.670	-7.125	6.279	
				44	-7.855	-7.399	5.549	
			SU	-	-15.251	-15.490	-1.639	
HE80	58	5290	52T	37	-8.351	-8.353	4.818	
				45	-8.283	-8.642	4.712	
				52	-8.618	-8.466	4.629	
			SU	-	-17.896	-17.864	-3.620	

* Calculation of PPSD result : Total Corr'd PPSD = Ant1 PPSD + Ant2 PPSD + Duty CF [dB] + Corr'd factor [dB]

10.2.20. 802.11ax 2Tx (MIMO) MODE 5.5 GHz BAND

Bandwidth and Antenna Gain, Limits

Mode	Channel	Frequency [MHz]	Min 26 dB BW [MHz]	Directional Gain [dBi]	Power Limit [dBm]	PPSD Limit [dBm/MHz]
HE20	Low	5500	19.48	-2.72	23.90	11.00
	Mid	5580				
	High	5700				
HE40	Low	5510	19.43			
	Mid	5590				
	High	5670				
HE80	Low	5530	20.12		24.00	
	High	5610				

Included in Calculations of Corr'd [Power & PPSD]				
Duty Cycle CF [dB]	HE20	26T		dB
		52T	0.16	dB
		106T	0.33	dB
		SU	0.40	dB
	HE40	26T		dB
		52T	0.16	dB
		106T	0.33	dB
		242T	0.67	dB
		SU	0.72	dB
	HE80	26T		dB
		52T	0.16	dB
		106T	0.33	dB
		242T	0.67	dB
		484T	1.13	dB
		SU	1.25	dB

Output Power Results

Mode	Channel	Frequency [MHz]	Tones	RU offset	Meas Power [dBm]		Total Corr'd Power [dBm]	Power Limit [dBm]
					ANT1	ANT2		
HE20	100	5500	26T	0				23.90
				4				
				8				
			52T	37	8.79	7.97	11.57	
				38	8.82	8.30	11.74	
				40	8.52	8.08	11.48	
			106T	53	10.89	10.27	13.93	
				54	10.75	10.29	13.87	
			SU	-	11.82	11.36	15.01	
	116	5580	26T	0				
				4				
				8				
			52T	37	8.85	7.72	11.49	
				38	8.94	7.88	11.61	
				40	8.65	7.61	11.33	
			106T	53	10.82	9.77	13.67	
				54	10.72	9.72	13.59	
			SU	-	11.81	10.79	14.74	
	140	5700	26T	0				
				4				
				8				
			52T	37	8.80	6.79	11.08	
				38	8.79	7.09	11.19	
				40	8.56	7.00	11.02	
106T			53	10.93	9.31	13.54		
			54	10.84	9.25	13.46		
SU			-	11.94	10.34	14.62		

* Calculation of Output Power : Total Corr'd Power = Ant1 Power + Ant2 Power + Duty CF [dB]

Mode	Channel	Frequency [MHz]	Tones	RU offset	Meas Power [dBm]		Total Corr'd Power [dBm]	Power Limit [dBm]
					ANT1	ANT2		
HE40	102	5510	26T	0				23.88
				9				
				17				
			52T	37	7.69	7.18	10.61	
				41	7.75	7.05	10.58	
				44	8.19	7.41	10.99	
			106T	53	9.38	8.87	12.47	
				54	8.69	7.70	11.56	
				56	9.28	8.60	12.29	
			242T	61	10.31	9.76	13.72	
				62	9.29	8.67	12.67	
			SU	-	9.14	8.63	12.62	
	118	5590	26T	0				
				9				
				17				
			52T	37	8.11	6.69	10.63	
				41	8.65	7.35	11.22	
				44	7.69	6.69	10.39	
			106T	53	9.38	8.19	12.17	
				54	8.40	7.28	11.22	
				56	9.24	8.10	12.05	
			242T	61	10.31	9.10	13.43	
				62	9.24	8.08	12.38	
			SU	-	9.05	8.19	12.37	
	134	5670	26T	0				
				9				
				17				
52T			37	8.03	6.35	10.44		
			41	7.82	6.38	10.33		
			44	8.06	6.42	10.49		
106T			53	9.48	7.96	12.13		
			54	8.44	7.19	11.20		
			56	9.31	7.93	12.01		
242T			61	9.34	7.92	12.37		
			62	9.36	7.89	12.37		
SU			-	10.27	8.88	13.36		

* Calculation of Output Power : Total Corr'd Power = Ant1 Power + Ant2 Power + Duty CF [dB]

Mode	Channel	Frequency [MHz]	Tones	RU offset	Meas Power [dBm]		Total Corr'd Power [dBm]	Power Limit [dBm]
					ANT1	ANT2		
HE80	106	5530	26T	0				24.00
				18				
				36				
			52T	37	6.25	6.76	9.68	
				45	6.75	6.59	9.84	
				52	5.89	5.92	9.08	
			106T	53	7.18	7.82	10.85	
				57	7.42	7.68	10.89	
				60	7.32	7.11	10.56	
			242T	61	8.59	8.98	12.47	
				62	8.74	9.09	12.60	
				64	8.68	8.63	12.34	
	484T	65	8.05	8.28	12.31			
		66	8.08	8.17	12.27			
	SU	-	8.65	8.13	12.66			
	122	5610	26T	0				
				18				
				36				
			52T	37	6.39	6.04	9.39	
				45	6.85	6.22	9.72	
				52	6.49	5.36	9.13	
			106T	53	7.55	7.36	10.80	
				57	8.02	6.97	10.87	
				60	7.34	6.67	10.36	
242T			61	8.68	8.43	12.24		
			62	8.75	8.49	12.30		
			64	8.78	8.16	12.16		
484T	65	8.12	7.89	12.15				
	66	8.14	7.68	12.06				
SU	-	8.50	7.63	12.35				

* Calculation of Output Power : Total Corr'd Power = Ant1 Power + Ant2 Power + Duty CF [dB]

PPSD Results

Actual RBW	Ref. Bandwidth	Corr'd factor
100 kHz	1000 kHz	10.00 dB

Mode	Channel	Frequency [MHz]	Tones	RU offset	Meas PPSD [dBm/100kHz]		Corr'd PPSD [dBm/MHz]	PPSD Limit [dBm/MHz]
					ANT1	ANT2		
HE20	100	5500	52T	37	-8.911	-7.743	4.882	11.00
				38	-8.557	-6.974	5.477	
				40	-8.136	-7.703	5.256	
			SU	-	-11.771	-10.070	2.573	
	116	5580	52T	37	-8.114	-8.005	5.111	
				38	-8.149	-7.450	5.385	
				40	-8.295	-7.761	5.151	
			SU	-	-11.404	-11.025	2.200	
	140	5700	52T	37	-7.571	-8.689	5.076	
				38	-7.115	-8.220	5.538	
				40	-7.404	-8.607	5.206	
			SU	-	-10.889	-11.177	2.380	
HE40	102	5510	52T	37	-8.983	-7.584	4.943	
				41	-9.601	-8.082	4.395	
				44	-8.687	-7.735	4.985	
			SU	-	-16.718	-15.446	-2.305	
	118	5590	52T	37	-8.091	-8.098	5.076	
				41	-8.124	-7.618	5.307	
				44	-8.528	-8.005	4.912	
			SU	-	-15.911	-16.103	-2.276	
	134	5670	52T	37	-7.782	-8.807	4.906	
				41	-8.365	-8.845	4.572	
				44	-8.184	-8.799	4.690	
			SU	-	-14.758	-15.037	-1.165	
HE80	106	5530	52T	37	-10.408	-8.461	3.844	
				45	-9.453	-9.169	3.862	
				52	-9.445	-8.523	4.211	
			SU	-	-18.587	-17.974	-4.009	
	122	5610	52T	37	-9.479	-9.192	3.837	
				45	-9.039	-9.593	3.863	
				52	-9.170	-9.701	3.743	
			SU	-	-18.936	-18.645	-4.528	

* Calculation of PPSD result : Total Corr'd PPSD = Ant1 PPSD + Ant2 PPSD + Duty CF [dB] + Corr'd factor [dB]

10.2.21. 802.11ax 2Tx (MIMO) MODE STRADDLE CHANNEL

Bandwidth and Antenna Gain, Limits

Frequency [MHz]	Portion	Min 26 dB BW [MHz]	Directional Gain [dBi]	Power Limit [dBm]	PPSD Limit	
5720(HE20)	UNII-2C	15.144	-2.72	22.80	11.00 [dBm/MHz]	
	UNII-3	4.498	-3.00	30.00	30.00 [dBm/500kHz]	
5710(HE40)	UNII-2C	16.280	-2.72	23.12	11.00 [dBm/MHz]	
	UNII-3	4.414	-3.00	30.00	30.00 [dBm/500kHz]	
5690(HE80)	UNII-2C	18.224	-2.72	23.61	11.00 [dBm/MHz]	
	UNII-3	4.278	-3.00	30.00	30.00 [dBm/500kHz]	
Included in Calculations of Corr'd Power & PPSD						
Duty Cycle CF [dB]			HE20	52T	0.16	dB
				SU	0.40	dB
			HE40	52T	0.16	dB
				SU	0.72	dB
			HE80	52T	0.16	dB
				SU	1.25	dB

Output Power Results

Frequency [MHz]	Portion	Tones	RU offset	Meas Power [dBm]		Total Corr'd Power [dBm]	Power Limit [dBm]
				ANT1	ANT2		
5720	UNII-2C	52T	39	7.421	5.443	9.714	22.95
		SU	-	10.048	7.988	12.549	
	UNII-3	52T	39	-2.453	-4.458	-0.171	30.00
		SU	-	4.772	2.879	7.338	
5710	UNII-2C	52T	43	7.938	5.583	10.089	24.00
		SU	-	7.915	5.768	10.703	
	UNII-3	52T	43	-8.532	-11.274	-6.52	30.00
		SU	-	-2.06	-3.779	0.895	
5690	UNII-2C	52T	51	6.521	3.739	8.519	24.00
		SU	-	7.599	5.682	11.006	
	UNII-3	52T	51	-10.154	-12.969	-8.167	30.00
		SU	-	-6.648	-8.484	-3.209	

* Calculation of Output Power : Total Corr'd Power = Ant1 Power + Ant2 Power + Duty CF [dB]

PPSD Results

Frequency [MHz]	Portion	Tones	RU offset	Meas PPSD [dBm/MHz]		Total Corr'd PPSD [dBm/MHz]	PPSD Limit [dBm/MHz]
				ANT1	ANT2		
5720	UNII-2C	52T	39	3.545	1.313	5.741	11.00
		SU	-	0.158	-2.135	2.571	
	*UNII-3	52T	39	-0.045	-2.697	1.999	30.00
		SU	-	-3.182	-5.047	-0.605	
5710	UNII-2C	52T	43	2.622	0.755	4.958	11.00
		SU	-	-4.909	-7.544	-2.299	
	*UNII-3	52T	43	-9.832	-11.620	-7.464	30.00
		SU	-	-9.352	-10.900	-6.327	
5690	UNII-2C	52T	51	1.338	-0.837	3.556	11.00
		SU	-	-8.415	-10.355	-5.017	
	*UNII-3	52T	51	-10.404	-12.793	-8.266	30.00
		SU	-	-13.709	-14.796	-9.958	

Note: * For UNII-3, the unit of PPSD is [dBm/500kHz].

Calculation of PPSD result : Total Corr'd PPSD = Ant1 PPSD + Ant2 PPSD + Duty CF [dB] + Corr'd factor [dB]

10.2.22. 802.11ax 2Tx (MIMO) MODE 5.8 GHz BAND

Bandwidth and Antenna Gain, Limits

Mode	Channel	Frequency [MHz]	Directional Gain [dBi]	Power Limit [dBm]	PPSD Limit [dBm/500kHz]
HE20	Low	5745	-3.00	30.00	30.00
	Mid	5785			
	High	5825			
HE40	Low	5755			
	High	5795			
HE80	Mid	5775			

Included in Calculations of Corr'd [Power & PSD]				
Duty Cycle CF [dB]	HE20	26T	-	dB
		52T	0.16	dB
		106T	0.33	dB
		SU	0.40	dB
	HE40	26T	-	dB
		52T	0.16	dB
		106T	0.33	dB
		242T	0.67	dB
		SU	0.72	dB
	HE80	26T	-	dB
		52T	0.16	dB
		106T	0.33	dB
		242T	0.67	dB
		484T	1.13	dB
		SU	1.25	dB

Output Power Results

Mode	Channel	Frequency [MHz]	Tones	RU offset	Meas Power [dBm]		Total Corr'd Power [dBm]	Power Limit [dBm]
					ANT1	ANT2		
HE20	149	5745	26T	0	6.77	6.83	9.81	30.00
				4	7.15	7.22	10.20	
				8	6.76	6.93	9.86	
			52T	37	9.19	8.70	12.12	
				38	9.12	8.97	12.22	
				40	8.81	8.73	11.94	
			106T	53	11.57	11.30	14.78	
				54	11.34	11.17	14.60	
			SU	-	12.31	12.16	15.65	
	157	5785	26T	0	7.44	6.65	10.07	
				4	7.79	7.02	10.43	
				8	7.31	6.64	10.00	
			52T	37	9.12	8.49	11.99	
				38	9.28	8.65	12.15	
				40	9.19	8.42	11.99	
			106T	53	11.65	10.86	14.61	
				54	11.52	10.81	14.52	
			SU	-	12.49	11.80	15.57	
	165	5825	26T	0	7.33	6.99	10.17	
				4	7.81	7.57	10.70	
				8	7.43	6.95	10.21	
			52T	37	9.50	7.90	11.94	
				38	9.67	8.51	12.30	
				40	9.39	8.30	12.05	
106T			53	10.56	9.60	13.45		
			54	10.47	9.17	13.21		
SU			-	12.45	11.52	15.42		

* Calculation of Output Power : Total Corr'd Power = Ant1 Power + Ant2 Power + Duty CF [dB]

Mode	Channel	Frequency [MHz]	Tones	RU offset	Meas Power [dBm]		Total Corr'd Power [dBm]	Power Limit [dBm]
					ANT1	ANT2		
HE40	151	5755	26T	0	7.35	7.04	10.21	30.00
				9	7.55	7.27	10.42	
				17	7.58	7.03	10.32	
			52T	37	7.87	7.70	10.96	
				41	8.75	8.54	11.82	
				44	7.99	7.72	11.03	
			106T	53	8.02	8.19	11.45	
				54	8.28	8.12	11.54	
				56	8.32	8.22	11.61	
	242T	61	9.64	9.79	13.40			
		62	9.73	9.71	13.40			
	SU	-	9.86	9.68	13.50			
	159	5795	26T	0	6.73	6.42	9.59	
				9	7.79	7.16	10.50	
				17	7.51	6.70	10.13	
			52T	37	7.24	7.00	10.29	
				41	8.59	7.80	11.38	
				44	8.05	7.49	10.95	
106T			53	8.07	7.92	11.34		
			54	8.88	8.72	12.14		
			56	9.65	9.28	12.81		
242T	61	9.68	9.60	13.32				
	62	9.74	9.43	13.27				
SU	-	9.91	9.47	13.43				
HE80	155	5775	26T	0	6.45	7.13	9.81	
				18	7.10	7.70	10.42	
				36	7.48	6.68	10.11	
			52T	37	7.29	7.36	10.50	
				45	7.74	7.44	10.76	
				52	7.34	6.97	10.33	
			106T	53	8.28	8.11	11.54	
				57	8.42	8.33	11.72	
				60	8.32	7.57	11.30	
			242T	61	7.98	7.99	11.67	
				62	8.42	8.34	12.06	
				64	8.38	7.77	11.77	
			484T	65	7.85	7.74	11.94	
66	8.25	7.60		12.08				
SU	-	8.30	7.13	12.01				

* Calculation of Output Power : Total Corr'd Power = Ant1 Power + Ant2 Power + Duty CF [dB]

PPSD Results

Actual RBW	Ref. Bandwidth	Corr'd factor
100 kHz	500 kHz	6.99 dB

Mode	Channel	Frequency [MHz]	Tones	RU offset	Meas PPSD [dBm/100kHz]		Corr'd PPSD [dBm/500kHz]	PPSD Limit [dBm/500kHz]
					ANT1	ANT2		
HE20	149	5745	26T	0	-6.307	-5.628	4.046	30.00
				4	-6.170	-5.659	4.093	
				8	-6.372	-5.837	3.904	
			SU	-	-10.228	-9.449	0.579	
	157	5785	26T	0	-6.150	-6.169	3.841	
				4	-5.526	-5.909	4.287	
				8	-6.060	-6.404	3.772	
			SU	-	-10.065	-9.866	0.436	
	165	5825	26T	0	-5.895	-6.673	3.734	
				4	-5.336	-6.238	4.237	
				8	-5.901	-6.815	3.666	
			SU	-	-10.128	-10.422	0.128	
HE40	151	5755	26T	0	-5.015	-4.870	5.058	
				9	-5.427	-5.449	4.562	
				17	-4.856	-5.327	4.915	
			SU	-	-14.566	-14.226	-3.672	
	159	5795	26T	0	-5.241	-5.903	4.441	
				9	-4.906	-5.874	4.637	
SU	-	-14.336	-14.529	-3.711				
HE80	155	5775	26T	0	-5.184	-4.755	5.036	
				18	-5.112	-4.786	5.054	
				36	-5.129	-5.333	4.770	
			SU	-	-18.140	-18.367	-7.002	

* Calculation of PPSD result : Total Corr'd PPSD = Ant1 PPSD + Ant2 PPSD + Duty CF [dB] + Corr'd factor [dB]

10.2.23. OUTPUT POWER AND PPSD PLOTS

UNII 5.2 GHz IEEE 802.11a mode PSD

