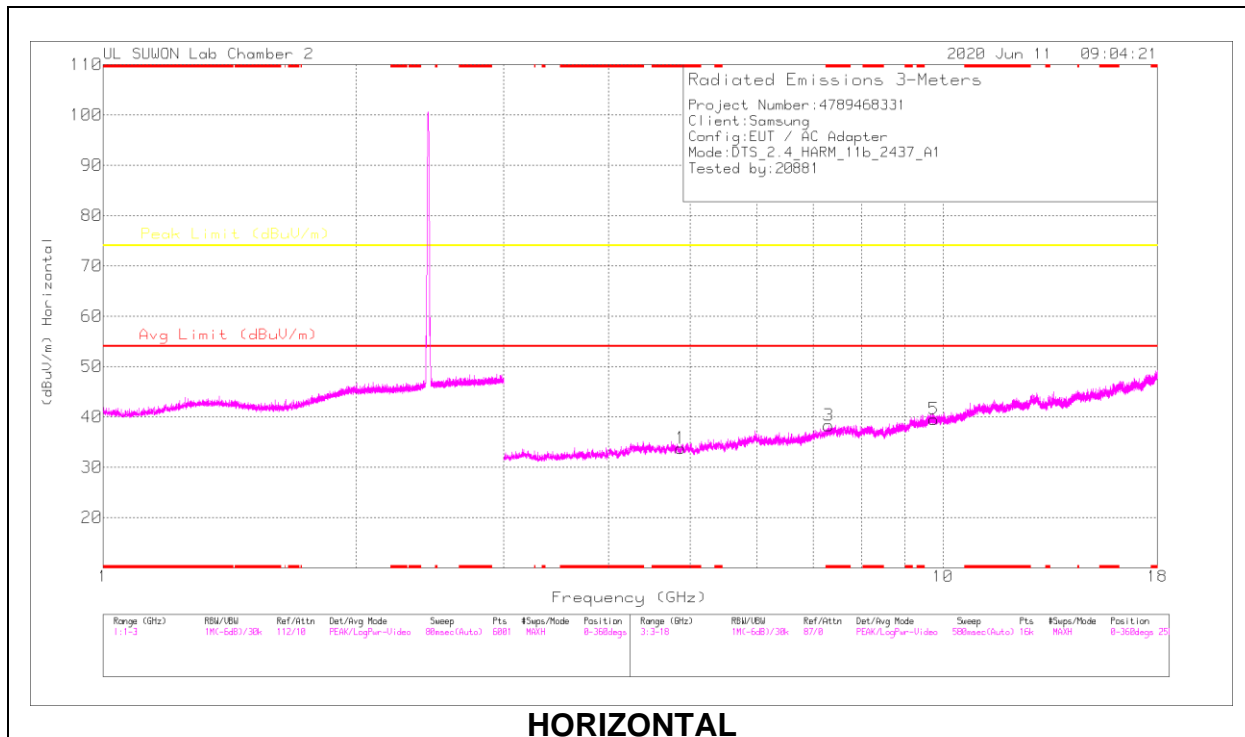


RADIATED EMISSIONS

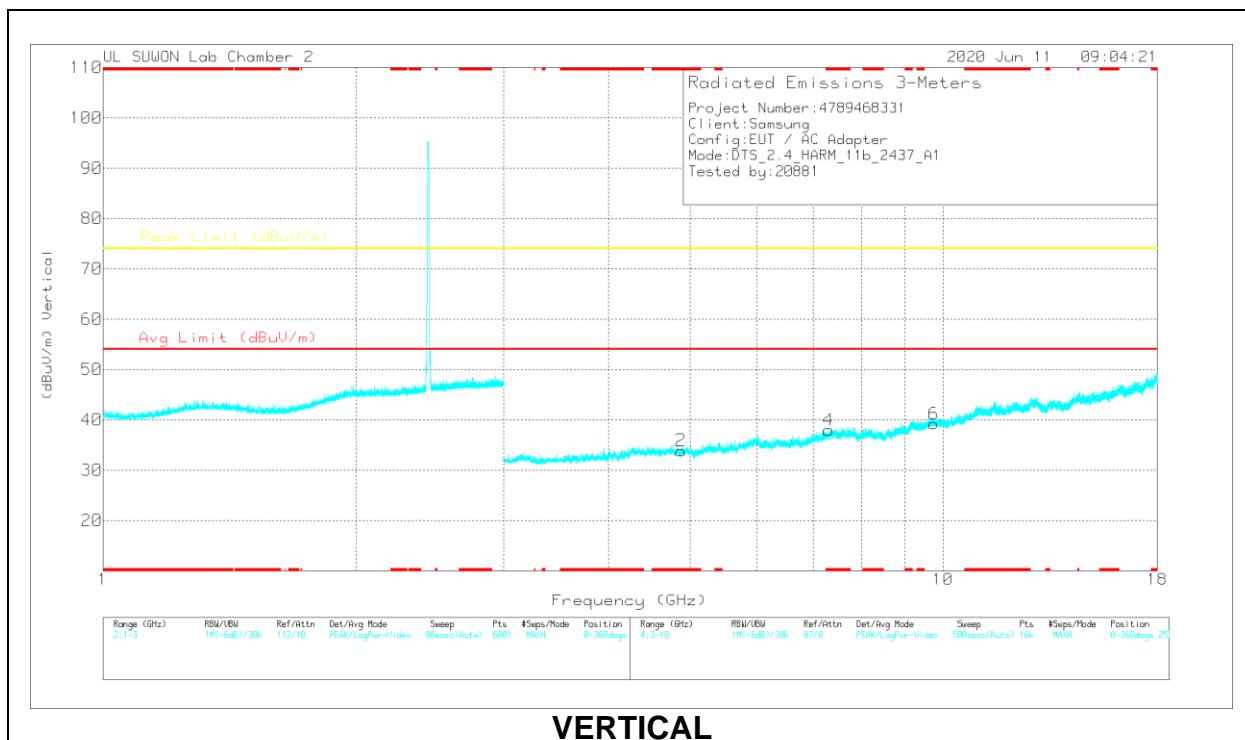
Frequency (GHz)	Meter Reading (dBuV)	Det	3117_00168724	3GHz_HP[dB]	DC Corr (dB)	Corrected Reading (dBuV/m)	Avg Limit (dBuV/m)	Margin (dB)	Peak Limit (dBuV/m)	Margin (dB)	Azimuth (Degs)	Height (cm)	Polarity
* 4.8236	36.96	PK2	34	-28.1	0	42.86	-	-	74	-31.14	360	100	H
* 4.8247	37.28	PK2	34	-28.1	0	43.18	-	-	74	-30.82	360	100	V
7.2379	35.64	PK2	36.1	-25.4	0	46.34	-	-	74	-27.66	360	100	H
7.23636	35.68	PK2	36.1	-25.4	0	46.38	-	-	74	-27.62	360	100	V
9.64589	32.61	PK2	37	-21.5	0	48.11	-	-	74	-25.89	360	100	H
9.64592	32.72	PK2	37	-21.5	0	48.22	-	-	74	-25.78	360	100	V

* - indicates frequency in CFR47 Pt 15 / IC RSS-Restricted Band
 PK2 - KDB558074 Method: Maximum Peak

MID CHANNEL, CH 6 RESULTS



HORIZONTAL



VERTICAL

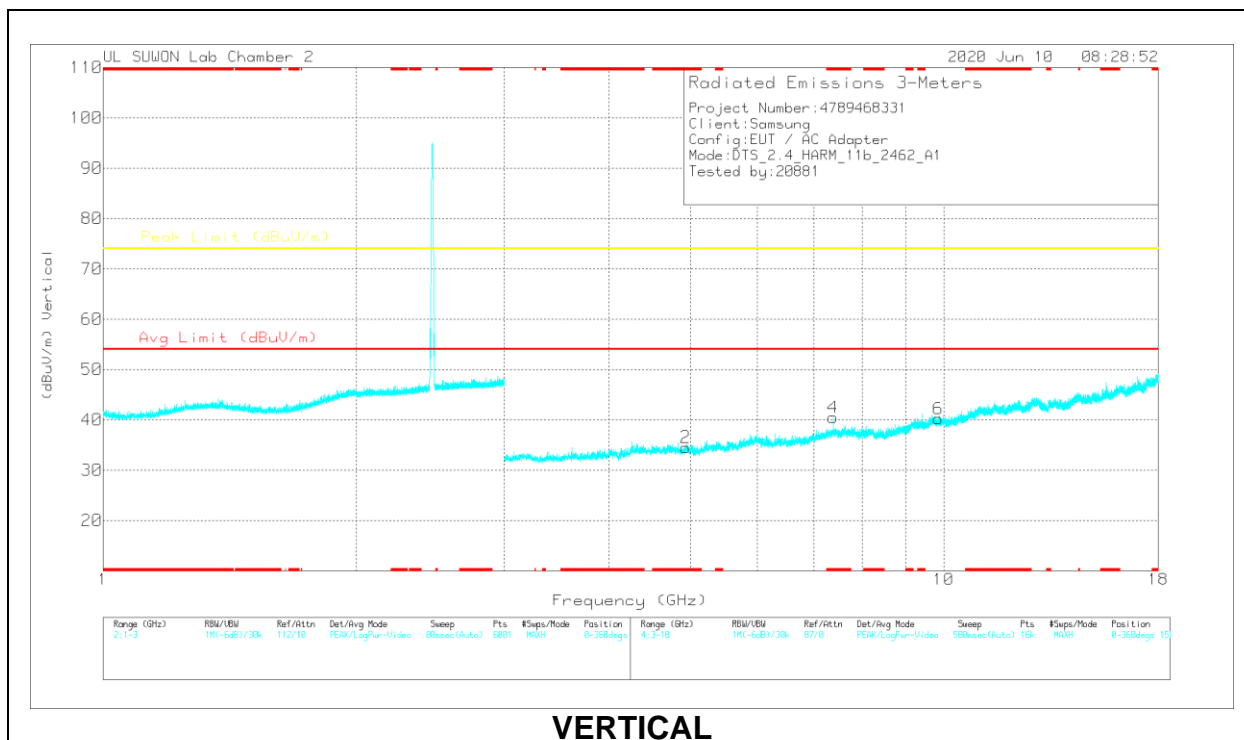
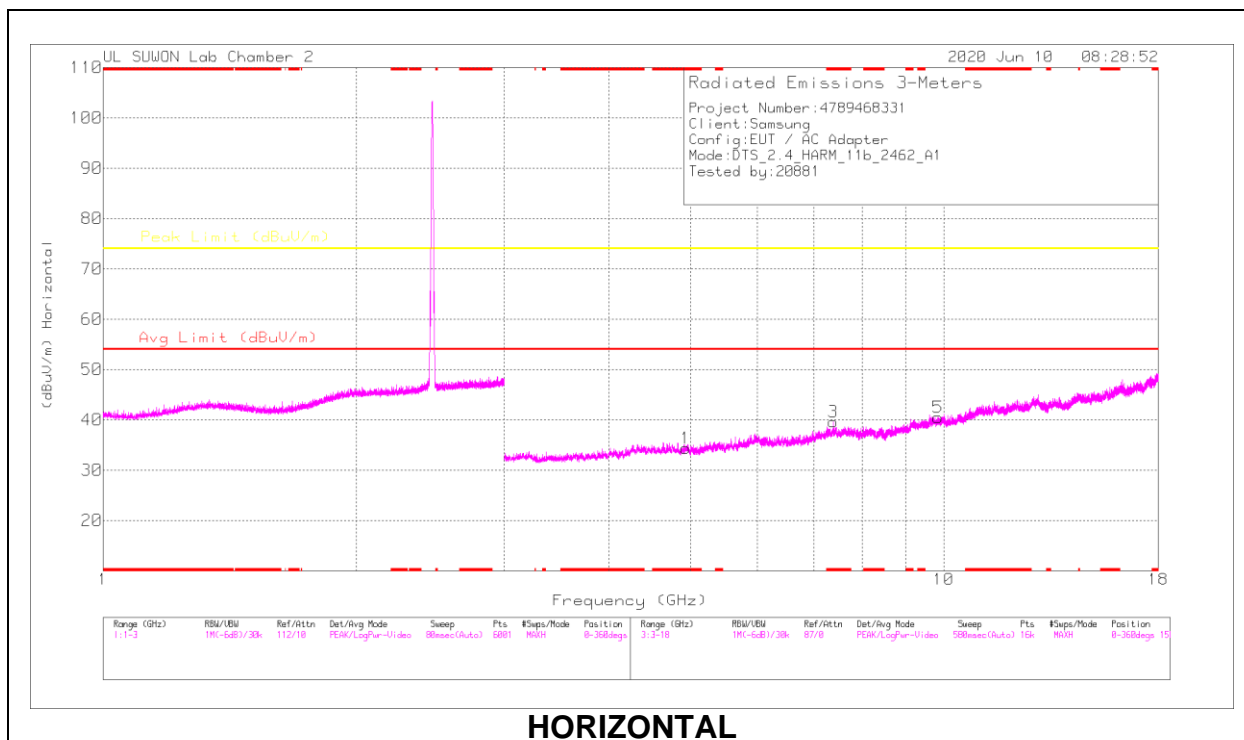
Note: Emission was scanned up to 26GHz; No emissions were detected above the noise floor which was at least 20dB below the specification limit.

RADIATED EMISSIONS

Frequency (GHz)	Meter Reading (dBuV)	Det	3117_00168724	3GHz_HP[dB]	DC Corr (dB)	Corrected Reading (dBuV/m)	Avg Limit (dBuV/m)	Margin (dB)	Peak Limit (dBuV/m)	Margin (dB)	Azimuth (Degs)	Height (cm)	Polarity
* 4.87438	36.4	PK2	34	-27.9	0	42.5	-	-	74	-31.5	360	100	H
* 4.82324	37.13	PK2	34	-28.1	0	43.03	-	-	74	-30.97	360	100	V
* 7.30971	35.17	PK2	36.2	-24.9	0	46.47	-	-	74	-27.53	360	100	H
* 7.3113	36.04	PK2	36.2	-24.9	0	47.34	-	-	74	-26.66	360	100	V
9.74695	32.63	PK2	37.2	-21.2	0	48.63	-	-	74	-25.37	360	100	H
9.74802	32.69	PK2	37.2	-21.2	0	48.69	-	-	74	-25.31	360	100	V

* - indicates frequency in CFR47 Pt 15 / IC RSS-Restricted Band
 PK2 - KDB558074 Method: Maximum Peak

HIGH CHANNEL, CH 11 RESULTS



Note: Emission was scanned up to 26GHz; No emissions were detected above the noise floor which was at least 20dB below the specification limit.

RADIATED EMISSIONS

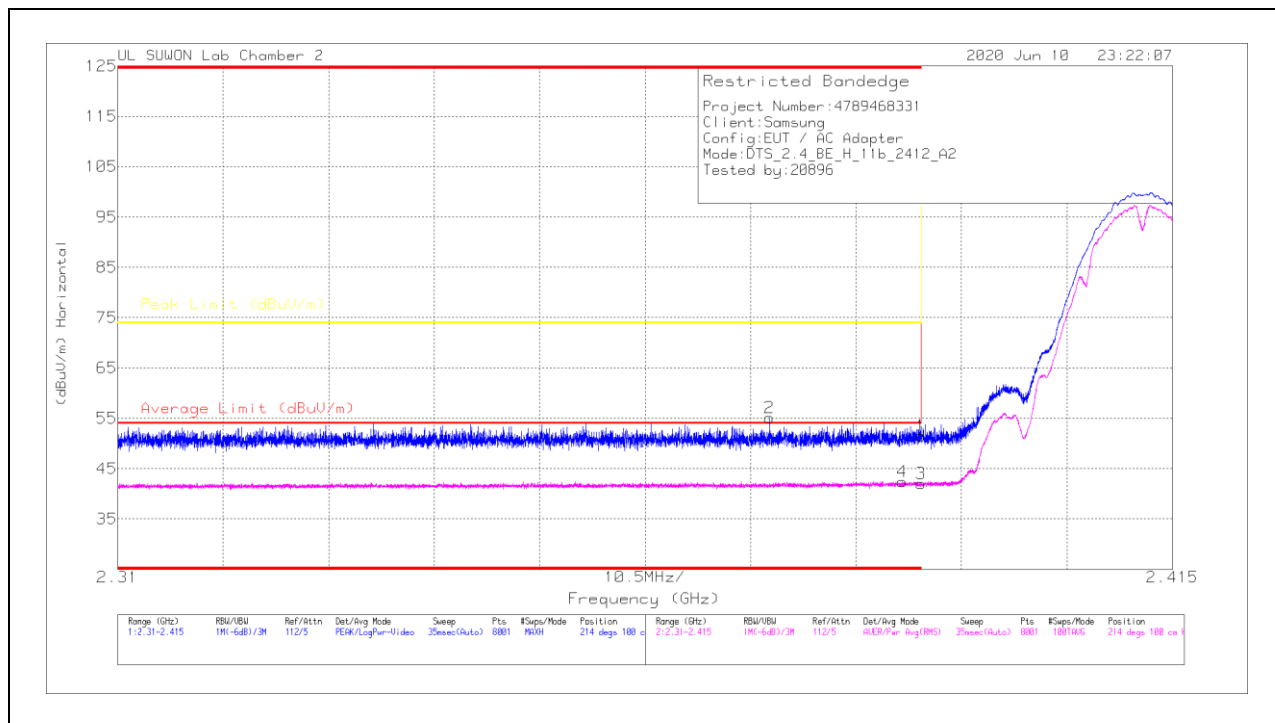
Frequency (GHz)	Meter Reading (dBuV)	Det	3117_0016872_4	3GHz_HP[dB]	DC Corr (dB)	Corrected Reading (dBuV/m)	Avg Limit (dBuV/m)	Margin (dB)	Peak Limit (dBuV/m)	Margin (dB)	Azimuth (Degs)	Height (cm)	Polarity
* 4.93025	36.59	PK2	34	-27.1	0	43.49	-	-	74	-30.51	360	100	H
* 4.93128	36.6	PK2	34	-27.1	0	43.5	-	-	74	-30.5	360	100	V
* 7.38804	37.31	PK2	36.2	-24.1	0	49.41	-	-	74	-24.59	158	113	H
* 7.3876	27.2	MAv1	36.2	-24.1	0	39.3	54	-14.7	-	-	158	113	H
* 7.3866	38.41	PK2	36.2	-24.2	0	50.41	-	-	74	-23.59	192	100	V
* 7.38688	30.18	MAv1	36.2	-24.2	0	42.18	54	-11.82	-	-	192	100	V
9.85021	32.63	PK2	37.4	-21.6	0	48.43	-	-	74	-25.57	0	100	H
9.84708	32.77	PK2	37.3	-21.6	0	48.47	-	-	74	-25.53	0	100	V

* - indicates frequency in CFR47 Pt 15 / IC RSS-Restricted Band
 PK2 - KDB558074 Method: Maximum Peak
 MAv1 - KDB558074 Option 1 Maximum RMS Average

1TX Antenna 2

BANDEDGE (LOW CHANNEL, CH 1)

HORIZONTAL RESULT



Trace Markers

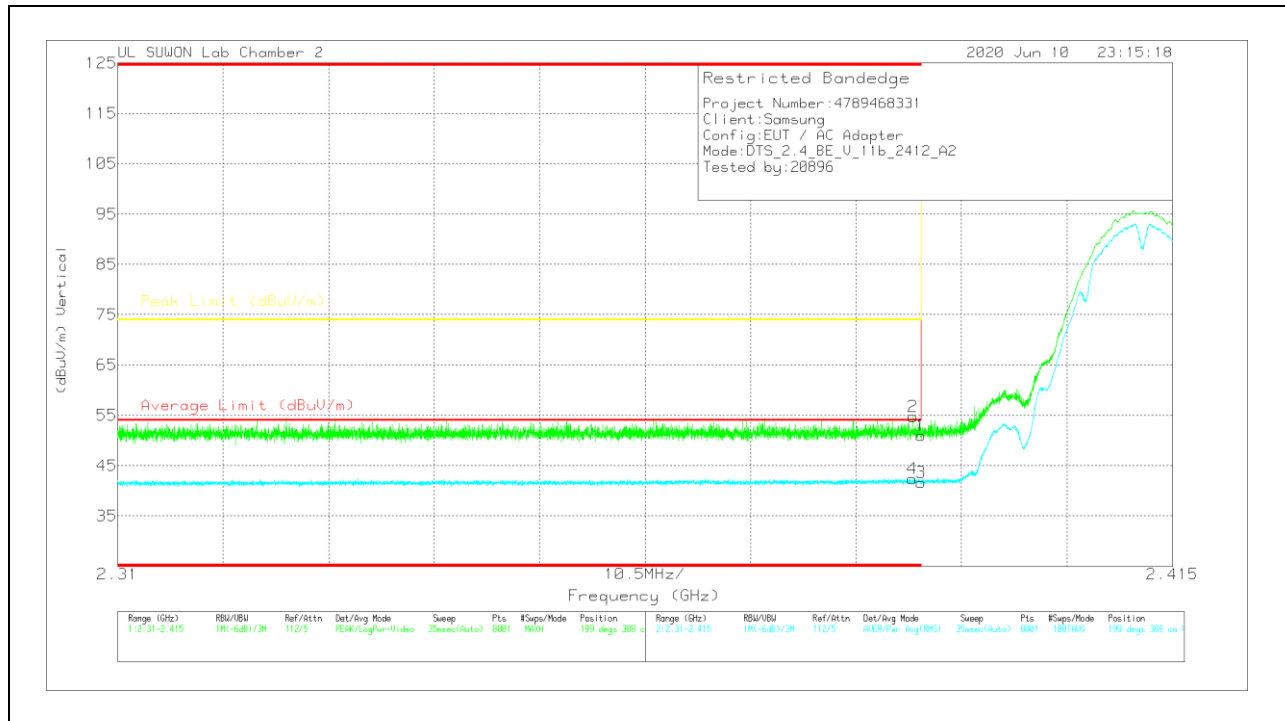
Marker	Frequency (GHz)	Meter Reading (dBuV)	Det	3117_00168724	10dB_ATT[dB]	DC Corr (dB)	Corrected Reading (dBuV/m)	Average Limit (dBuV/m)	Margin (dB)	Peak Limit (dBuV/m)	PK Margin (dB)	Azimuth (Degs)	Height (cm)	Polarity
1	* 2.39	40.53	Pk	31.6	-20.6	0	51.53	-	-	74	-22.47	214	100	H
2	* 2.3749	44.23	Pk	31.6	-20.7	0	55.13	-	-	74	-18.87	214	100	H
3	* 2.39	30.99	RMS	31.6	-20.6	0	41.99	54	-12.01	-	-	214	100	H
4	* 2.38809	31.43	RMS	31.6	-20.6	0	42.43	54	-11.57	-	-	214	100	H

* - indicates frequency in CFR47 Pt 15 / IC RSS-Restricted Band

Pk - Peak detector

RMS - RMS detection

VERTICAL RESULT



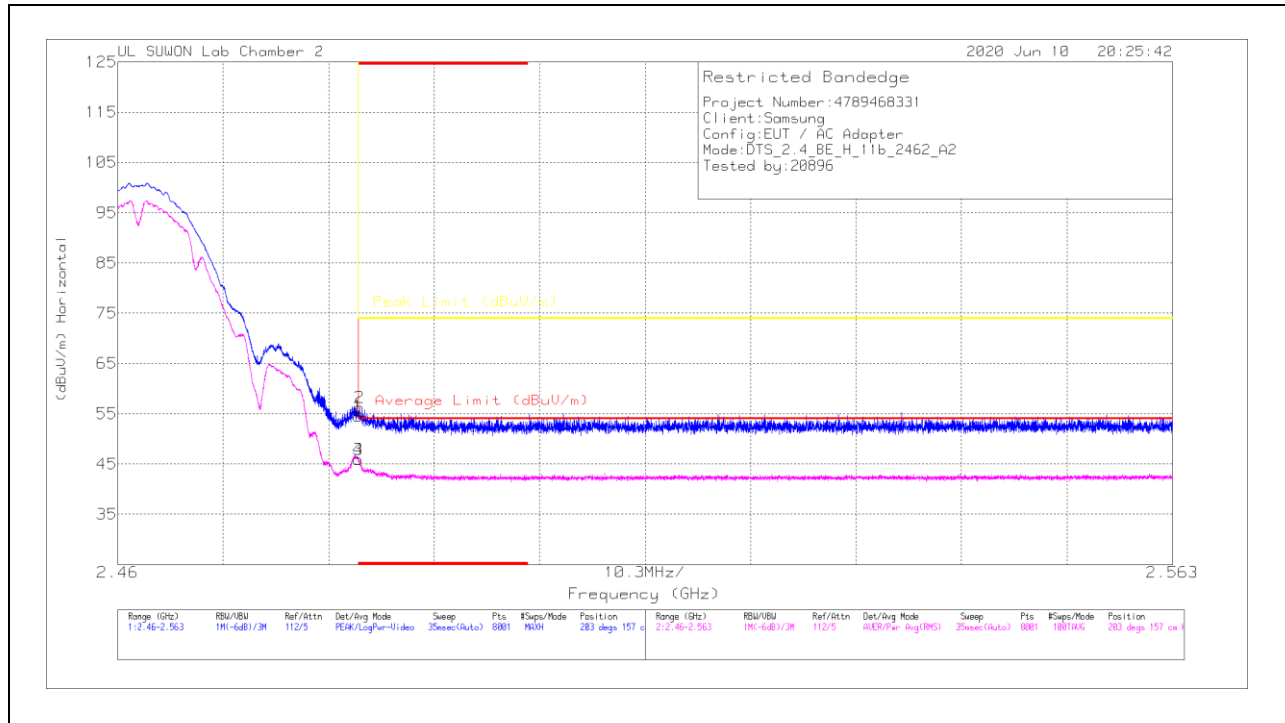
Trace Markers

Marker	Frequency (GHz)	Meter Reading (dBuV)	Det	3117_00168724	10dB_ATT[dB]	DC Corr (dB)	Corrected Reading (dBuV/m)	Average Limit (dBuV/m)	Margin (dB)	Peak Limit (dBuV/m)	PK Margin (dB)	Azimuth (Degs)	Height (cm)	Polarity
1	* 2.39	40	Pk	31.6	-20.6	0	51	-	-	74	-23	199	388	V
2	* 2.38917	43.78	Pk	31.6	-20.6	0	54.78	-	-	74	-19.22	199	388	V
3	* 2.39	30.68	RMS	31.6	-20.6	0	41.68	54	-12.32	-	-	199	388	V
4	* 2.38912	31.46	RMS	31.6	-20.6	0	42.46	54	-11.54	-	-	199	388	V

* - indicates frequency in CFR47 Pt 15 / IC RSS-Restricted Band
 Pk - Peak detector
 RMS - RMS detection

BANDEDGE (HIGH CHANNEL, CH 11)

HORIZONTAL RESULT

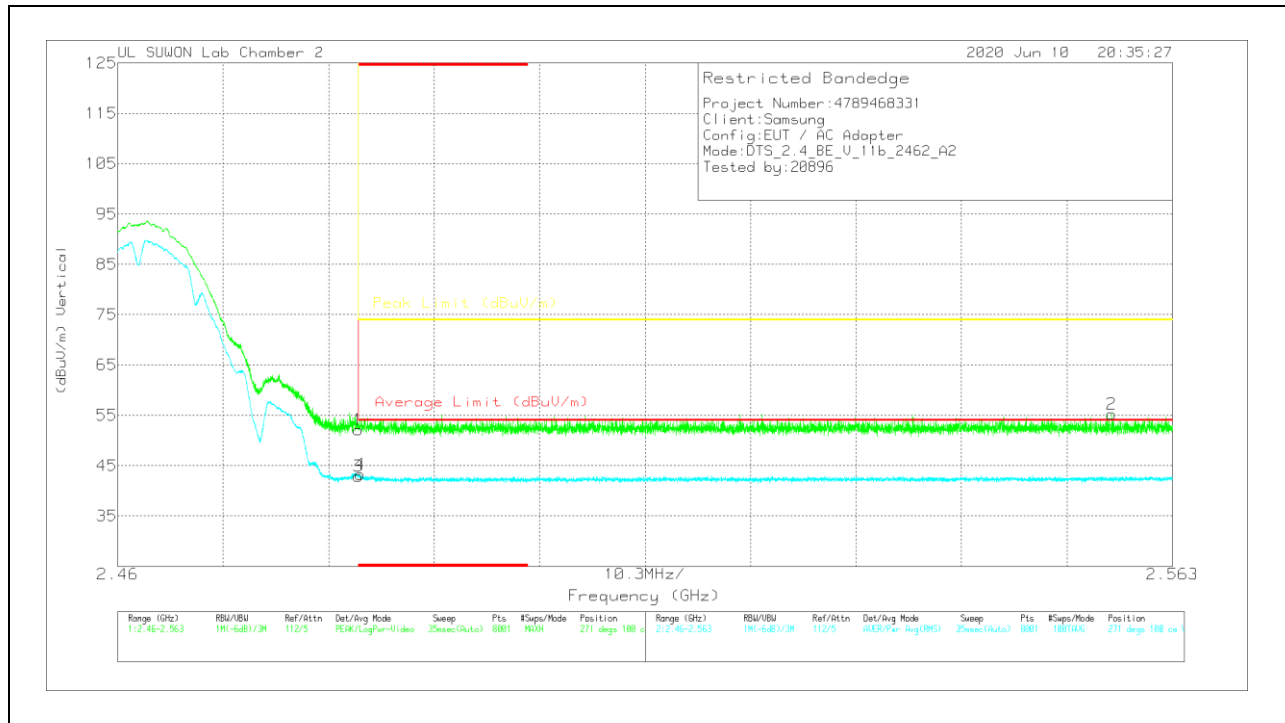


Trace Markers

Marker	Frequency (GHz)	Meter Reading (dBuV)	Det	3117_00168724	10dB_ATT(dB)	DC Corr (dB)	Corrected Reading (dBuV/m)	Average Limit (dBuV/m)	Margin (dB)	Peak Limit (dBuV/m)	PK Margin (dB)	Azimuth (Degs)	Height (cm)	Polarity
1	* 2.48351	43.05	Pk	31.9	-20.4	0	54.55	-	-	74	-19.45	203	157	H
2	* 2.4836	44.68	Pk	31.9	-20.4	0	56.18	-	-	74	-17.82	203	157	H
3	* 2.48351	34.37	RMS	31.9	-20.4	0	45.87	54	-8.13	-	-	203	157	H
4	* 2.48352	34.37	RMS	31.9	-20.4	0	45.87	54	-8.13	-	-	203	157	H

* - indicates frequency in CFR47 Pt 15 / IC RSS-Restricted Band
 Pk - Peak detector
 RMS - RMS detection

VERTICAL RESULT



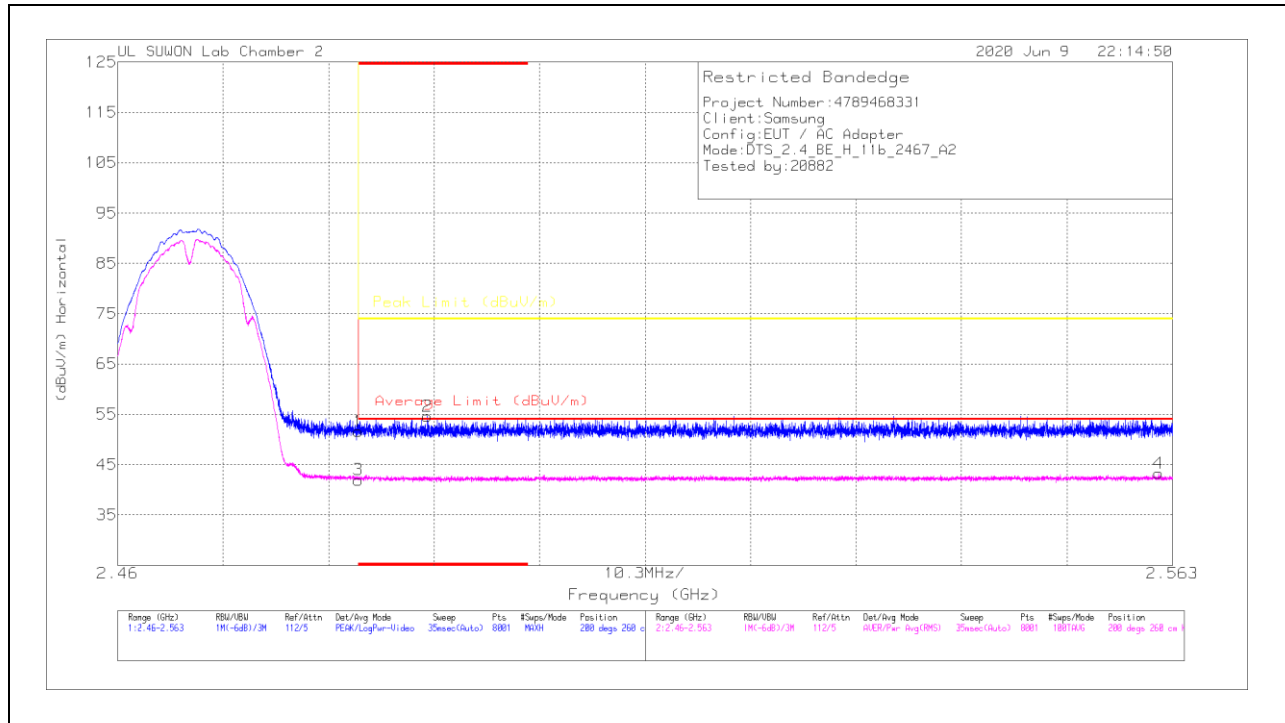
Trace Markers

Marker	Frequency (GHz)	Meter Reading (dBuV)	Det	3117_00168724	10dB_ATT[dB]	DC Corr (dB)	Corrected Reading (dBuV/m)	Average Limit (dBuV/m)	Margin (dB)	Peak Limit (dBuV/m)	PK Margin (dB)	Azimuth (Degs)	Height (cm)	Polarity
1	* 2.48351	40.57	Pk	31.9	-20.4	0	52.07	-	-	74	-21.93	271	100	V
2	2.55705	43.78	Pk	32	-20.5	0	55.28	-	-	74	-18.72	271	100	V
3	* 2.48351	31.38	RMS	31.9	-20.4	0	42.88	54	-11.12	-	-	271	100	V
4	* 2.48368	31.72	RMS	31.9	-20.4	0	43.22	54	-10.78	-	-	271	100	V

* - indicates frequency in CFR47 Pt 15 / IC RSS-Restricted Band
 Pk - Peak detector
 RMS - RMS detection

BANDEDGE (HIGH CHANNEL, CH 12)

HORIZONTAL RESULT



Trace Markers

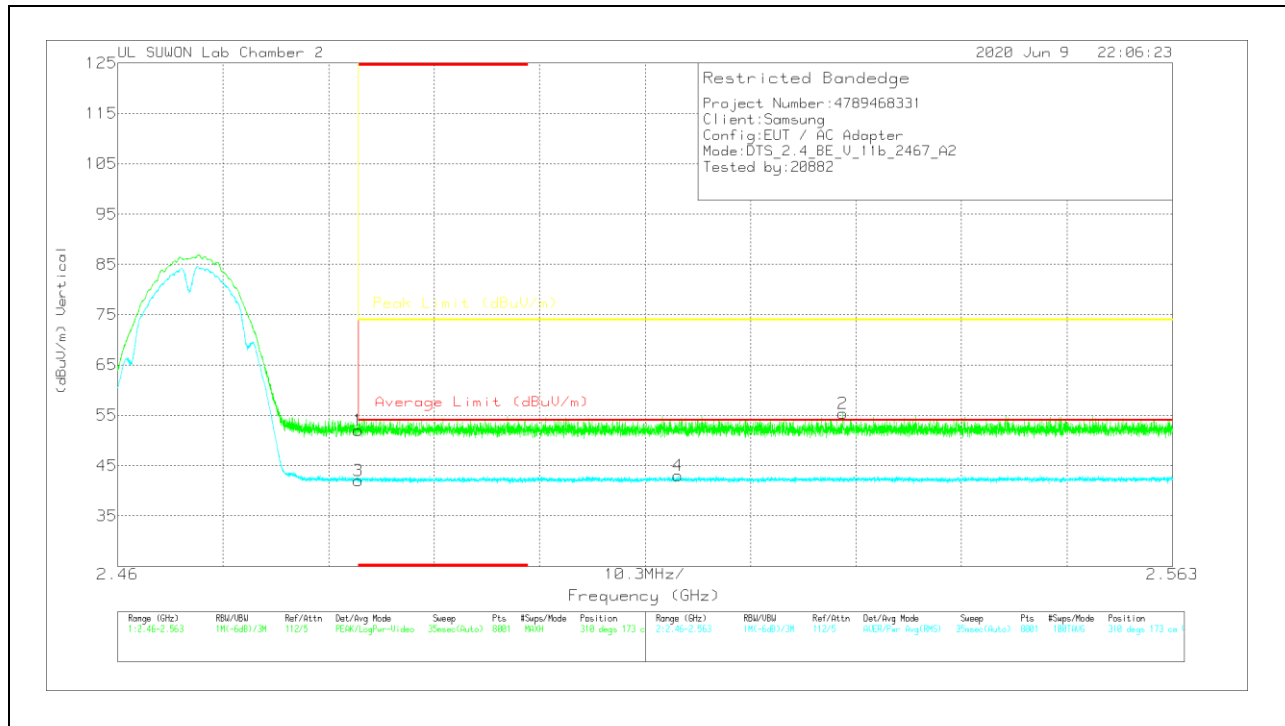
Marker	Frequency (GHz)	Meter Reading (dBuV)	Det	3117_00168724	10dB_ATT[dB]	DC Corr (dB)	Corrected Reading (dBuV/m)	Average Limit (dBuV/m)	Margin (dB)	Peak Limit (dBuV/m)	PK Margin (dB)	Azimuth (Degs)	Height (cm)	Polarity
1	* 2.48351	40.14	Pk	31.9	-20.4	0	51.54	-	-	74	-22.36	200	260	H
2	* 2.49026	43.26	Pk	31.9	-20.5	0	54.66	-	-	74	-19.34	200	260	H
3	* 2.48351	30.47	RMS	31.9	-20.4	0	41.97	54	-12.03	-	-	200	260	H
4	2.56162	31.64	RMS	32	-20.4	0	43.24	54	-10.76	-	-	200	260	H

* - indicates frequency in CFR47 Pt 15 / IC RSS-Restricted Band

Pk - Peak detector

RMS - RMS detection

VERTICAL RESULT



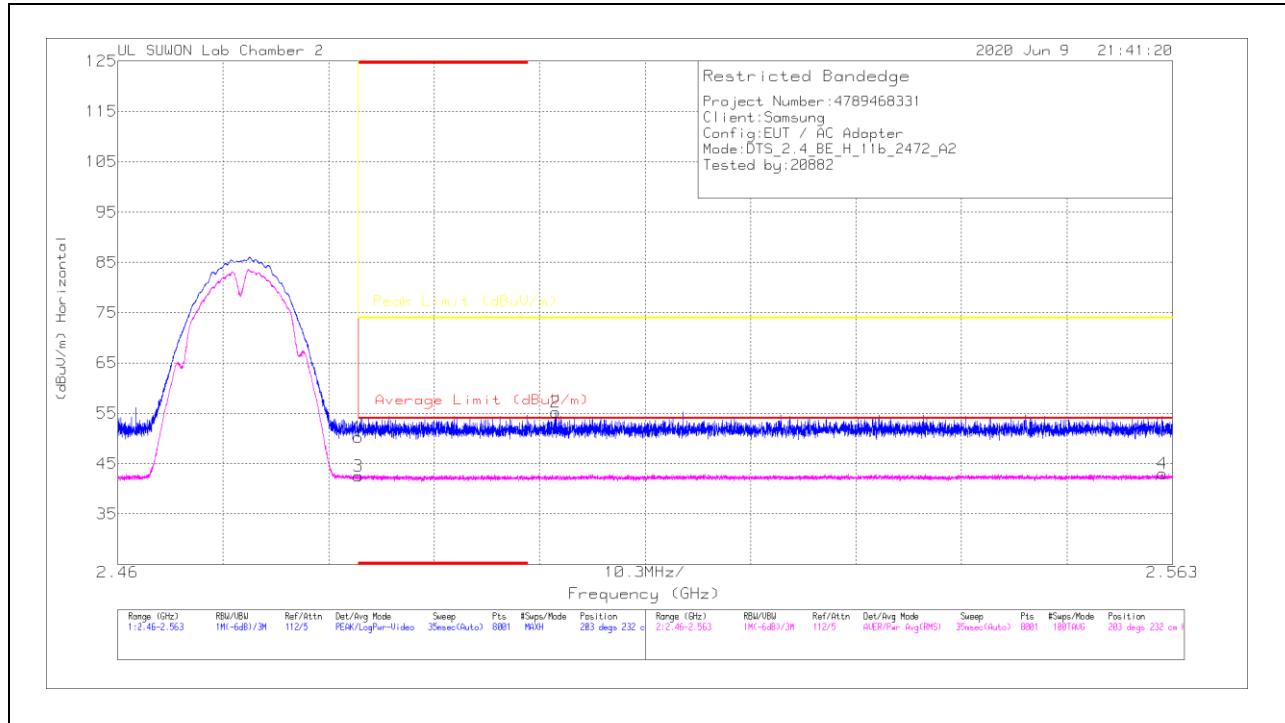
Trace Markers

Marker	Frequency (GHz)	Meter Reading (dBuV)	Det	3117_00168724	10dB_ATT[dB]	DC Corr (dB)	Corrected Reading (dBuV/m)	Average Limit (dBuV/m)	Margin (dB)	Peak Limit (dBuV/m)	PK Margin (dB)	Azimuth (Degs)	Height (cm)	Polarity
1	* 2.48351	40.47	Pk	31.9	-20.4	0	51.97	-	-	74	-22.03	310	173	V
2	2.53081	43.72	Pk	32	-20.4	0	55.32	-	-	74	-18.68	310	173	V
3	* 2.48351	30.48	RMS	31.9	-20.4	0	41.98	54	-12.02	-	-	310	173	V
4	2.51473	31.57	RMS	31.9	-20.4	0	43.07	54	-10.93	-	-	310	173	V

* - indicates frequency in CFR47 Pt 15 / IC RSS-Restricted Band
 Pk - Peak detector
 RMS - RMS detection

BANDEDGE (HIGH CHANNEL, CH 13)

HORIZONTAL RESULT

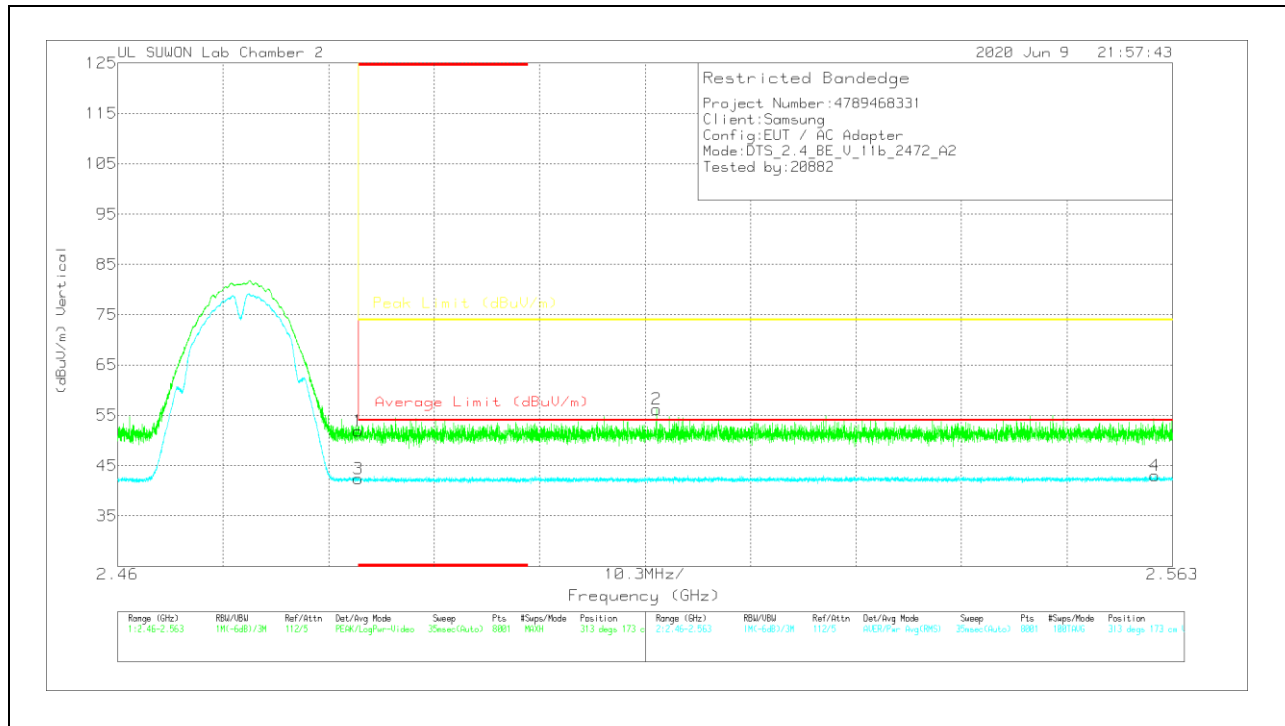


Trace Markers

Marker	Frequency (GHz)	Meter Reading (dBuV)	Det	3117_00168724	10dB_ATT[dB]	DC Corr (dB)	Corrected Reading (dBuV/m)	Average Limit (dBuV/m)	Margin (dB)	Peak Limit (dBuV/m)	PK Margin (dB)	Azimuth (Degs)	Height (cm)	Polarity
1	*2.48351	38.75	Pk	31.9	-20.4	0	50.25	-	-	74	-23.75	203	232	H
2	2.5028	43.8	Pk	31.9	-20.5	0	55.2	-	-	74	-18.8	203	232	H
3	*2.48351	30.98	RMS	31.9	-20.4	0	42.48	54	-11.52	-	-	203	232	H
4	2.56205	31.38	RMS	32	-20.4	0	42.98	54	-11.02	-	-	203	232	H

* - indicates frequency in CFR47 Pt 15 / IC RSS-Restricted Band
 Pk - Peak detector
 RMS - RMS detection

VERTICAL RESULT



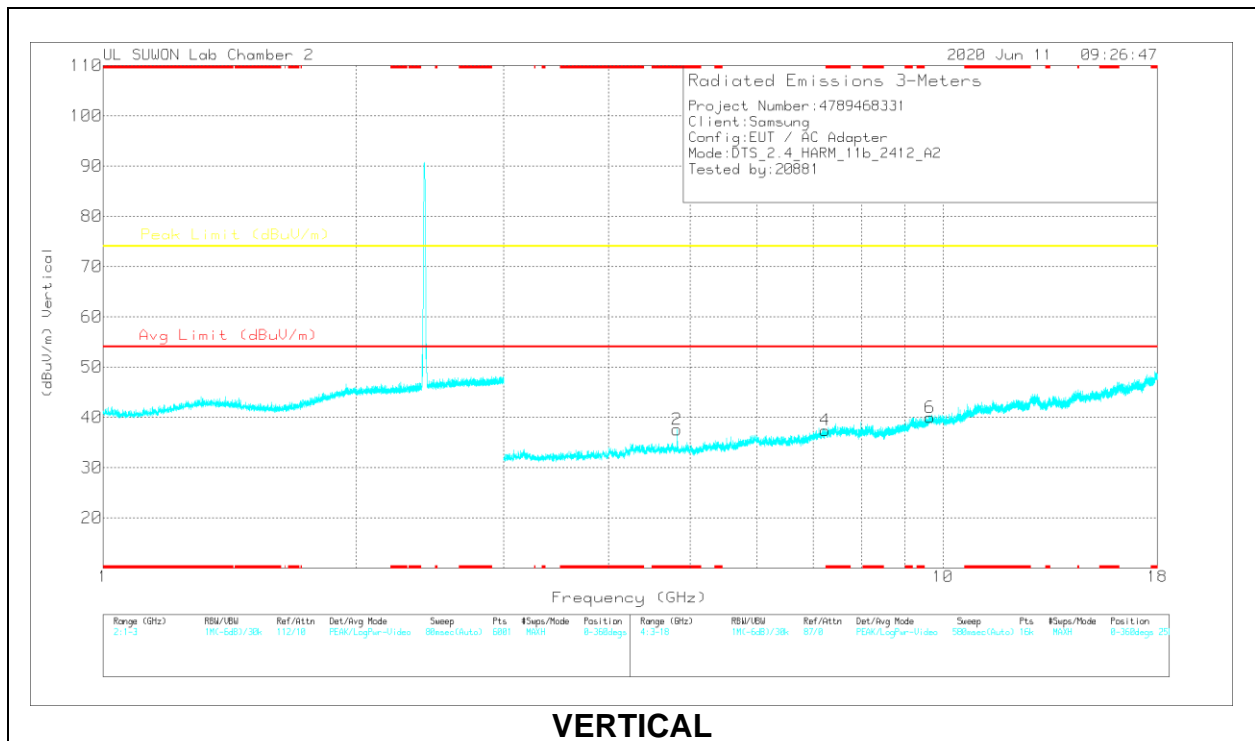
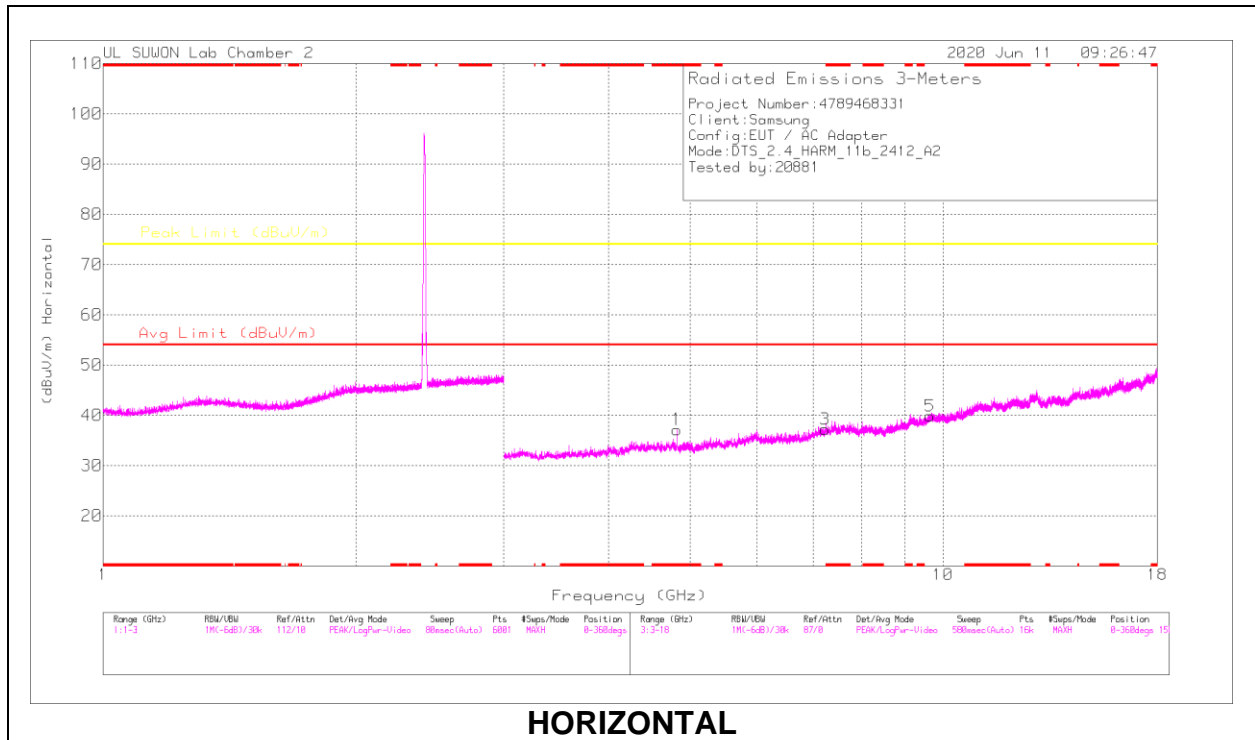
Trace Markers

Marker	Frequency (GHz)	Meter Reading (dBuV)	Det	3117_00168724	10dB_ATT[dB]	DC Corr (dB)	Corrected Reading (dBuV/m)	Average Limit (dBuV/m)	Margin (dB)	Peak Limit (dBuV/m)	PK Margin (dB)	Azimuth (Degs)	Height (cm)	Polarity
1	* 2.48351	40.35	Pk	31.9	-20.4	0	51.85	-	-	74	-22.15	313	173	V
2	2.51261	44.68	Pk	31.9	-20.4	0	56.18	-	-	74	-17.82	313	173	V
3	* 2.48351	30.89	RMS	31.9	-20.4	0	42.39	54	-11.61	-	-	313	173	V
4	2.56129	31.3	RMS	32	-20.3	0	43	54	-11	-	-	313	173	V

* - indicates frequency in CFR47 Pt 15 / IC RSS-Restricted Band
 Pk - Peak detector
 RMS - RMS detection

HARMONICS AND SPURIOUS EMISSIONS

LOW CHANNEL, CH 1 RESULTS



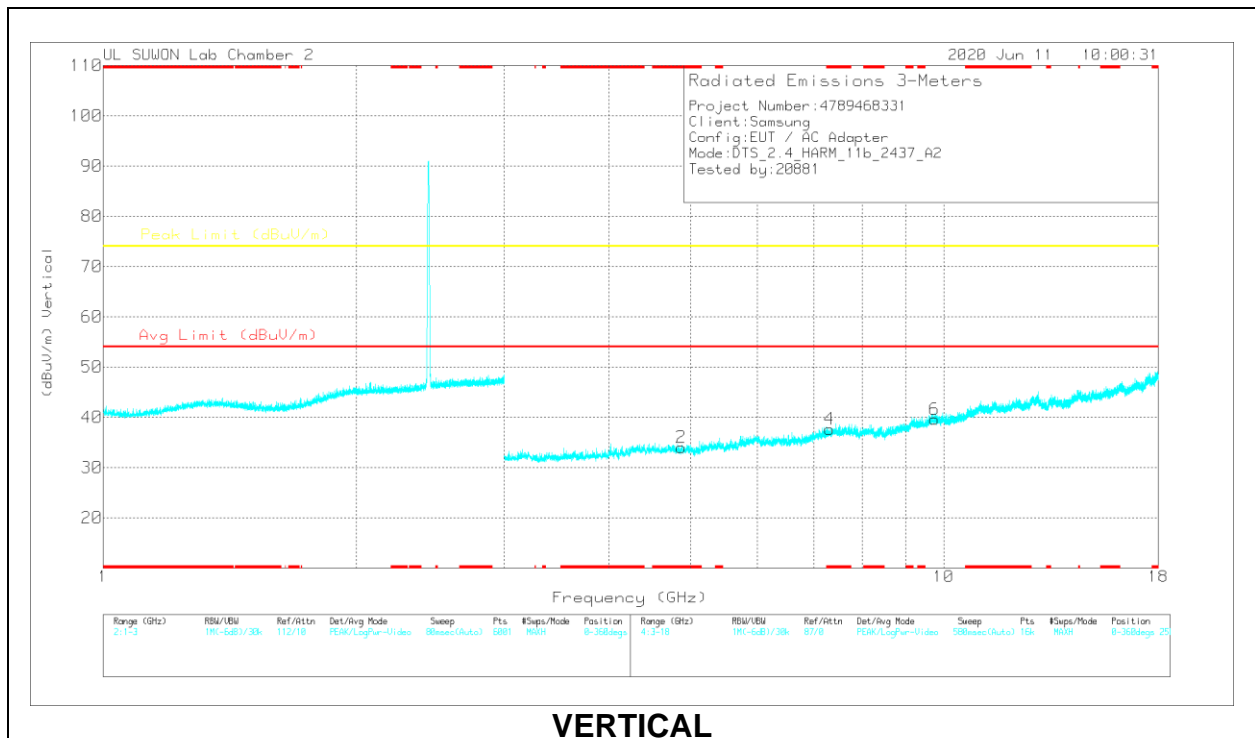
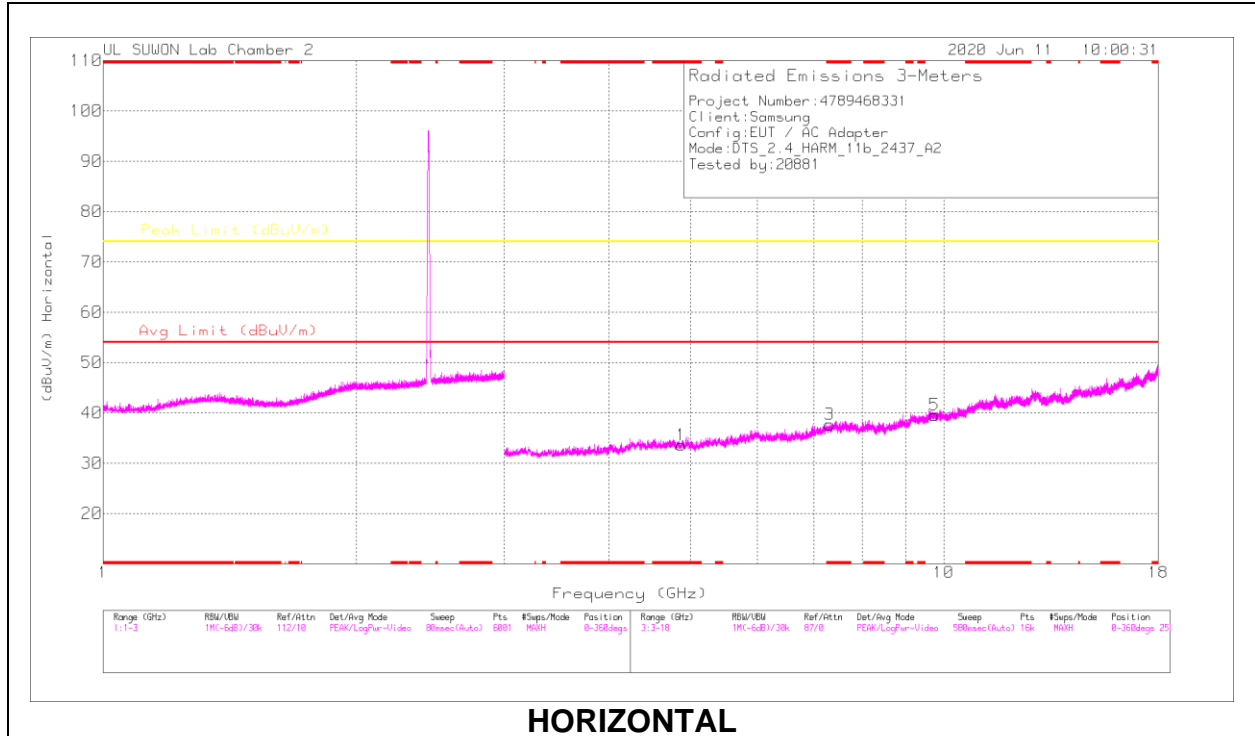
Note: Emission was scanned up to 26GHz; No emissions were detected above the noise floor which was at least 20dB below the specification limit.

RADIATED EMISSIONS

Frequency (GHz)	Meter Reading (dBuV)	Det	3117_0016872 4	3GHz_HP[dB]	DC Corr (dB)	Corrected Reading (dBuV/m)	Avg Limit (dBuV/m)	Margin (dB)	Peak Limit (dBuV/m)	Margin (dB)	Azimuth (Degs)	Height (cm)	Polarity
* 4.824	38.32	PK2	34	-28.1	0	44.22	-	-	74	-29.78	214	221	H
* 4.82404	30.01	MAv1	34	-28.1	0	35.91	54	-18.09	-	-	214	221	H
* 4.82402	39.15	PK2	34	-28.1	0	45.05	-	-	74	-28.95	179	101	V
* 4.82404	30.6	MAv1	34	-28.1	0	36.5	54	-17.5	-	-	179	101	V
7.23537	35.14	PK2	36.1	-25.4	0	45.84	-	-	74	-28.16	360	100	H
7.23706	35.16	PK2	36.1	-25.4	0	45.86	-	-	74	-28.14	360	100	V
9.64607	32.84	PK2	37	-21.5	0	48.34	-	-	74	-25.66	360	100	H
9.64613	32.78	PK2	37	-21.5	0	48.28	-	-	74	-25.72	360	100	V

* - indicates frequency in CFR47 Pt 15 / IC RSS-Restricted Band
 PK2 - KDB558074 Method: Maximum Peak
 MAv1 - KDB558074 Option 1 Maximum RMS Average

MID CHANNEL, CH 6 RESULTS



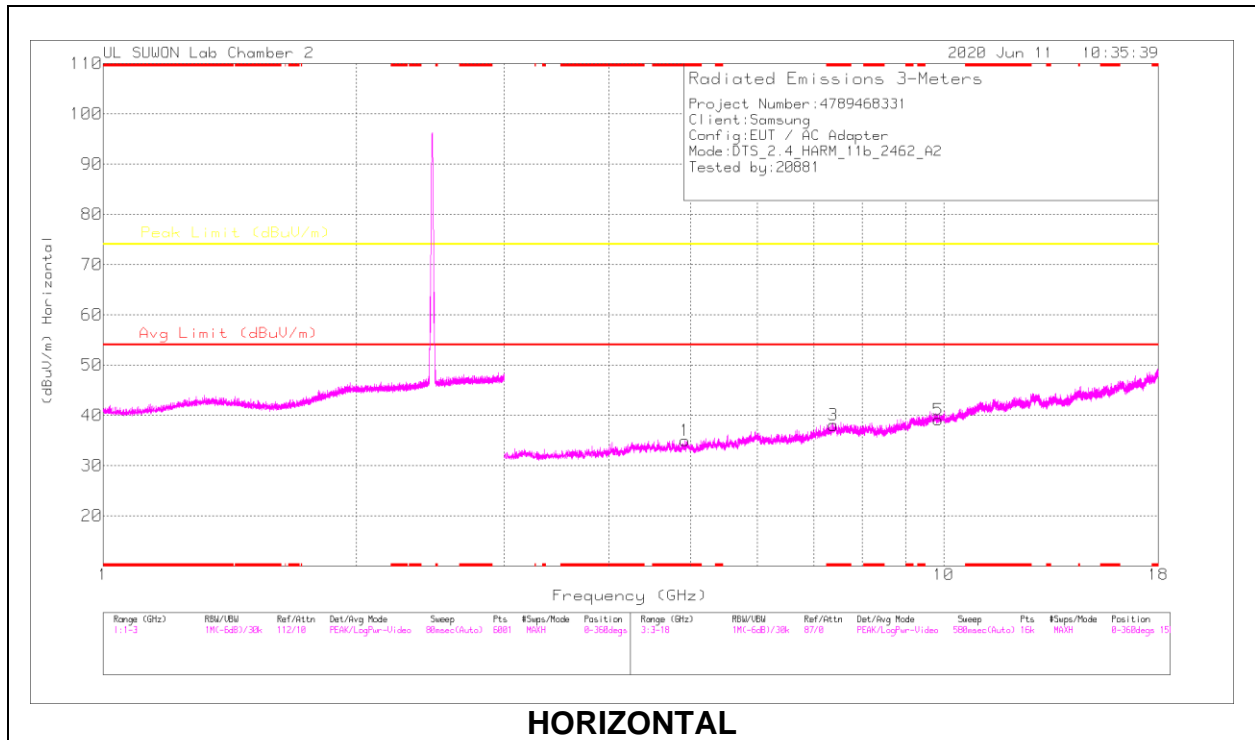
Note: Emission was scanned up to 26GHz; No emissions were detected above the noise floor which was at least 20dB below the specification limit.

RADIATED EMISSIONS

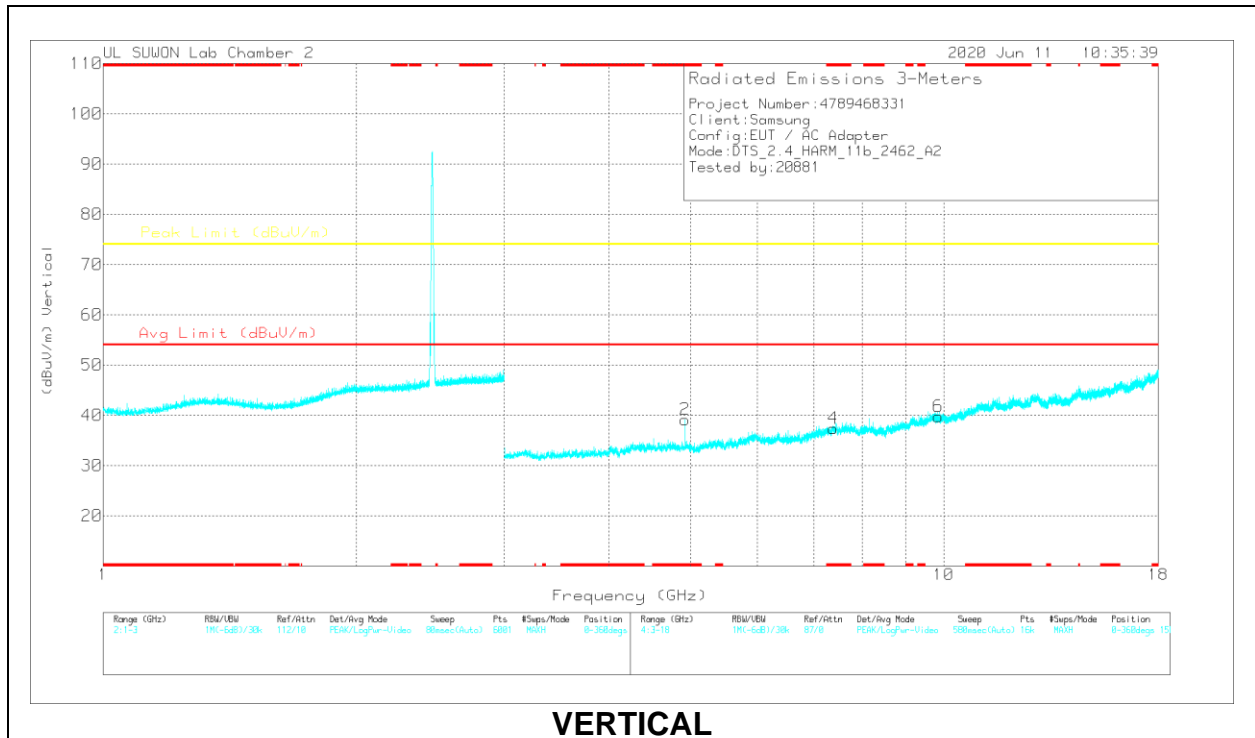
Frequency (GHz)	Meter Reading (dBuV)	Det	3117_00168724	3GHz_HP[dB]	DC Corr (dB)	Corrected Reading (dBuV/m)	Avg Limit (dBuV/m)	Margin (dB)	Peak Limit (dBuV/m)	Margin (dB)	Azimuth (Degs)	Height (cm)	Polarity
* 4.87217	37.15	PK2	34	-27.9	0	43.25	-	-	74	-30.75	360	100	H
* 4.8729	36.47	PK2	34	-27.9	0	42.57	-	-	74	-31.43	360	100	V
* 7.30956	35.5	PK2	36.2	-24.9	0	46.8	-	-	74	-27.2	360	100	H
* 7.31236	35.46	PK2	36.2	-24.8	0	46.86	-	-	74	-27.14	360	100	V
9.74765	32.74	PK2	37.2	-21.2	0	48.74	-	-	74	-25.26	360	100	H
9.74992	32.89	PK2	37.2	-21.2	0	48.89	-	-	74	-25.11	360	100	V

* - indicates frequency in CFR47 Pt 15 / IC RSS-Restricted Band
 PK2 - KDB558074 Method: Maximum Peak

HIGH CHANNEL, CH 11 RESULTS



HORIZONTAL



VERTICAL

Note: Emission was scanned up to 26GHz; No emissions were detected above the noise floor which was at least 20dB below the specification limit.

RADIATED EMISSIONS

Frequency (GHz)	Meter Reading (dBuV)	Det	3117_0016872_4	3GHz_HP[dB]	DC Corr (dB)	Corrected Reading (dBuV/m)	Avg Limit (dBuV/m)	Margin (dB)	Peak Limit (dBuV/m)	Margin (dB)	Azimuth (Degs)	Height (cm)	Polarity
* 4.92394	37.37	PK2	34	-27.2	0	44.17	-	-	74	-29.83	219	255	H
* 4.92406	28.01	MAv1	34	-27.2	0	34.81	54	-19.19	-	-	219	255	H
* 4.92408	39.39	PK2	34	-27.2	0	46.19	-	-	74	-27.81	175	106	V
* 4.92404	32.22	MAv1	34	-27.2	0	39.02	54	-14.98	-	-	175	106	V
* 7.38841	34.83	PK2	36.2	-24.1	0	46.93	-	-	74	-27.07	0	100	H
* 7.38611	34.92	PK2	36.2	-24.2	0	46.92	-	-	74	-27.08	0	100	V
9.84903	33.1	PK2	37.3	-21.6	0	48.8	-	-	74	-25.2	0	100	H
9.8463	32.8	PK2	37.3	-21.6	0	48.5	-	-	74	-25.5	0	100	V

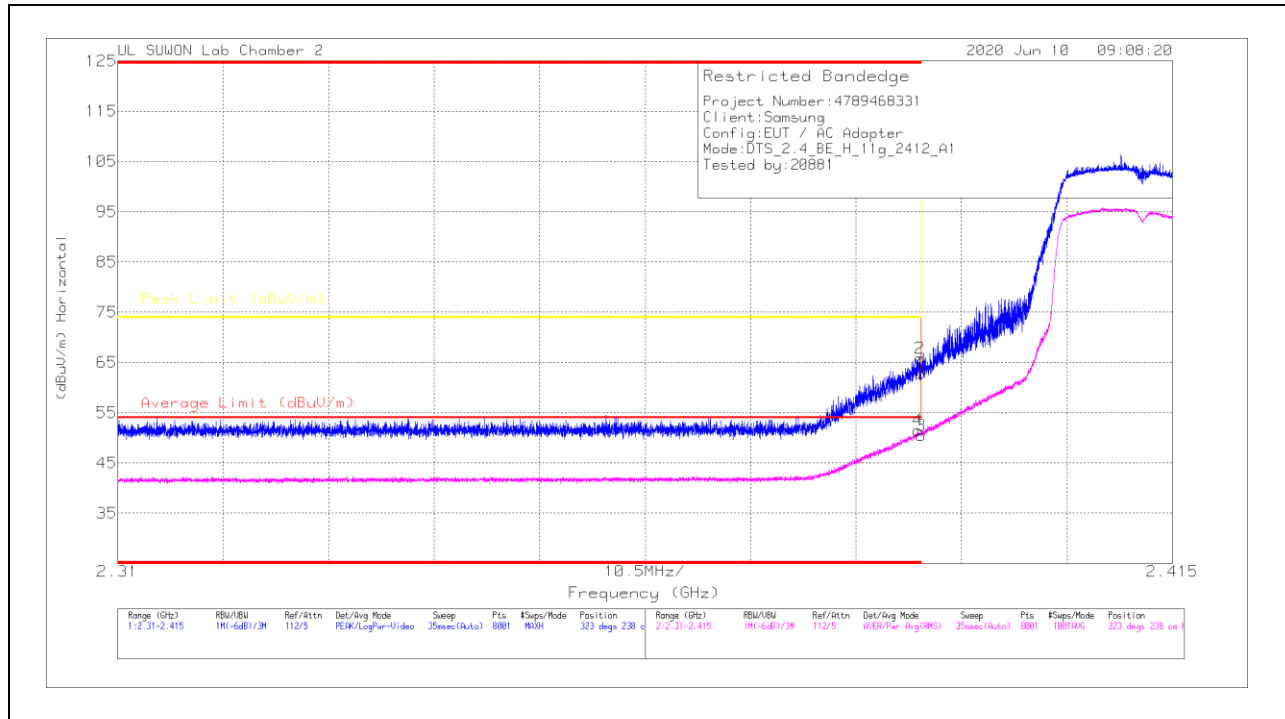
* - indicates frequency in CFR47 Pt 15 / IC RSS-Restricted Band
 PK2 - KDB558074 Method: Maximum Peak
 MAv1 - KDB558074 Option 1 Maximum RMS Average

10.1.2. TX ABOVE 1 GHz 802.11g MODE IN THE 2.4 GHz BAND

1TX Antenna 1

BANDEDGE (LOW CHANNEL, CH 1)

HORIZONTAL RESULT

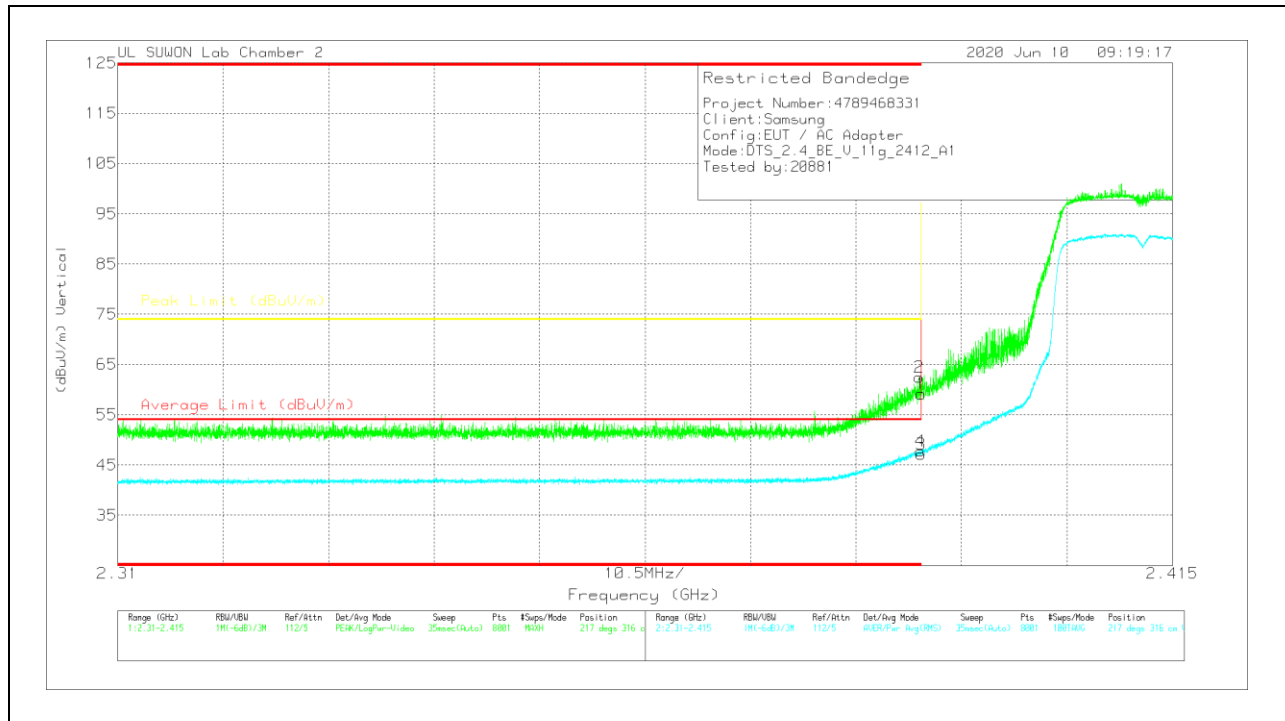


Trace Markers

Marker	Frequency (GHz)	Meter Reading (dBuV)	Det	3117_00168724	10dB_ATT[dB]	DC Corr (dB)	Corrected Reading (dBuV/m)	Average Limit (dBuV/m)	Margin (dB)	Peak Limit (dBuV/m)	PK Margin (dB)	Azimuth (Degs)	Height (cm)	Polarity
1	* 2.39	51.9	Pk	31.6	-20.6	0	62.9	-	-	74	-11.1	323	238	H
2	* 2.38983	54.88	Pk	31.6	-20.6	0	65.88	-	-	74	-8.12	323	238	H
3	* 2.39	39.32	RMS	31.6	-20.6	.15	50.47	54	-3.53	-	-	323	238	H
4	* 2.3897	40.21	RMS	31.6	-20.6	.15	51.36	54	-2.64	-	-	323	238	H

* - indicates frequency in CFR47 Pt 15 / IC RSS-Restricted Band
 Pk - Peak detector
 RMS - RMS detection

VERTICAL RESULT



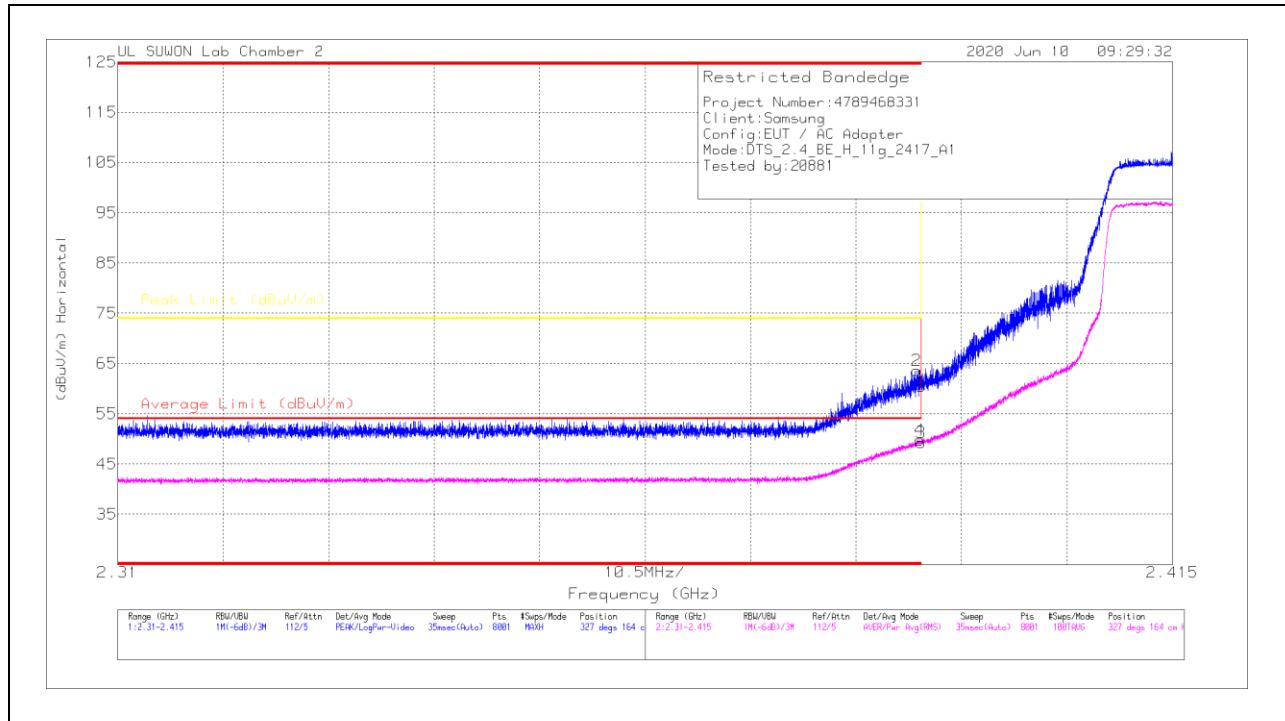
Trace Markers

Marker	Frequency (GHz)	Meter Reading (dBuV)	Det	3117_00168724	10dB_ATT(dB)	DC Corr (dB)	Corrected Reading (dBuV/m)	Average Limit (dBuV/m)	Margin (dB)	Peak Limit (dBuV/m)	PK Margin (dB)	Azimuth (Degs)	Height (cm)	Polarity
1	* 2.39	48.17	Pk	31.6	-20.6	0	59.17	-	-	74	-14.83	217	316	V
2	* 2.38981	51.45	Pk	31.6	-20.6	0	62.45	-	-	74	-11.55	217	316	V
3	* 2.39	35.97	RMS	31.6	-20.6	.15	47.12	54	-6.88	-	-	217	316	V
4	* 2.38994	36.63	RMS	31.6	-20.6	.15	47.78	54	-6.22	-	-	217	316	V

* - indicates frequency in CFR47 Pt 15 / IC RSS-Restricted Band
 Pk - Peak detector
 RMS - RMS detection

BANDEDGE (LOW CHANNEL, CH 2)

HORIZONTAL RESULT



Trace Markers

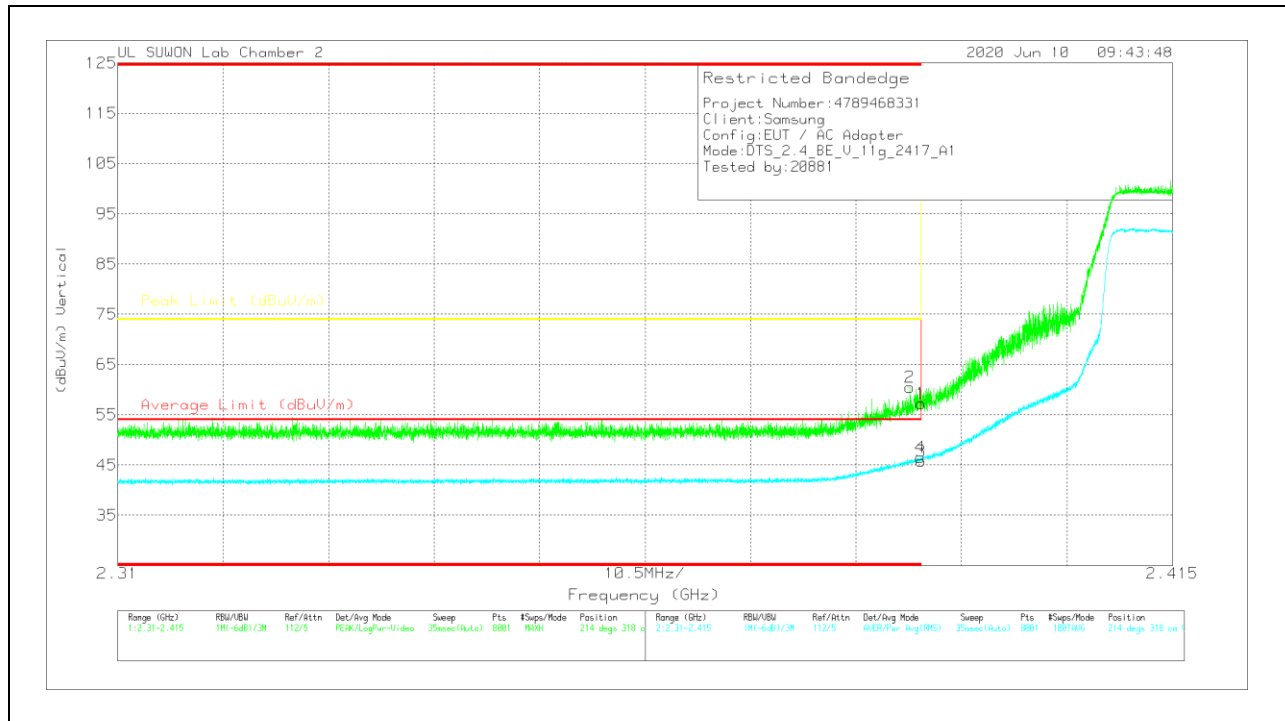
Marker	Frequency (GHz)	Meter Reading (dBu)	Det	3117_00168724	10dB_ATT[dB]	DC Corr (dB)	Corrected Reading (dBu/m)	Average Limit (dBu/m)	Margin (dB)	Peak Limit (dBu/m)	PK Margin (dB)	Altitude (Degs)	Height (cm)	Polarity
1	* 2.39	49.49	Pk	31.6	-20.6	0	60.49	-	-	74	-13.51	327	164	H
2	* 2.38952	52.64	Pk	31.6	-20.6	0	63.64	-	-	74	-10.36	327	164	H
3	* 2.39	38.11	RMS	31.6	-20.6	-15	49.26	54	-4.74	-	-	327	164	H
4	* 2.38987	38.65	RMS	31.6	-20.6	-15	49.8	54	-4.2	-	-	327	164	H

* - indicates frequency in CFR47 Pt 15 / IC RSS-Restricted Band

Pk - Peak detector

RMS - RMS detection

VERTICAL RESULT



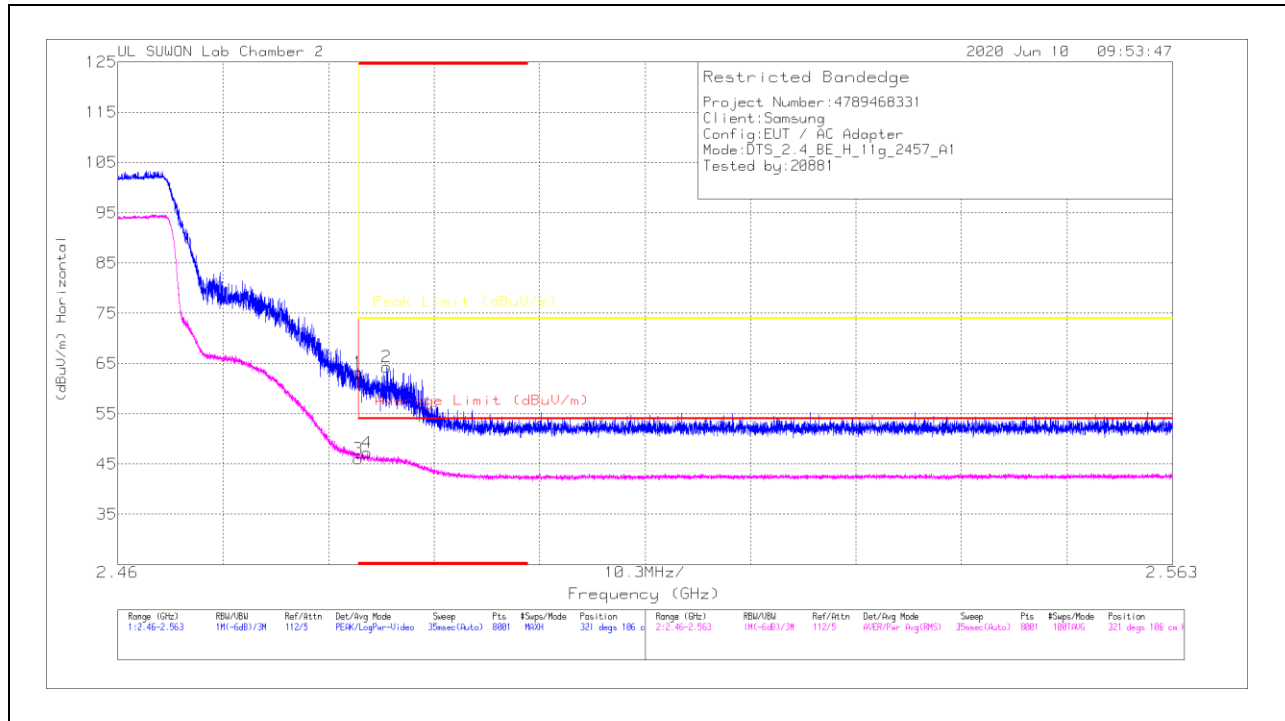
Trace Markers

Marker	Frequency (GHz)	Meter Reading (dBuV)	Det	3117_00168724	10dB_ATT(dB)	DC Corr (dB)	Corrected Reading (dBuV/m)	Average Limit (dBuV/m)	Margin (dB)	Peak Limit (dBuV/m)	PK Margin (dB)	Azimuth (Degs)	Height (cm)	Polarity
1	* 2.39	46.2	Pk	31.6	-20.6	0	57.2	-	-	74	-16.8	214	318	V
2	* 2.38888	49.51	Pk	31.6	-20.6	0	60.51	-	-	74	-13.49	214	318	V
3	* 2.39	34.61	RMS	31.6	-20.6	.15	45.76	54	-8.24	-	-	214	318	V
4	* 2.38989	35.33	RMS	31.6	-20.6	.15	46.48	54	-7.52	-	-	214	318	V

* - indicates frequency in CFR47 Pt 15 / IC RSS-Restricted Band
 Pk - Peak detector
 RMS - RMS detection

BANDEDGE (HIGH CHANNEL, CH 10)

HORIZONTAL RESULT



Trace Markers

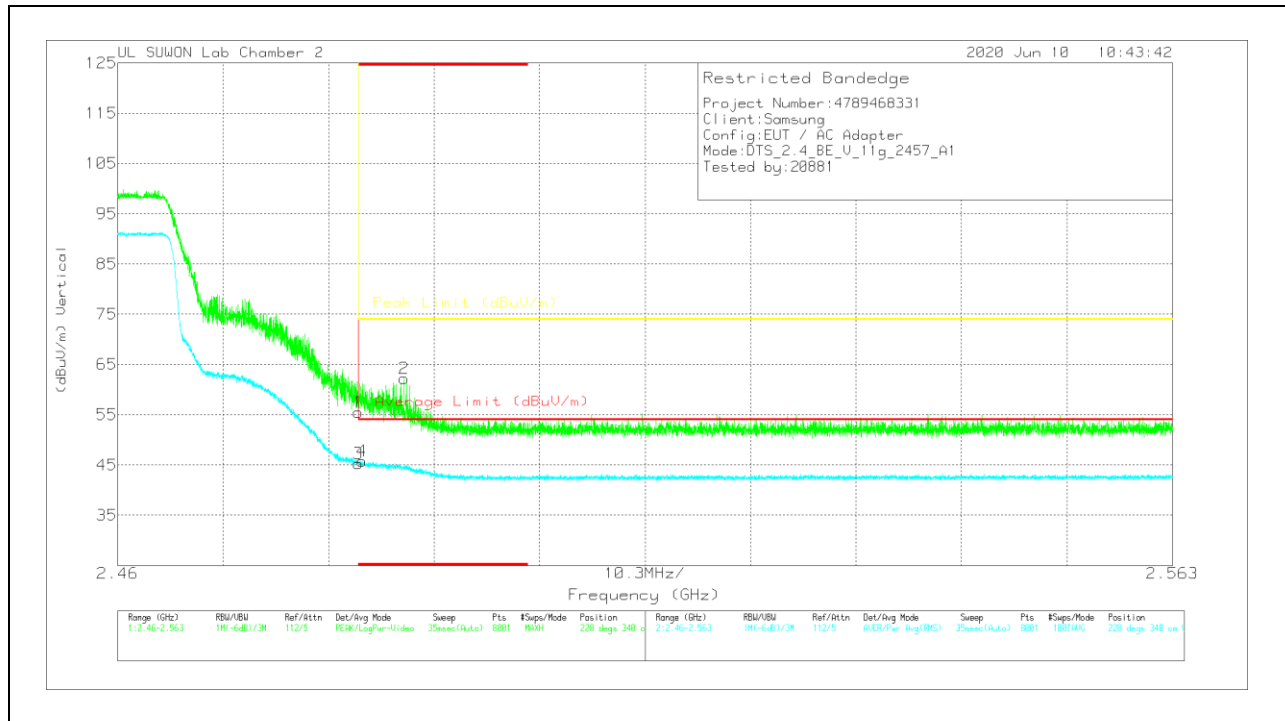
Marker	Frequency (GHz)	Meter Reading (dBuV)	Det	3117_00168724	10dB_ATT[dB]	DC Corr (dB)	Corrected Reading (dBuV/m)	Average Limit (dBuV/m)	Margin (dB)	Peak Limit (dBuV/m)	PK Margin (dB)	Altitude (Degs)	Height (cm)	Polarity
1	* 2.48351	51.72	Pk	31.9	-20.4	0	63.22	-	-	74	-10.78	321	106	H
2	* 2.48628	52.88	Pk	31.9	-20.5	0	64.28	-	-	74	-9.72	321	106	H
3	* 2.48351	34.41	RMS	31.9	-20.4	-15	46.06	54	-7.94	-	-	321	106	H
4	* 2.48437	35.58	RMS	31.9	-20.4	-15	47.23	54	-6.77	-	-	321	106	H

* - indicates frequency in CFR47 Pt 15 / IC RSS-Restricted Band

Pk - Peak detector

RMS - RMS detection

VERTICAL RESULT



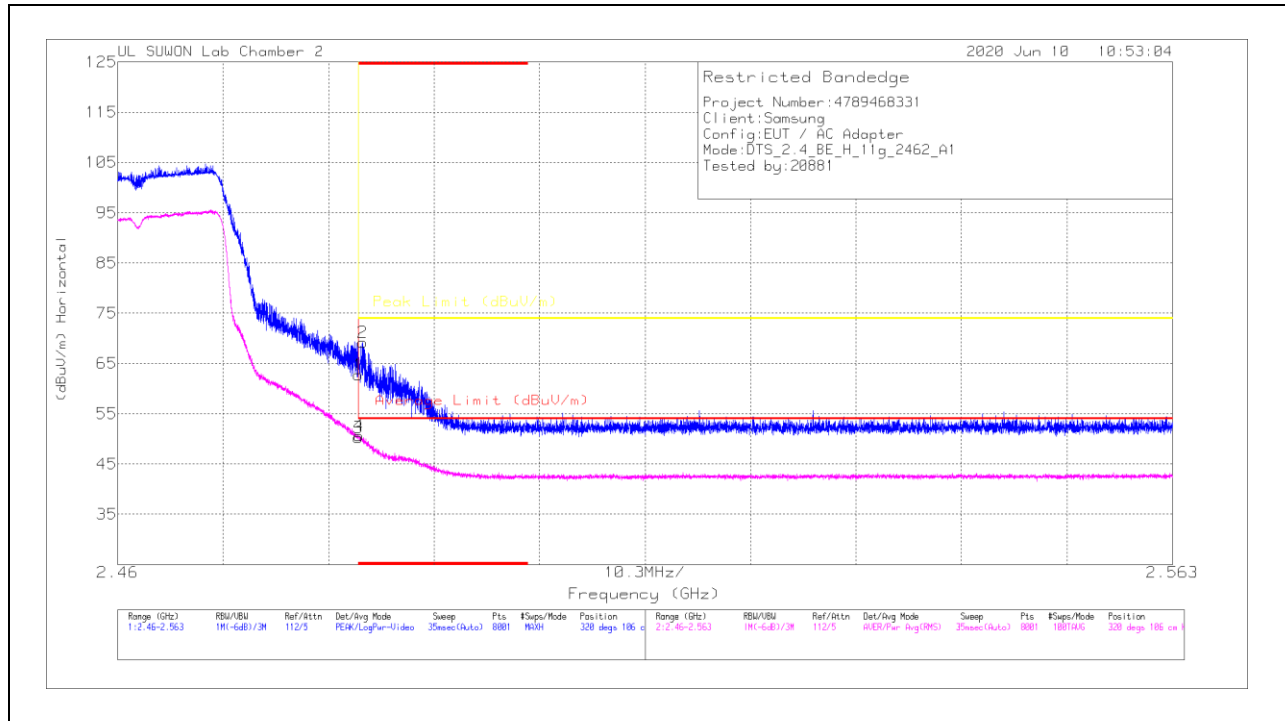
Trace Markers

Marker	Frequency (GHz)	Meter Reading (dBuV)	Det	3117_00168724	10dB_ATT[dB]	DC Corr (dB)	Corrected Reading (dBuV/m)	Average Limit (dBuV/m)	Margin (dB)	Peak Limit (dBuV/m)	PK Margin (dB)	Azimuth (Degs)	Height (cm)	Polarity
1	* 2.48351	44.03	Pk	31.9	-20.4	0	55.53	-	-	74	-18.47	228	340	V
2	* 2.48795	50.77	Pk	31.9	-20.5	0	62.17	-	-	74	-11.83	228	340	V
3	* 2.48351	33.64	RMS	31.9	-20.4	.15	45.29	54	-8.71	-	-	228	340	V
4	* 2.48384	34.09	RMS	31.9	-20.4	.15	45.74	54	-8.26	-	-	228	340	V

* - indicates frequency in CFR47 Pt 15 / IC RSS-Restricted Band
 Pk - Peak detector
 RMS - RMS detection

BANDEDGE (HIGH CHANNEL, CH 11)

HORIZONTAL RESULT



Trace Markers

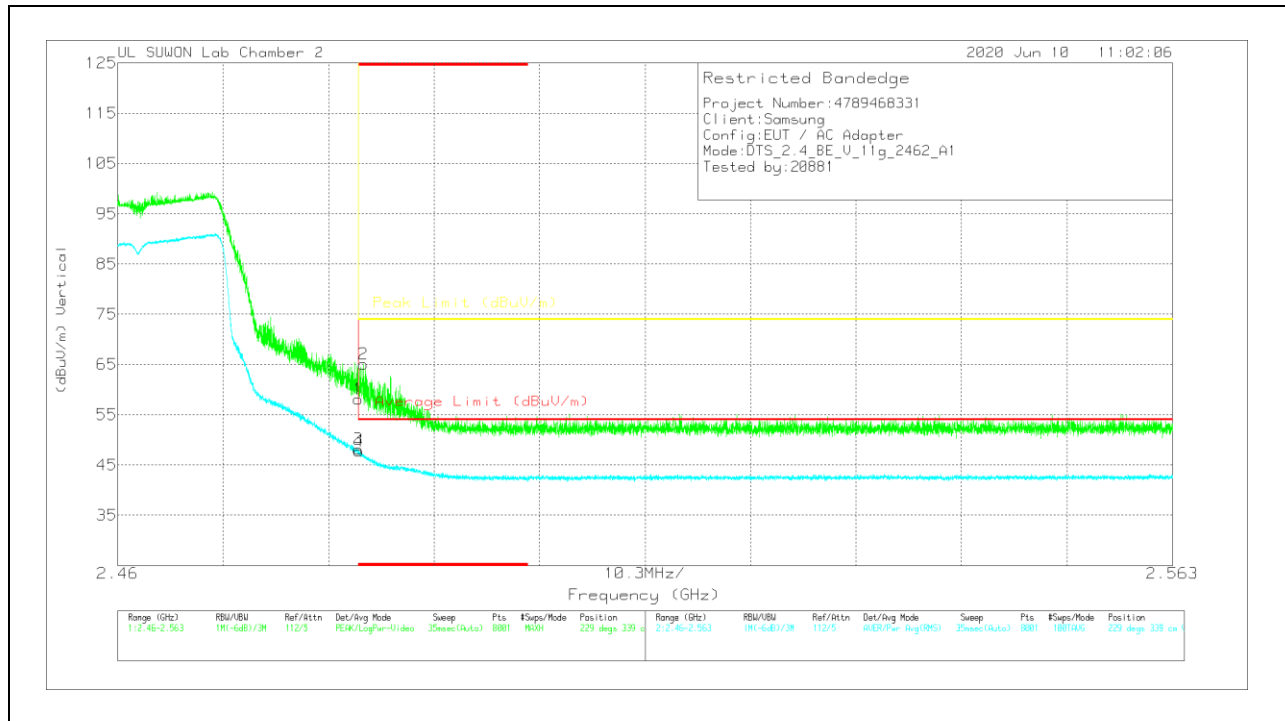
Marker	Frequency (GHz)	Meter Reading (dBuV)	Det	3117_00168724	10dB_ATT[dB]	DC Corr (dB)	Corrected Reading (dBuV/m)	Average Limit (dBuV/m)	Margin (dB)	Peak Limit (dBuV/m)	PK Margin (dB)	Altitude (Degs)	Height (cm)	Polarity
1	* 2.48351	51.2	Pk	31.9	-20.4	0	62.7	-	-	74	-11.3	320	106	H
2	* 2.48395	57.75	Pk	31.9	-20.4	0	69.25	-	-	74	-4.75	320	106	H
3	* 2.48351	38.55	RMS	31.9	-20.4	-15	50.2	54	-3.8	-	-	320	106	H
4	* 2.48355	39.02	RMS	31.9	-20.4	-15	50.67	54	-3.33	-	-	320	106	H

* - indicates frequency in CFR47 Pt 15 / IC RSS-Restricted Band

Pk - Peak detector

RMS - RMS detection

VERTICAL RESULT



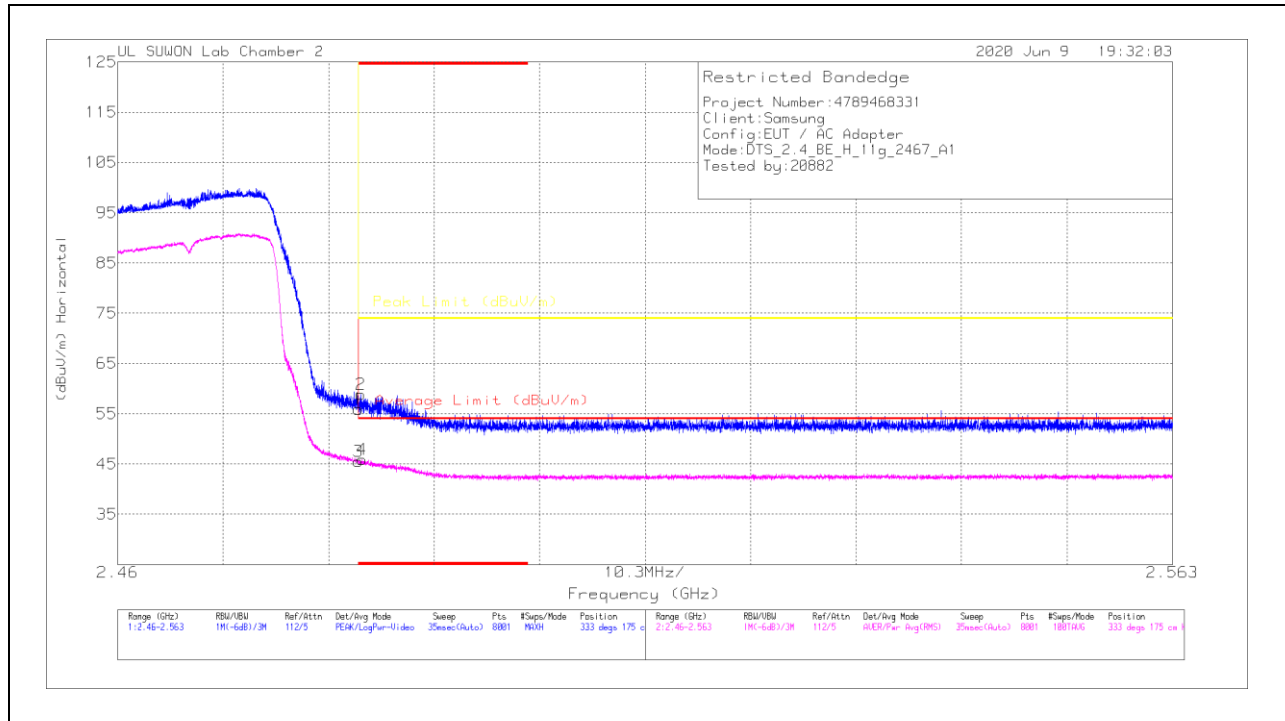
Trace Markers

Marker	Frequency (GHz)	Meter Reading (dBuV)	Det	3117_00168724	10dB_ATT[dB]	DC Corr (dB)	Corrected Reading (dBuV/m)	Average Limit (dBuV/m)	Margin (dB)	Peak Limit (dBuV/m)	PK Margin (dB)	Azimuth (Degs)	Height (cm)	Polarity
1	* 2.48351	46.66	Pk	31.9	-20.4	0	58.16	-	-	74	-15.84	229	339	V
2	* 2.48396	53.62	Pk	31.9	-20.4	0	65.12	-	-	74	-8.88	229	339	V
3	* 2.48351	36.49	RMS	31.9	-20.4	.15	48.14	54	-5.86	-	-	229	339	V
4	* 2.48356	36.12	RMS	31.9	-20.4	.15	47.77	54	-6.23	-	-	229	339	V

* - indicates frequency in CFR47 Pt 15 / IC RSS-Restricted Band
 Pk - Peak detector
 RMS - RMS detection

BANDEDGE (HIGH CHANNEL, CH 12)

HORIZONTAL RESULT



Trace Markers

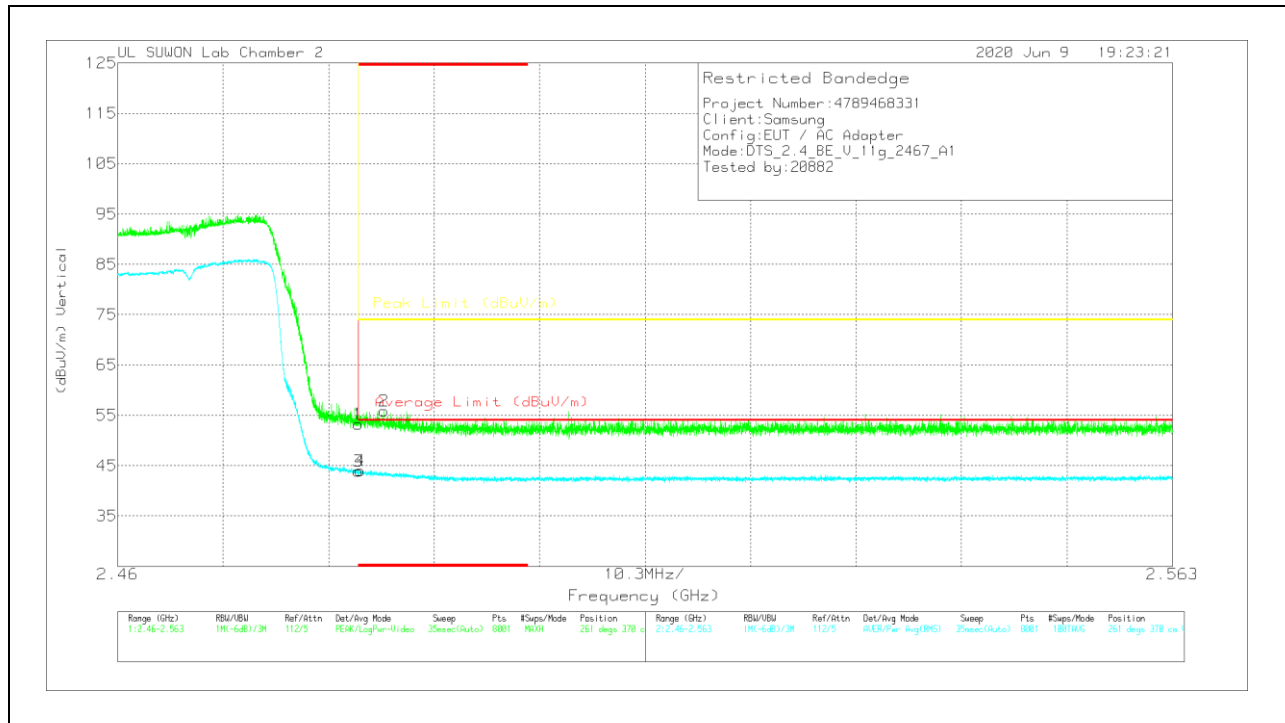
Marker	Frequency (GHz)	Meter Reading (dBuV)	Det	3117_00168724	10dB_ATT[dB]	DC Corr (dB)	Corrected Reading (dBuV/m)	Average Limit (dBuV/m)	Margin (dB)	Peak Limit (dBuV/m)	PK Margin (dB)	Azimuth (Degs)	Height (cm)	Polarity
1	* 2.48351	44.43	Pk	31.9	-20.4	0	55.93	-	-	74	-18.07	333	175	H
2	* 2.48377	47.39	Pk	31.9	-20.4	0	58.99	-	-	74	-15.11	333	175	H
3	* 2.48351	33.84	RMS	31.9	-20.4	-15	45.49	54	-8.51	-	-	333	175	H
4	* 2.48387	34.24	RMS	31.9	-20.4	-15	45.89	54	-8.11	-	-	333	175	H

* - indicates frequency in CFR47 Pt 15 / IC RSS-Restricted Band

Pk - Peak detector

RMS - RMS detection

VERTICAL RESULT



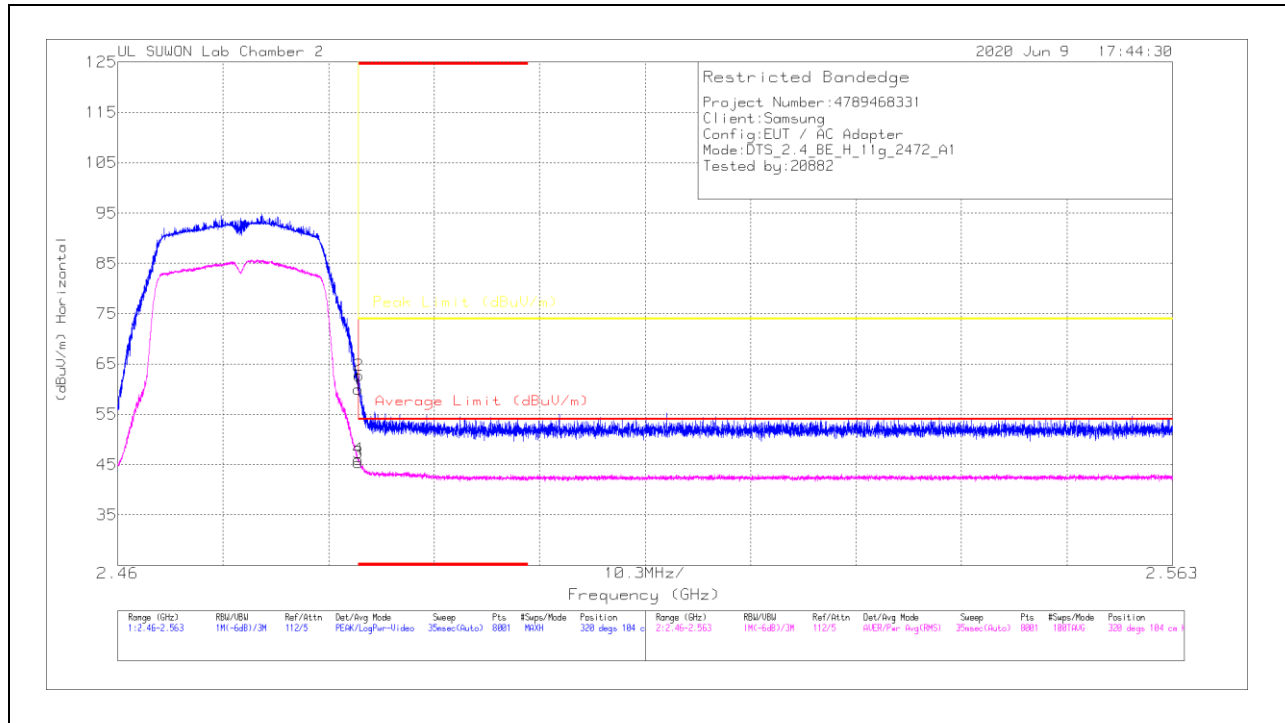
Trace Markers

Marker	Frequency (GHz)	Meter Reading (dBuV)	Det	3117_00168724	10dB_ATT[dB]	DC Corr (dB)	Corrected Reading (dBuV/m)	Average Limit (dBuV/m)	Margin (dB)	Peak Limit (dBuV/m)	PK Margin (dB)	Azimuth (Degs)	Height (cm)	Polarity
1	* 2.48351	41.79	Pk	31.9	-20.4	0	53.29	-	-	74	-20.71	261	370	V
2	* 2.48599	44.45	Pk	31.9	-20.5	0	55.85	-	-	74	-18.15	261	370	V
3	* 2.48351	32.24	RMS	31.9	-20.4	.15	43.89	54	-10.11	-	-	261	370	V
4	* 2.48366	32.37	RMS	31.9	-20.4	.15	44.02	54	-9.98	-	-	261	370	V

* - indicates frequency in CFR47 Pt 15 / IC RSS-Restricted Band
 Pk - Peak detector
 RMS - RMS detection

BANDEDGE (HIGH CHANNEL, CH 13)

HORIZONTAL RESULT



Trace Markers

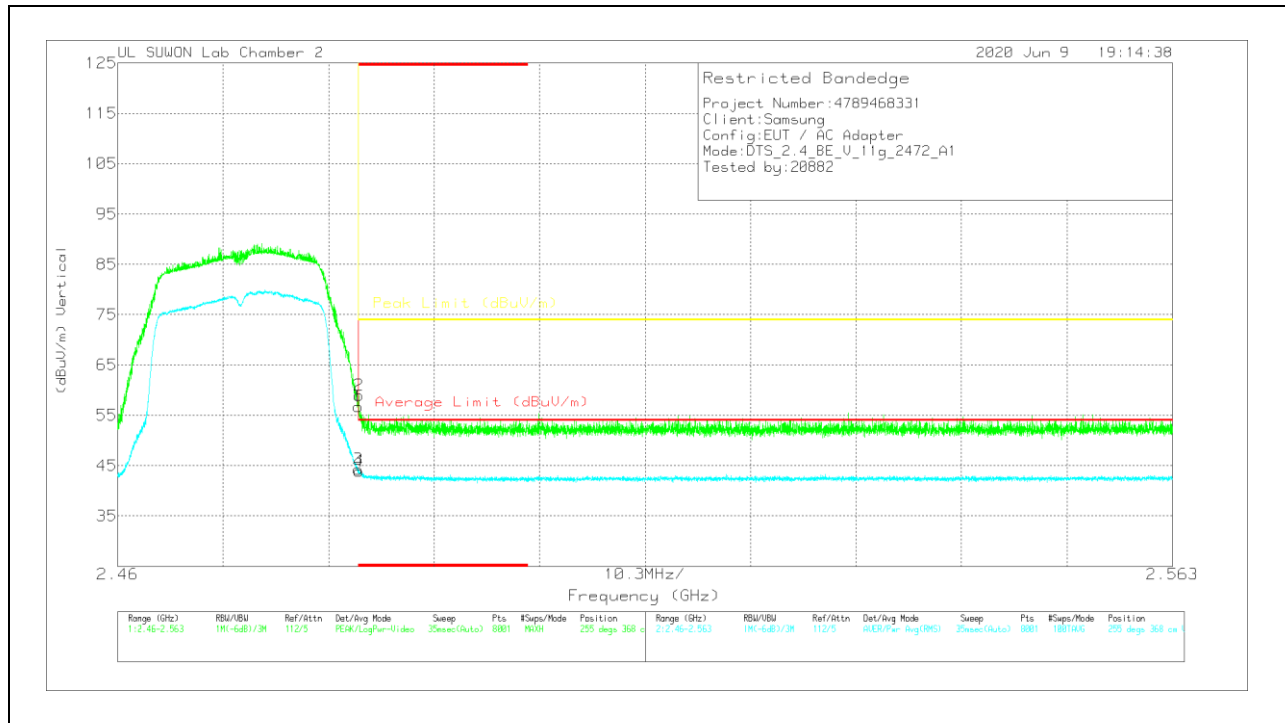
Marker	Frequency (GHz)	Meter Reading (dBuV)	Det	3117_00168724	10dB_ATT[dB]	DC Corr (dB)	Corrected Reading (dBuV/m)	Average Limit (dBuV/m)	Margin (dB)	Peak Limit (dBuV/m)	PK Margin (dB)	Azimuth (Degs)	Height (cm)	Polarity
1	* 2.48351	48.43	Pk	31.9	-20.4	0	59.93	-	-	74	-14.07	320	104	H
2	* 2.48354	51.24	Pk	31.9	-20.4	0	62.74	-	-	74	-11.26	320	104	H
3	* 2.48351	33.7	RMS	31.9	-20.4	.15	45.35	54	-8.65	-	-	320	104	H
4	* 2.48352	34.43	RMS	31.9	-20.4	.15	46.08	54	-7.92	-	-	320	104	H

* - indicates frequency in CFR47 Pt 15 / IC RSS-Restricted Band

Pk - Peak detector

RMS - RMS detection

VERTICAL RESULT



Trace Markers

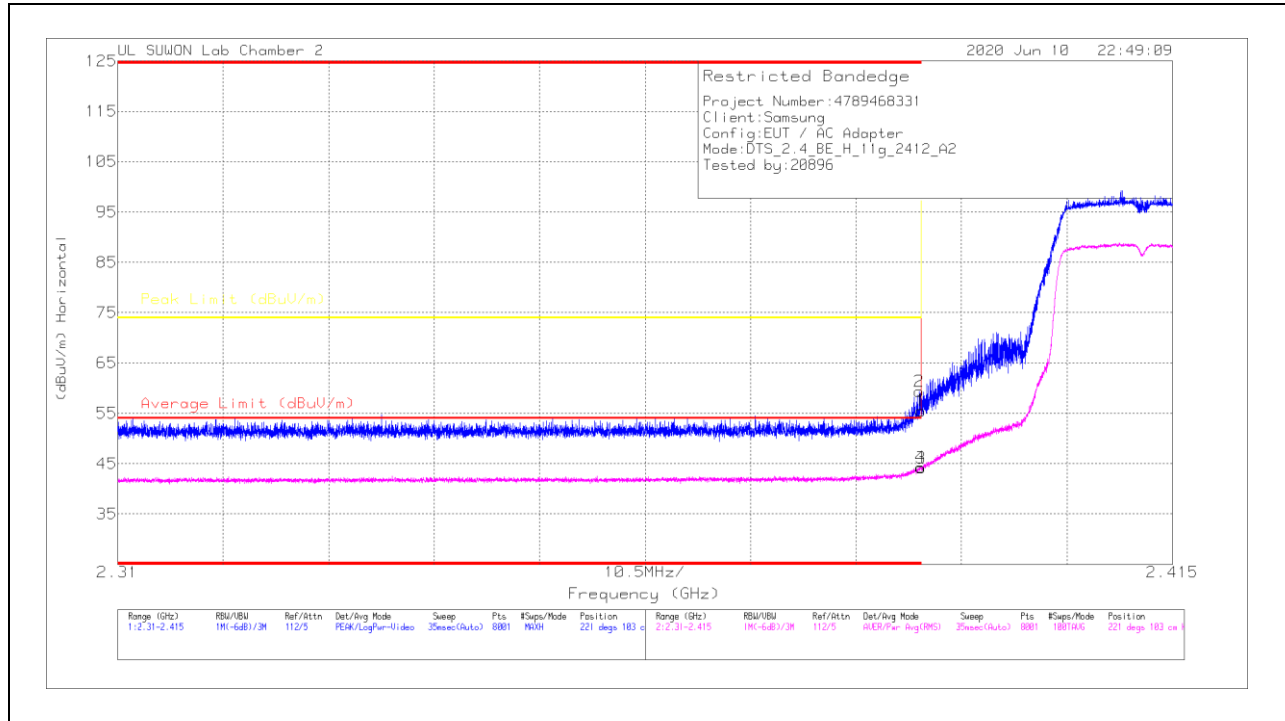
Marker	Frequency (GHz)	Meter Reading (dBuV)	Det	3117_00168724	10dB_ATT[dB]	DC Corr (dB)	Corrected Reading (dBuV/m)	Average Limit (dBuV/m)	Margin (dB)	Peak Limit (dBuV/m)	PK Margin (dB)	Azimuth (Degs)	Height (cm)	Polarity
1	* 2.48351	45.27	Pk	31.9	-20.4	0	56.77	-	-	74	-17.23	255	368	V
2	* 2.48354	47.52	Pk	31.9	-20.4	0	59.02	-	-	74	-14.98	255	368	V
3	* 2.48351	32.67	RMS	31.9	-20.4	.15	44.32	54	-9.68	-	-	255	368	V
4	* 2.48357	32.3	RMS	31.9	-20.4	.15	43.95	54	-10.05	-	-	255	368	V

* - indicates frequency in CFR47 Pt 15 / IC RSS-Restricted Band
 Pk - Peak detector
 RMS - RMS detection

1TX Antenna 2

BANDEDGE (LOW CHANNEL, CH 1)

HORIZONTAL RESULT

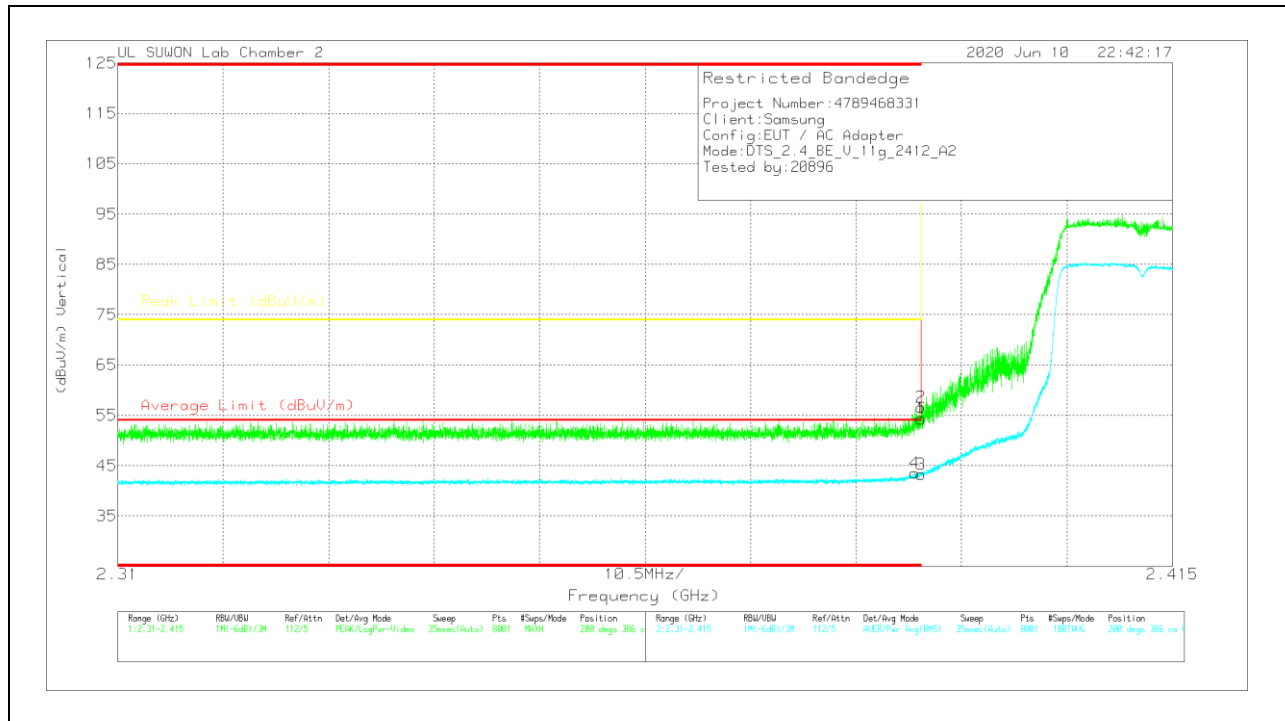


Trace Markers

Marker	Frequency (GHz)	Meter Reading (dBuV)	Det	3117_00168724	10dB_ATT[dB]	DC Corr (dB)	Corrected Reading (dBuV/m)	Average Limit (dBuV/m)	Margin (dB)	Peak Limit (dBuV/m)	PK Margin (dB)	Altitude (Degs)	Height (cm)	Polarity
1	* 2.39	44.55	Pk	31.6	-20.6	0	55.55	-	-	74	-18.45	221	103	H
2	* 2.38981	48.4	Pk	31.6	-20.6	0	59.4	-	-	74	-14.6	221	103	H
3	* 2.39	33.05	RMS	31.6	-20.6	-15	44.2	54	-9.8	-	-	221	103	H
4	* 2.38989	33.14	RMS	31.6	-20.6	-15	44.29	54	-9.71	-	-	221	103	H

* - indicates frequency in CFR47 Pt 15 / IC RSS-Restricted Band
 Pk - Peak detector
 RMS - RMS detection

VERTICAL RESULT



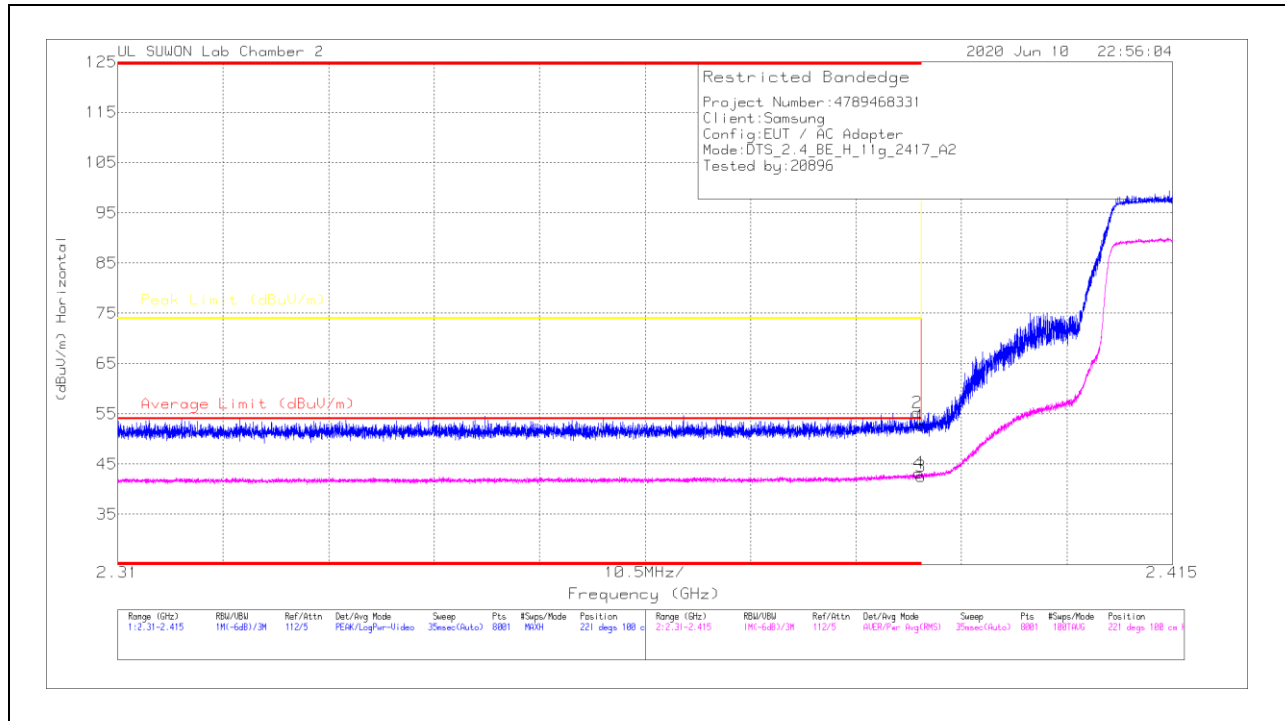
Trace Markers

Marker	Frequency (GHz)	Meter Reading (dBuV)	Det	3117_00168724	10dB_ATT[dB]	DC Corr (dB)	Corrected Reading (dBuV/m)	Average Limit (dBuV/m)	Margin (dB)	Peak Limit (dBuV/m)	PK Margin (dB)	Azimuth (Degs)	Height (cm)	Polarity
1	* 2.39	43.31	Pk	31.6	-20.6	0	54.31	-	-	74	-19.69	200	386	V
2	* 2.38997	45.62	Pk	31.6	-20.6	0	56.62	-	-	74	-17.38	200	386	V
3	* 2.39	32.18	RMS	31.6	-20.6	.15	43.33	54	-10.67	-	-	200	386	V
4	* 2.38937	32.43	RMS	31.6	-20.6	.15	43.58	54	-10.42	-	-	200	386	V

* - indicates frequency in CFR47 Pt 15 / IC RSS-Restricted Band
 Pk - Peak detector
 RMS - RMS detection

BANDEDGE (LOW CHANNEL, CH 2)

HORIZONTAL RESULT



Trace Markers

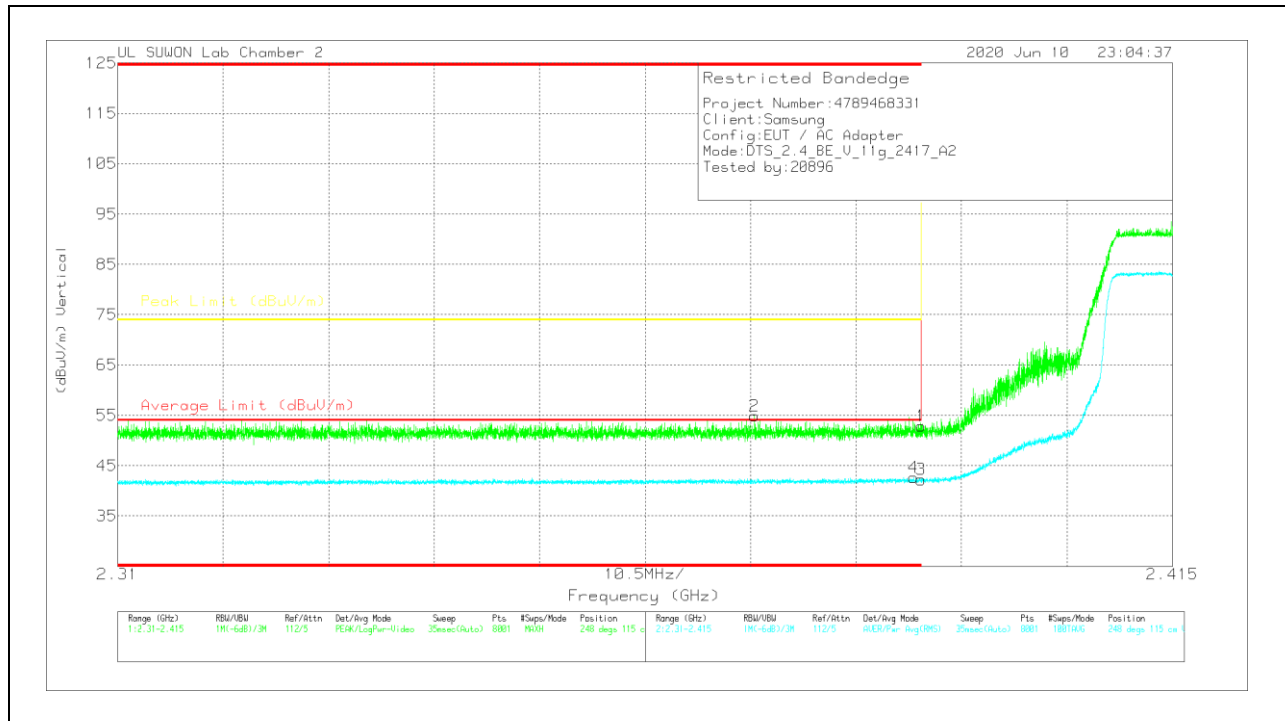
Marker	Frequency (GHz)	Meter Reading (dBuV)	Det	3117_00168724	10dB_ATT[dB]	DC Corr (dB)	Corrected Reading (dBuV/m)	Average Limit (dBuV/m)	Margin (dB)	Peak Limit (dBuV/m)	PK Margin (dB)	Azimuth (Degs)	Height (cm)	Polarity
1	* 2.39	41.6	Pk	31.6	-20.6	0	52.6	-	-	74	-21.4	221	100	H
2	* 2.38958	44.21	Pk	31.6	-20.6	0	55.21	-	-	74	-18.79	221	100	H
3	* 2.39	31.39	RMS	31.6	-20.6	.15	42.54	54	-11.46	-	-	221	100	H
4	* 2.38976	32.06	RMS	31.6	-20.6	.15	43.21	54	-10.79	-	-	221	100	H

* - indicates frequency in CFR47 Pt 15 / IC RSS-Restricted Band

Pk - Peak detector

RMS - RMS detection

VERTICAL RESULT



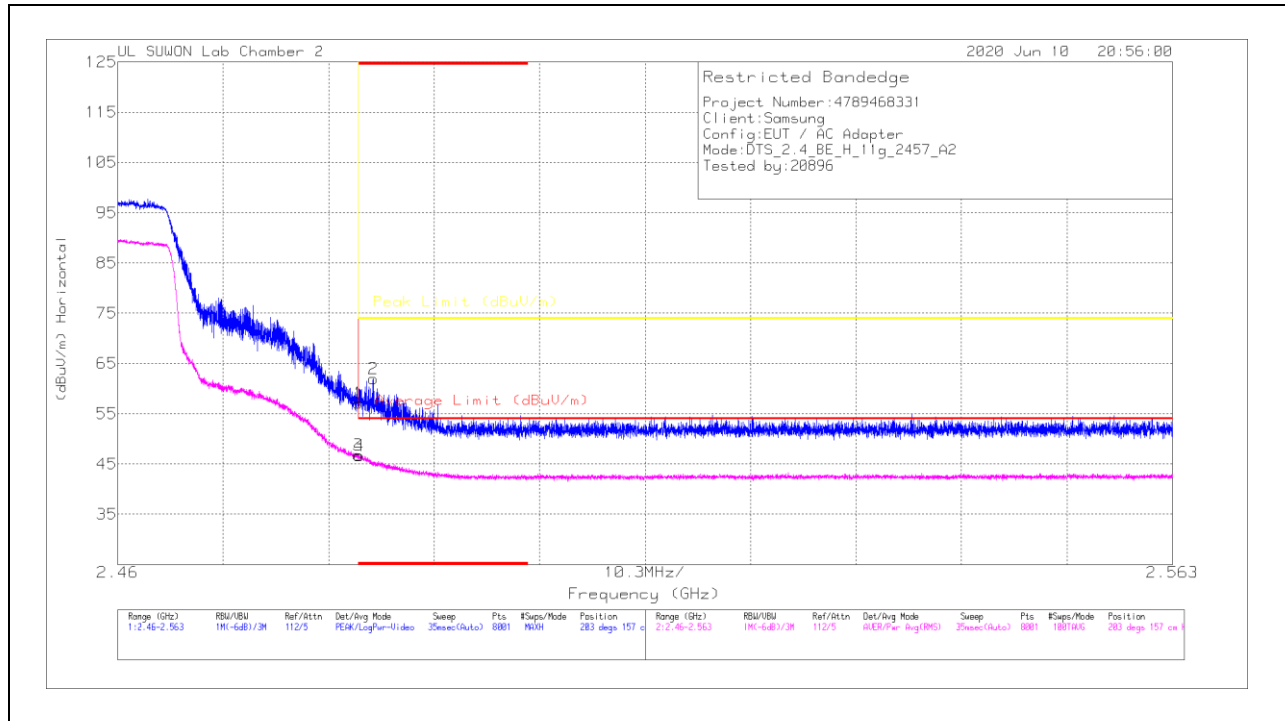
Trace Markers

Marker	Frequency (GHz)	Meter Reading (dBuV)	Det	3117_00168724	10dB_ATT[dB]	DC Corr (dB)	Corrected Reading (dBuV/m)	Average Limit (dBuV/m)	Margin (dB)	Peak Limit (dBuV/m)	PK Margin (dB)	Azimuth (Degs)	Height (cm)	Polarity
1	* 2.39	41.9	Pk	31.6	-20.6	0	52.9	-	-	74	-21.1	248	115	V
2	* 2.37341	43.98	Pk	31.6	-20.7	0	54.88	-	-	74	-19.12	248	115	V
3	* 2.39	31.07	RMS	31.6	-20.6	.15	42.22	54	-11.78	-	-	248	115	V
4	* 2.38922	31.53	RMS	31.6	-20.6	.15	42.68	54	-11.32	-	-	248	115	V

* - indicates frequency in CFR47 Pt 15 / IC RSS-Restricted Band
 Pk - Peak detector
 RMS - RMS detection

BANDEDGE (HIGH CHANNEL, CH 10)

HORIZONTAL RESULT



Trace Markers

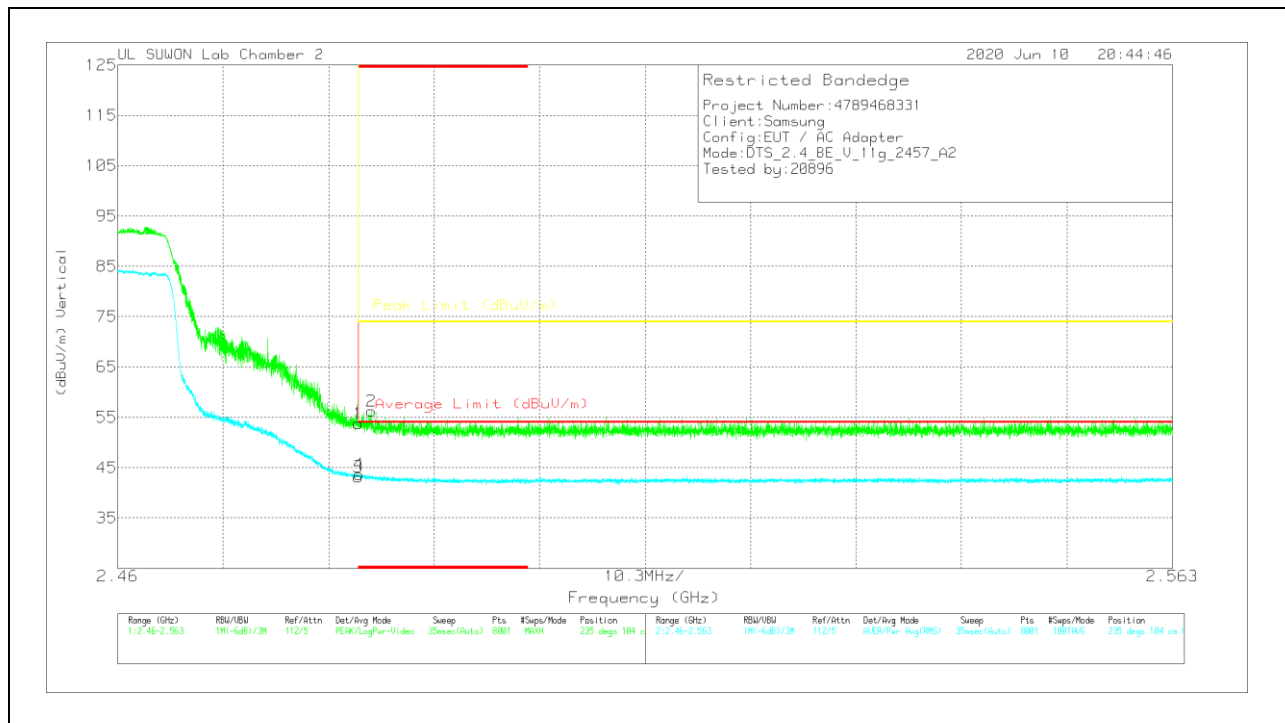
Marker	Frequency (GHz)	Meter Reading (dBuV)	Det	3117_00168724	10dB_ATT[dB]	DC Corr (dB)	Corrected Reading (dBuV/m)	Average Limit (dBuV/m)	Margin (dB)	Peak Limit (dBuV/m)	PK Margin (dB)	Azimuth (Degs)	Height (cm)	Polarity
1	* 2.48351	45.57	Pk	31.9	-20.4	0	57.07	-	-	74	-16.93	203	157	H
2	* 2.48494	50.43	Pk	31.9	-20.4	0	61.93	-	-	74	-12.07	203	157	H
3	* 2.48351	35.11	RMS	31.9	-20.4	-15	46.76	54	-7.24	-	-	203	157	H
4	* 2.48359	35	RMS	31.9	-20.4	-15	46.65	54	-7.35	-	-	203	157	H

* - indicates frequency in CFR47 Pt 15 / IC RSS-Restricted Band

Pk - Peak detector

RMS - RMS detection

VERTICAL RESULT



Trace Markers

Marker	Frequency (GHz)	Meter Reading (dBuV)	Det	3117_00168724	10dB_ATT[dB]	DC Corr (dB)	Corrected Reading (dBuV/m)	Average Limit (dBuV/m)	Margin (dB)	Peak Limit (dBuV/m)	PK Margin (dB)	Azimuth (Degs)	Height (cm)	Polarity
1	* 2.48351	42.24	Pk	31.9	-20.4	0	53.74	-	-	74	-20.26	235	104	V
2	* 2.48476	44.78	Pk	31.9	-20.4	0	56.28	-	-	74	-17.72	235	104	V
3	* 2.48351	31.51	RMS	31.9	-20.4	.15	43.16	54	-10.84	-	-	235	104	V
4	* 2.48356	31.95	RMS	31.9	-20.4	.15	43.6	54	-10.4	-	-	235	104	V

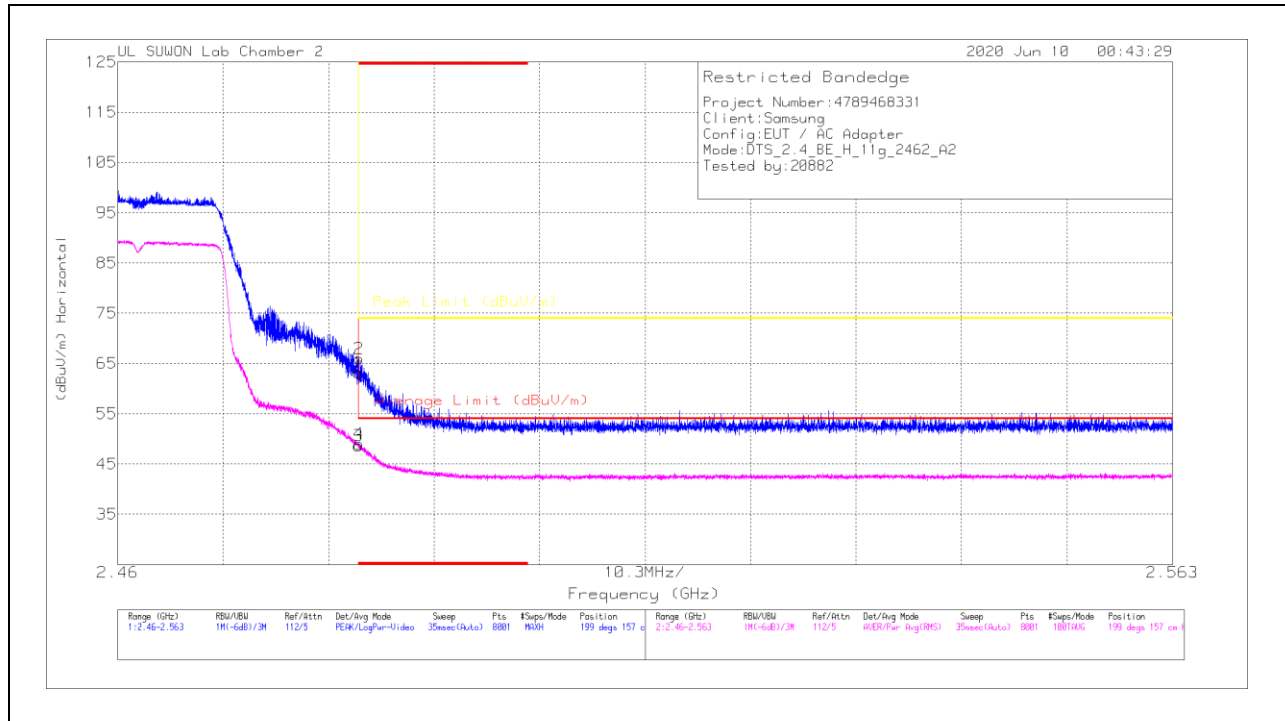
* - indicates frequency in CFR47 Pt 15 / IC RSS-Restricted Band

Pk - Peak detector

RMS - RMS detection

BANDEDGE (HIGH CHANNEL, CH 11)

HORIZONTAL RESULT

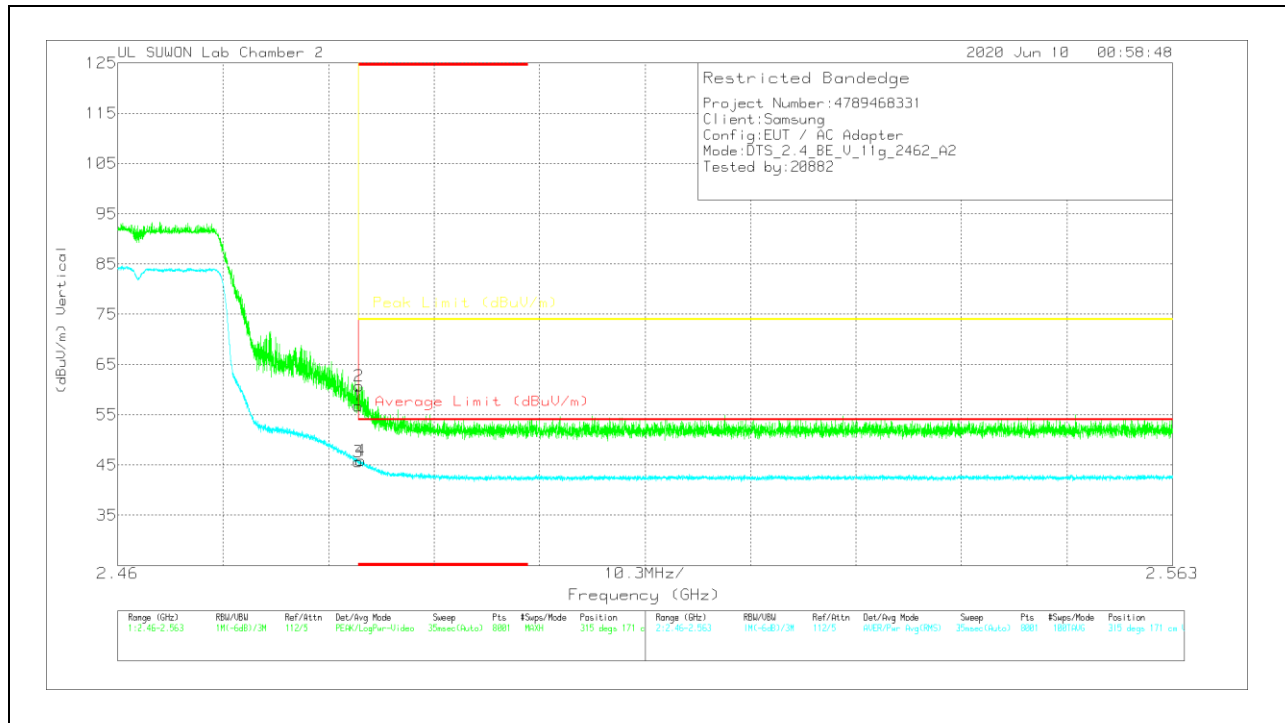


Trace Markers

Marker	Frequency (GHz)	Meter Reading (dBuV)	Det	3117_00168724	10dB_ATT[dB]	DC Corr (dB)	Corrected Reading (dBuV/m)	Average Limit (dBuV/m)	Margin (dB)	Peak Limit (dBuV/m)	PK Margin (dB)	Altimuth (Degs)	Height (cm)	Polarity
1	* 2.48351	51.71	Pk	31.9	-20.4	0	63.21	-	-	74	-10.79	199	157	H
2	* 2.48356	54.42	Pk	31.9	-20.4	0	65.92	-	-	74	-8.08	199	157	H
3	* 2.48351	36.93	RMS	31.9	-20.4	-15	48.58	54	-5.42	-	-	199	157	H
4	* 2.48357	37.3	RMS	31.9	-20.4	-15	48.95	54	-5.05	-	-	199	157	H

* - indicates frequency in CFR47 Pt 15 / IC RSS-Restricted Band
 Pk - Peak detector
 RMS - RMS detection

VERTICAL RESULT



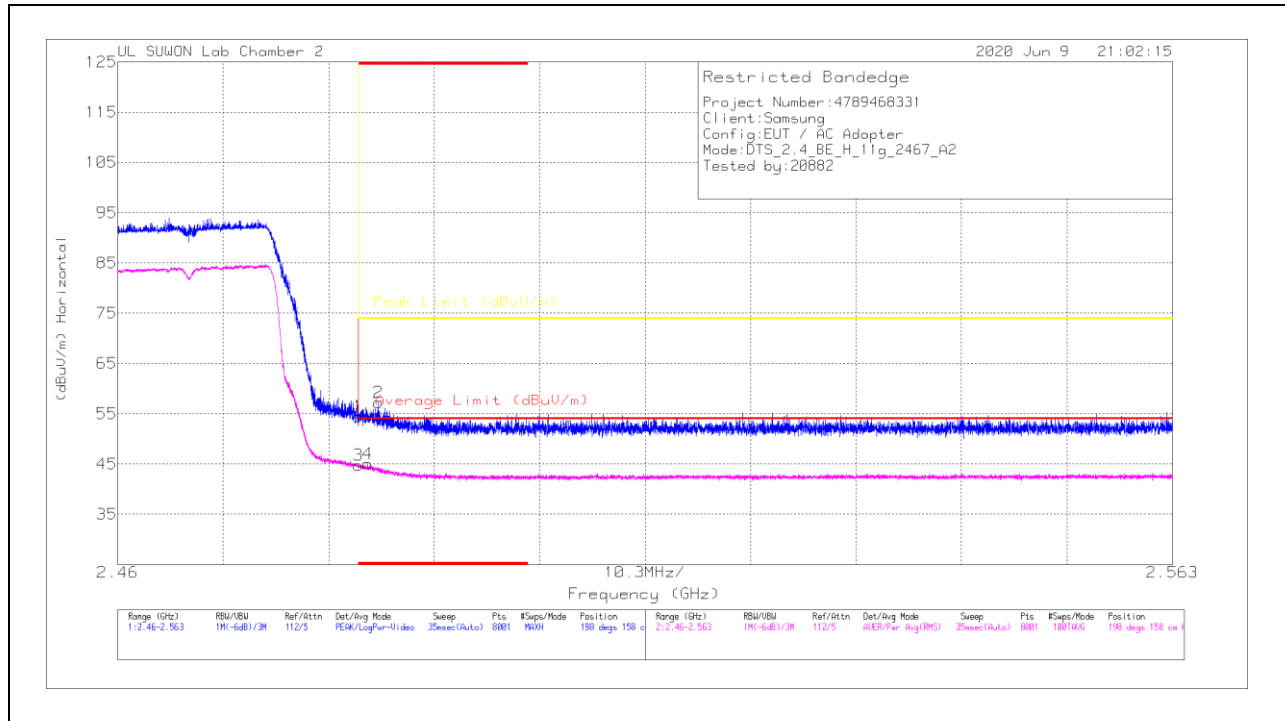
Trace Markers

Marker	Frequency (GHz)	Meter Reading (dBuV)	Det	3117_00168724	10dB_ATT[dB]	DC Corr (dB)	Corrected Reading (dBuV/m)	Average Limit (dBuV/m)	Margin (dB)	Peak Limit (dBuV/m)	PK Margin (dB)	Azimuth (Degs)	Height (cm)	Polarity
1	* 2.48351	45.3	Pk	31.9	-20.4	0	56.8	-	-	74	-17.2	315	171	V
2	* 2.48355	49.28	Pk	31.9	-20.4	0	60.78	-	-	74	-13.22	315	171	V
3	* 2.48351	33.96	RMS	31.9	-20.4	.15	45.61	54	-8.39	-	-	315	171	V
4	* 2.48375	34.26	RMS	31.9	-20.4	.15	45.91	54	-8.09	-	-	315	171	V

* - indicates frequency in CFR47 Pt 15 / IC RSS-Restricted Band
 Pk - Peak detector
 RMS - RMS detection

BANDEDGE (HIGH CHANNEL, CH 12)

HORIZONTAL RESULT

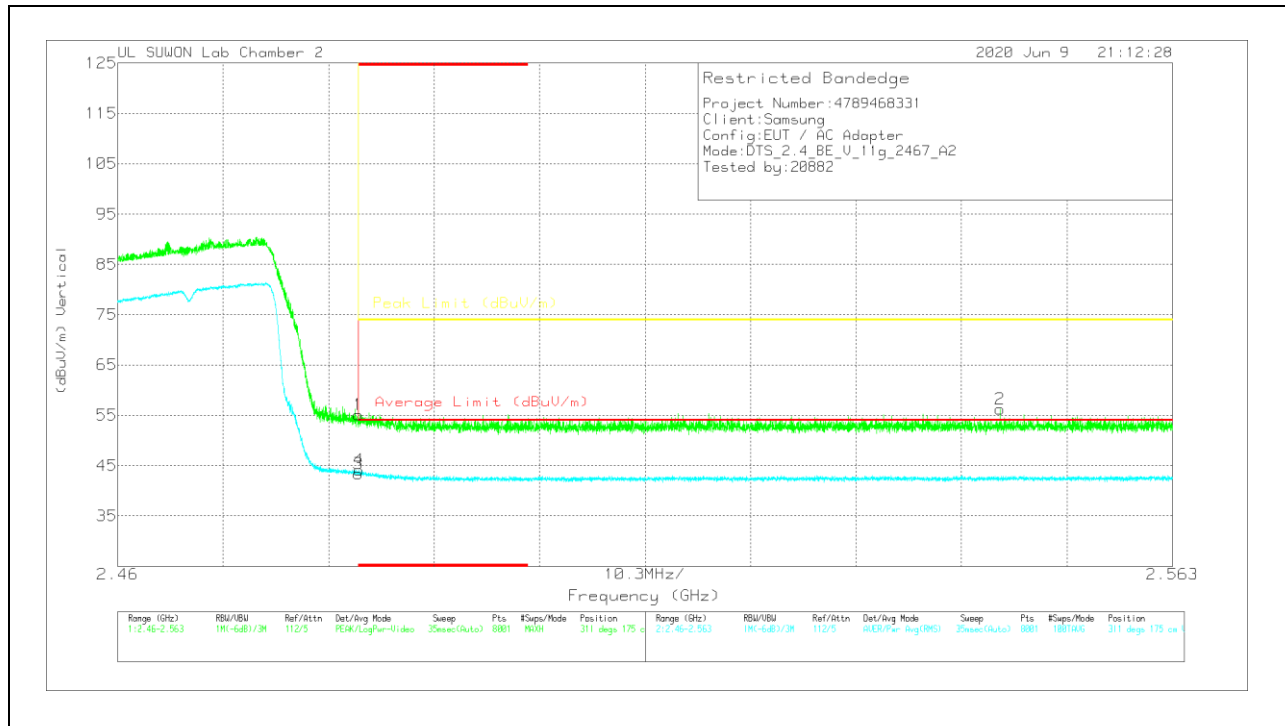


Trace Markers

Marker	Frequency (GHz)	Meter Reading (dBuV)	Det	3117_00168724	10dB_ATT[dB]	DC Corr (dB)	Corrected Reading (dBuV/m)	Average Limit (dBuV/m)	Margin (dB)	Peak Limit (dBuV/m)	PK Margin (dB)	Azimuth (Degs)	Height (cm)	Polarity
1	* 2.48351	42.93	Pk	31.9	-20.4	0	54.43	-	-	74	-19.57	198	158	H
2	* 2.48544	45.73	Pk	31.9	-20.4	0	57.23	-	-	74	-16.77	198	158	H
3	* 2.48351	33.13	RMS	31.9	-20.4	-15	44.78	54	-9.22	-	-	198	158	H
4	* 2.48439	33.33	RMS	31.9	-20.4	-15	44.98	54	-9.02	-	-	198	158	H

* - indicates frequency in CFR47 Pt 15 / IC RSS-Restricted Band
 Pk - Peak detector
 RMS - RMS detection

VERTICAL RESULT



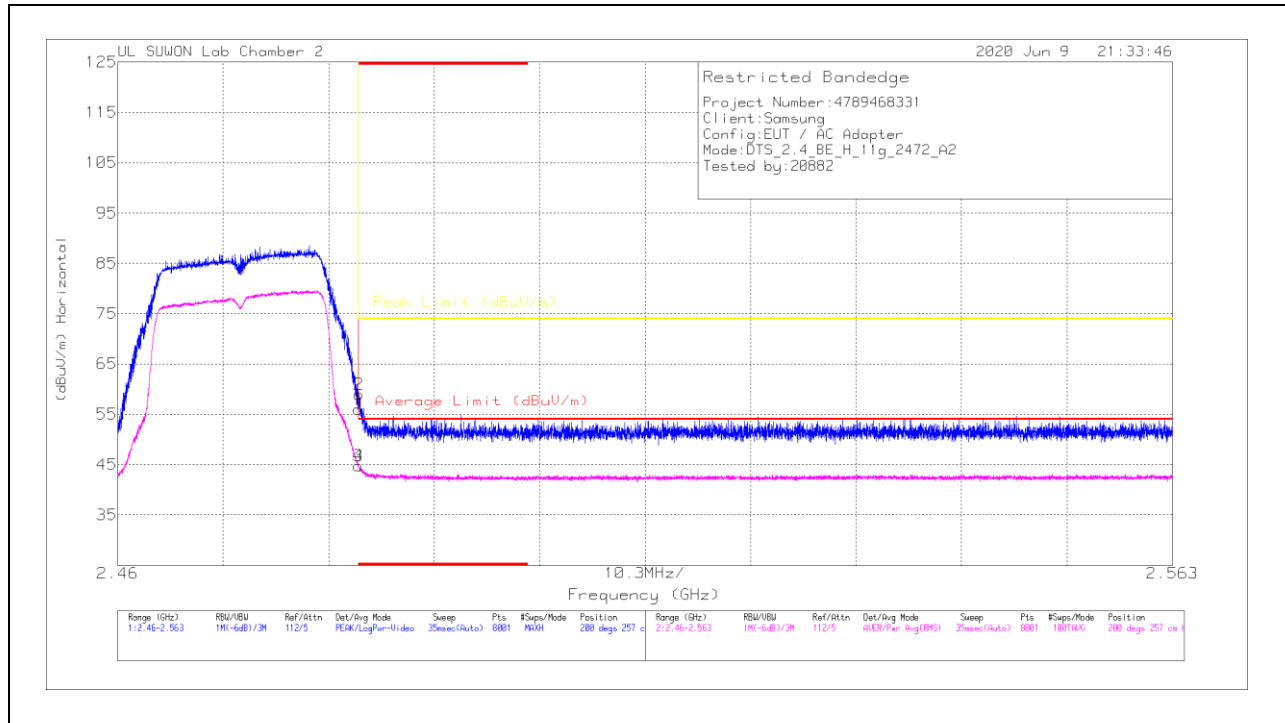
Trace Markers

Marker	Frequency (GHz)	Meter Reading (dBuV)	Det	3117_00168724	10dB_ATT[dB]	DC Corr (dB)	Corrected Reading (dBuV/m)	Average Limit (dBuV/m)	Margin (dB)	Peak Limit (dBuV/m)	PK Margin (dB)	Azimuth (Degs)	Height (cm)	Polarity
1	* 2.48351	43.61	Pk	31.9	-20.4	0	55.11	-	-	74	-18.89	311	175	V
2	2.54617	44.65	Pk	32	-20.4	0	56.25	-	-	74	-17.75	311	175	V
3	* 2.48351	31.75	RMS	31.9	-20.4	.15	43.4	54	-10.6	-	-	311	175	V
4	* 2.48357	32.49	RMS	31.9	-20.4	.15	44.14	54	-9.86	-	-	311	175	V

* - indicates frequency in CFR47 Pt 15 / IC RSS-Restricted Band
 Pk - Peak detector
 RMS - RMS detection

BANDEDGE (HIGH CHANNEL, CH 13)

HORIZONTAL RESULT



Trace Markers

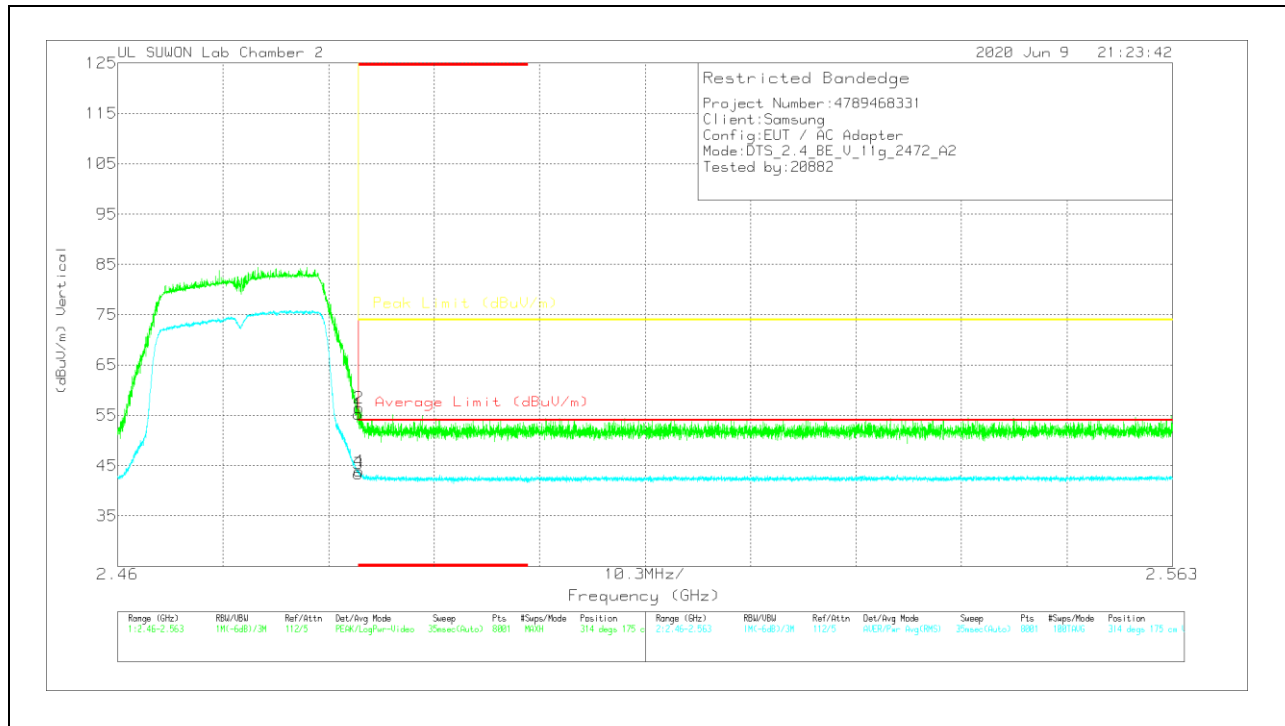
Marker	Frequency (GHz)	Meter Reading (dBuV)	Det	3117_00168724	10dB_ATT[dB]	DC Corr (dB)	Corrected Reading (dBuV/m)	Average Limit (dBuV/m)	Margin (dB)	Peak Limit (dBuV/m)	PK Margin (dB)	Azimuth (Degs)	Height (cm)	Polarity
1	* 2.48351	44.52	Pk	31.9	-20.4	0	56.02	-	-	74	-17.98	200	257	H
2	* 2.48354	47.48	Pk	31.9	-20.4	0	58.98	-	-	74	-15.02	200	257	H
3	* 2.48351	33.1	RMS	31.9	-20.4	.15	44.75	54	-9.25	-	-	200	257	H
4	* 2.48352	33.13	RMS	31.9	-20.4	.15	44.78	54	-9.22	-	-	200	257	H

* - indicates frequency in CFR47 Pt 15 / IC RSS-Restricted Band

Pk - Peak detector

RMS - RMS detection

VERTICAL RESULT



Trace Markers

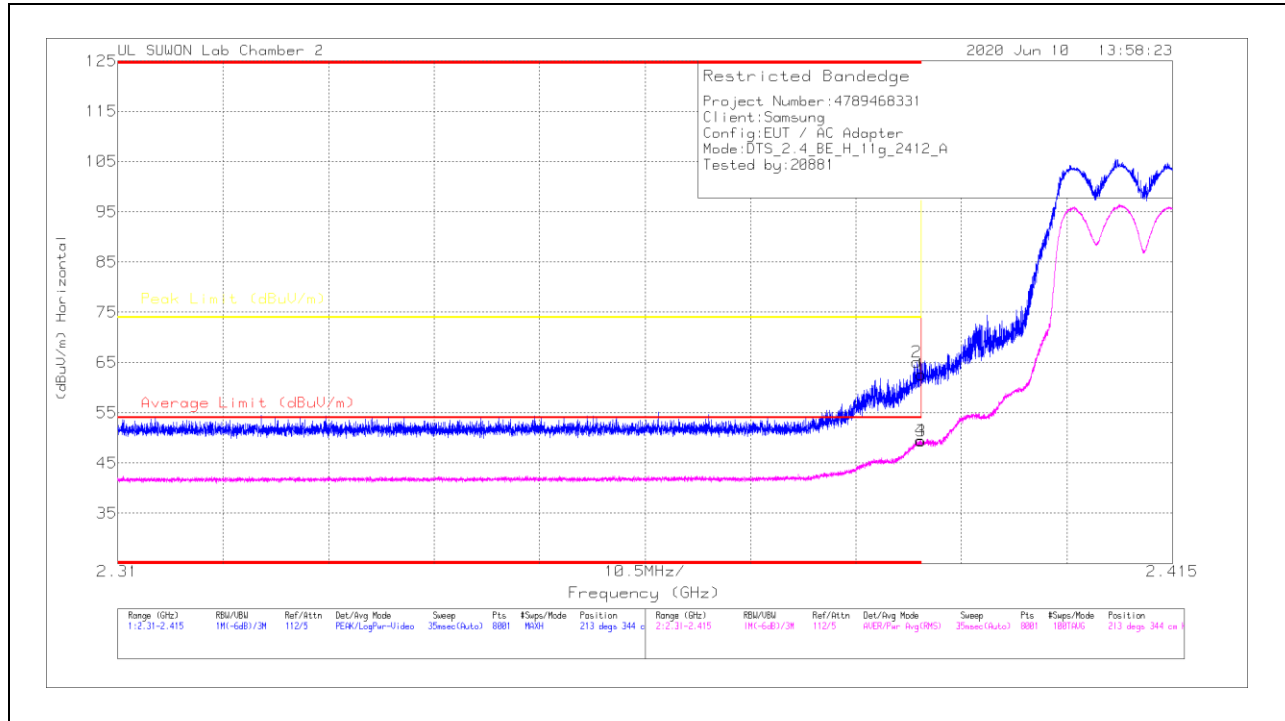
Marker	Frequency (GHz)	Meter Reading (dBuV)	Det	3117_00168724	10dB_ATT[dB]	DC Corr (dB)	Corrected Reading (dBuV/m)	Average Limit (dBuV/m)	Margin (dB)	Peak Limit (dBuV/m)	PK Margin (dB)	Azimuth (Degs)	Height (cm)	Polarity
1	* 2.48351	43.71	Pk	31.9	-20.4	0	55.21	-	-	74	-18.79	314	175	V
2	* 2.48355	45.02	Pk	31.9	-20.4	0	56.52	-	-	74	-17.48	314	175	V
3	* 2.48351	31.74	RMS	31.9	-20.4	.15	43.39	54	-10.61	-	-	314	175	V
4	* 2.48356	32.29	RMS	31.9	-20.4	.15	43.94	54	-10.06	-	-	314	175	V

* - indicates frequency in CFR47 Pt 15 / IC RSS-Restricted Band
 Pk - Peak detector
 RMS - RMS detection

2TX Antenna 1 + Antenna 2 MODE

BANDEDGE (LOW CHANNEL, CH 1)

HORIZONTAL RESULT

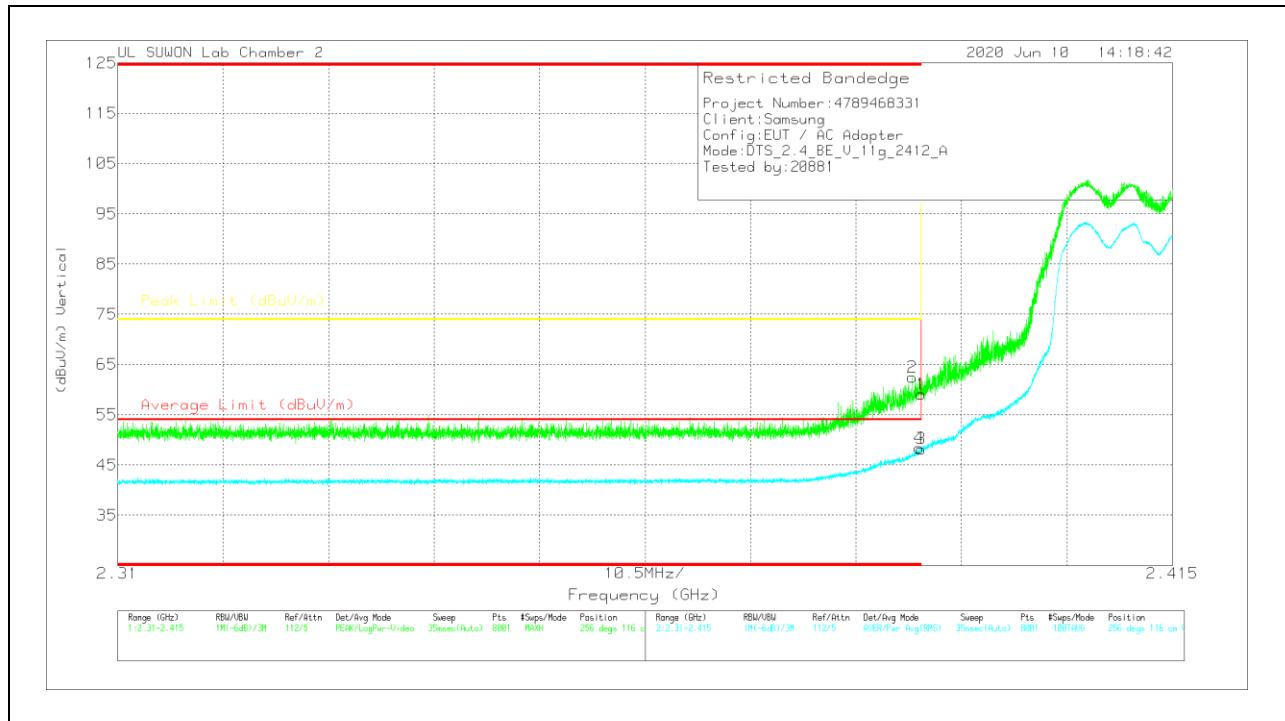


Trace Markers

Marker	Frequency (GHz)	Meter Reading (dBuV)	Det	3117_00168724	10dB_ATT[dB]	DC Corr (dB)	Corrected Reading (dBuV/m)	Average Limit (dBuV/m)	Margin (dB)	Peak Limit (dBuV/m)	PK Margin (dB)	Azimuth (Degs)	Height (cm)	Polarity
1	* 2.39	51.6	PK	31.6	-20.6	0	62.6	-	-	74	-11.4	213	344	H
2	* 2.38955	54.09	PK	31.6	-20.6	0	65.09	-	-	74	-8.91	213	344	H
3	* 2.39	38.19	RMS	31.6	-20.6	-15	49.34	54	-4.66	-	-	213	344	H
4	* 2.38989	38.35	RMS	31.6	-20.6	-15	49.5	54	-4.5	-	-	213	344	H

* - indicates frequency in CFR47 Pt 15 / IC RSS-Restricted Band
 Pk - Peak detector
 RMS - RMS detection

VERTICAL RESULT



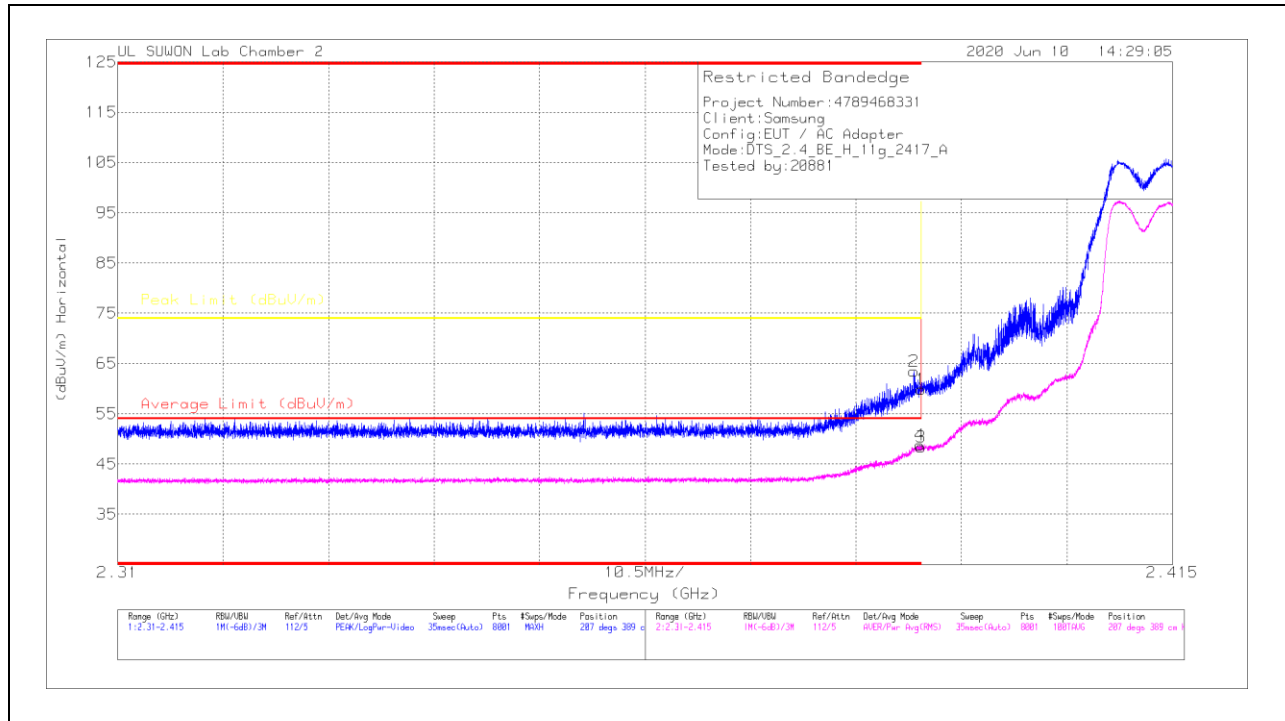
Trace Markers

Marker	Frequency (GHz)	Meter Reading (dBuV)	Det	3117_00168724	10dB_ATT[dB]	DC Corr (dB)	Corrected Reading (dBuV/m)	Average Limit (dBuV/m)	Margin (dB)	Peak Limit (dBuV/m)	PK Margin (dB)	Azimuth (Degs)	Height (cm)	Polarity
1	* 2.39	48.12	PK	31.6	-20.6	0	59.12	-	-	74	-14.88	256	116	V
2	* 2.3891	51.49	PK	31.6	-20.6	0	62.49	-	-	74	-11.51	256	116	V
3	* 2.39	37.05	RMS	31.6	-20.6	.15	48.2	54	-5.8	-	-	256	116	V
4	* 2.3898	37.23	RMS	31.6	-20.6	.15	48.38	54	-5.62	-	-	256	116	V

* - indicates frequency in CFR47 Pt 15 / IC RSS-Restricted Band
 Pk - Peak detector
 RMS - RMS detection

BANDEDGE (LOW CHANNEL, CH 2)

HORIZONTAL RESULT



Trace Markers

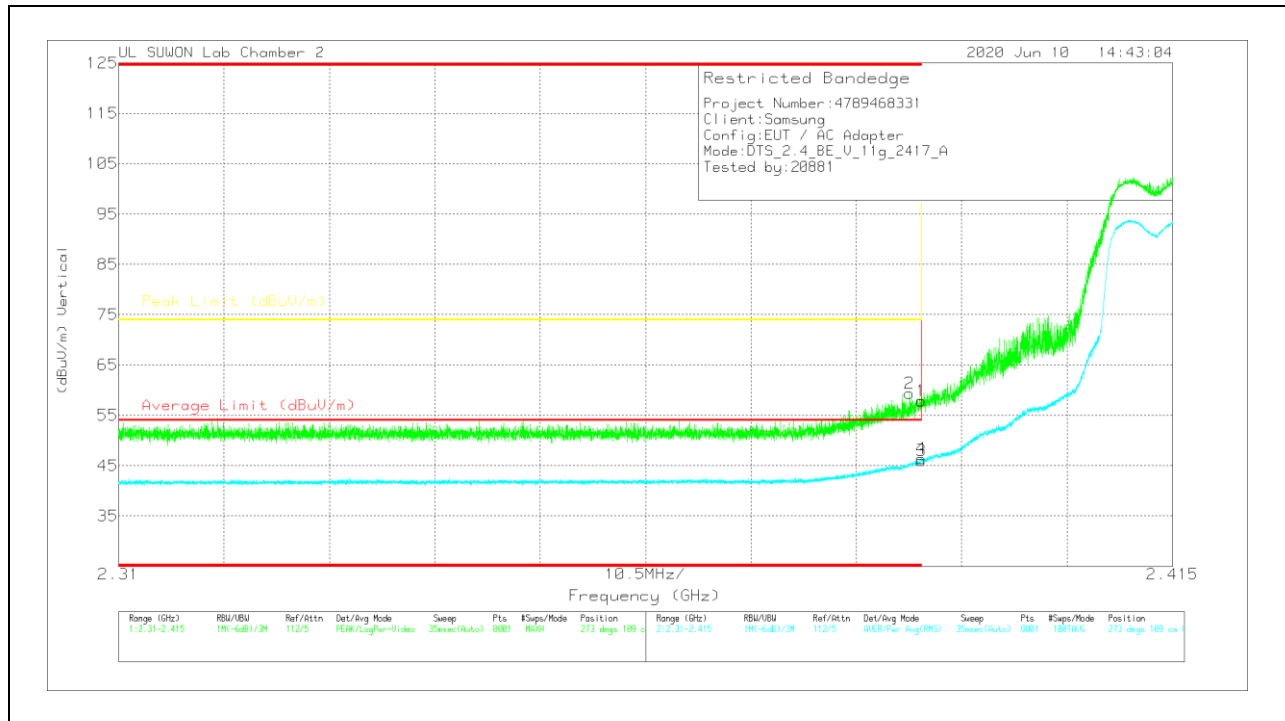
Marker	Frequency (GHz)	Meter Reading (dBu/m)	Det	3117_00168724	10dB_ATT[dB]	DC Corr (dB)	Corrected Reading (dBu/m)	Average Limit (dBu/m)	Margin (dB)	Peak Limit (dBu/m)	PK Margin (dB)	Altitude (Degs)	Height (cm)	Polarity
1	* 2.39	48.86	Pk	31.6	-20.6	0	59.86	-	-	74	-14.14	207	389	H
2	* 2.38926	52.43	Pk	31.6	-20.6	0	63.43	-	-	74	-10.57	207	389	H
3	* 2.39	37.22	RMS	31.6	-20.6	-15	48.37	54	-5.63	-	-	207	389	H
4	* 2.38988	37.58	RMS	31.6	-20.6	-15	48.73	54	-5.27	-	-	207	389	H

* - indicates frequency in CFR47 Pt 15 / IC RSS-Restricted Band

Pk - Peak detector

RMS - RMS detection

VERTICAL RESULT



Trace Markers

Marker	Frequency (GHz)	Meter Reading (dBuV)	Det	3117_00168724	10dB_ATT[dB]	DC Corr (dB)	Corrected Reading (dBuV/m)	Average Limit (dBuV/m)	Margin (dB)	Peak Limit (dBuV/m)	PK Margin (dB)	Azimuth (Degs)	Height (cm)	Polarity
1	* 2.39	46.84	Pk	31.6	-20.6	0	57.84	-	-	74	-16.16	273	109	V
2	* 2.3888	48.41	Pk	31.6	-20.6	0	59.41	-	-	74	-14.59	273	109	V
3	* 2.39	34.85	RMS	31.6	-20.6	.15	46	54	-8	-	-	273	109	V
4	* 2.38996	35.26	RMS	31.6	-20.6	.15	46.41	54	-7.59	-	-	273	109	V

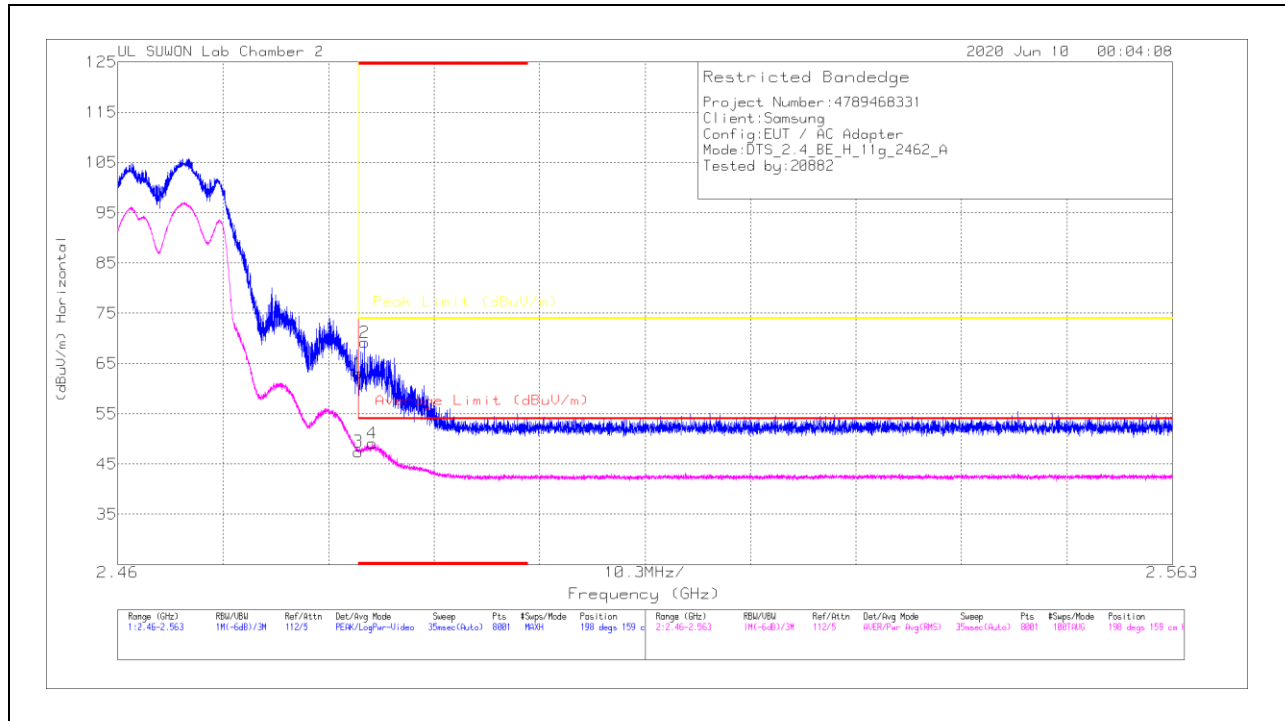
* - indicates frequency in CFR47 Pt 15 / IC RSS-Restricted Band

Pk - Peak detector

RMS - RMS detection

BANDEDGE (HIGH CHANNEL, CH 11)

HORIZONTAL RESULT



Trace Markers

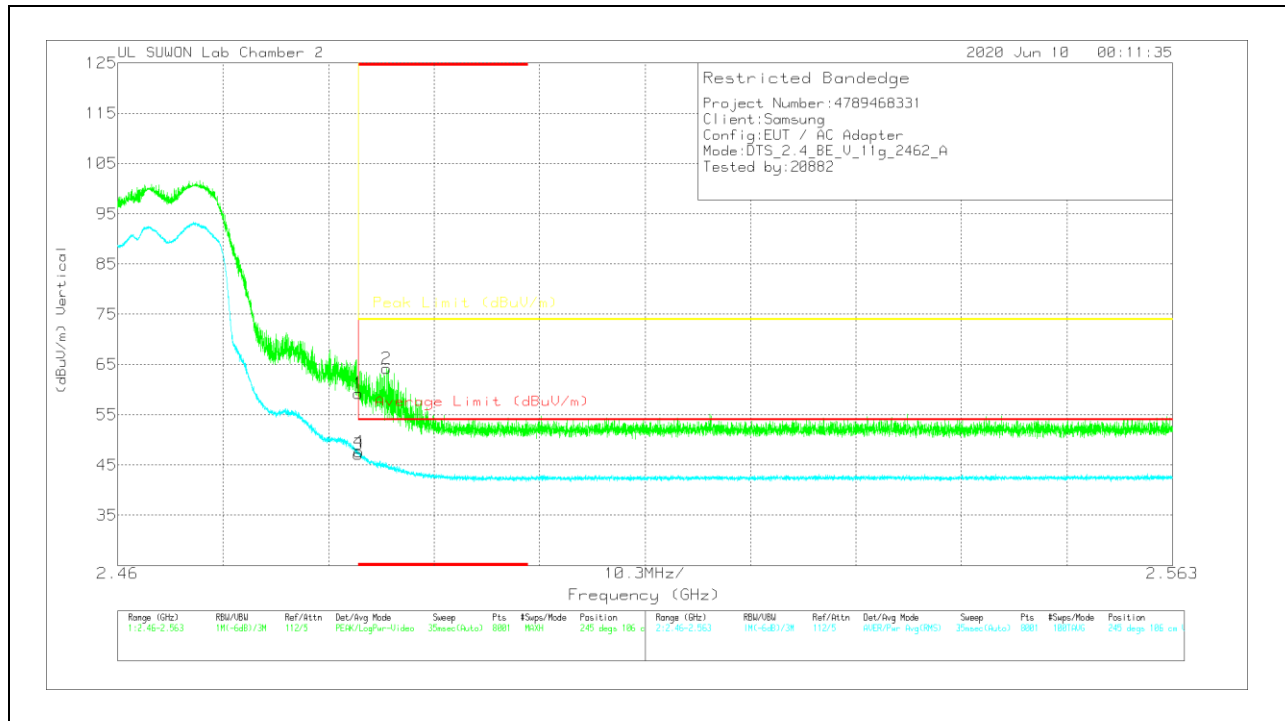
Marker	Frequency (GHz)	Meter Reading (dBuV)	Det	3117_00168724	10dB_ATT[dB]	DC Corr (dB)	Corrected Reading (dBuV/m)	Average Limit (dBuV/m)	Margin (dB)	Peak Limit (dBuV/m)	PK Margin (dB)	Altitude (Degs)	Height (cm)	Polarity
1	* 2.48351	51.63	Pk	31.9	-20.4	0	63.13	-	-	74	-10.87	198	159	H
2	* 2.48409	57.68	Pk	31.9	-20.4	0	69.18	-	-	74	-4.82	198	159	H
3	* 2.48351	35.8	RMS	31.9	-20.4	-15	47.45	54	-6.55	-	-	198	159	H
4	* 2.48485	37.49	RMS	31.9	-20.4	-15	49.14	54	-4.86	-	-	198	159	H

* - indicates frequency in CFR47 Pt 15 / IC RSS-Restricted Band

Pk - Peak detector

RMS - RMS detection

VERTICAL RESULT



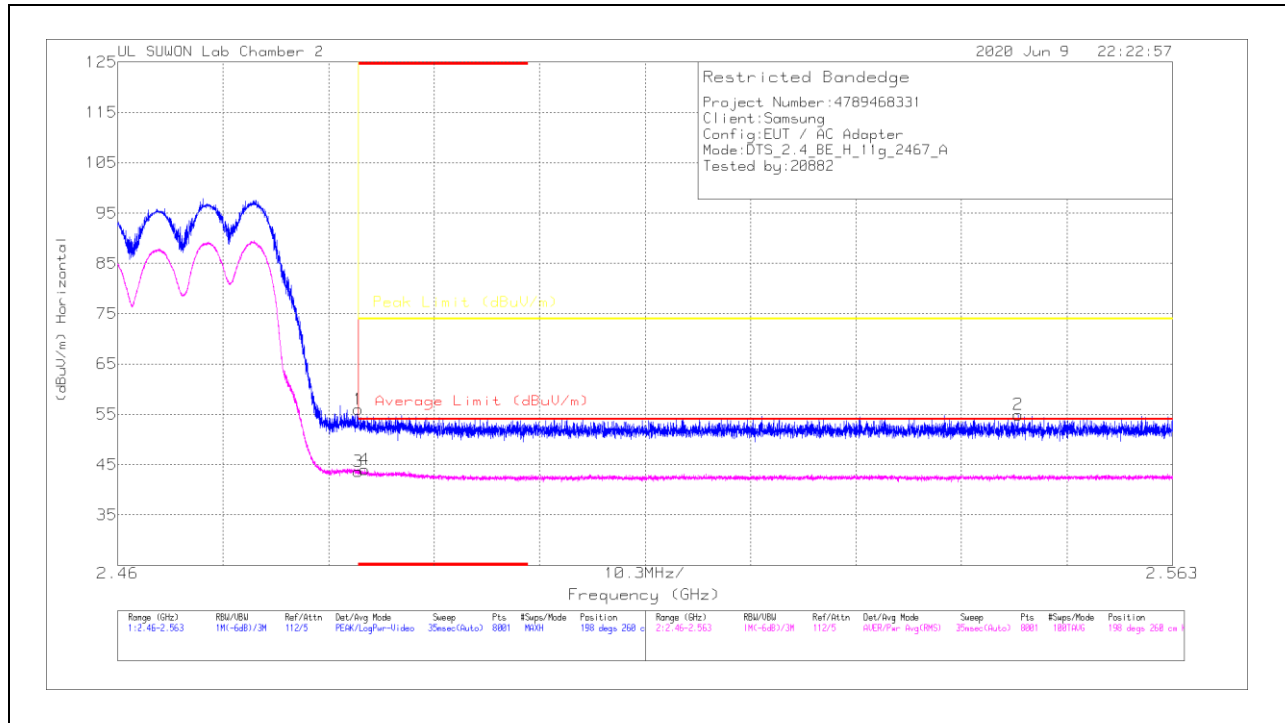
Trace Markers

Marker	Frequency (GHz)	Meter Reading (dBuV)	Det	3117_00168724	10dB_ATT[dB]	DC Corr (dB)	Corrected Reading (dBuV/m)	Average Limit (dBuV/m)	Margin (dB)	Peak Limit (dBuV/m)	PK Margin (dB)	Azimuth (Degs)	Height (cm)	Polarity
1	* 2.48351	47.77	Pk	31.9	-20.4	0	68.27	-	-	74	-14.73	245	106	V
2	* 2.48624	52.78	Pk	31.9	-20.5	0	64.18	-	-	74	-9.82	245	106	V
3	* 2.48351	35.51	RMS	31.9	-20.4	.15	47.16	54	-6.84	-	-	245	106	V
4	* 2.48357	36.03	RMS	31.9	-20.4	.15	47.68	54	-6.32	-	-	245	106	V

* - indicates frequency in CFR47 Pt 15 / IC RSS-Restricted Band
 Pk - Peak detector
 RMS - RMS detection

BANDEDGE (HIGH CHANNEL, CH 12)

HORIZONTAL RESULT



Trace Markers

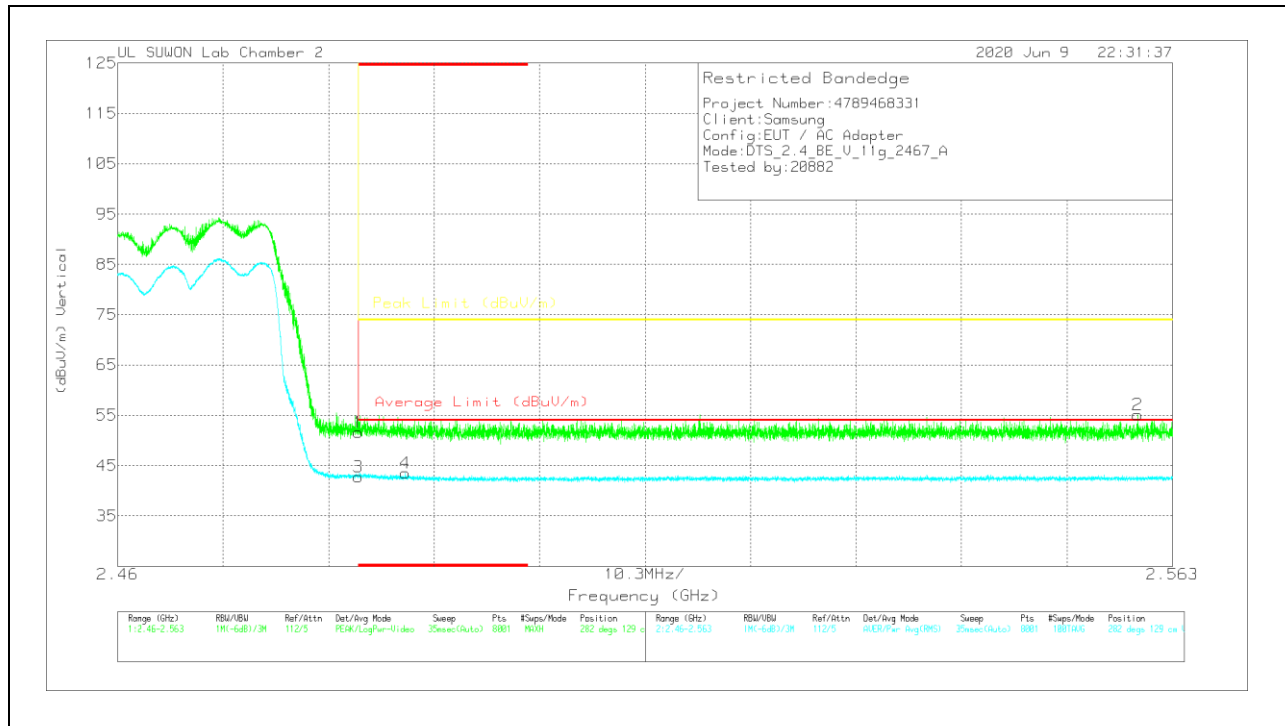
Marker	Frequency (GHz)	Meter Reading (dBuV)	Det	3117_00168724	10dB_ATT[dB]	DC Corr (dB)	Corrected Reading (dBuV/m)	Average Limit (dBuV/m)	Margin (dB)	Peak Limit (dBuV/m)	PK Margin (dB)	Azimuth (Degs)	Height (cm)	Polarity
1	* 2.48351	44.47	Pk	31.9	-20.4	0	55.97	-	-	74	-18.03	198	260	H
2	2.54792	43.33	Pk	32	-20.4	0	54.93	-	-	74	-19.07	198	260	H
3	* 2.48351	32	RMS	31.9	-20.4	.15	43.65	54	-10.35	-	-	198	260	H
4	* 2.48409	32.37	RMS	31.9	-20.4	.15	44.02	54	-9.98	-	-	198	260	H

* - indicates frequency in CFR47 Pt 15 / IC RSS-Restricted Band

Pk - Peak detector

RMS - RMS detection

VERTICAL RESULT



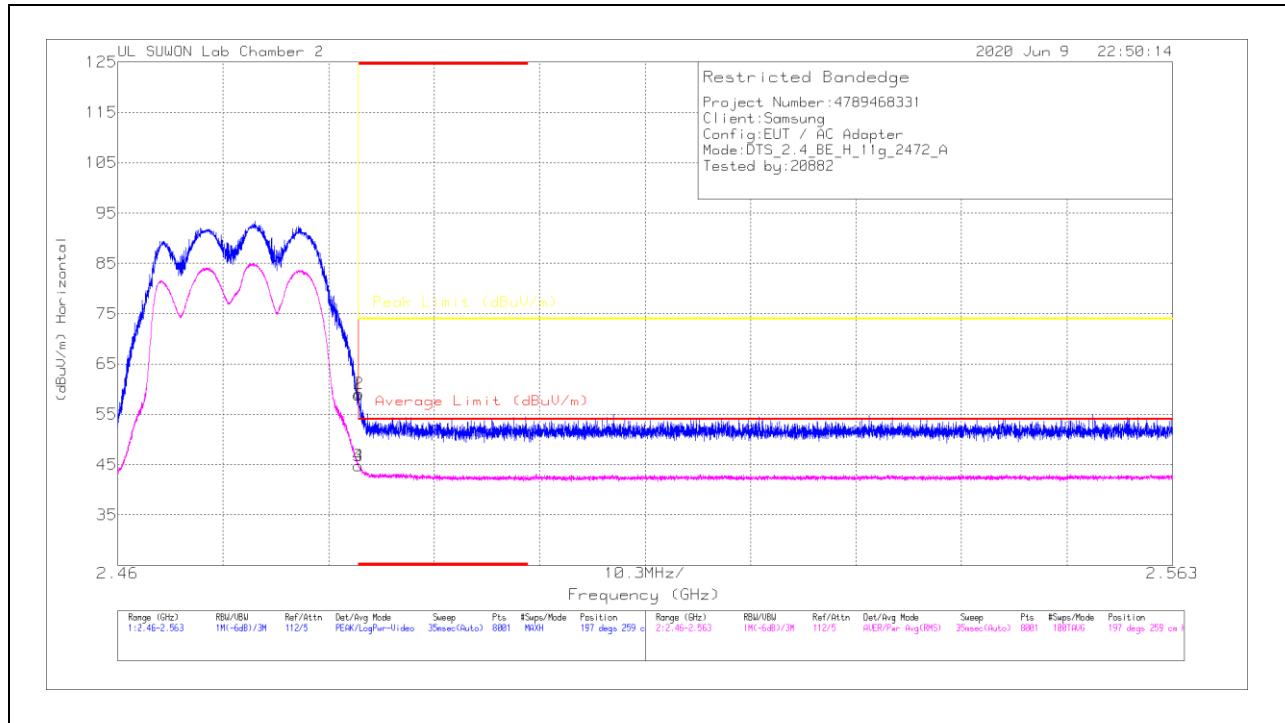
Trace Markers

Marker	Frequency (GHz)	Meter Reading (dBuV)	Det	3117_00168724	10dB_ATT[dB]	DC Corr (dB)	Corrected Reading (dBuV/m)	Average Limit (dBuV/m)	Margin (dB)	Peak Limit (dBuV/m)	PK Margin (dB)	Azimuth (Degs)	Height (cm)	Polarity
1	* 2.48351	40.14	Pk	31.9	-20.4	0	51.64	-	-	74	-22.36	282	129	V
2	2.5596	43.56	Pk	32	-20.4	0	55.16	-	-	74	-18.84	282	129	V
3	* 2.48351	31.12	RMS	31.9	-20.4	-15	42.77	54	-11.23	-	-	282	129	V
4	* 2.48809	31.95	RMS	31.9	-20.5	-15	43.5	54	-10.5	-	-	282	129	V

* - indicates frequency in CFR47 Pt 15 / IC RSS-Restricted Band
 Pk - Peak detector
 RMS - RMS detection

BANDEDGE (HIGH CHANNEL, CH 13)

HORIZONTAL RESULT



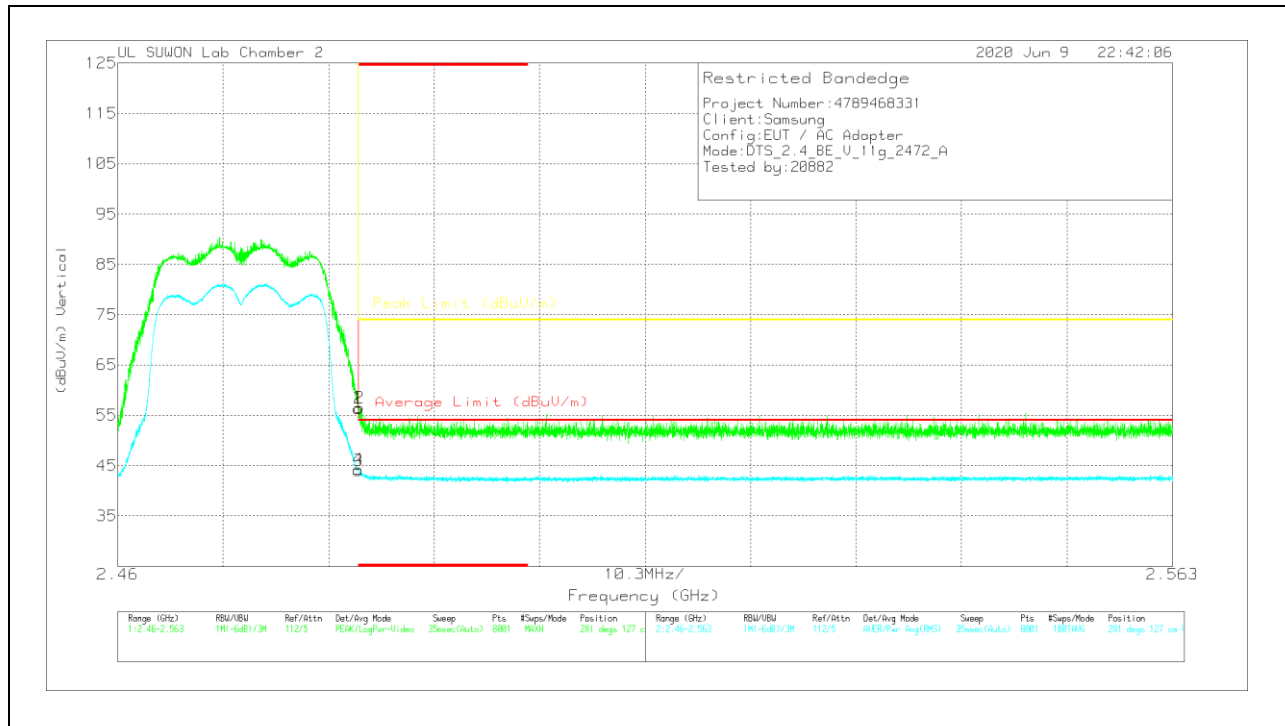
Trace Markers

Marker	Frequency (GHz)	Meter Reading (dBuV)	Det	3117_00168724	10dB_ATT[dB]	DC Corr (dB)	Corrected Reading (dBuV/m)	Average Limit (dBuV/m)	Margin (dB)	Peak Limit (dBuV/m)	PK Margin (dB)	Azimuth (Degs)	Height (cm)	Polarity
1	* 2.48351	47.31	Pk	31.9	-20.4	0	58.31	-	-	74	-15.19	197	259	H
2	* 2.48355	47.57	Pk	31.9	-20.4	0	59.07	-	-	74	-14.93	197	259	H
3	* 2.48351	33.11	RMS	31.9	-20.4	.15	44.76	54	-9.24	-	-	197	259	H
4	* 2.48352	33.17	RMS	31.9	-20.4	.15	44.82	54	-9.18	-	-	197	259	H

* - indicates frequency in CFR47 Pt 15 / IC RSS-Restricted Band

Pk - Peak detector
 RMS - RMS detection

VERTICAL RESULT



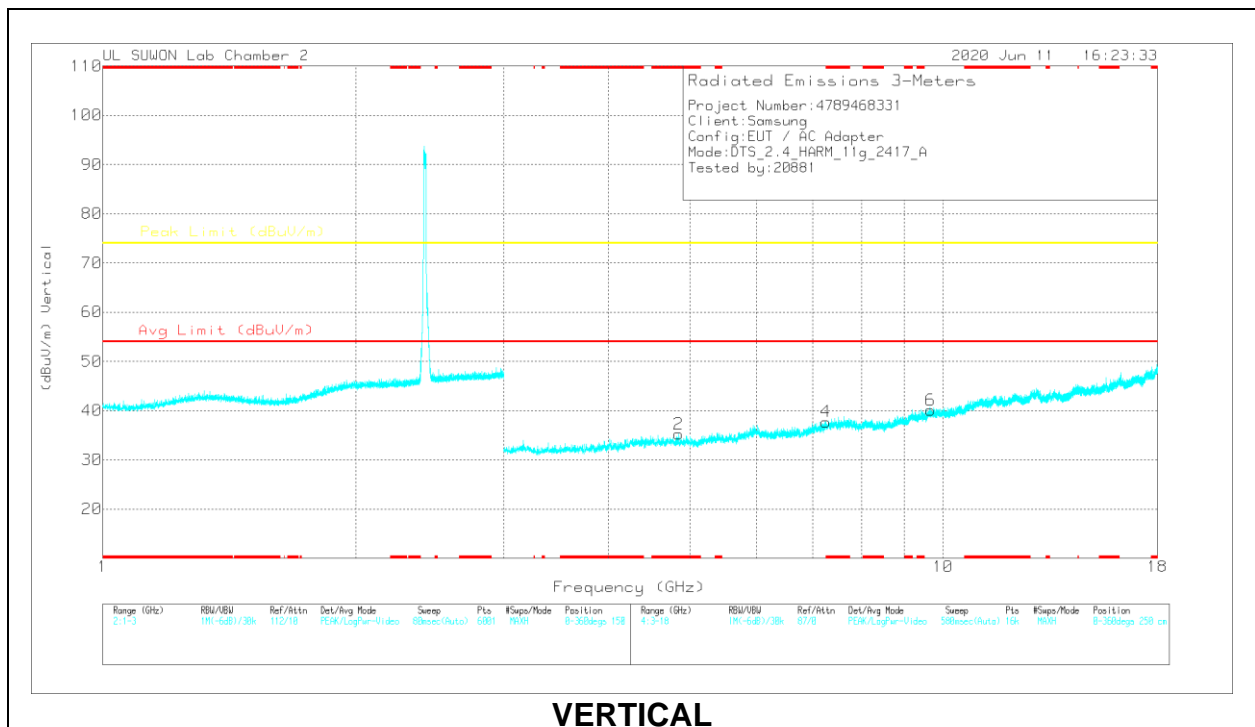
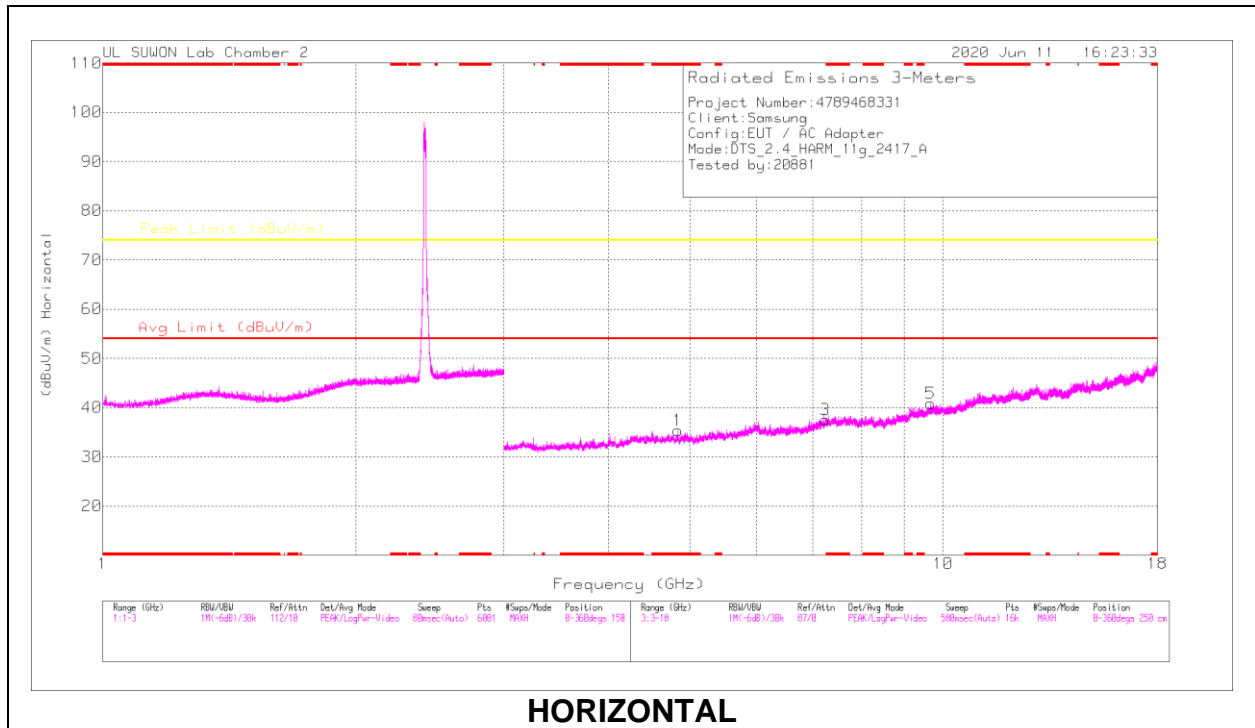
Trace Markers

Marker	Frequency (GHz)	Meter Reading (dBuV)	Det	3117_00168724	10dB_ATT[dB]	DC Corr (dB)	Corrected Reading (dBuV/m)	Average Limit (dBuV/m)	Margin (dB)	Peak Limit (dBuV/m)	PK Margin (dB)	Azimuth (Degs)	Height (cm)	Polarity
1	* 2.48351	44.89	Pk	31.9	-20.4	0	56.39	-	-	74	-17.61	281	127	V
2	* 2.48359	44.94	Pk	31.9	-20.4	0	56.44	-	-	74	-17.56	281	127	V
3	* 2.48351	32.37	RMS	31.9	-20.4	.15	44.02	54	-9.98	-	-	281	127	V
4	* 2.48352	32.6	RMS	31.9	-20.4	.15	44.25	54	-9.75	-	-	281	127	V

* - indicates frequency in CFR47 Pt 15 / IC RSS-Restricted Band
 Pk - Peak detector
 RMS - RMS detection

HARMONICS AND SPURIOUS EMISSIONS

LOW CHANNEL, CH 2 RESULTS



Note: Emission was scanned up to 26GHz; No emissions were detected above the noise floor which was at least 20dB below the specification limit.

RADIATED EMISSIONS

Frequency (GHz)	Meter Reading (dBuV)	Det	3117_00168724	3GHz_HP[dB]	DC Corr (dB)	Corrected Reading (dBuV/m)	Avg Limit (dBuV/m)	Margin (dB)	Peak Limit (dBuV/m)	Margin (dB)	Azimuth (Degs)	Height (cm)	Polarity
* 4.83935	37.1	PK2	34	-28.1	0	43	-	-	74	-31	0	100	H
* 4.83948	36.93	PK2	34	-28.1	0	42.83	-	-	74	-31.17	0	100	V
7.24322	35.1	PK2	36.1	-25.3	0	45.9	-	-	74	-28.1	0	100	H
7.24048	35.44	PK2	36.1	-25.4	0	46.14	-	-	74	-27.86	0	100	V
9.66613	32.4	PK2	37.1	-21.3	0	48.2	-	-	74	-25.8	0	100	H
9.66575	32.45	PK2	37.1	-21.3	0	48.25	-	-	74	-25.75	0	100	V

* - indicates frequency in CFR47 Pt 15 / IC RSS-Restricted Band
 PK2 - KDB558074 Method: Maximum Peak