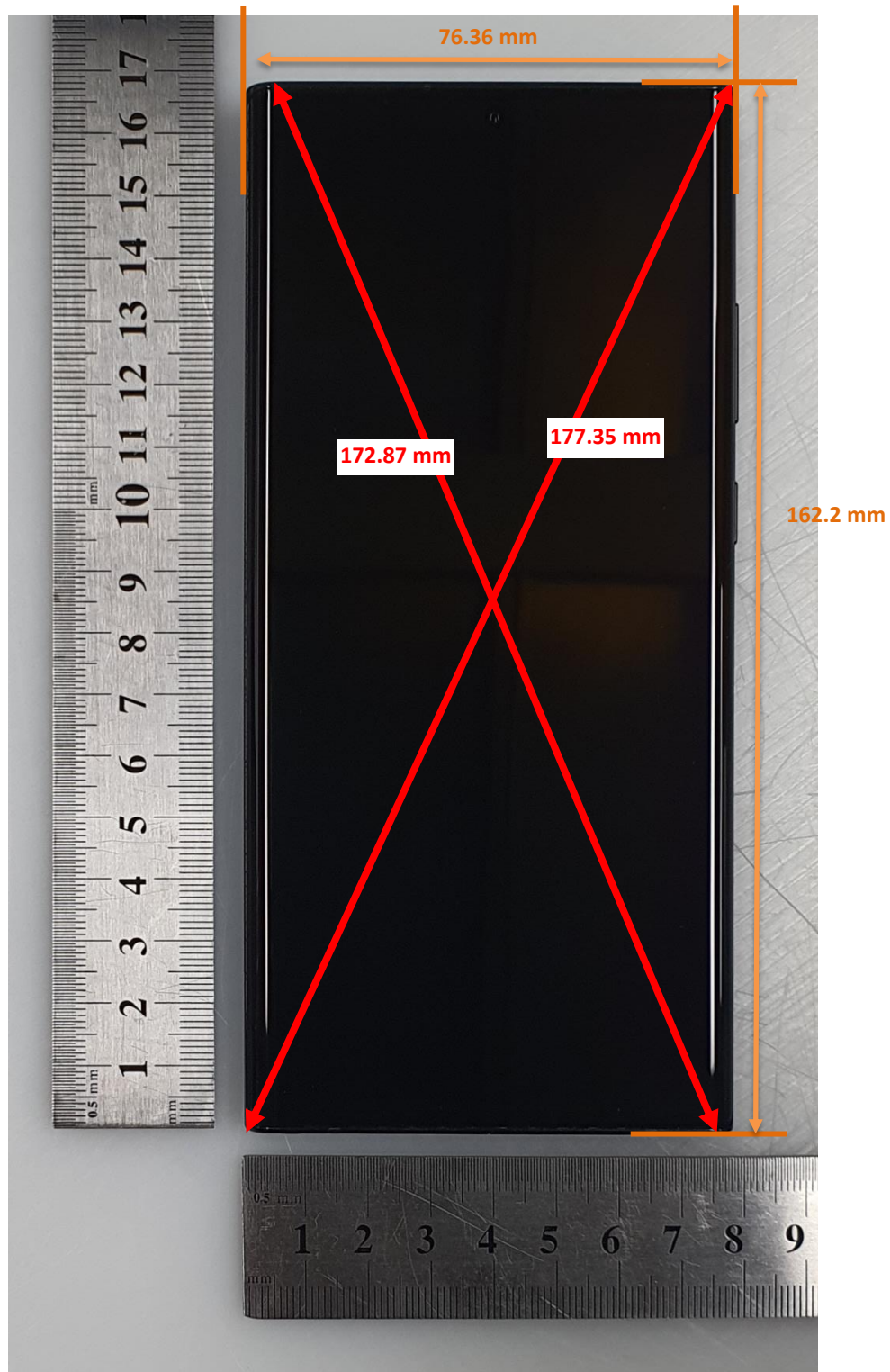


DUT and SAR Set-up Photos

Overall Dimensions



Front View of the DUT




Rear View of the DUT




Setup Photos

Handset Vertical and Horizontal Reference Lines




Head Exposure Conditions

Left Touch



Left Tilt (15°)



Right Touch



Right Tilt (15°)



Body-worn Accessory Exposure Conditions

Rear (15 mm)



Front (15 mm)




Hotspot Exposure Conditions


Rear (10 mm)



Front (10 mm)




Edge 1 (10 mm)



Edge 2 (10 mm)



Edge 3 (10 mm)




Edge 4 (10 mm)



Product Specific 10-g Exposure Conditions

Rear (0 mm)



Rear (8 mm)



Front (0 mm)



Front (7 mm)




Edge 1 (0 mm)



Edge 3 (0 mm)



Edge 3 (11 mm)



Edge 4 (0 mm)



Antenna Dimensions & Separation Distances

(Antennas and wireless bands were indicated only those applied to SAR test.)

- ① Main 1 Ant. (Tx&Rx)
GSM 850, GSM 1900
WCDMA Band II, IV, V
LTE B2, 4, 5, 12, 13, 17, 25, 26, 66

- ② Main 2 Ant. (Tx&Rx)
LTE B41

- ③ Wi-Fi Ant.1 (Tx&Rx)
2.4 GHz/BT

- ④ Wi-Fi Ant.1 (Tx&Rx)
5 GHz

- ⑤ Wi-Fi Ant.2 (Tx&Rx)
2.4 GHz/5GHz

