



1. Appendix: UNLICENSED BAND SETUP PHOTOS(Conducted Test)


1) CONDUCTED RF MEASUREMENT SETUP (DTS, UNII, BLE)




2) CONDUCTED RF MEASUREMENT SETUP (Bluetooth)



3) CONDUCTED RF MEASUREMENT SETUP (DFS)





4) CONDUCTED RF MEASUREMENT SETUP (NFC Stability)




2. Appendix: UNLICENSED BAND SETUP PHOTOS(Radiated Test)

1) RADIATED RF MEASUREMENT SETUP (BELOW 1 GHz)



2) RADIATED RF MEASUREMENT SETUP (ABOVE 1 GHz)

ABOVE 1 GHz FRONT TEST PHOTO




ABOVE 1 GHz REAR TEST PHOTO




3) RADIATED RF MEASUREMENT SETUP (NFC)

FACE OFF TEST PHOTO




FACE ON TEST PHOTO




4) RADIATED RF MEASUREMENT SETUP (WPT)

FACE OFF FRONT TEST PHOTO(With Adapter)




FACE ON REAR TEST PHOTO(With Adapter)




5) RADIATED RF MEASUREMENT SETUP (UWB)



UWB RSE FRONT TEST PHOTO(50cm)




UWB RSE REAR TEST PHOTO(50cm)





6) RADIATED RF MEASUREMENT SET-UP (Axis)




Z AXIS PHOTO




7) AC LINE CONDUCTED MEASUREMENT SETUP



AC LINE CONDUCTED FRONT TEST PHOTO(WPT)



AC LINE CONDUCTED REAR TEST PHOTO(WPT)



END OF TEST PHOTO