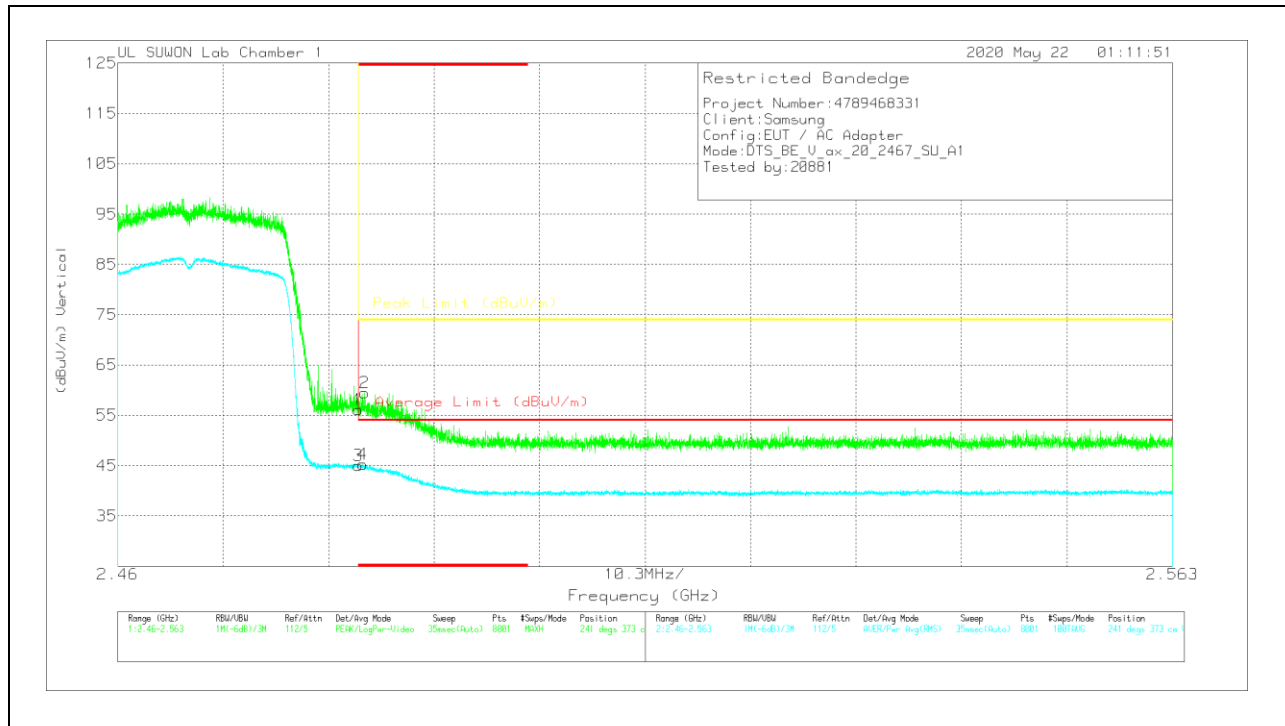


VERTICAL RESULT



Trace Markers

Marker	Frequency (GHz)	Meter Reading (dBuV)	Det	3117_00168717	10dB_ATT[dB]	DC Corr (dB)	Corrected Reading (dBuV/m)	Average Limit (dBuV/m)	Margin (dB)	Peak Limit (dBuV/m)	PK Margin (dB)	Azimuth (Degs)	Height (cm)	Polarity
1	* 2.48351	49.42	Pk	31.9	-25.2	0	56.12	-	-	74	-17.88	241	373	V
2	* 2.48413	52.68	Pk	31.9	-25.1	0	59.48	-	-	74	-14.52	241	373	V
3	* 2.48351	38.14	RMS	31.9	-25.2	.21	45.05	54	-8.95	-	-	241	373	V
4	* 2.48391	38.31	RMS	31.9	-25.2	.21	45.22	54	-8.78	-	-	241	373	V

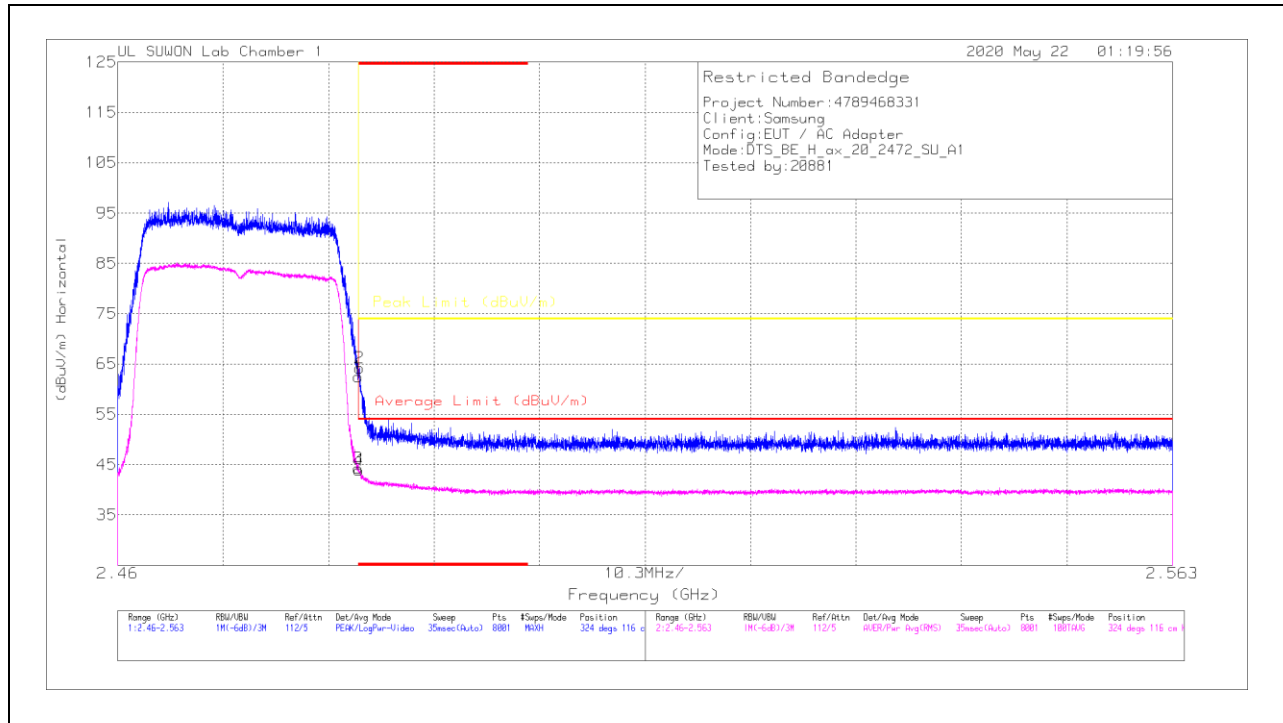
* - indicates frequency in CFR47 Pt 15 / IC RSS-Restricted Band

Pk - Peak detector

RMS - RMS detection

BANDEDGE (HIGH CHANNEL, CH 13)

HORIZONTAL RESULT



Trace Markers

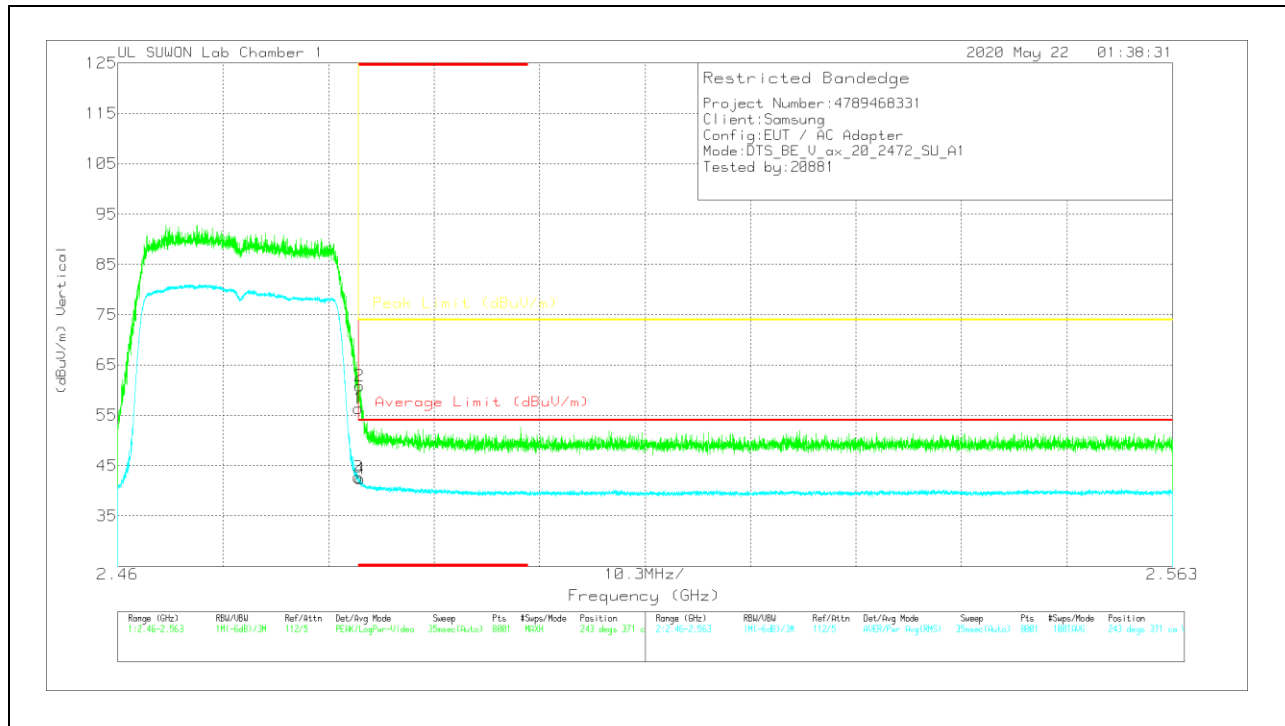
Marker	Frequency (GHz)	Meter Reading (dBuV)	Det	3117_00168717	10dB_ATT(dB)	DC Corr (dB)	Corrected Reading (dBuV/m)	Average Limit (dBuV/m)	Margin (dB)	Peak Limit (dBuV/m)	PK Margin (dB)	Azimuth (Degs)	Height (cm)	Polarity
1	* 2.48351	55.74	Pk	31.9	-25.2	0	62.44	-	-	74	-11.56	324	116	H
2	* 2.48361	57.48	Pk	31.9	-25.2	0	64.18	-	-	74	-9.82	324	116	H
3	* 2.48351	37.39	RMS	31.9	-25.2	.21	44.3	54	-9.7	-	-	324	116	H
4	* 2.48354	36.94	RMS	31.9	-25.2	.21	43.85	54	-10.15	-	-	324	116	H

* - indicates frequency in CFR47 Pt 15 / IC RSS-Restricted Band

Pk - Peak detector

RMS - RMS detection

VERTICAL RESULT



Trace Markers

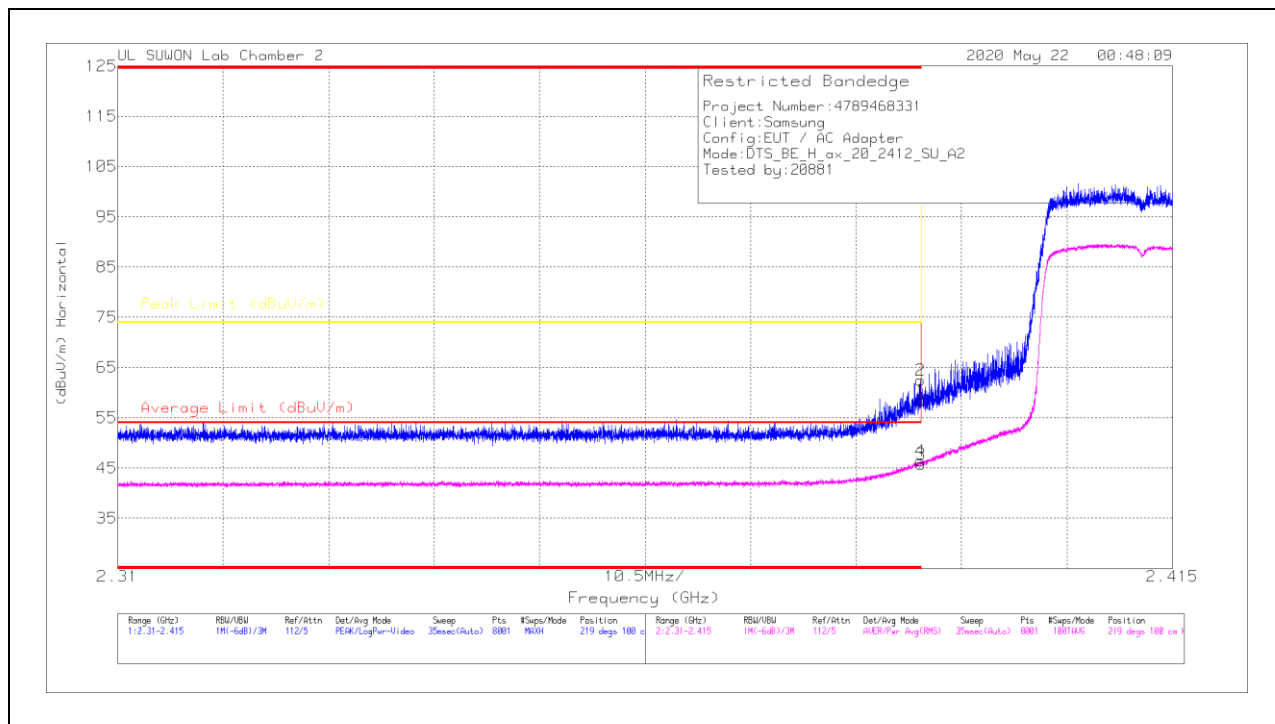
Marker	Frequency (GHz)	Meter Reading (dBuV)	Det	3117_00168717	10dB_ATT[dB]	DC Corr (dB)	Corrected Reading (dBuV/m)	Average Limit (dBuV/m)	Margin (dB)	Peak Limit (dBuV/m)	PK Margin (dB)	Azimuth (Degs)	Height (cm)	Polarity
1	* 2.48351	49.7	Pk	31.9	-25.2	0	56.4	-	-	74	-17.6	243	371	V
2	* 2.48361	54.17	Pk	31.9	-25.2	0	60.87	-	-	74	-13.13	243	371	V
3	* 2.48351	35.81	RMS	31.9	-25.2	.21	42.72	54	-11.28	-	-	243	371	V
4	* 2.4837	35.44	RMS	31.9	-25.2	.21	42.35	54	-11.65	-	-	243	371	V

* - indicates frequency in CFR47 Pt 15 / IC RSS-Restricted Band
 Pk - Peak detector
 RMS - RMS detection

1TX Antenna 2

BANDEDGE (LOW CHANNEL, CH 1)

HORIZONTAL RESULT

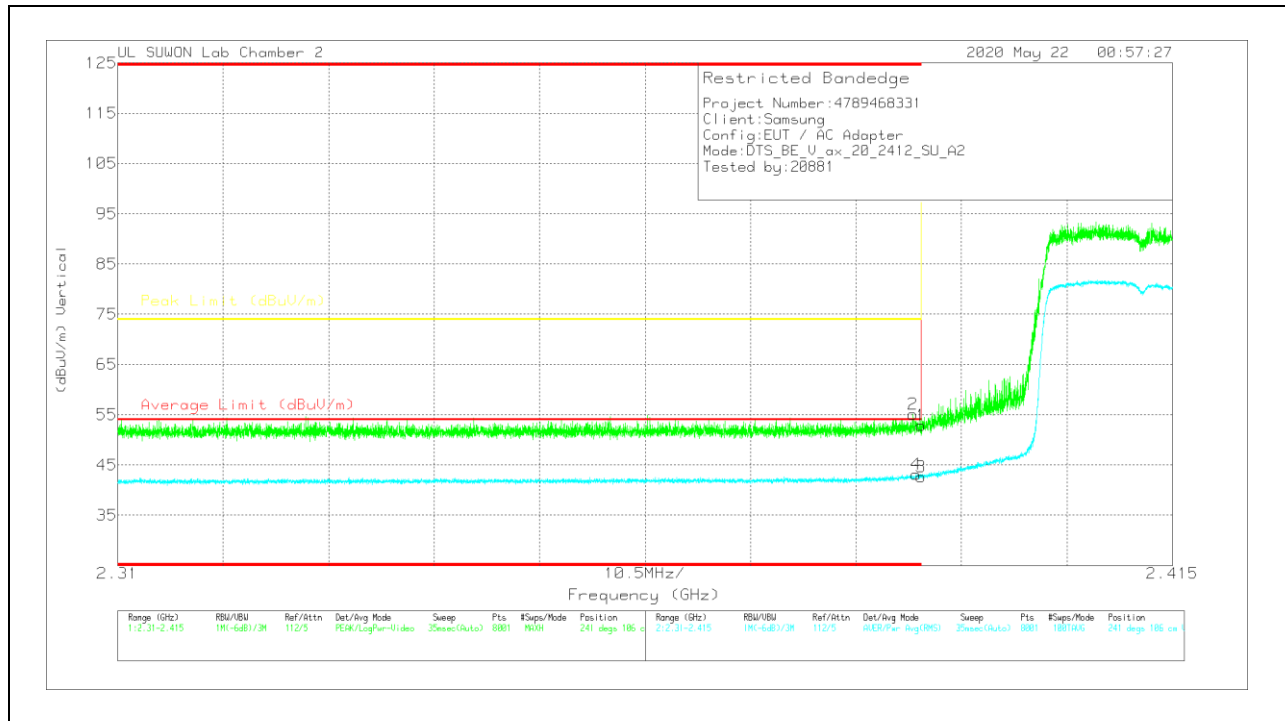


Trace Markers

Marker	Frequency (GHz)	Meter Reading (dBuV)	Det	3117_00168724	10dB_ATT[dB]	DC Corr (dB)	Corrected Reading (dBuV/m)	Average Limit (dBuV/m)	Margin (dB)	Peak Limit (dBuV/m)	PK Margin (dB)	Azimuth (Degs)	Height (cm)	Polarity
1	* 2.39	47.5	Pk	31.6	-20.6	0	58.5	-	-	74	-15.5	219	100	H
2	* 2.38991	51.5	Pk	31.6	-20.6	0	62.5	-	-	74	-11.5	219	100	H
3	* 2.39	34.6	RMS	31.6	-20.6	-21	45.81	54	-8.19	-	-	219	100	H
4	* 2.38993	35.2	RMS	31.6	-20.6	-21	46.41	54	-7.59	-	-	219	100	H

* - indicates frequency in CFR47 Pt 15 / IC RSS-Restricted Band
 Pk - Peak detector
 RMS - RMS detection

VERTICAL RESULT



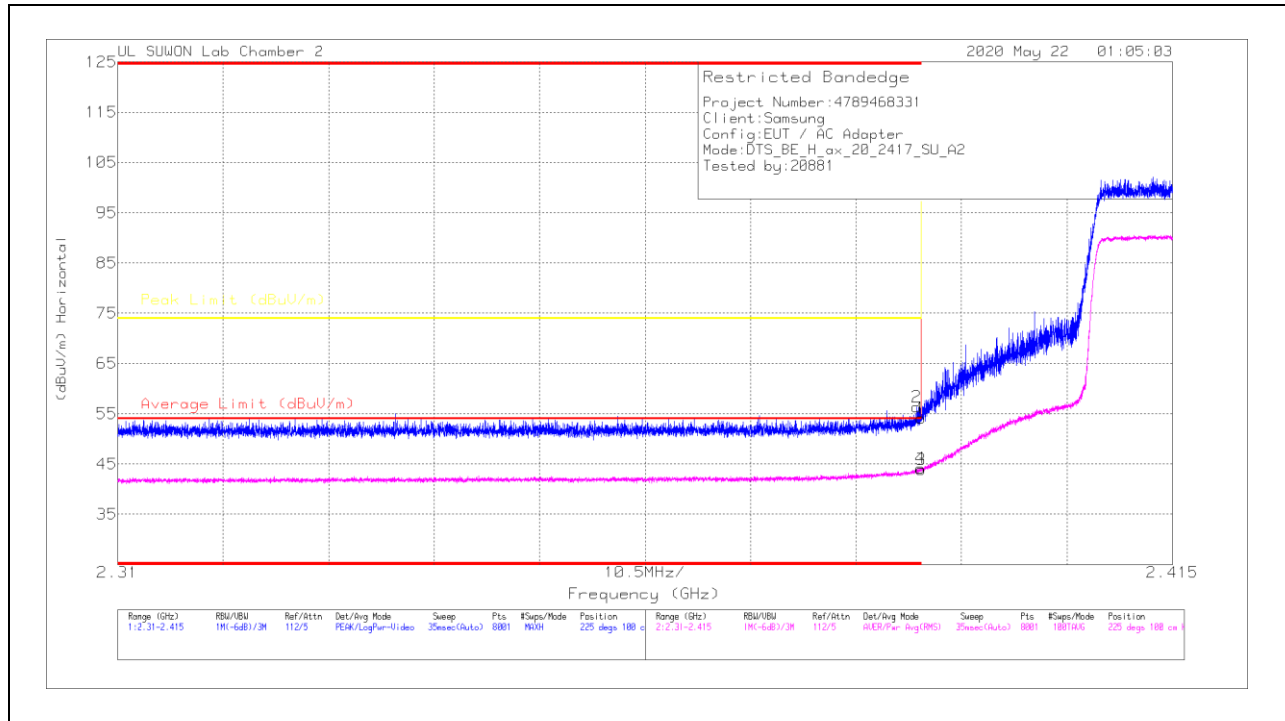
Trace Markers

Marker	Frequency (GHz)	Meter Reading (dBuV)	Det	3117_00168724	10dB_ATT[dB]	DC Corr (dB)	Corrected Reading (dBuV/m)	Average Limit (dBuV/m)	Margin (dB)	Peak Limit (dBuV/m)	PK Margin (dB)	Azimuth (Degs)	Height (cm)	Polarity
1	* 2.39	41.89	Pk	31.6	-20.6	0	52.89	-	-	74	-21.11	241	106	V
2	* 2.38916	44.15	Pk	31.6	-20.6	0	55.15	-	-	74	-18.85	241	106	V
3	* 2.39	31.39	RMS	31.6	-20.6	.21	42.6	54	-11.4	-	-	241	106	V
4	* 2.38946	31.94	RMS	31.6	-20.6	.21	43.15	54	-10.85	-	-	241	106	V

* - indicates frequency in CFR47 Pt 15 / IC RSS-Restricted Band
 Pk - Peak detector
 RMS - RMS detection

BANDEDGE (LOW CHANNEL, CH 2)

HORIZONTAL RESULT



Trace Markers

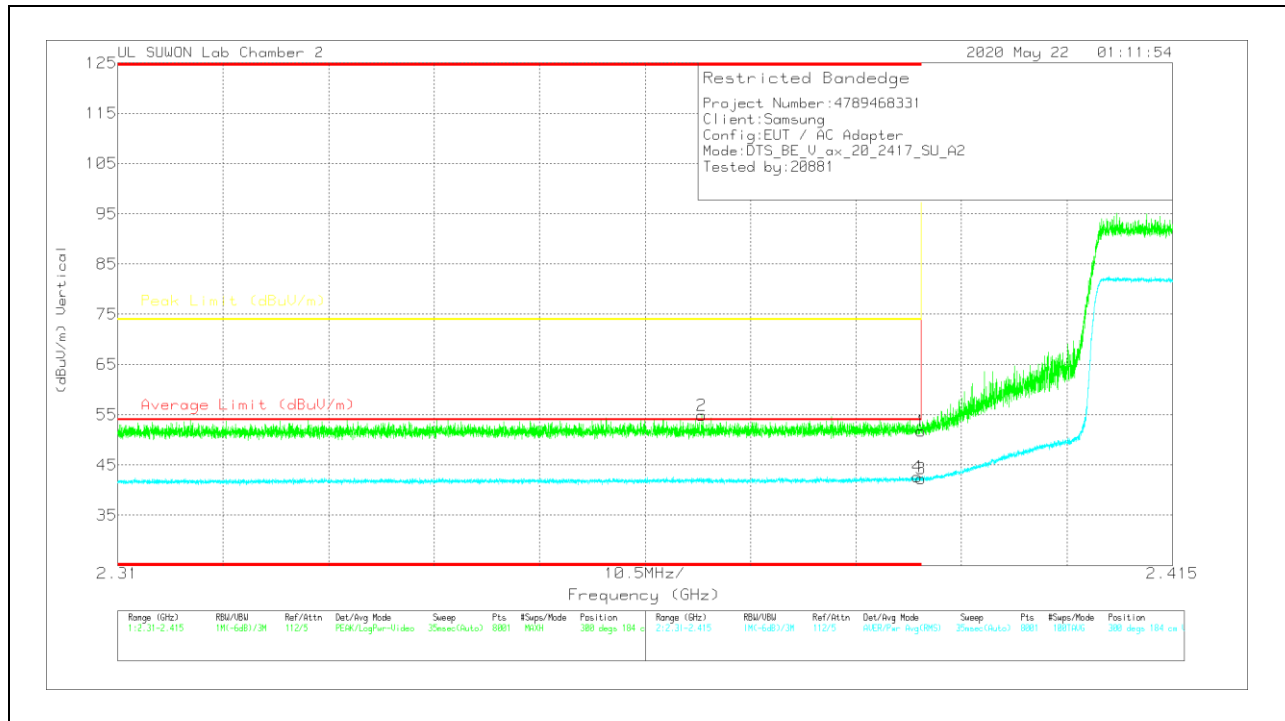
Marker	Frequency (GHz)	Meter Reading (dBuV)	Det	3117_00168724	10dB_ATT[dB]	DC Corr (dB)	Corrected Reading (dBuV/m)	Average Limit (dBuV/m)	Margin (dB)	Peak Limit (dBuV/m)	PK Margin (dB)	Altitude (Degs)	Height (cm)	Polarity
1	* 2.39	43.11	Pk	31.6	-20.6	0	54.11	-	-	74	-19.89	225	100	H
2	* 2.38956	45.33	Pk	31.6	-20.6	0	56.33	-	-	74	-17.67	225	100	H
3	* 2.39	32.66	RMS	31.6	-20.6	.21	43.87	54	-10.13	-	-	225	100	H
4	* 2.38989	32.96	RMS	31.6	-20.6	.21	44.17	54	-9.83	-	-	225	100	H

* - indicates frequency in CFR47 Pt 15 / IC RSS-Restricted Band

Pk - Peak detector

RMS - RMS detection

VERTICAL RESULT



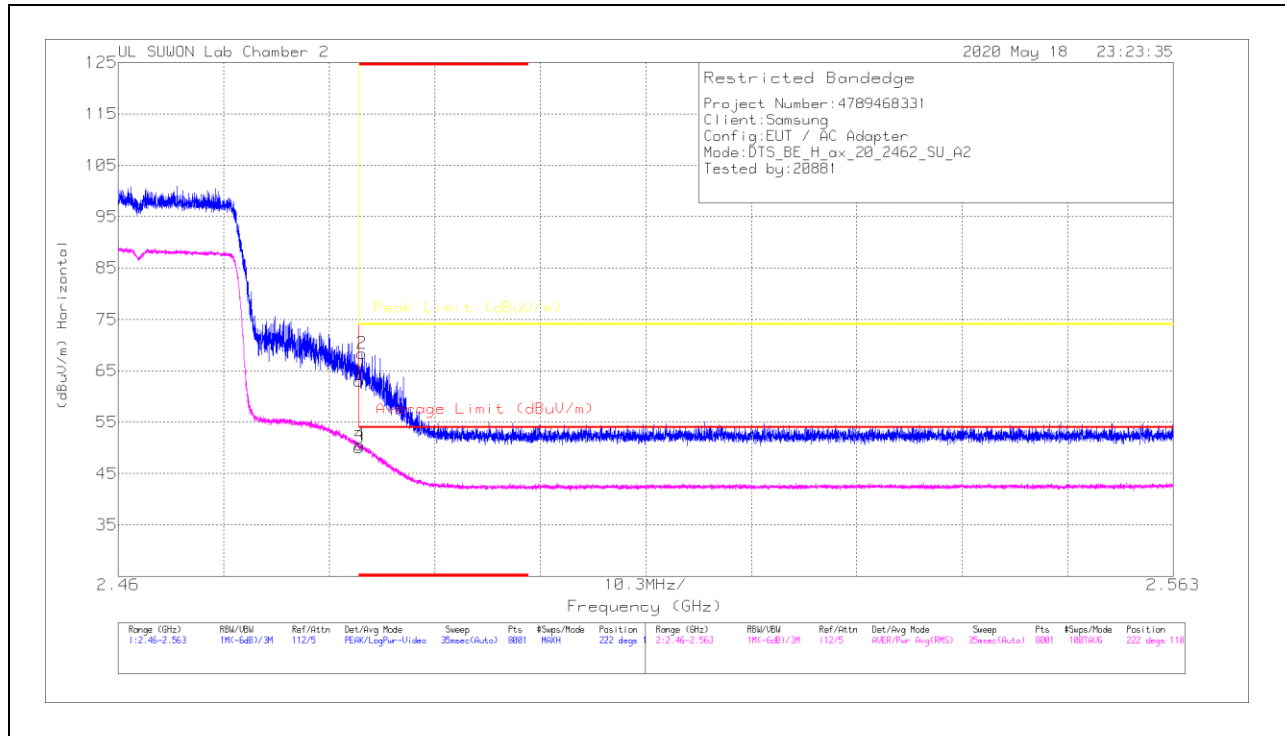
Trace Markers

Marker	Frequency (GHz)	Meter Reading (dBu/m)	Det	3117_00168724	10dB_ATT[dB]	DC Corr (dB)	Corrected Reading (dBu/m)	Average Limit (dBu/m)	Margin (dB)	Peak Limit (dBu/m)	PK Margin (dB)	Azimuth (Degs)	Height (cm)	Polarity
1	* 2.39	40.76	Pk	31.6	-20.6	0	51.76	-	-	74	-22.24	300	184	V
2	* 2.36812	43.86	Pk	31.6	-20.6	0	54.86	-	-	74	-19.14	300	184	V
3	* 2.39	31.05	RMS	31.6	-20.6	.21	42.26	54	-11.74	-	-	300	184	V
4	* 2.38963	31.43	RMS	31.6	-20.6	.21	42.64	54	-11.36	-	-	300	184	V

* - indicates frequency in CFR47 Pt 15 / IC RSS-Restricted Band
 Pk - Peak detector
 RMS - RMS detection

BANDEDGE (HIGH CHANNEL, CH 11)

HORIZONTAL RESULT

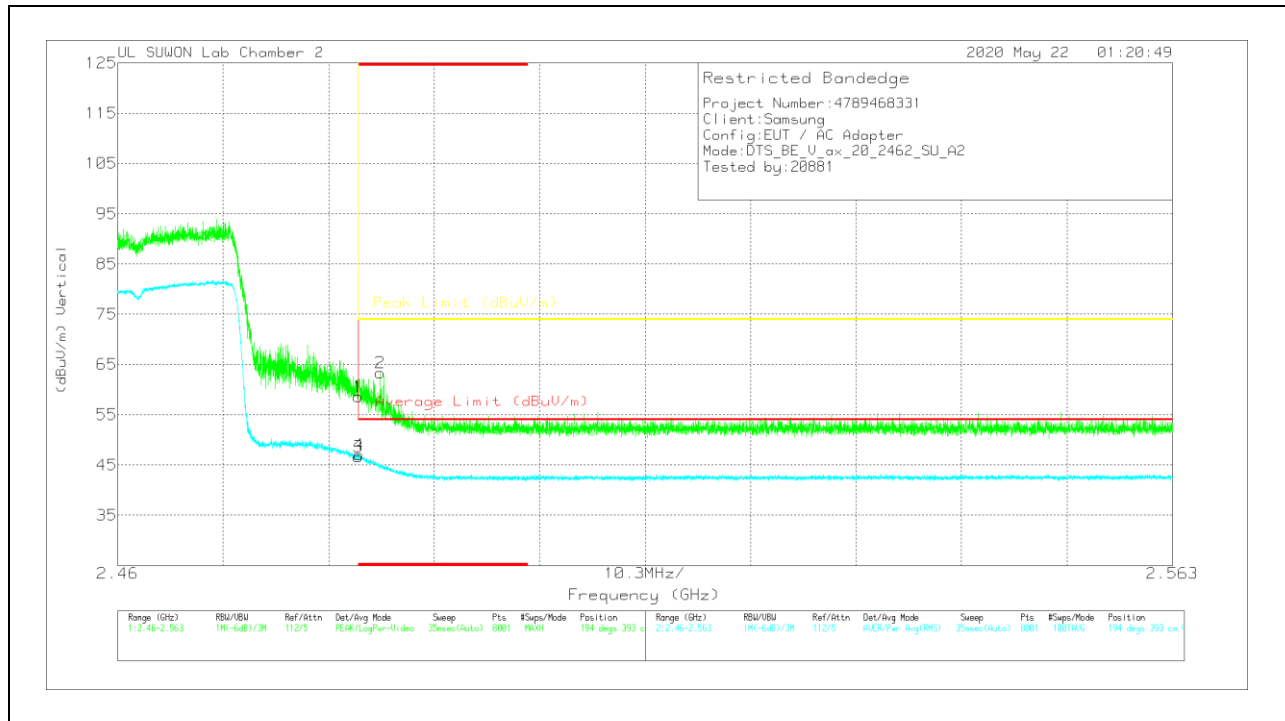


Trace Markers

Marker	Frequency (GHz)	Meter Reading (dBuV)	Det	3117_00168724	10dB_ATT(dB)	DC Corr (dB)	Corrected Reading (dBuV/m)	Average Limit (dBuV/m)	Margin (dB)	Peak Limit (dBuV/m)	PK Margin (dB)	Azimuth (Degs)	Height (cm)	Polarity
1	* 2.48351	51.52	Pk	31.9	-20.4	0	63.02	-	-	74	-10.98	222	118	H
2	* 2.48381	56.92	Pk	31.9	-20.4	0	68.42	-	-	74	-5.58	222	118	H
3	* 2.48351	38.37	RMS	31.9	-20.4	.21	50.08	54	-3.92	-	-	222	118	H
4	* 2.48359	38.88	RMS	31.9	-20.4	.21	50.59	54	-3.41	-	-	222	118	H

* - indicates frequency in CFR47 Pt 15 / IC RSS-Restricted Band
 Pk - Peak detector
 RMS - RMS detection

VERTICAL RESULT



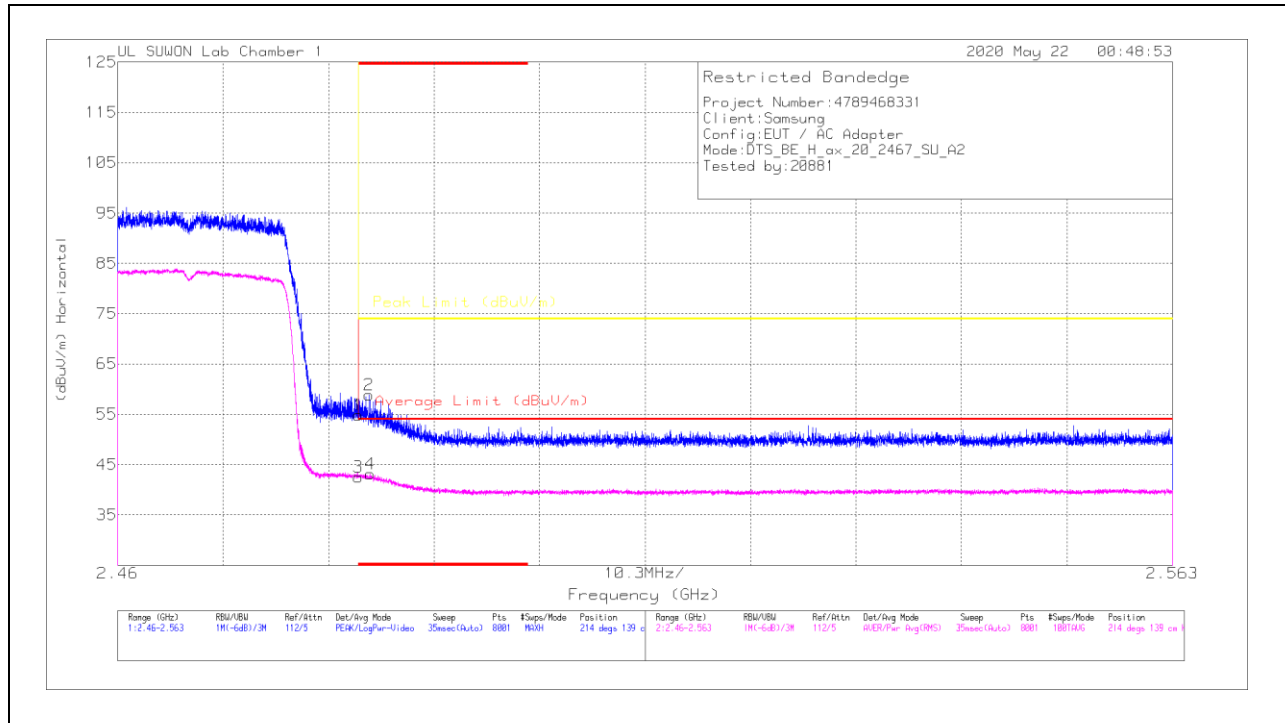
Trace Markers

Marker	Frequency (GHz)	Meter Reading (dBuV)	Det	3117_00168724	10dB_ATT[dB]	DC Corr (dB)	Corrected Reading (dBuV/m)	Average Limit (dBuV/m)	Margin (dB)	Peak Limit (dBuV/m)	PK Margin (dB)	Azimuth (Degs)	Height (cm)	Polarity
1	* 2.48351	47.08	Pk	31.9	-20.4	0	58.58	-	-	74	-15.42	194	393	V
2	* 2.48566	51.86	Pk	31.9	-20.4	0	63.36	-	-	74	-10.64	194	393	V
3	* 2.48351	34.91	RMS	31.9	-20.4	.21	46.62	54	-7.38	-	-	194	393	V
4	* 2.48355	35.29	RMS	31.9	-20.4	.21	47	54	-7	-	-	194	393	V

* - indicates frequency in CFR47 Pt 15 / IC RSS-Restricted Band
 Pk - Peak detector
 RMS - RMS detection

BANDEDGE (HIGH CHANNEL, CH 12)

HORIZONTAL RESULT



Trace Markers

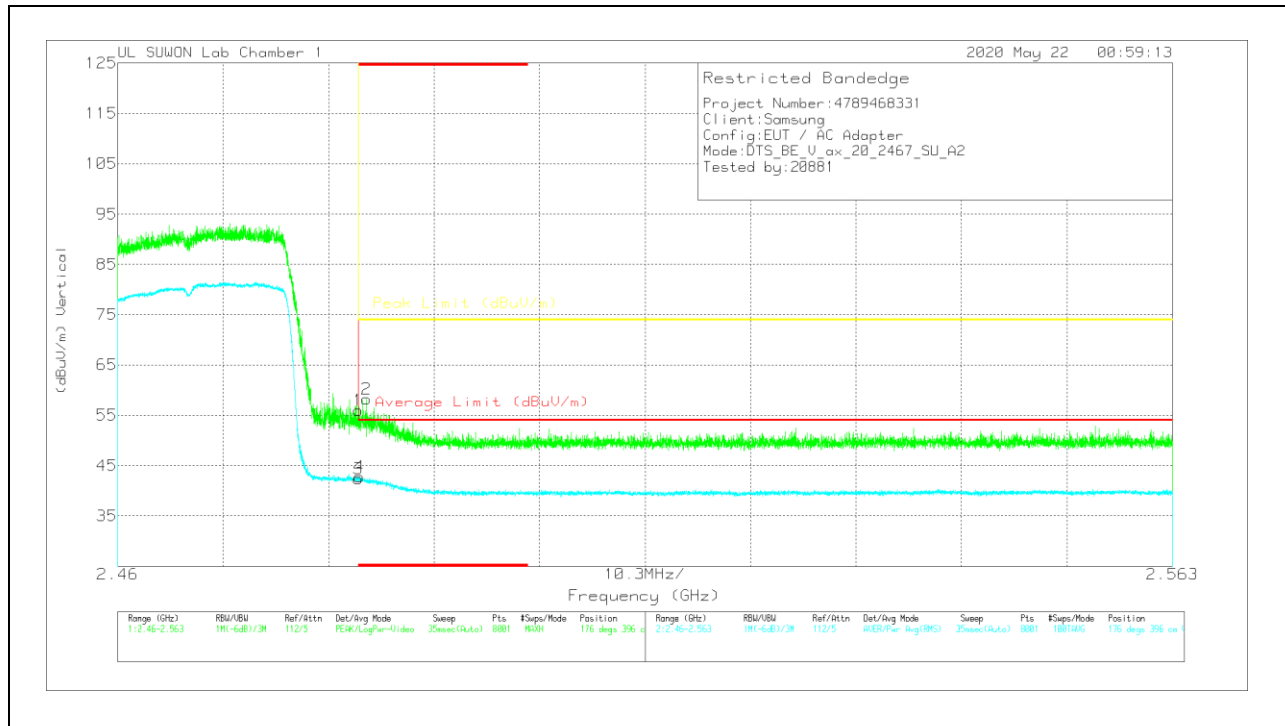
Marker	Frequency (GHz)	Meter Reading (dBuV)	Det	3117_00168717	10dB_ATT[dB]	DC Corr (dB)	Corrected Reading (dBuV/m)	Average Limit (dBuV/m)	Margin (dB)	Peak Limit (dBuV/m)	PK Margin (dB)	Azimuth (Degs)	Height (cm)	Polarity
1	* 2.48351	48.13	Pk	31.9	-25.2	0	54.83	-	-	74	-19.17	214	139	H
2	* 2.48455	52.18	Pk	31.9	-25.2	0	58.88	-	-	74	-15.12	214	139	H
3	* 2.48351	35.66	RMS	31.9	-25.2	.21	42.57	54	-11.43	-	-	214	139	H
4	* 2.48468	36.22	RMS	31.9	-25.2	.21	43.13	54	-10.87	-	-	214	139	H

* - indicates frequency in CFR47 Pt 15 / IC RSS-Restricted Band

Pk - Peak detector

RMS - RMS detection

VERTICAL RESULT



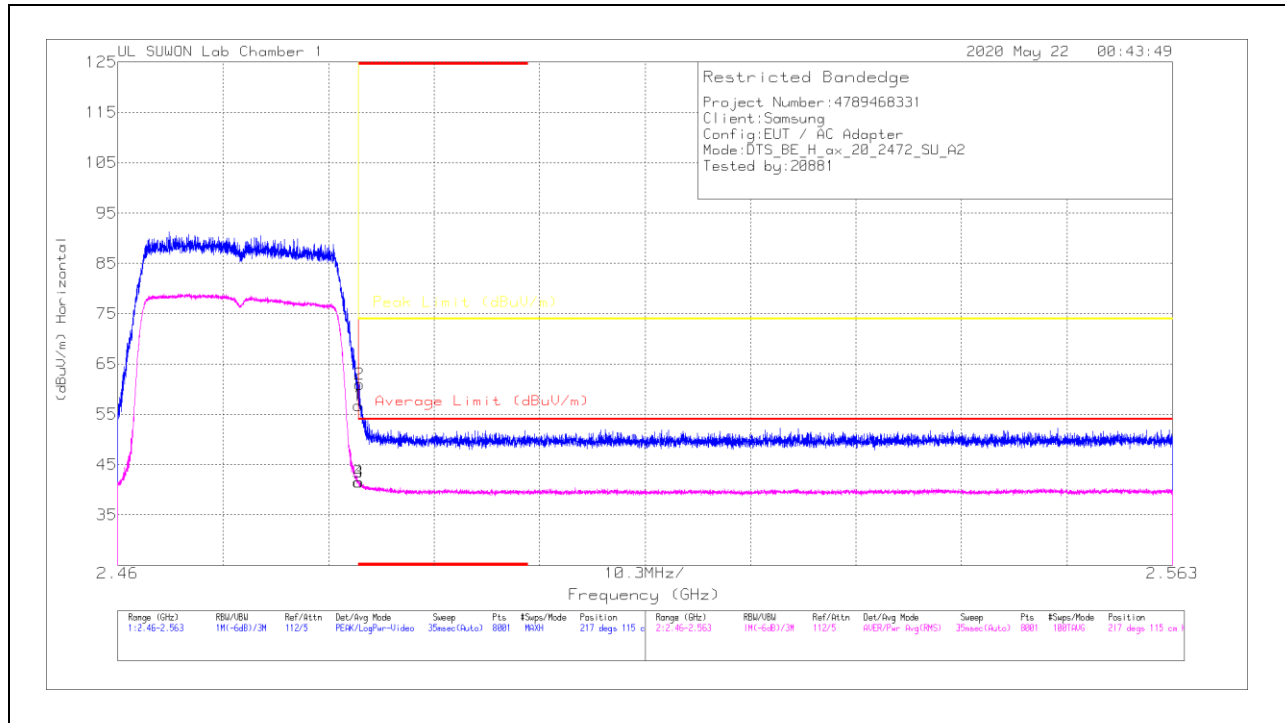
Trace Markers

Marker	Frequency (GHz)	Meter Reading (dBuV)	Det	3117_00168717	10dB_ATT[dB]	DC Corr (dB)	Corrected Reading (dBuV/m)	Average Limit (dBuV/m)	Margin (dB)	Peak Limit (dBuV/m)	PK Margin (dB)	Azimuth (Degs)	Height (cm)	Polarity
1	* 2.48351	49.3	Pk	31.9	-25.2	0	56	-	-	74	-18	176	396	V
2	* 2.48427	51.39	Pk	31.9	-25.1	0	58.19	-	-	74	-15.81	176	396	V
3	* 2.48351	35.52	RMS	31.9	-25.2	.21	42.43	54	-11.57	-	-	176	396	V
4	* 2.48359	35.82	RMS	31.9	-25.2	.21	42.73	54	-11.27	-	-	176	396	V

* - indicates frequency in CFR47 Pt 15 / IC RSS-Restricted Band
 Pk - Peak detector
 RMS - RMS detection

BANDEDGE (HIGH CHANNEL, CH 13)

HORIZONTAL RESULT



Trace Markers

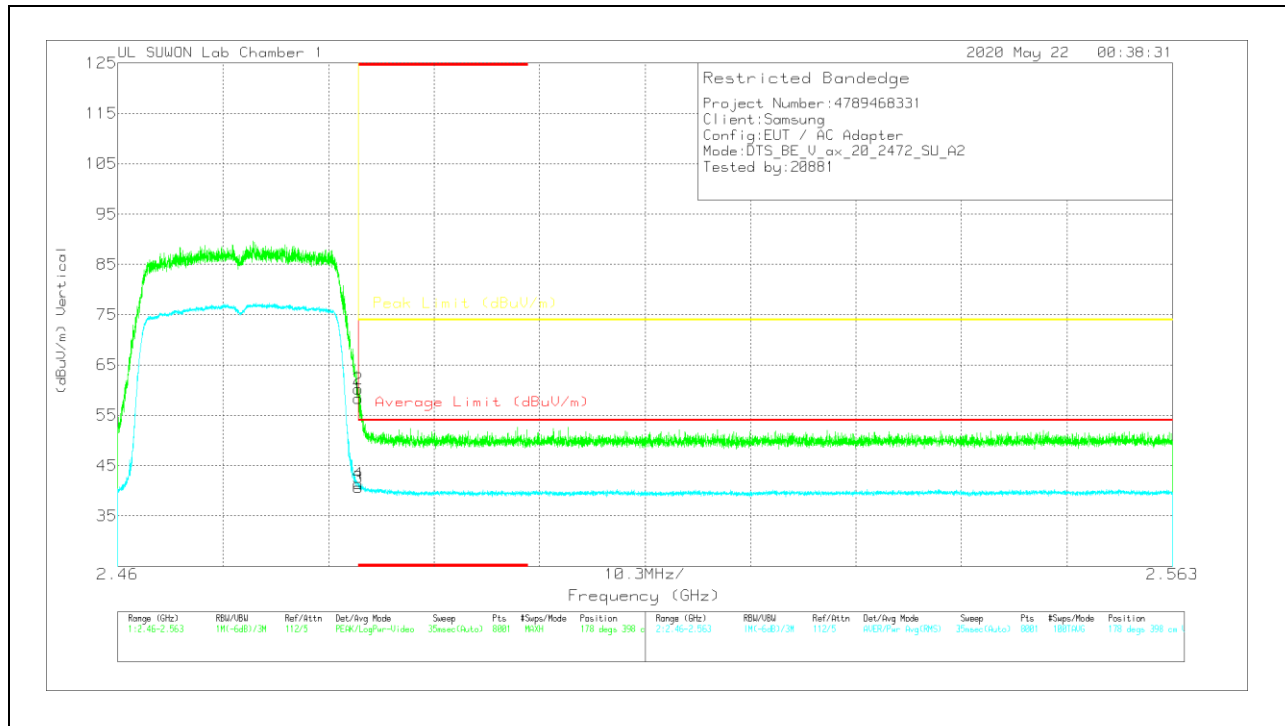
Marker	Frequency (GHz)	Meter Reading (dBuV)	Det	3117_00168717	10dB_ATT[dB]	DC Corr (dB)	Corrected Reading (dBuV/m)	Average Limit (dBuV/m)	Margin (dB)	Peak Limit (dBuV/m)	PK Margin (dB)	Azimuth (Degs)	Height (cm)	Polarity
1	* 2.48351	50.06	Pk	31.9	-25.2	0	56.76	-	-	74	-17.24	217	115	H
2	* 2.48361	54.26	Pk	31.9	-25.2	0	60.96	-	-	74	-13.04	217	115	H
3	* 2.48351	34.66	RMS	31.9	-25.2	.21	41.57	54	-12.43	-	-	217	115	H
4	* 2.48354	34.65	RMS	31.9	-25.2	.21	41.56	54	-12.44	-	-	217	115	H

* - indicates frequency in CFR47 Pt 15 / IC RSS-Restricted Band

Pk - Peak detector

RMS - RMS detection

VERTICAL RESULT



Trace Markers

Marker	Frequency (GHz)	Meter Reading (dBuV)	Det	3117_00168717	10dB_ATT[dB]	DC Corr (dB)	Corrected Reading (dBuV/m)	Average Limit (dBuV/m)	Margin (dB)	Peak Limit (dBuV/m)	PK Margin (dB)	Azimuth (Degs)	Height (cm)	Polarity
1	* 2.48351	51.7	Pk	31.9	-25.2	0	58.4	-	-	74	-15.6	178	398	V
2	* 2.48352	53.56	Pk	31.9	-25.2	0	60.26	-	-	74	-13.74	178	398	V
3	* 2.48351	33.7	RMS	31.9	-25.2	.21	40.61	54	-13.39	-	-	178	398	V
4	* 2.48352	34.46	RMS	31.9	-25.2	.21	41.37	54	-12.63	-	-	178	398	V

* - indicates frequency in CFR47 Pt 15 / IC RSS-Restricted Band

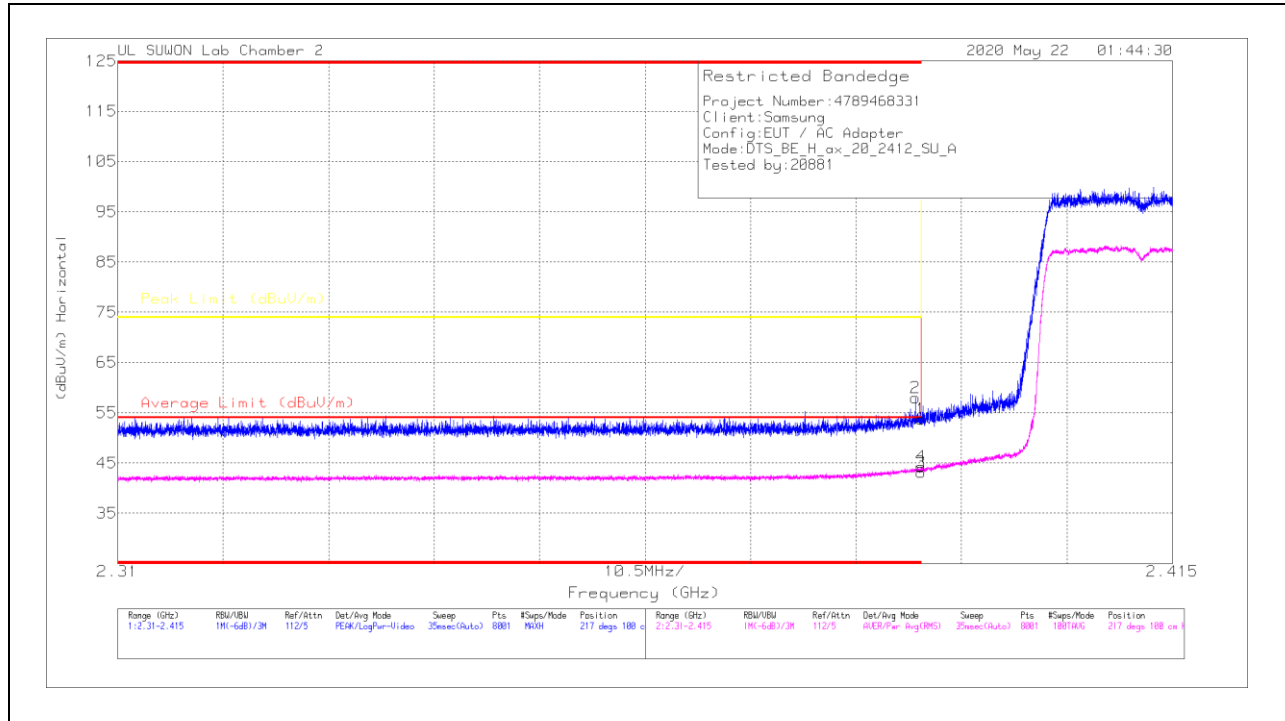
Pk - Peak detector

RMS - RMS detection

2TX Antenna 1 + Antenna 2 MODE

BANDEDGE (LOW CHANNEL, CH 1)

HORIZONTAL RESULT

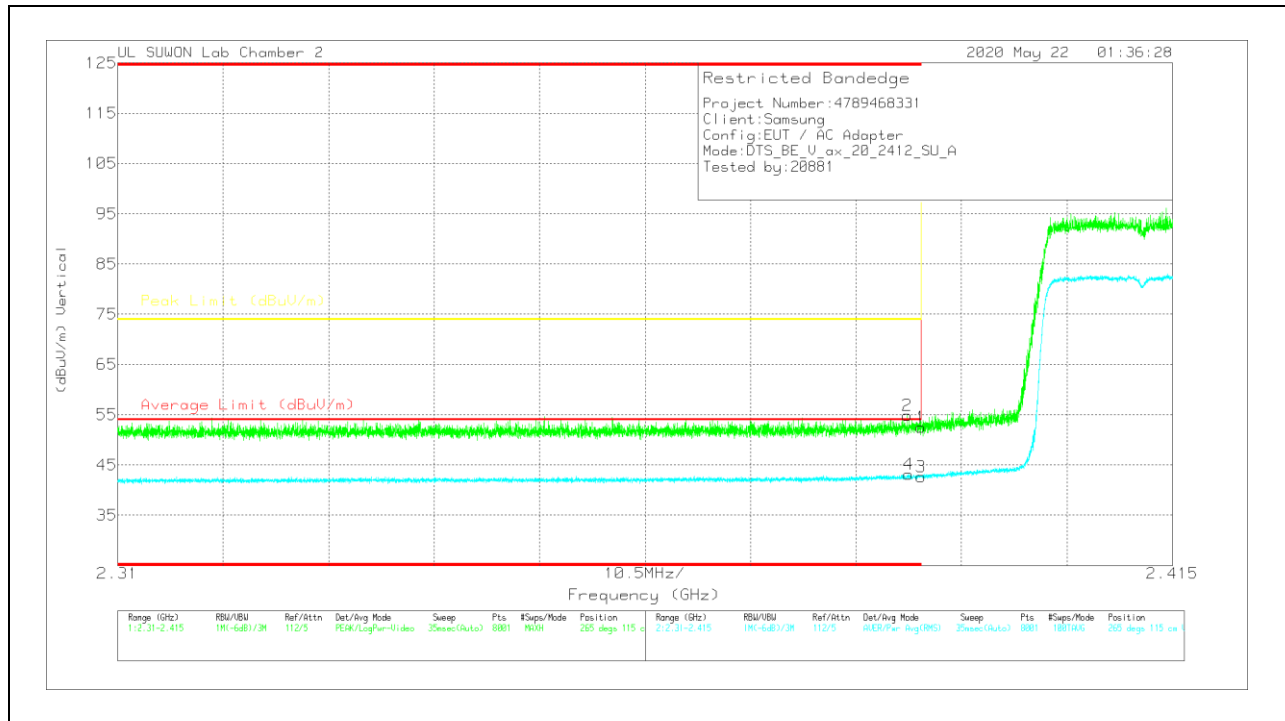


Trace Markers

Marker	Frequency (GHz)	Meter Reading (dBuV)	Det	3117_00168724	10dB_ATT[dB]	DC Corr (dB)	Corrected Reading (dBuV/m)	Average Limit (dBuV/m)	Margin (dB)	Peak Limit (dBuV/m)	PK Margin (dB)	Azimuth (Degs)	Height (cm)	Polarity
1	* 2.39	42.7	Pk	31.6	-20.6	0	53.7	-	-	74	-20.3	217	100	H
2	* 2.38941	47.03	Pk	31.6	-20.6	0	58.03	-	-	74	-15.97	217	100	H
3	* 2.39	31.76	RMS	31.6	-20.6	-.4	43.16	54	-10.84	-	-	217	100	H
4	* 2.38996	32.82	RMS	31.6	-20.6	-.4	44.22	54	-9.78	-	-	217	100	H

* - indicates frequency in CFR47 Pt 15 / IC RSS-Restricted Band
 Pk - Peak detector
 RMS - RMS detection

VERTICAL RESULT



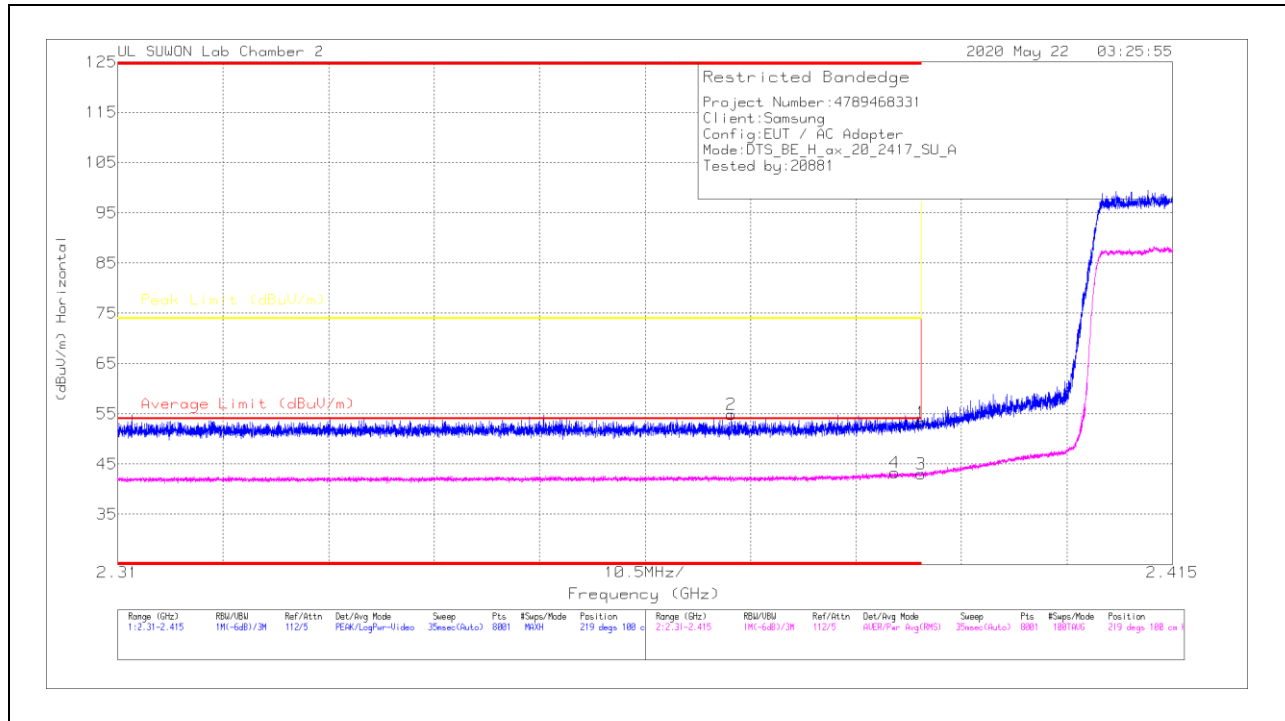
Trace Markers

Marker	Frequency (GHz)	Meter Reading (dBuV)	Det	3117_00168724	10dB_ATT[dB]	DC Corr (dB)	Corrected Reading (dBuV/m)	Average Limit (dBuV/m)	Margin (dB)	Peak Limit (dBuV/m)	PK Margin (dB)	Azimuth (Degs)	Height (cm)	Polarity
1	* 2.39	41.51	Pk	31.6	-20.6	0	52.51	-	-	74	-21.49	265	115	V
2	* 2.38859	43.83	Pk	31.6	-20.6	0	54.83	-	-	74	-19.17	265	115	V
3	* 2.39	31.3	RMS	31.6	-20.6	-4	42.7	54	-11.3	-	-	265	115	V
4	* 2.38875	31.79	RMS	31.6	-20.6	-4	43.19	54	-10.81	-	-	265	115	V

* - indicates frequency in CFR47 Pt 15 / IC RSS-Restricted Band
 Pk - Peak detector
 RMS - RMS detection

BANDEDGE (LOW CHANNEL, CH 2)

HORIZONTAL RESULT



Trace Markers

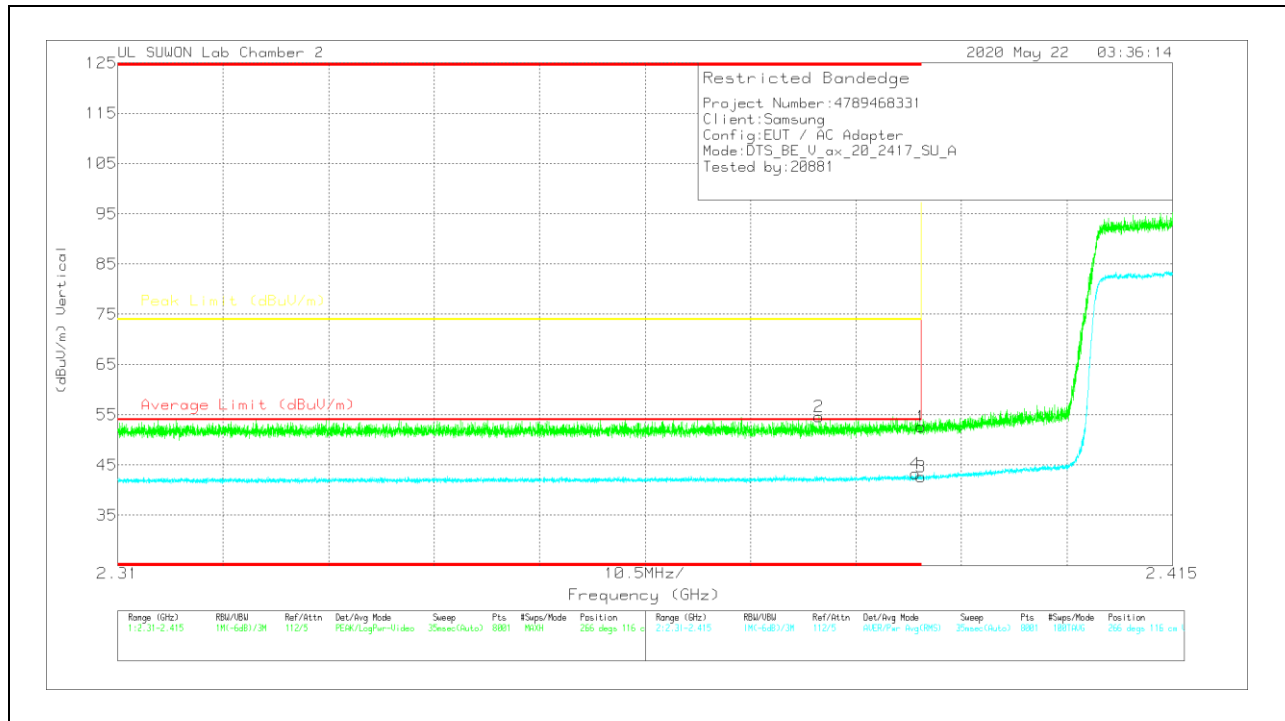
Marker	Frequency (GHz)	Meter Reading (dBuV)	Det	3117_00168724	10dB_ATT[dB]	DC Corr (dB)	Corrected Reading (dBuV/m)	Average Limit (dBuV/m)	Margin (dB)	Peak Limit (dBuV/m)	PK Margin (dB)	Altitude (Degs)	Height (cm)	Polarity
1	* 2.39	42.19	Pk	31.6	-20.6	0	53.19	-	-	74	-20.81	219	100	H
2	* 2.3711	43.95	Pk	31.6	-20.7	0	54.85	-	-	74	-19.15	219	100	H
3	* 2.39	31.58	RMS	31.6	-20.6	.4	42.98	54	-11.02	-	-	219	100	H
4	* 2.38739	31.93	RMS	31.6	-20.6	.4	43.33	54	-10.67	-	-	219	100	H

* - indicates frequency in CFR47 Pt 15 / IC RSS-Restricted Band

Pk - Peak detector

RMS - RMS detection

VERTICAL RESULT



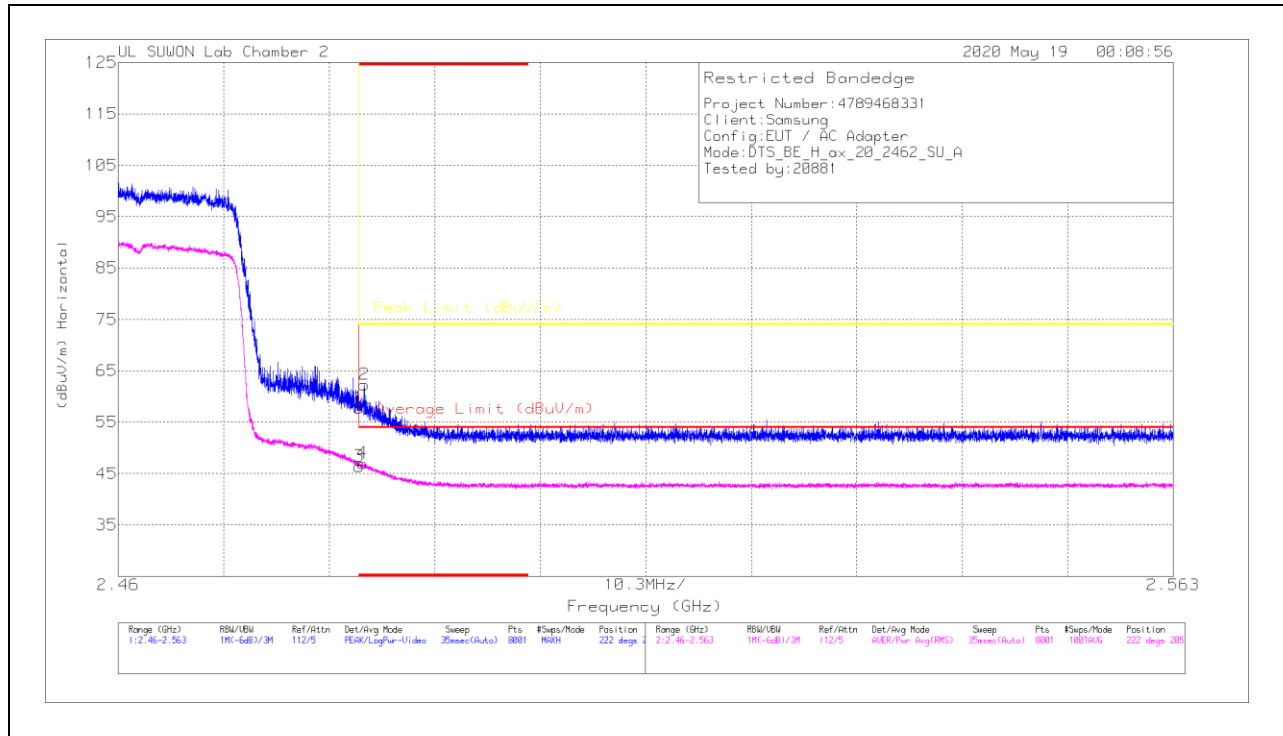
Trace Markers

Marker	Frequency (GHz)	Meter Reading (dBuV)	Det	3117_00168724	10dB_ATT[dB]	DC Corr (dB)	Corrected Reading (dBuV/m)	Average Limit (dBuV/m)	Margin (dB)	Peak Limit (dBuV/m)	PK Margin (dB)	Azimuth (Degs)	Height (cm)	Polarity
1	* 2.39	41.65	Pk	31.6	-20.6	0	52.65	-	-	74	-21.35	266	116	V
2	* 2.37983	43.62	Pk	31.6	-20.6	0	54.62	-	-	74	-19.38	266	116	V
3	* 2.39	31.25	RMS	31.6	-20.6	.4	42.65	54	-11.35	-	-	266	116	V
4	* 2.38945	31.82	RMS	31.6	-20.6	.4	43.22	54	-10.78	-	-	266	116	V

* - indicates frequency in CFR47 Pt 15 / IC RSS-Restricted Band
 Pk - Peak detector
 RMS - RMS detection

BANDEDGE (HIGH CHANNEL, CH 11)

HORIZONTAL RESULT

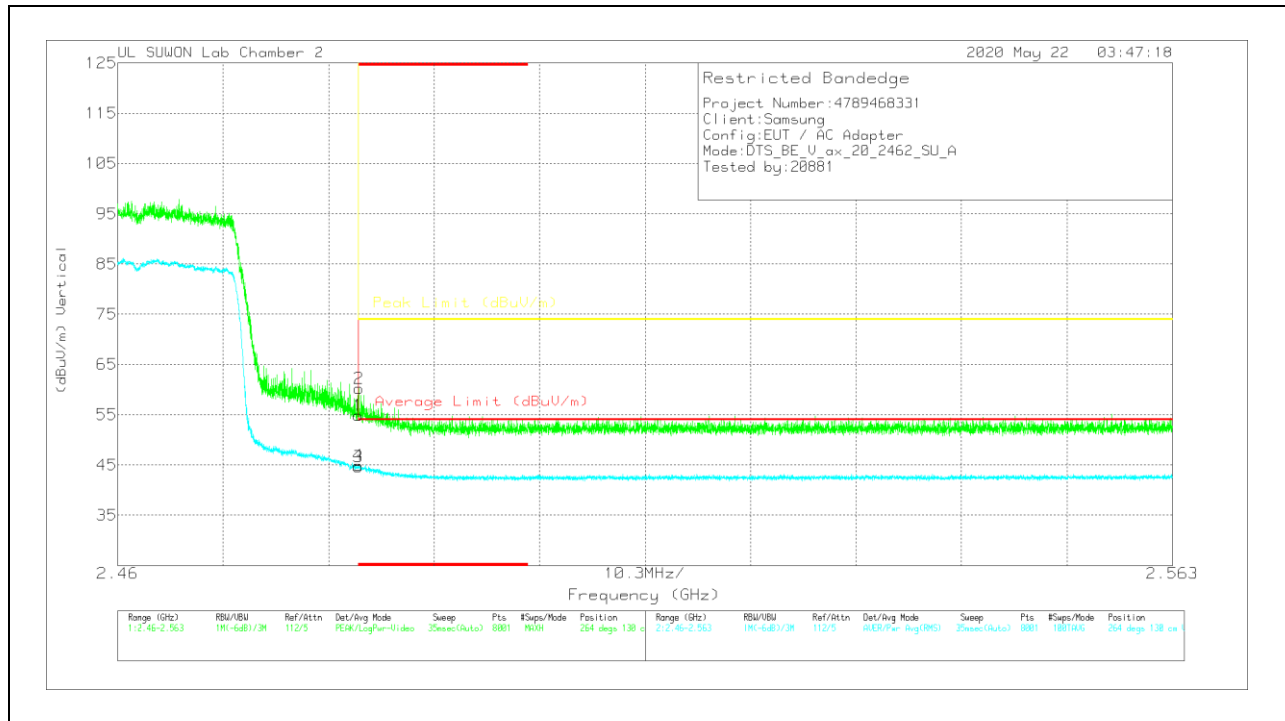


Trace Markers

Marker	Frequency (GHz)	Meter Reading (dBuV)	Det	3117_00168724	10dB_ATT[dB]	DC Corr (dB)	Corrected Reading (dBuV/m)	Average Limit (dBuV/m)	Margin (dB)	Peak Limit (dBuV/m)	PK Margin (dB)	Azimuth (Degs)	Height (cm)	Polarity
1	* 2.48351	46.26	Pk	31.9	-20.4	0	57.76	-	-	74	-16.24	222	205	H
2	* 2.48401	50.82	Pk	31.9	-20.4	0	62.32	-	-	74	-11.68	222	205	H
3	* 2.48351	34.52	RMS	31.9	-20.4	.4	46.42	54	-7.58	-	-	222	205	H
4	* 2.48386	35.12	RMS	31.9	-20.4	.4	47.02	54	-6.98	-	-	222	205	H

* - indicates frequency in CFR47 Pt 15 / IC RSS-Restricted Band
 Pk - Peak detector
 RMS - RMS detection

VERTICAL RESULT



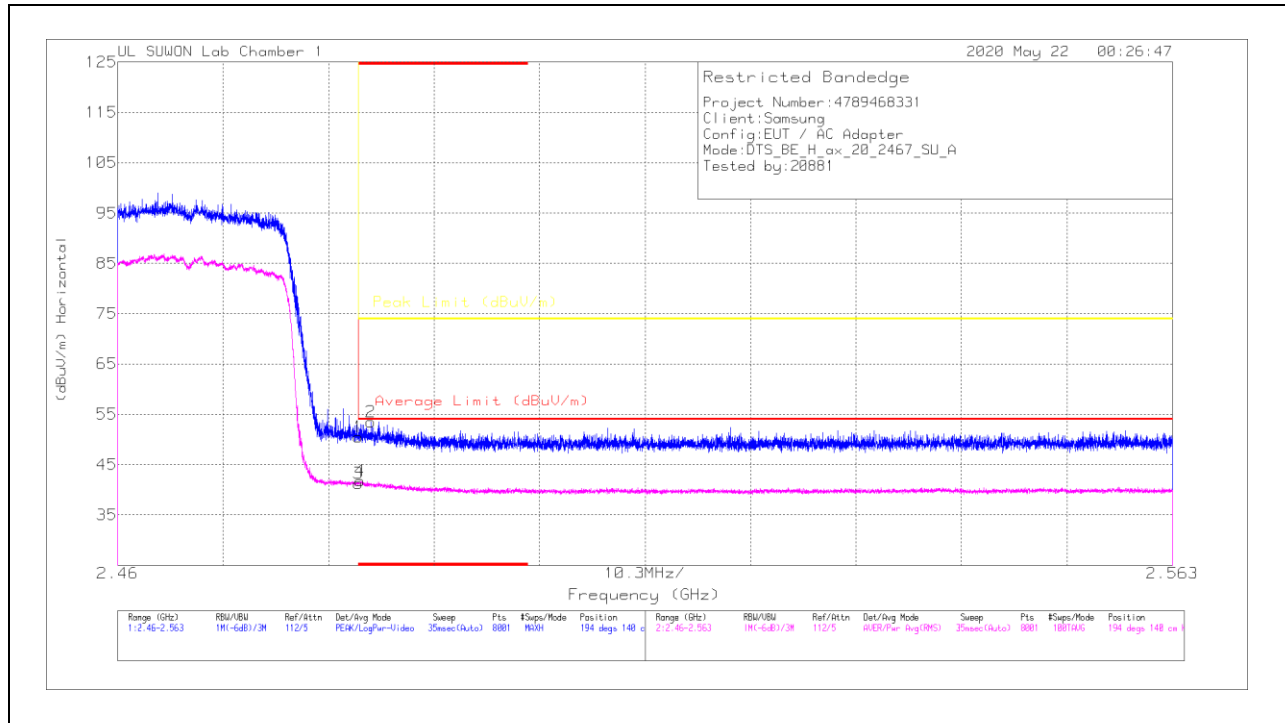
Trace Markers

Marker	Frequency (GHz)	Meter Reading (dBuV)	Det	3117_00168724	10dB_ATT[dB]	DC Corr (dB)	Corrected Reading (dBuV/m)	Average Limit (dBuV/m)	Margin (dB)	Peak Limit (dBuV/m)	PK Margin (dB)	Azimuth (Degs)	Height (cm)	Polarity
1	* 2.48351	43.41	Pk	31.9	-20.4	0	54.91	-	-	74	-19.09	264	130	V
2	* 2.48356	48.71	Pk	31.9	-20.4	0	60.21	-	-	74	-13.79	264	130	V
3	* 2.48351	32.71	RMS	31.9	-20.4	.4	44.61	54	-9.39	-	-	264	130	V
4	* 2.48352	32.96	RMS	31.9	-20.4	.4	44.86	54	-9.14	-	-	264	130	V

* - indicates frequency in CFR47 Pt 15 / IC RSS-Restricted Band
 Pk - Peak detector
 RMS - RMS detection

BANDEDGE (HIGH CHANNEL, CH 12)

HORIZONTAL RESULT



Trace Markers

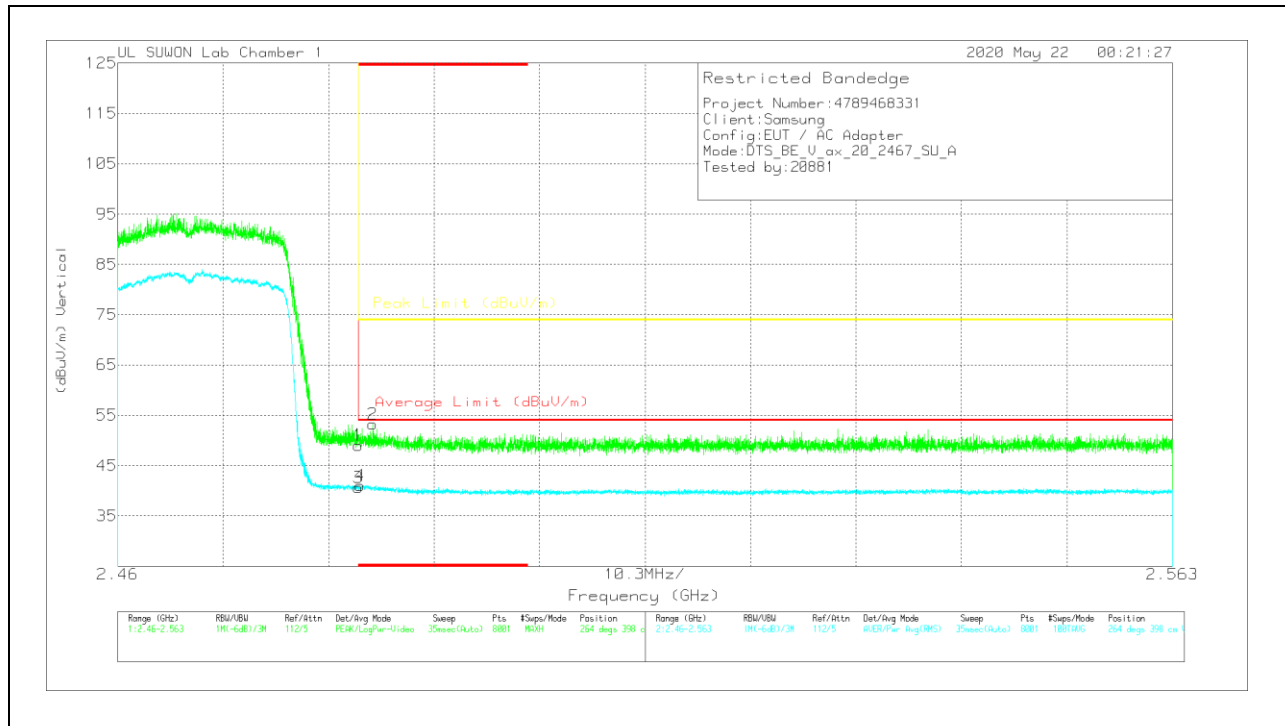
Marker	Frequency (GHz)	Meter Reading (dBuV)	Det	3117_00168717	10dB_ATT[dB]	DC Corr (dB)	Corrected Reading (dBuV/m)	Average Limit (dBuV/m)	Margin (dB)	Peak Limit (dBuV/m)	PK Margin (dB)	Azimuth (Degs)	Height (cm)	Polarity
1	* 2.48351	43.85	Pk	31.9	-25.2	0	50.55	-	-	74	-23.45	194	140	H
2	* 2.48471	46.85	Pk	31.9	-25.2	0	53.55	-	-	74	-20.45	194	140	H
3	* 2.48351	34.17	RMS	31.9	-25.2	-4	41.27	54	-12.73	-	-	194	140	H
4	* 2.48368	34.69	RMS	31.9	-25.2	-4	41.79	54	-12.21	-	-	194	140	H

* - indicates frequency in CFR47 Pt 15 / IC RSS-Restricted Band

Pk - Peak detector

RMS - RMS detection

VERTICAL RESULT



Trace Markers

Marker	Frequency (GHz)	Meter Reading (dBuV)	Det	3117_00168717	10dB_ATT[dB]	DC Corr (dB)	Corrected Reading (dBuV/m)	Average Limit (dBuV/m)	Margin (dB)	Peak Limit (dBuV/m)	PK Margin (dB)	Azimuth (Degs)	Height (cm)	Polarity
1	* 2.48351	42.37	Pk	31.9	-25.2	0	49.07	-	-	74	-24.93	264	398	V
2	* 2.48489	46.59	Pk	31.9	-25.2	0	53.29	-	-	74	-20.71	264	398	V
3	* 2.48351	33.59	RMS	31.9	-25.2	.4	40.69	54	-13.31	-	-	264	398	V
4	* 2.48366	33.94	RMS	31.9	-25.2	.4	41.04	54	-12.96	-	-	264	398	V

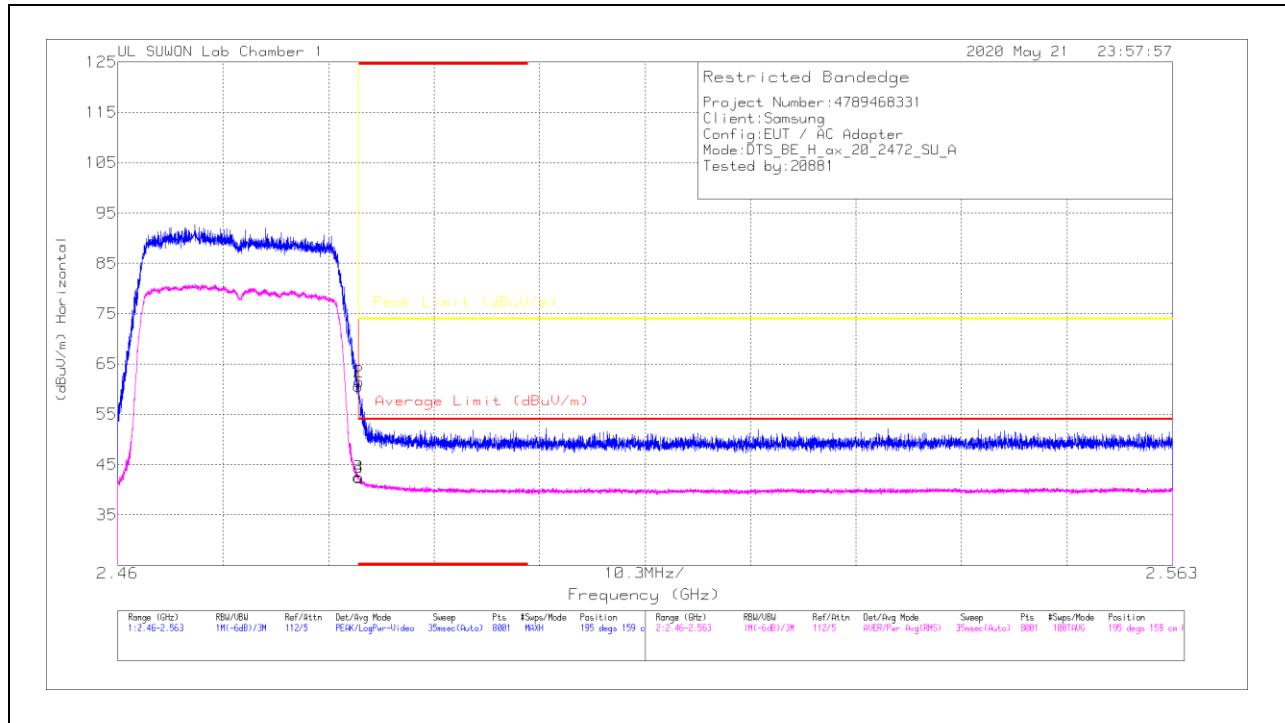
* - indicates frequency in CFR47 Pt 15 / IC RSS-Restricted Band

Pk - Peak detector

RMS - RMS detection

BANDEDGE (HIGH CHANNEL, CH 13)

HORIZONTAL RESULT



Trace Markers

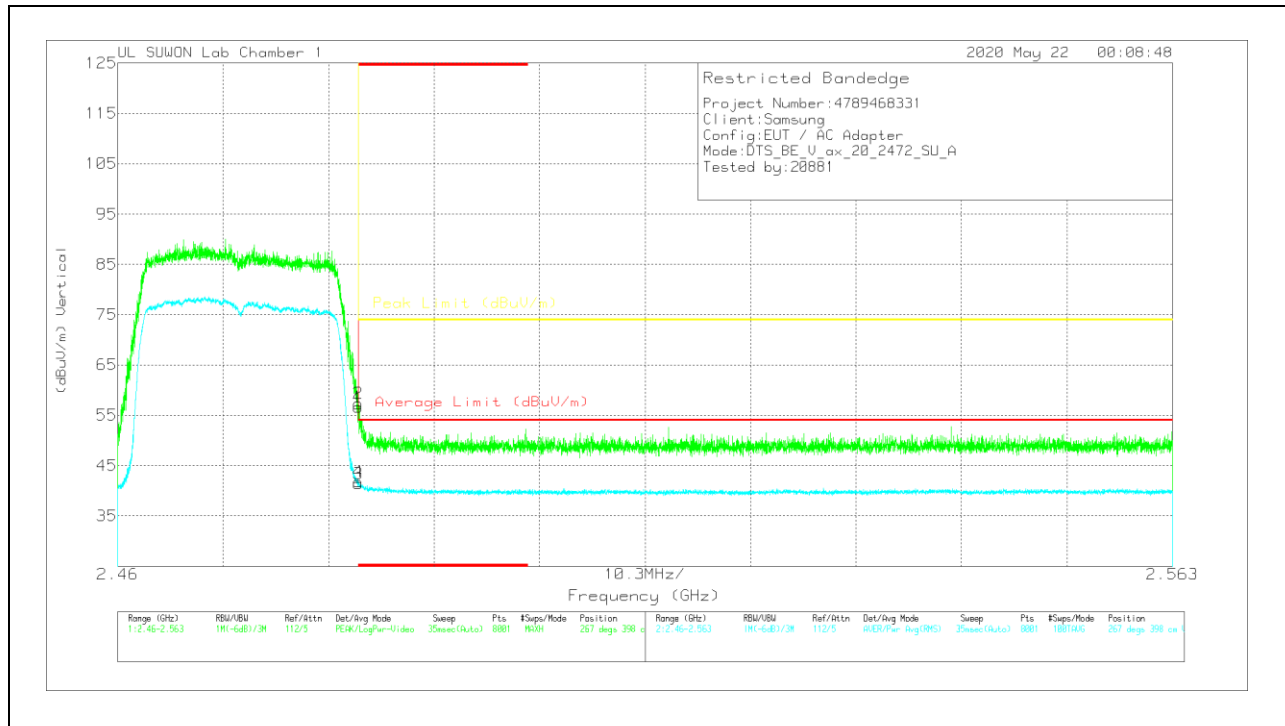
Marker	Frequency (GHz)	Meter Reading (dBuV)	Det	3117_00168717	10dB_ATT(dB)	DC Corr (dB)	Corrected Reading (dBuV/m)	Average Limit (dBuV/m)	Margin (dB)	Peak Limit (dBuV/m)	PK Margin (dB)	Azimuth (Degs)	Height (cm)	Polarity
1	* 2.48351	53.88	Pk	31.9	-25.2	0	60.58	-	-	74	-13.42	195	159	H
2	* 2.48355	54.76	Pk	31.9	-25.2	0	61.46	-	-	74	-12.54	195	159	H
3	* 2.48351	35.39	RMS	31.9	-25.2	.4	42.49	54	-11.51	-	-	195	159	H
4	* 2.48355	35.3	RMS	31.9	-25.2	.4	42.4	54	-11.6	-	-	195	159	H

* - indicates frequency in CFR47 Pt 15 / IC RSS-Restricted Band

Pk - Peak detector

RMS - RMS detection

VERTICAL RESULT



Trace Markers

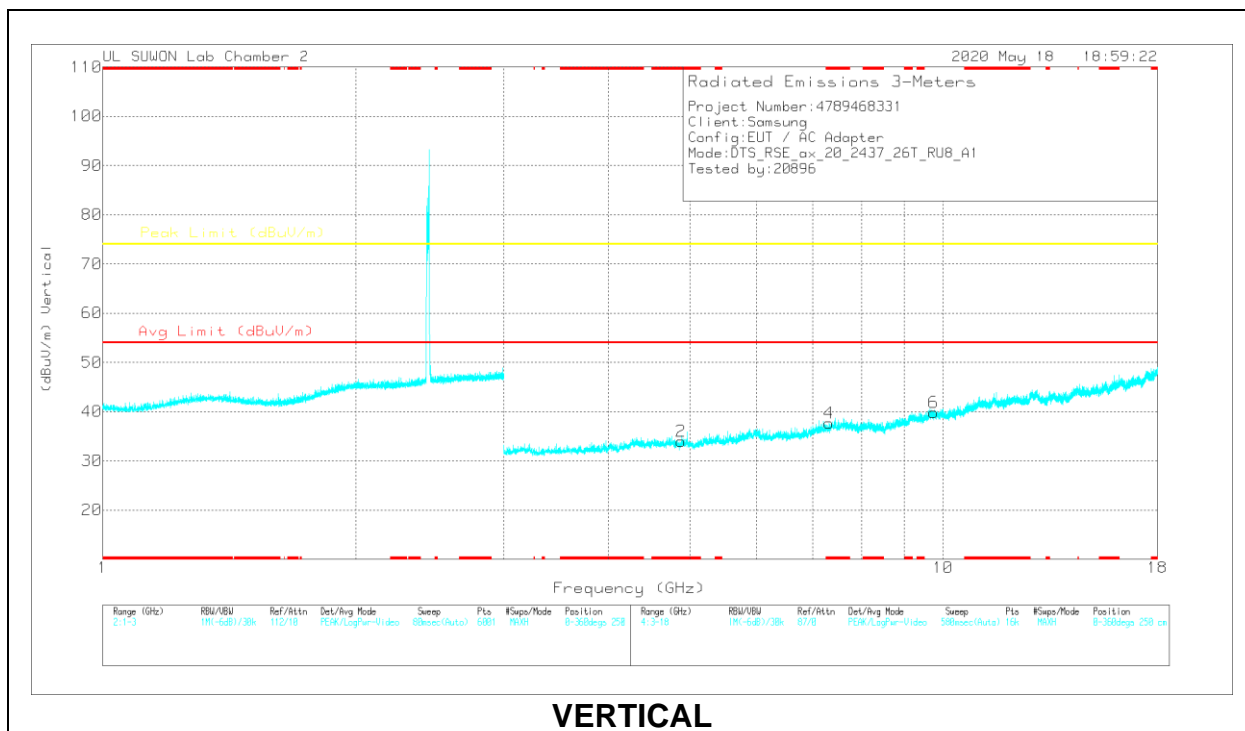
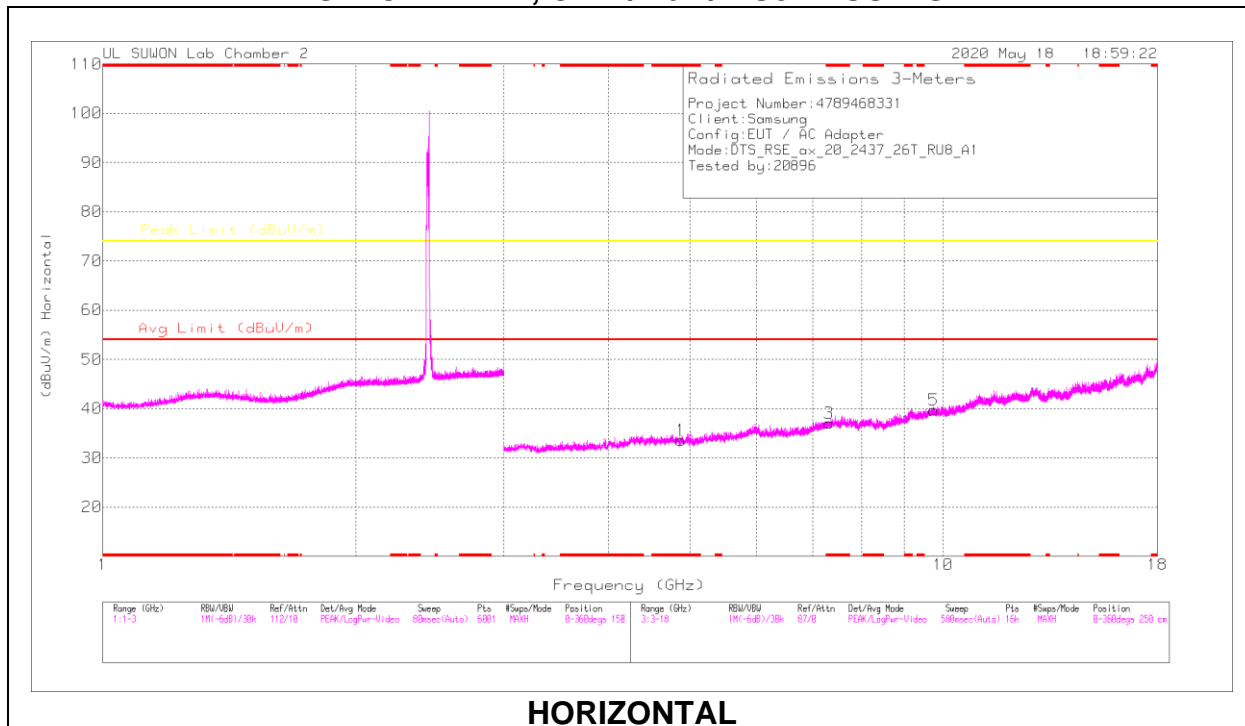
Marker	Frequency (GHz)	Meter Reading (dBuV)	Det	3117_00168717	10dB_ATT[dB]	DC Corr (dB)	Corrected Reading (dBuV/m)	Average Limit (dBuV/m)	Margin (dB)	Peak Limit (dBuV/m)	PK Margin (dB)	Azimuth (Degs)	Height (cm)	Polarity
1	* 2.48351	49.88	Pk	31.9	-25.2	0	56.58	-	-	74	-17.42	267	398	V
2	* 2.48352	50.6	Pk	31.9	-25.2	0	57.3	-	-	74	-16.7	267	398	V
3	* 2.48351	34.33	RMS	31.9	-25.2	.4	41.43	54	-12.57	-	-	267	398	V
4	* 2.48352	34.66	RMS	31.9	-25.2	.4	41.76	54	-12.24	-	-	267	398	V

* - indicates frequency in CFR47 Pt 15 / IC RSS-Restricted Band
 Pk - Peak detector
 RMS - RMS detection

10.1.5. TX ABOVE 1 GHz 802.11ax HE20(RU) MODE IN THE 2.4 GHz BAND

**1TX Antenna 1
 HARMONICS AND SPURIOUS EMISSIONS**

LOW CHANNEL, CH 1 / 26T / RU8 RESULTS



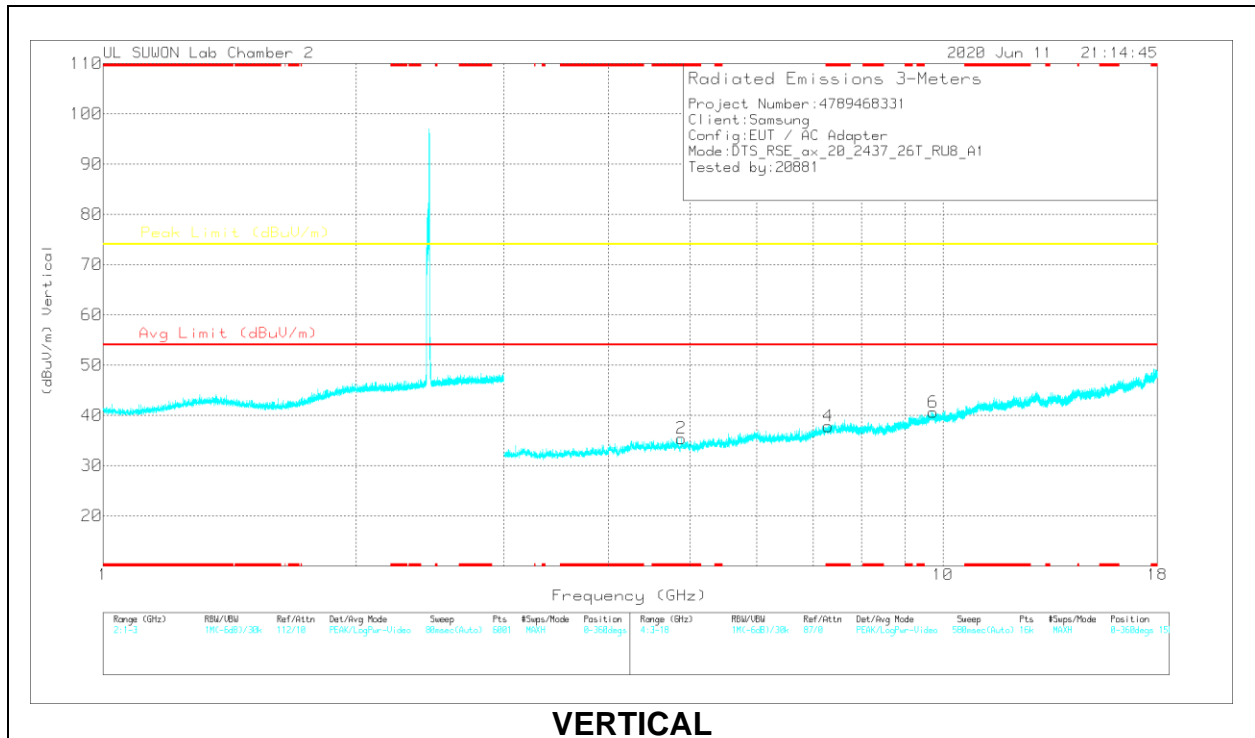
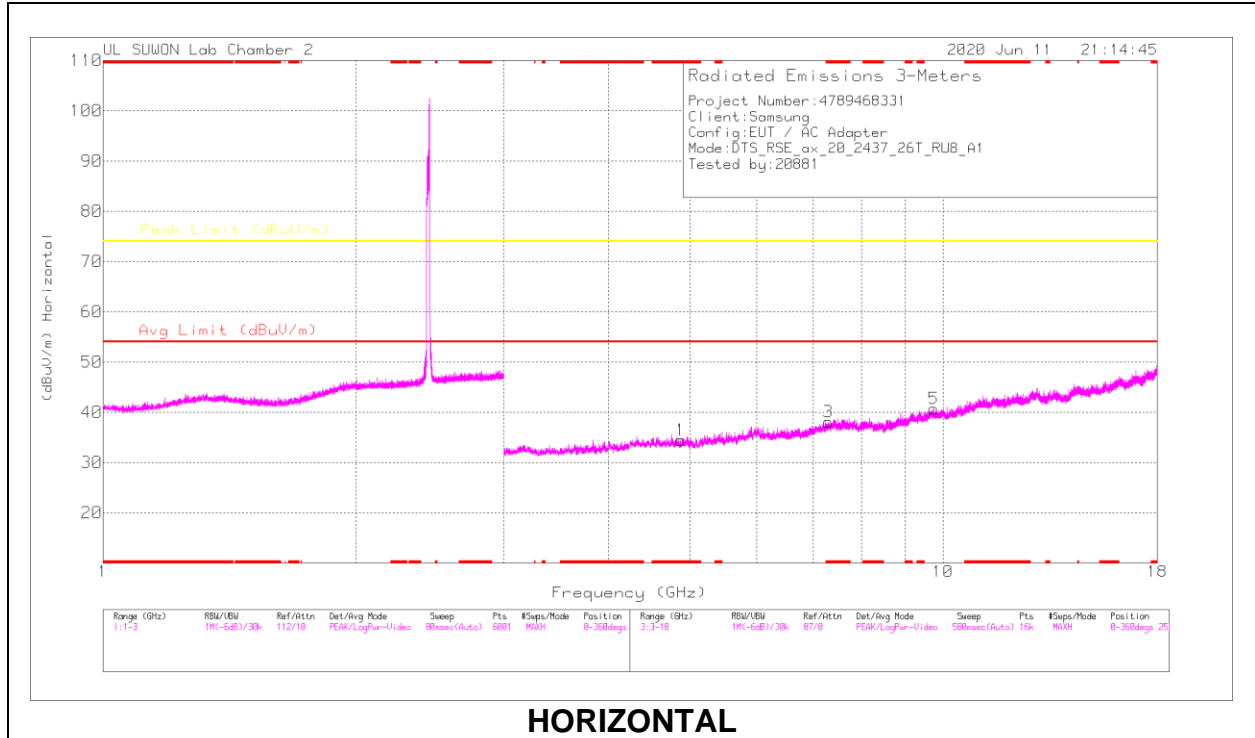
Note: Emission was scanned up to 26GHz; No emissions were detected above the noise floor which was at least 20dB below the specification limit.

RADIATED EMISSIONS

Frequency (GHz)	Meter Reading (dBuV)	Det	3117_00168724	3GHz_HP[dB]	DC Corr (dB)	Corrected Reading (dBuV/m)	Avg Limit (dBuV/m)	Margin (dB)	Peak Limit (dBuV/m)	Margin (dB)	Azimuth (Degs)	Height (cm)	Polarity
* 4.87467	38.07	PK2	34	-27.9	0	44.17	-	-	74	-29.83	360	100	H
* 4.87637	36.38	PK2	34	-27.8	0	42.58	-	-	74	-31.42	360	100	V
* 7.31776	35.25	PK2	36.2	-24.8	0	46.65	-	-	74	-27.35	360	100	V
* 7.3185	34.58	PK2	36.2	-24.8	0	45.98	-	-	74	-28.02	360	100	H
9.74783	32.59	PK2	37.2	-21.2	0	48.59	-	-	74	-25.41	360	100	H
9.7488	32.57	PK2	37.2	-21.2	0	48.57	-	-	74	-25.43	360	100	V

* - indicates frequency in CFR47 Pt 15 / IC RSS-Restricted Band
 PK2 - KDB558074 Method: Maximum Peak

MID CHANNEL, CH 6 / 26T / RU8 RESULTS



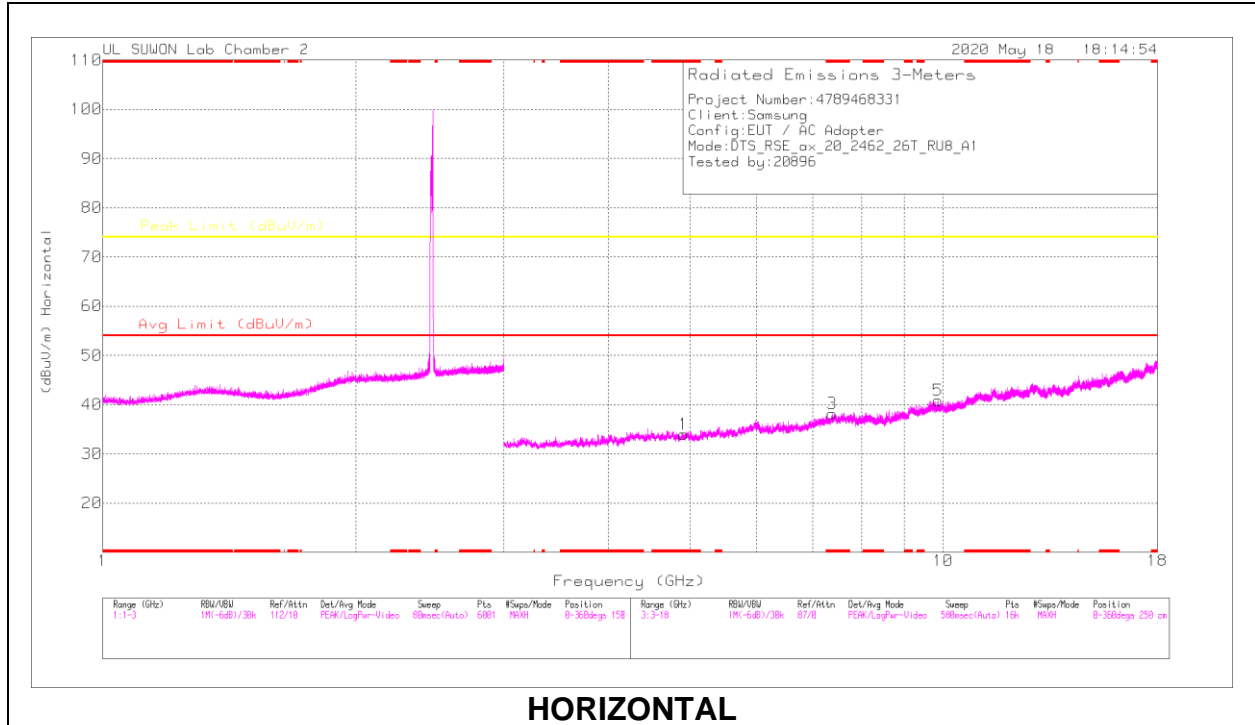
Note: Emission was scanned up to 26GHz; No emissions were detected above the noise floor which was at least 20dB below the specification limit.

RADIATED EMISSIONS

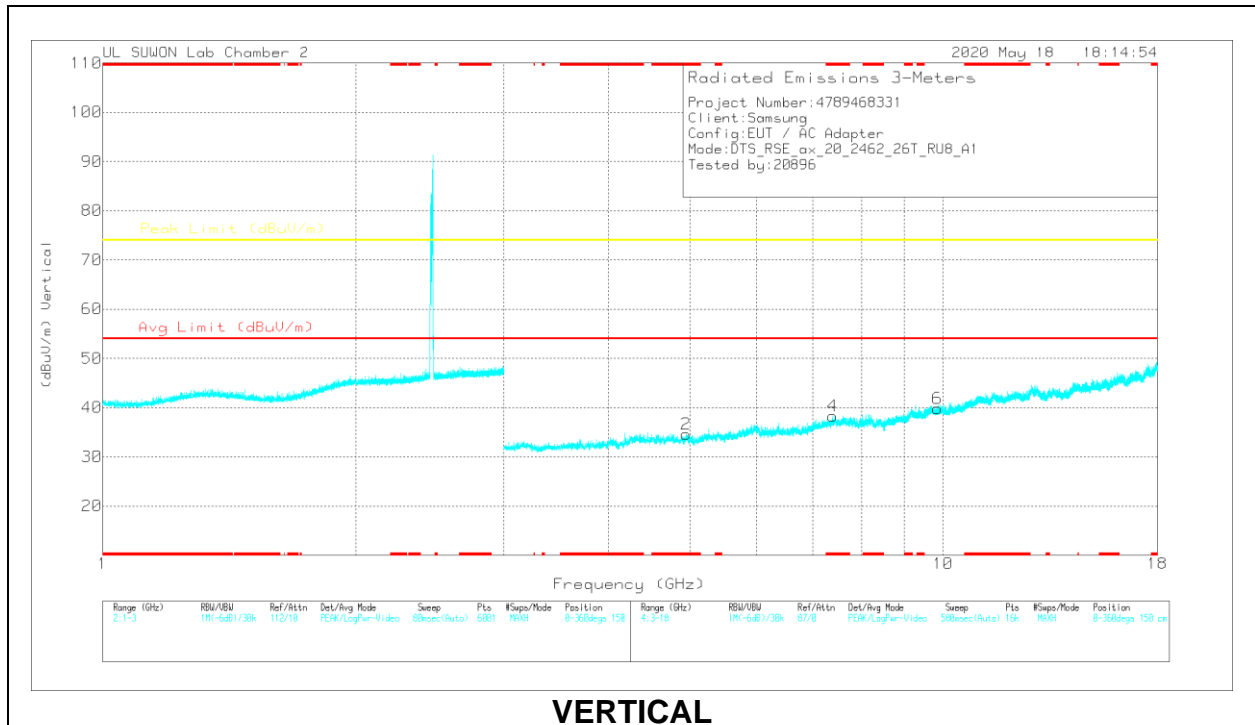
Frequency (GHz)	Meter Reading (dBuV)	Det	3117_00168724	3GHz_HP[dB]	DC Corr (dB)	Corrected Reading (dBuV/m)	Avg Limit (dBuV/m)	Margin (dB)	Peak Limit (dBuV/m)	Margin (dB)	Azimuth (Degs)	Height (cm)	Polarity
* 4.87215	36.97	PK2	34	-27.9	0	43.07	-	-	74	-30.93	0	100	H
* 4.87	37.18	PK2	34	-28	0	43.18	-	-	74	-30.82	0	100	V
* 7.30093	35.38	PK2	36.2	-25	0	46.58	-	-	74	-27.42	0	100	H
* 7.30108	35.54	PK2	36.2	-25	0	46.74	-	-	74	-27.26	0	100	V
9.75536	32.44	PK2	37.2	-21.2	0	48.44	-	-	74	-25.56	0	100	H
9.75497	32.52	PK2	37.2	-21.2	0	48.52	-	-	74	-25.48	0	100	V

* - indicates frequency in CFR47 Pt 15 / IC RSS-Restricted Band
 PK2 - KDB558074 Method: Maximum Peak

HIGH CHANNEL, CH 11 / 26T / RU8 RESULTS



HORIZONTAL



VERTICAL

Note: Emission was scanned up to 26GHz; No emissions were detected above the noise floor which was at least 20dB below the specification limit.

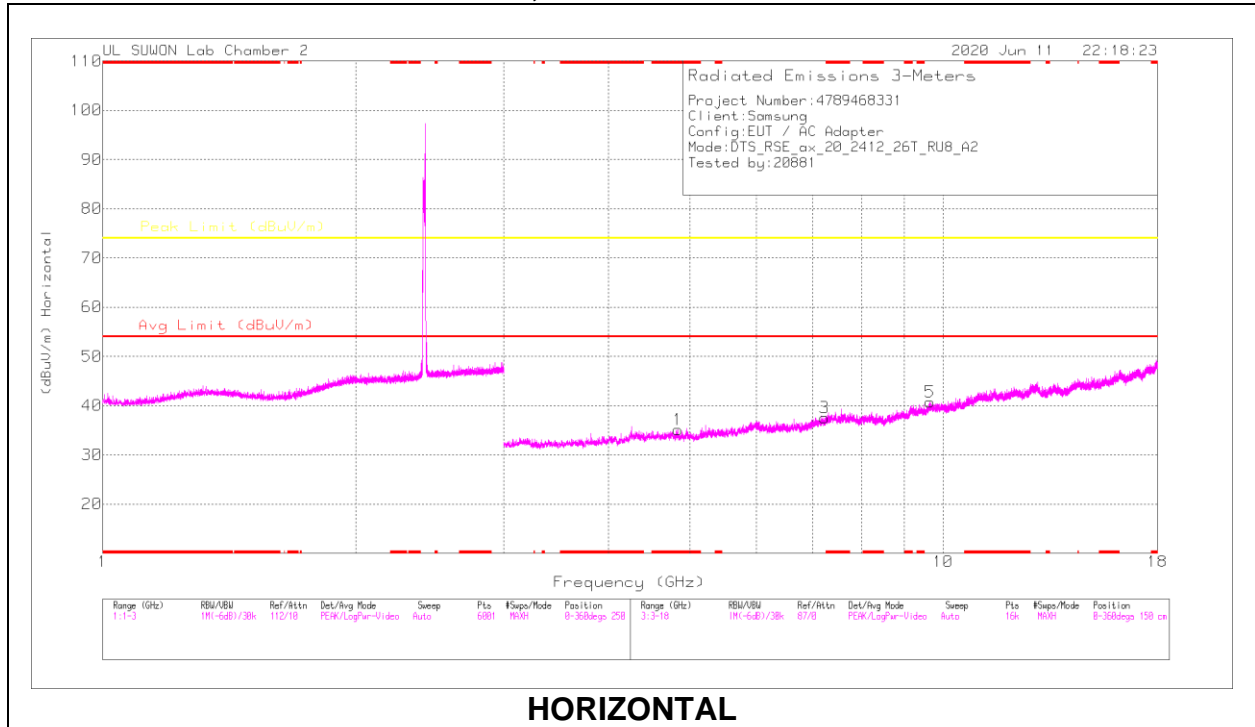
RADIATED EMISSIONS

Frequency (GHz)	Meter Reading (dBuV)	Det	3117_00168724	3GHz_HP[dB]	DC Corr (dB)	Corrected Reading (dBuV/m)	Avg Limit (dBuV/m)	Margin (dB)	Peak Limit (dBuV/m)	Margin (dB)	Azimuth (Degs)	Height (cm)	Polarity
* 4.91172	36.36	PK2	34	-27.3	0	43.06	-	-	74	-30.94	360	100	H
* 7.3756	34.61	PK2	36.2	-24.2	0	46.61	-	-	74	-27.39	360	100	H
9.87273	32.88	PK2	37.4	-21.3	0	48.98	-	-	74	-25.02	360	100	H
* 4.94154	36.49	PK2	34.1	-27.1	0	43.49	-	-	74	-30.51	360	100	V
* 7.39373	34.14	PK2	36.2	-24.1	0	46.24	-	-	74	-27.76	360	100	V
9.85352	32.86	PK2	37.4	-21.6	0	48.66	-	-	74	-25.34	360	100	V

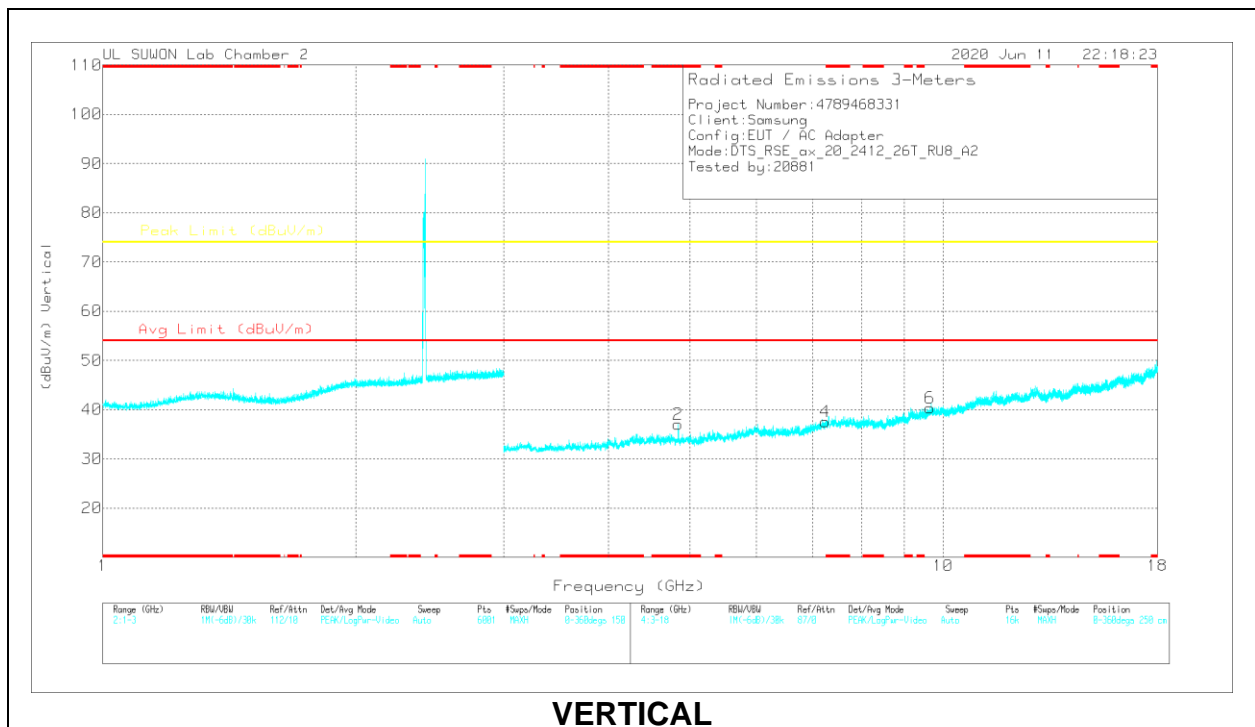
* - indicates frequency in CFR47 Pt 15 / IC RSS-Restricted Band
 PK2 - KDB558074 Method: Maximum Peak

1TX Antenna 2
HARMONICS AND SPURIOUS EMISSIONS

LOW CHANNEL, CH 1 / 26T / RU8 RESULTS



HORIZONTAL



VERTICAL

Note: Emission was scanned up to 26GHz; No emissions were detected above the noise floor which was at least 20dB below the specification limit.

RADIATED EMISSIONS

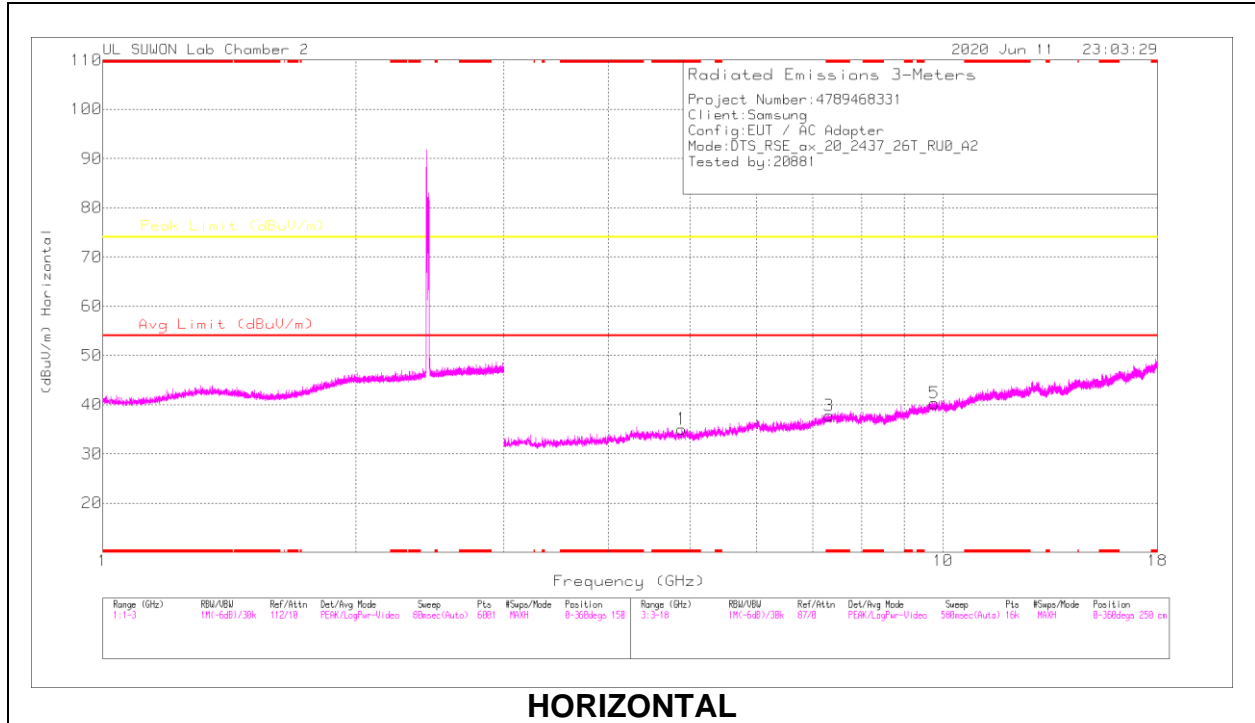
Frequency (GHz)	Meter Reading (dBuV)	Det	3117_0016872 4	3GHz_HP[dB]	DC Corr (dB)	Corrected Reading (dBuV/m)	Avg Limit (dBuV/m)	Margin (dB)	Peak Limit (dBuV/m)	Margin (dB)	Azimuth (Degs)	Height (cm)	Polarity
* 4.84072	40.17	PK2	34	-28.1	0	46.07	-	-	74	-27.93	239	148	H
* 4.841	27.01	MAv1	34	-28.1	0	32.91	54	-21.09	-	-	239	148	H
* 4.84189	43.22	PK2	34	-28.1	0	49.12	-	-	74	-24.88	176	132	V
* 4.84081	29.08	MAv1	34	-28.1	0	34.98	54	-19.02	-	-	176	132	V
7.23275	35.1	PK2	36.1	-25.3	0	45.9	-	-	74	-28.1	0	100	H
7.23518	35.14	PK2	36.1	-25.4	0	45.84	-	-	74	-28.16	0	100	V
9.6521	33.53	PK2	37.1	-21.4	0	49.23	-	-	74	-24.77	0	100	H
9.65497	32.91	PK2	37.1	-21.4	0	48.61	-	-	74	-25.39	0	100	V

* - indicates frequency in CFR47 Pt 15 / IC RSS-Restricted Band

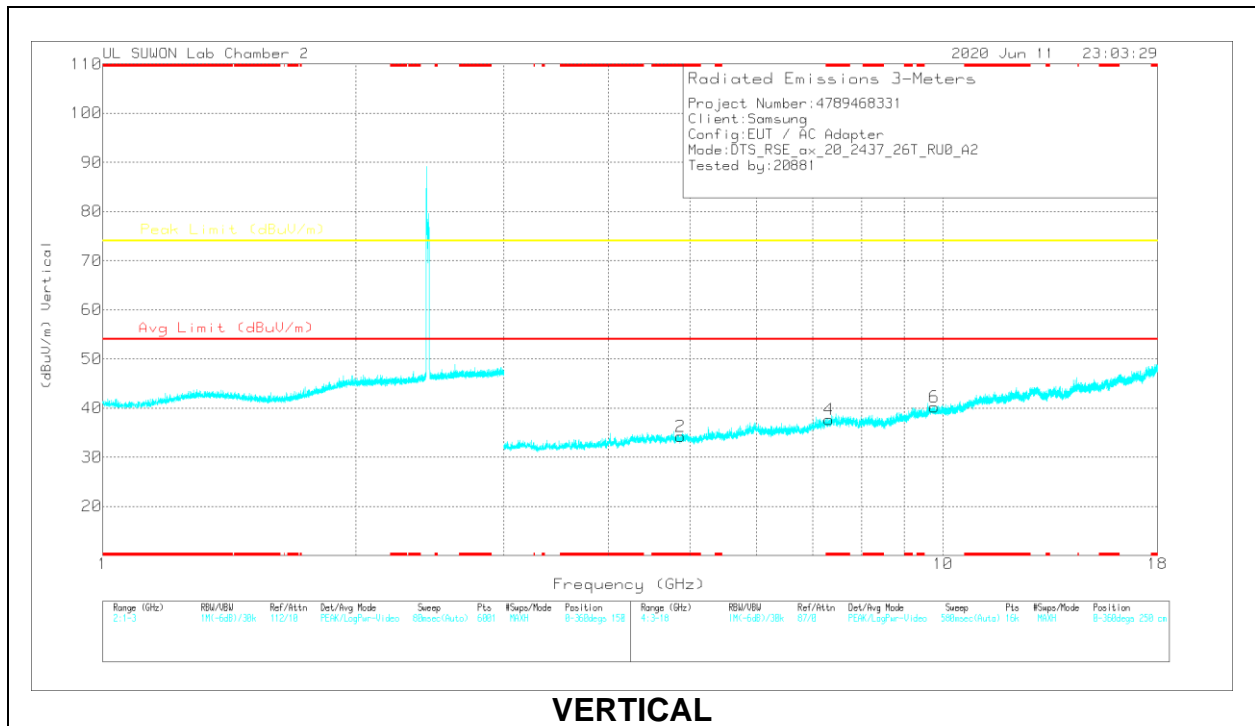
PK2 - KDB558074 Method: Maximum Peak

MAv1 - KDB558074 Option 1 Maximum RMS Average

MID CHANNEL, CH 6 / 26T / RU0 RESULTS



HORIZONTAL



VERTICAL

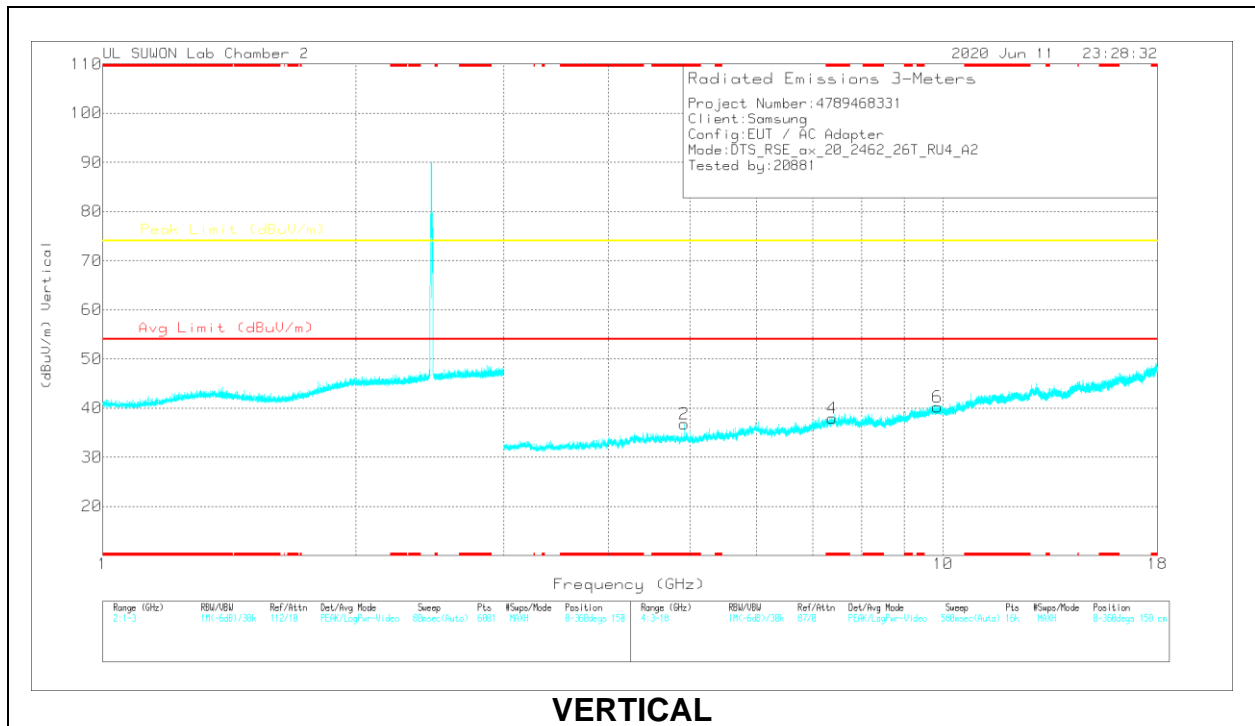
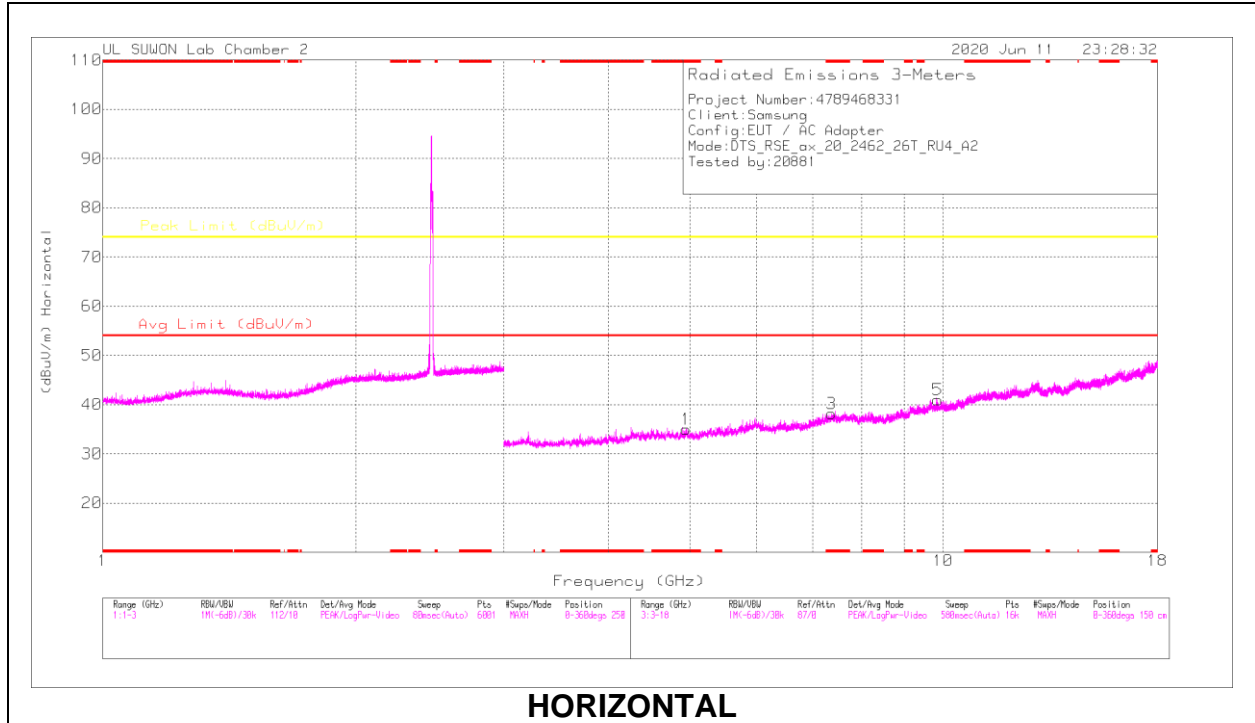
Note: Emission was scanned up to 26GHz; No emissions were detected above the noise floor which was at least 20dB below the specification limit.

RADIATED EMISSIONS

Frequency (GHz)	Meter Reading (dBuV)	Det	3117_00168724	3GHz_HP[dB]	DC Corr (dB)	Corrected Reading (dBuV/m)	Avg Limit (dBuV/m)	Margin (dB)	Peak Limit (dBuV/m)	Margin (dB)	Azimuth (Degs)	Height (cm)	Polarity
* 4.88642	37.34	PK2	34	-27.7	0	43.64	-	-	74	-30.36	360	100	H
* 4.88671	36.96	PK2	34	-27.7	0	43.26	-	-	74	-30.74	360	100	V
* 7.31581	35.68	PK2	36.2	-24.8	0	47.08	-	-	74	-26.92	360	100	H
* 7.31762	35.38	PK2	36.2	-24.8	0	46.78	-	-	74	-27.22	360	100	V
9.76102	32.72	PK2	37.2	-21.2	0	48.72	-	-	74	-25.28	360	100	H
9.75826	32.88	PK2	37.2	-21.2	0	48.88	-	-	74	-25.12	360	100	V

* - indicates frequency in CFR47 Pt 15 / IC RSS-Restricted Band
 PK2 - KDB558074 Method: Maximum Peak

HIGH CHANNEL, CH 11 / 26T / RU4 RESULTS



Note: Emission was scanned up to 26GHz; No emissions were detected above the noise floor which was at least 20dB below the specification limit.

RADIATED EMISSIONS

Frequency (GHz)	Meter Reading (dBuV)	Det	3117_0016872_4	3GHz_HP[dB]	DC Corr (dB)	Corrected Reading (dBuV/m)	Avg Limit (dBuV/m)	Margin (dB)	Peak Limit (dBuV/m)	Margin (dB)	Azimuth (Degs)	Height (cm)	Polarity
* 4.92235	36.04	PK2	34	-27.2	0	42.84	-	-	74	-31.16	307	111	H
* 4.92371	24.25	MAv1	34	-27.2	0	31.05	54	-22.95	-	-	307	111	H
* 4.92567	41.67	PK2	34	-27.2	0	48.47	-	-	74	-25.53	176	115	V
* 4.92407	28.5	MAv1	34	-27.2	0	35.3	54	-18.7	-	-	176	115	V
* 7.38855	34.66	PK2	36.2	-24.1	0	46.76	-	-	74	-27.24	0	100	H
* 7.38885	34.56	PK2	36.2	-24.2	0	46.56	-	-	74	-27.44	0	100	V
9.85182	32.68	PK2	37.4	-21.6	0	48.48	-	-	74	-25.52	0	100	H
9.85122	32.43	PK2	37.4	-21.6	0	48.23	-	-	74	-25.77	0	100	V

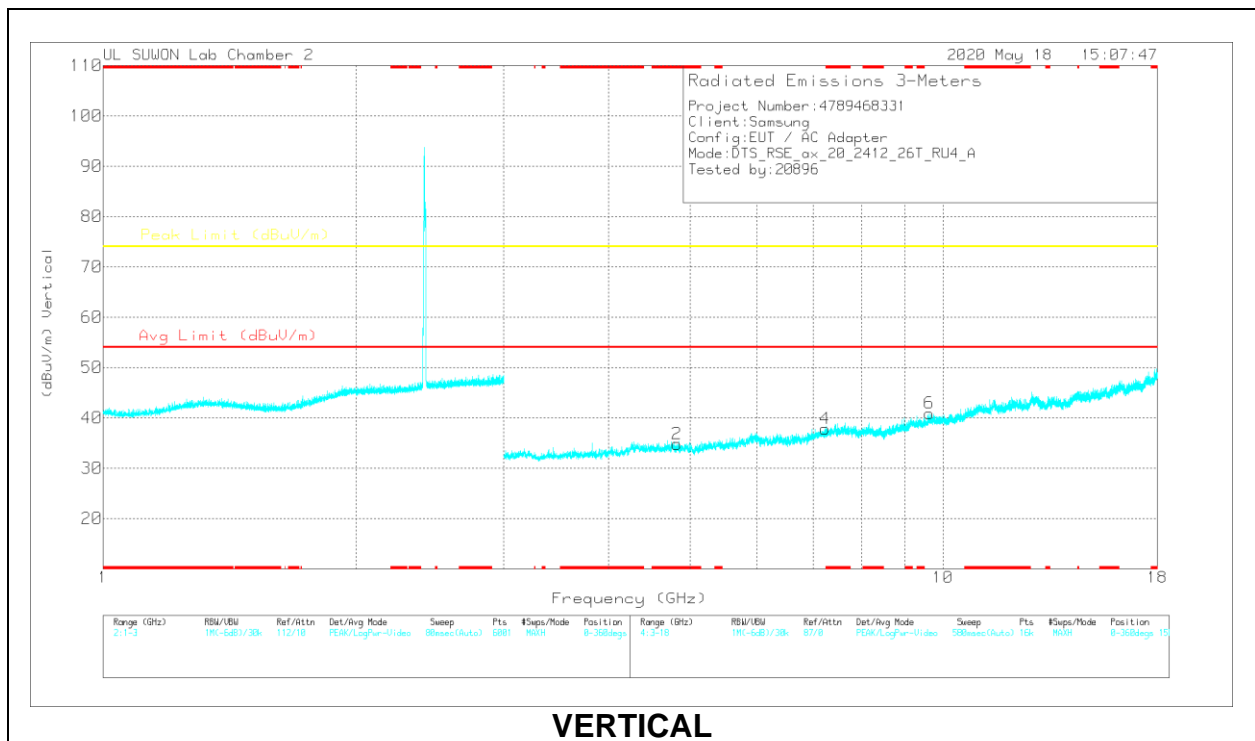
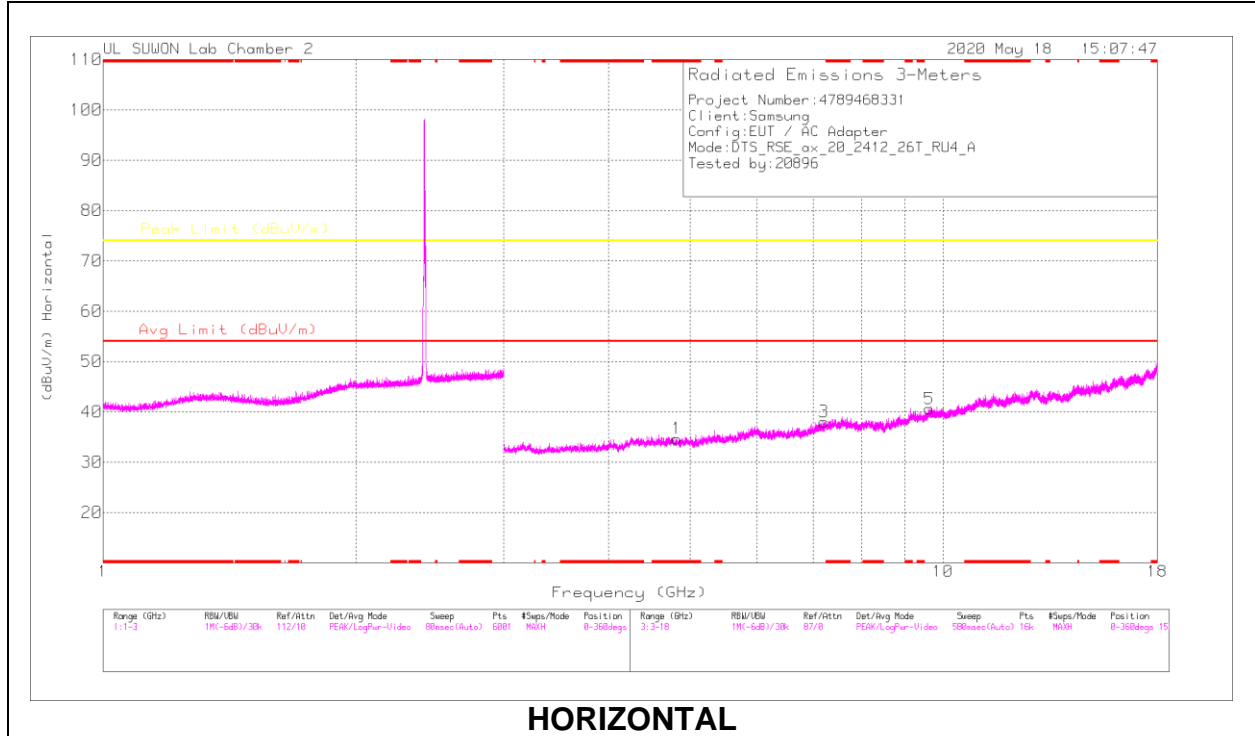
* - indicates frequency in CFR47 Pt 15 / IC RSS-Restricted Band

PK2 - KDB558074 Method: Maximum Peak

MAv1 - KDB558074 Option 1 Maximum RMS Average

2TX Antenna 1 + Antenna 2 MODE
HARMONICS AND SPURIOUS EMISSIONS

LOW CHANNEL, CH 1 / 26T / RU4 RESULTS



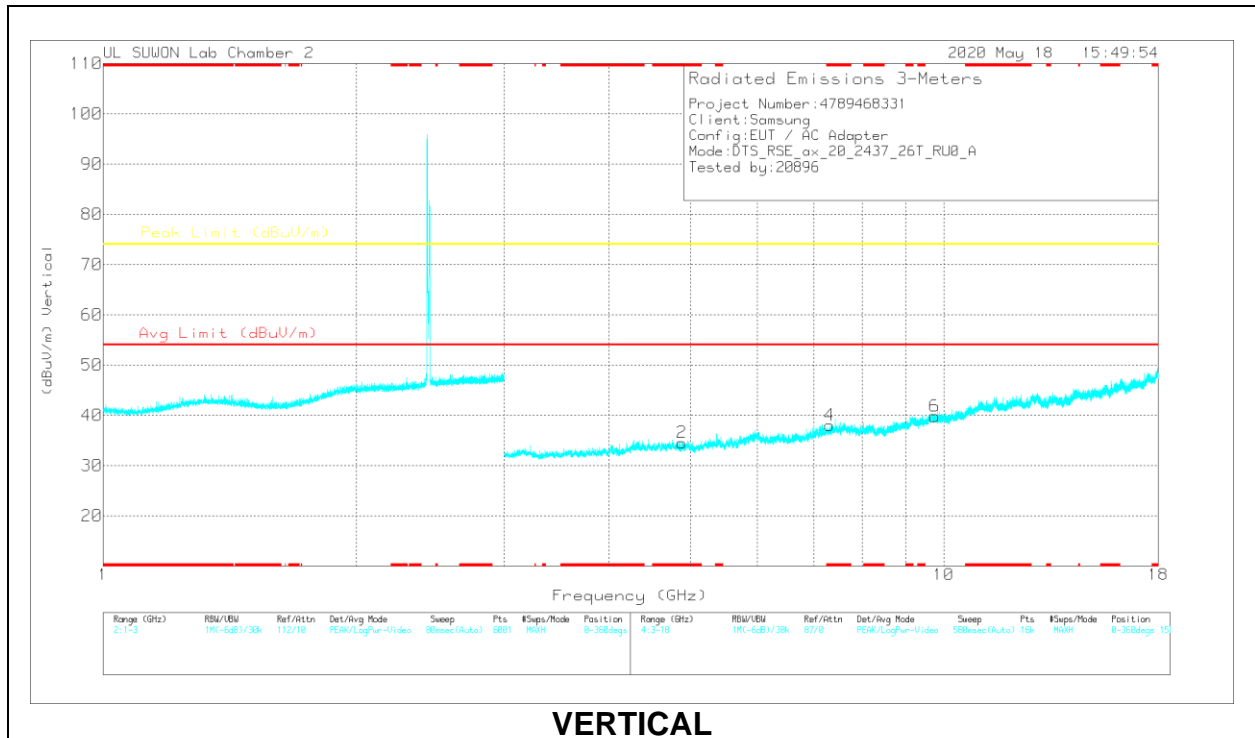
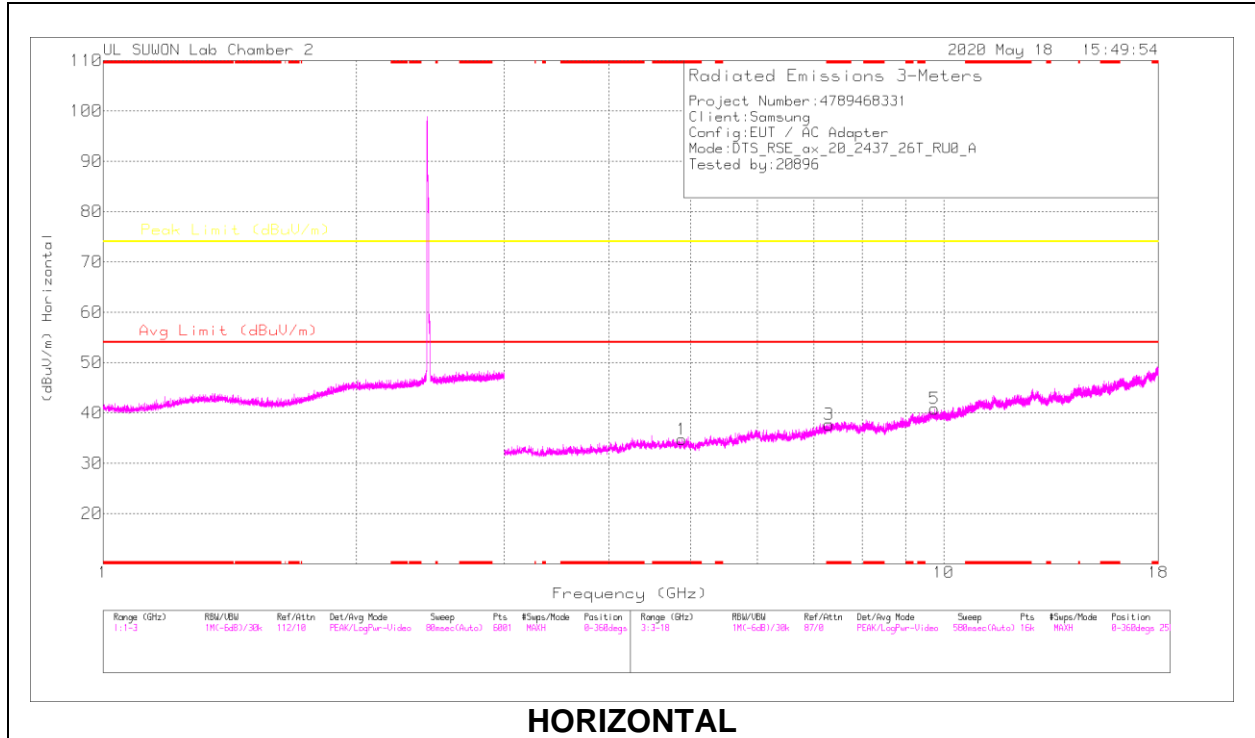
Note: Emission was scanned up to 26GHz; No emissions were detected above the noise floor which was at least 20dB below the specification limit.

RADIATED EMISSIONS

Frequency (GHz)	Meter Reading (dBuV)	Det	3117_00168724	3GHz_HP[dB]	DC Corr (dB)	Corrected Reading (dBuV/m)	Avg Limit (dBuV/m)	Margin (dB)	Peak Limit (dBuV/m)	Margin (dB)	Azimuth (Degs)	Height (cm)	Polarity
* 4.82071	36.93	PK2	34	-28.1	0	42.83	-	-	74	-31.17	360	100	H
* 4.82247	37.9	PK2	34	-28.1	0	43.8	-	-	74	-30.2	360	100	V
7.21473	35.22	PK2	36.1	-25.3	0	46.02	-	-	74	-27.98	360	100	H
7.2392	35.47	PK2	36.1	-25.4	0	46.17	-	-	74	-27.83	360	100	V
9.63611	33.14	PK2	37	-21.5	0	48.64	-	-	74	-25.36	360	100	H
9.63699	32.74	PK2	37	-21.5	0	48.24	-	-	74	-25.76	360	100	V

* - indicates frequency in CFR47 Pt 15 / IC RSS-Restricted Band
 PK2 - KDB558074 Method: Maximum Peak

MID CHANNEL, CH 6 / 26T / RU0 RESULTS



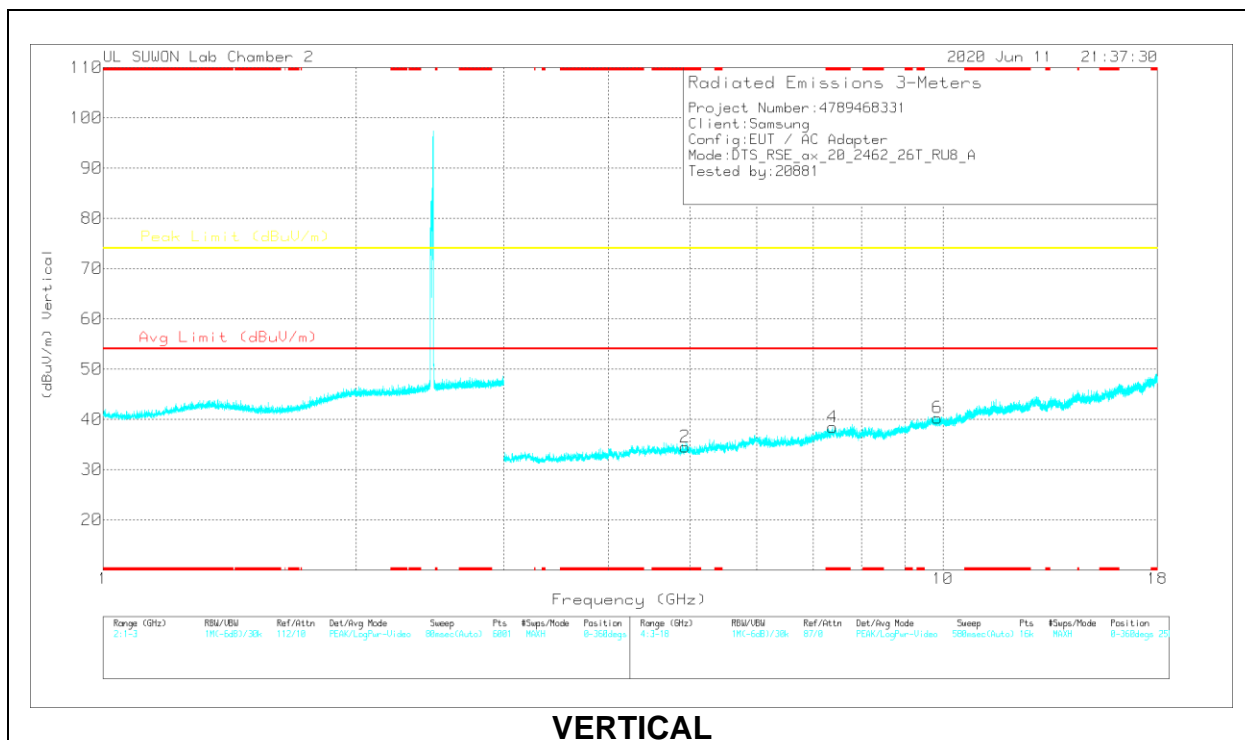
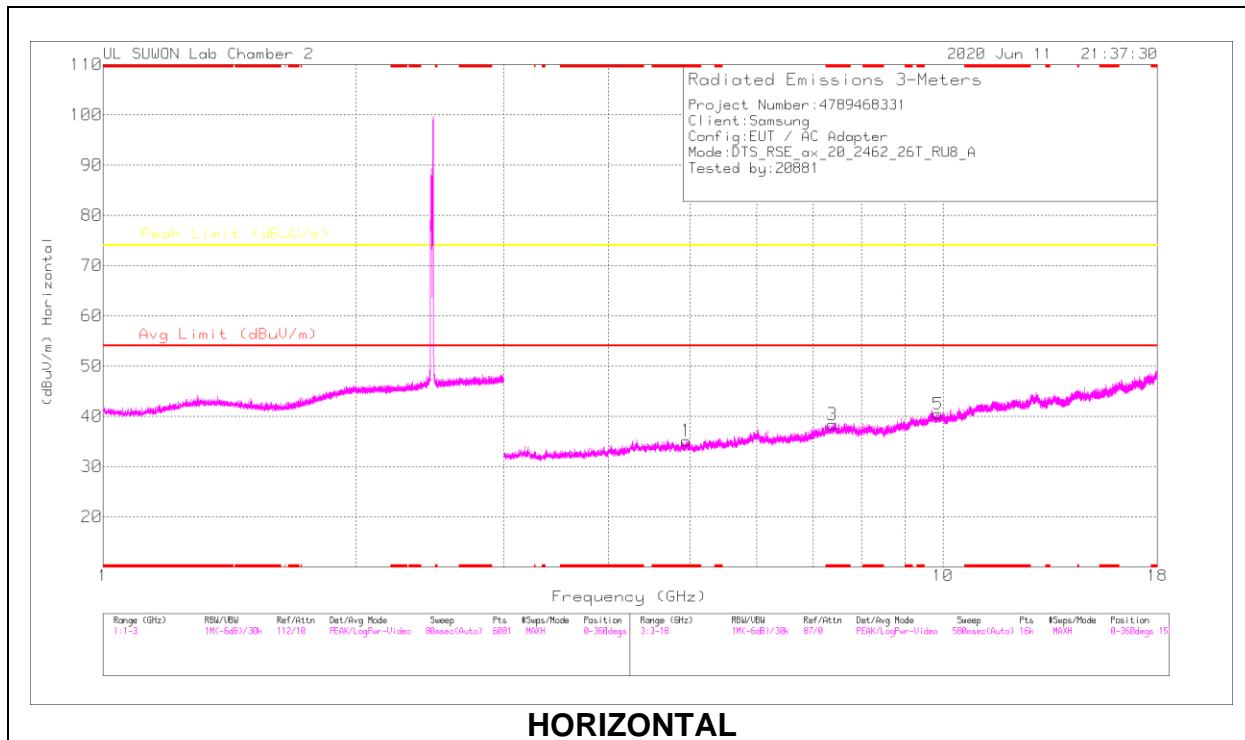
Note: Emission was scanned up to 26GHz; No emissions were detected above the noise floor which was at least 20dB below the specification limit.

RADIATED EMISSIONS

Frequency (GHz)	Meter Reading (dBuV)	Det	3117_00168724	3GHz_HP[dB]	DC Corr (dB)	Corrected Reading (dBuV/m)	Avg Limit (dBuV/m)	Margin (dB)	Peak Limit (dBuV/m)	Margin (dB)	Azimuth (Degs)	Height (cm)	Polarity
* 4.88357	37.2	PK2	34	-27.8	0	43.4	-	-	74	-30.6	360	100	H
* 4.88484	36.85	PK2	34	-27.7	0	43.15	-	-	74	-30.85	360	100	V
* 7.30045	35.86	PK2	36.2	-25	0	47.06	-	-	74	-26.94	360	100	H
* 7.30188	35.15	PK2	36.2	-25	0	46.35	-	-	74	-27.65	360	100	V
9.74844	32.4	PK2	37.2	-21.2	0	48.4	-	-	74	-25.6	360	100	H
9.75031	32.48	PK2	37.2	-21.2	0	48.48	-	-	74	-25.52	360	100	V

* - indicates frequency in CFR47 Pt 15 / IC RSS-Restricted Band
 PK2 - KDB558074 Method: Maximum Peak

HIGH CHANNEL, CH 11 / 26T / RU8 RESULTS



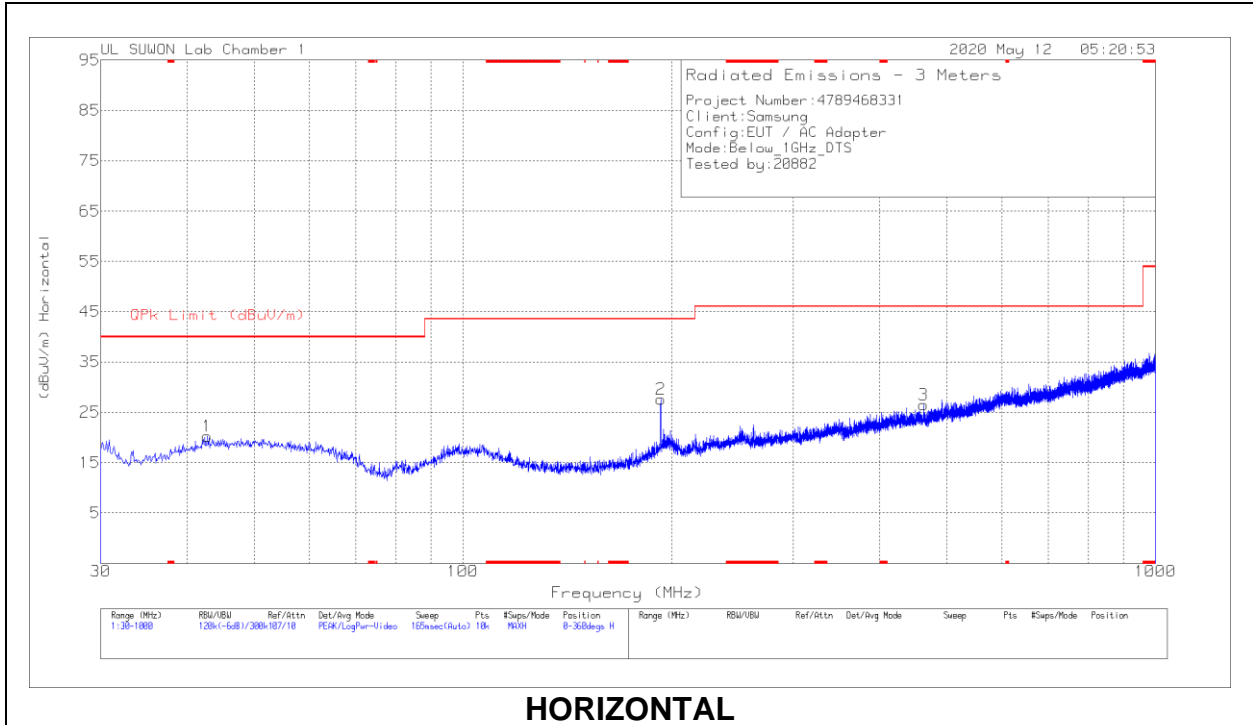
Note: Emission was scanned up to 26GHz; No emissions were detected above the noise floor which was at least 20dB below the specification limit.

RADIATED EMISSIONS

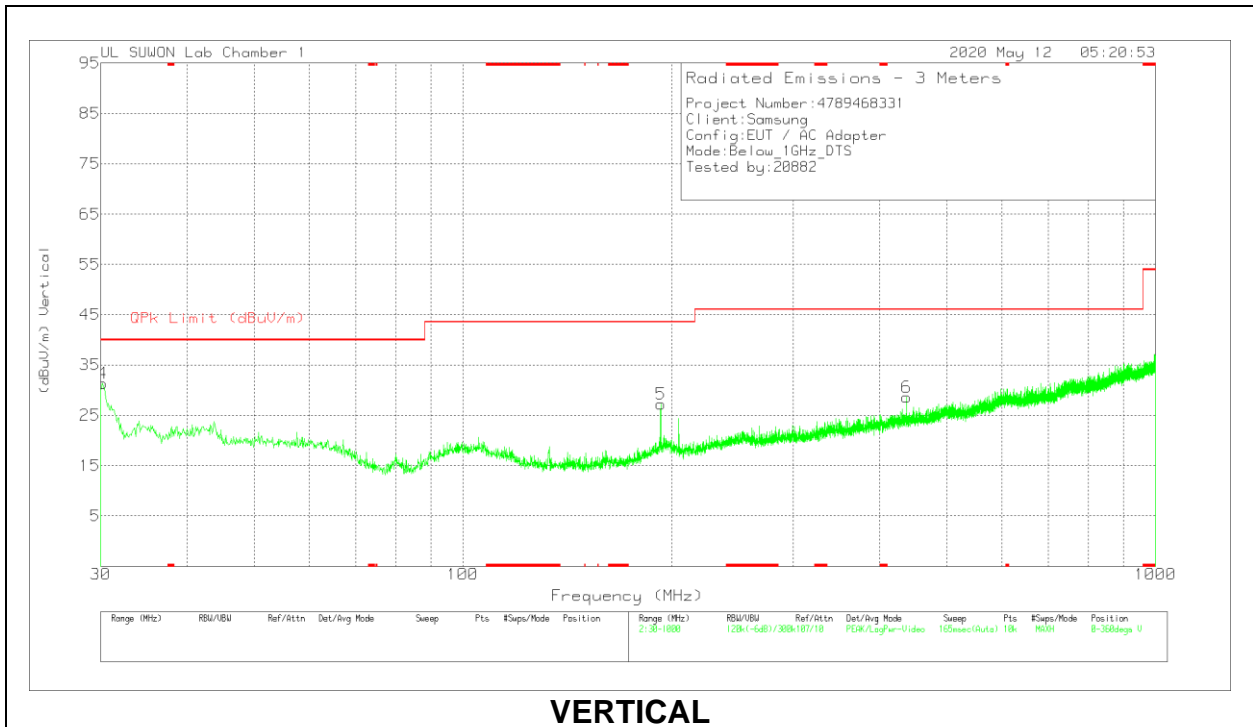
Frequency (GHz)	Meter Reading (dBuV)	Det	3117_00168724	3GHz_HP[dB]	DC Corr (dB)	Corrected Reading (dBuV/m)	Avg Limit (dBuV/m)	Margin (dB)	Peak Limit (dBuV/m)	Margin (dB)	Azimuth (Degs)	Height (cm)	Polarity
* 4.95185	36.03	PK2	34.1	-27	0	43.13	-	-	74	-30.87	0	100	H
* 4.94889	36.41	PK2	34.1	-27	0	43.51	-	-	74	-30.49	0	100	V
* 7.38533	35.05	PK2	36.2	-24.1	0	47.15	-	-	74	-26.85	0	100	H
* 7.38609	34.65	PK2	36.2	-24.2	0	46.65	-	-	74	-27.35	0	100	V
9.86479	32.46	PK2	37.4	-21.4	0	48.46	-	-	74	-25.54	0	100	H
9.86579	32.12	PK2	37.4	-21.4	0	48.12	-	-	74	-25.88	0	100	V

* - indicates frequency in CFR47 Pt 15 / IC RSS-Restricted Band
 PK2 - KDB558074 Method: Maximum Peak

10.2. WORST CASE BELOW 1 GHZ



HORIZONTAL



VERTICAL

Below 1GHz DATA

Marker	Frequency (MHz)	Meter Reading (dBuV)	Det	VULB9163_750	Below_1G[dB]	DC Corr (dB)	Corrected Reading (dBuV/m)	QPk Limit (dBuV/m)	Margin (dB)	Azimuth (Degs)	Height (cm)	Polarity
1	42.707	31.5	Pk	19.3	-30.6	0	20.2	40	-19.8	0-360	300	H
2	193.057	38.46	Pk	17.7	-28.5	0	27.66	43.52	-15.86	0-360	100	H
3	462.232	30.83	Pk	22.3	-26.6	0	26.53	46.02	-19.49	0-360	200	H
4	30.194	45.22	Pk	16	-29.9	0	31.32	40	-8.68	0-360	100	V
5	193.154	37.08	Pk	17.7	-27.6	0	27.18	43.52	-16.34	0-360	100	V
6	437.497	32.51	Pk	22	-25.9	0	28.61	46.02	-17.41	0-360	100	V

Pk - Peak detector

11. AC POWER LINE CONDUCTED EMISSIONS

LIMITS

FCC §15.207 (a)

Frequency of Emission (MHz)	Conducted Limit (dBuV)	
	Quasi-peak	Average
0.15-0.5	66 to 56*	56 to 46*
0.5-5	56	46
5-30	60	50

*Decreases with the logarithm of the frequency.

TEST PROCEDURE

The EUT is placed on a non-conducting table 40 cm from the vertical ground plane and 80 cm above the horizontal ground plane. The EUT is configured in accordance with ANSI C63.10.

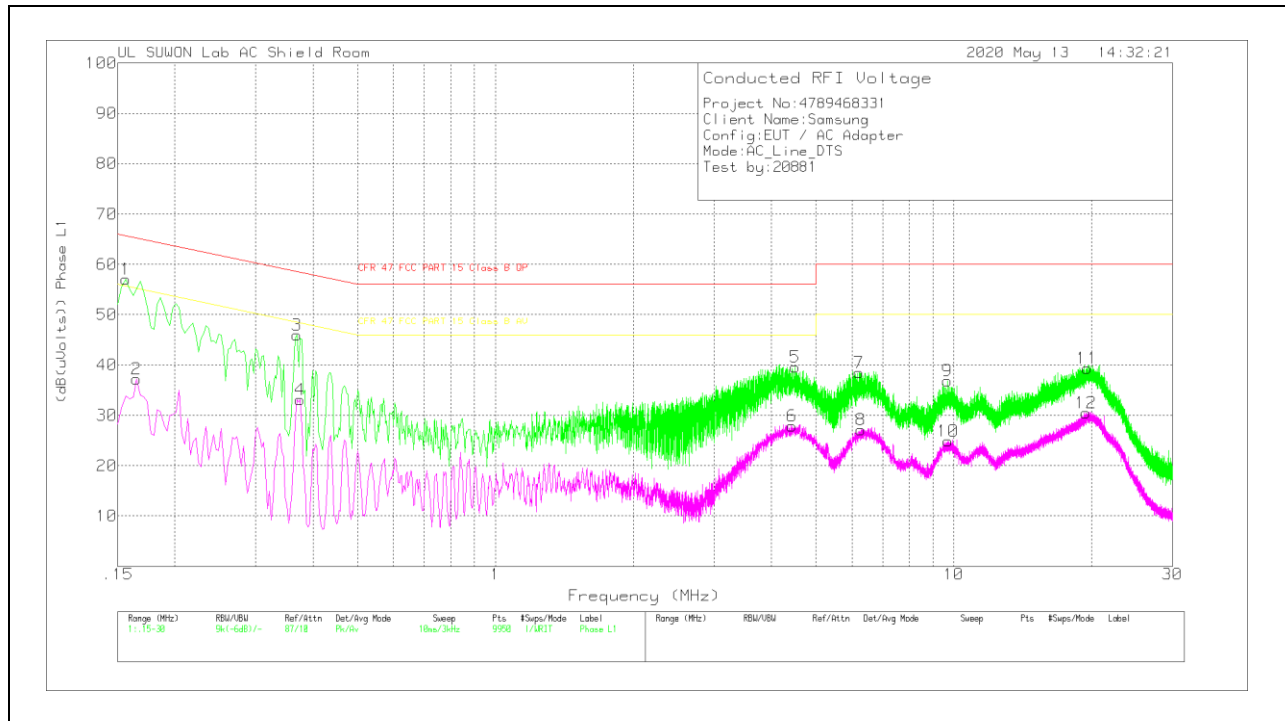
The receiver is set to a resolution bandwidth of 9 kHz. Peak detection is used unless otherwise noted as quasi-peak or average.

Line conducted data is recorded for both NEUTRAL and HOT lines.

RESULTS

11.1.1. AC Power Line

LINE 1 RESULTS



Trace Markers

Range 1: Phase L1 .15 - 30MHz

Marker	Frequency (MHz)	Meter Reading (dBuV)	Det	101836_With Ex_L1[dB]	CABLELOS S(dB)	Corrected Reading (dB(uVolts))	CFR 47 FCC PART 15 Class B QP	Margin (dB)	CFR 47 FCC PART 15 Class B AV	Margin (dB)
1	.156	47.03	Pk	9.9	.1	57.03	65.67	-8.64	-	-
2	.165	27.14	Av	10	.1	37.24	-	-	55.21	-17.97
3	.369	35.9	Pk	9.9	.2	46	58.52	-12.52	-	-
4	.375	23.02	Av	9.9	.2	33.12	-	-	48.39	-15.27
5	4.509	29.45	Pk	9.8	.3	39.55	56	-16.45	-	-
6	4.431	17.73	Av	9.8	.3	27.83	-	-	46	-18.17
7	6.213	28.36	Pk	9.8	.3	38.46	60	-21.54	-	-
8	6.279	16.99	Av	9.8	.3	27.09	-	-	50	-22.91
9	9.693	26.54	Pk	9.9	.4	36.84	60	-23.16	-	-
10	9.729	14.59	Av	9.9	.4	24.89	-	-	50	-25.11
11	19.536	28.59	Pk	10.3	.4	39.29	60	-20.71	-	-
12	19.44	19.79	Av	10.3	.4	30.49	-	-	50	-19.51

Pk - Peak detector

Av - Average detection

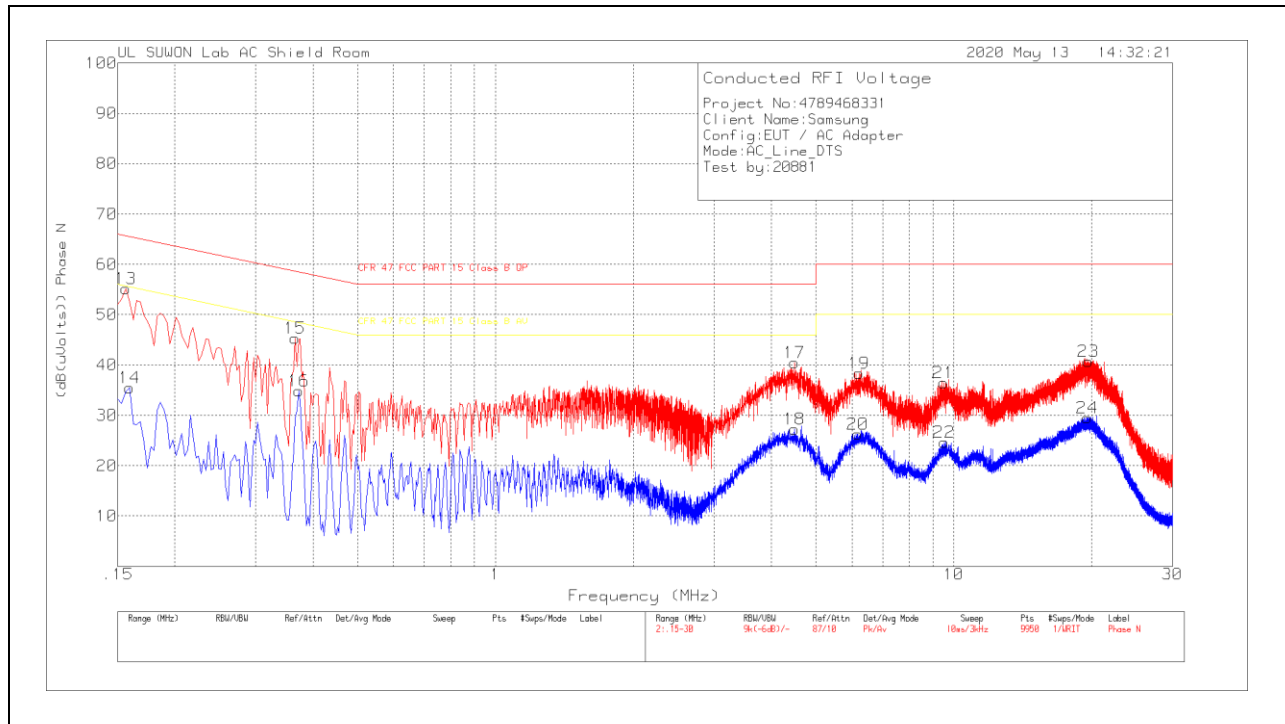
Quasi-Peak Emissions

Range 1: Phase L1 .15 - 30MHz

Frequency (MHz)	Meter Reading (dBuV)	Det	101836_With Ex_L1[dB]	CABLELOS S(dB)	Corrected Reading (dB(uVolts))	CFR 47 FCC PART 15 Class B QP	Margin (dB)	CFR 47 FCC PART 15 Class B AV	Margin (dB)
.15675	40.09	Qp	9.9	.1	50.09	65.63	-15.54	-	-

Qp - Quasi-Peak detector

LINE 2 RESULTS



Trace Markers

Range 2: Phase N .15 - 30MHz

Marker	Frequency (MHz)	Meter Reading (dBuV)	Det	101836_Wit h EX_N[dB]	CABLELOS S(dB)	Corrected Reading (dB(uVolts))	CFR 47 FCC PART 15 Class B QP	Margin (dB)	CFR 47 FCC PART 15 Class B AV	Margin (dB)
13	.156	45.13	Pk	9.9	.1	55.13	65.67	-10.54	-	-
14	.159	25.42	Av	9.9	.1	35.42	-	-	55.52	-20.1
15	.366	35.22	Pk	9.9	.2	45.32	58.59	-13.27	-	-
16	.372	24.75	Av	9.9	.2	34.85	-	-	48.46	-13.61
17	4.5	30.4	Pk	9.8	.3	40.5	56	-15.5	-	-
18	4.488	17.16	Av	9.8	.3	27.26	-	-	46	-18.74
19	6.213	28.27	Pk	9.8	.3	38.37	60	-21.63	-	-
20	6.171	16.17	Av	9.8	.3	26.27	-	-	50	-23.73
21	9.492	26.19	Pk	9.9	.4	36.49	60	-23.51	-	-
22	9.522	14.37	Av	9.9	.4	24.67	-	-	50	-25.33
23	19.668	30.05	Pk	10.3	.4	40.75	60	-19.25	-	-
24	19.578	18.85	Av	10.3	.4	29.55	-	-	50	-20.45

Pk - Peak detector

Av - Average detection

END OF TEST REPORT