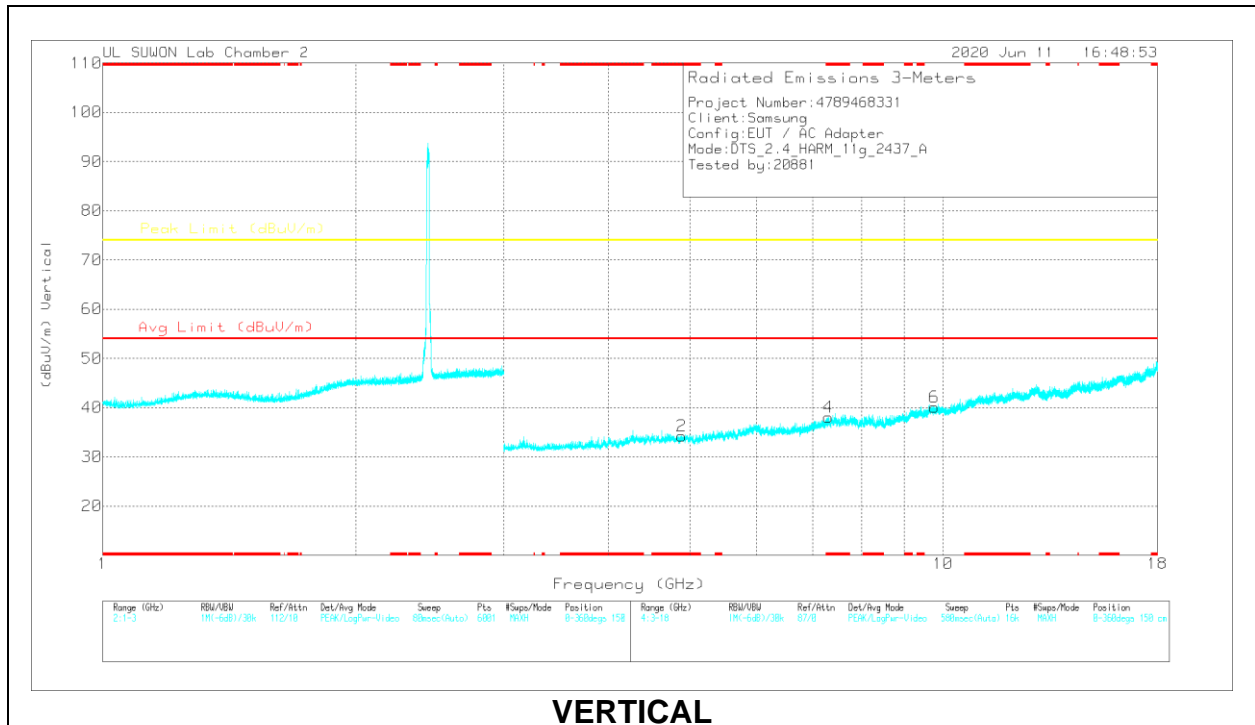
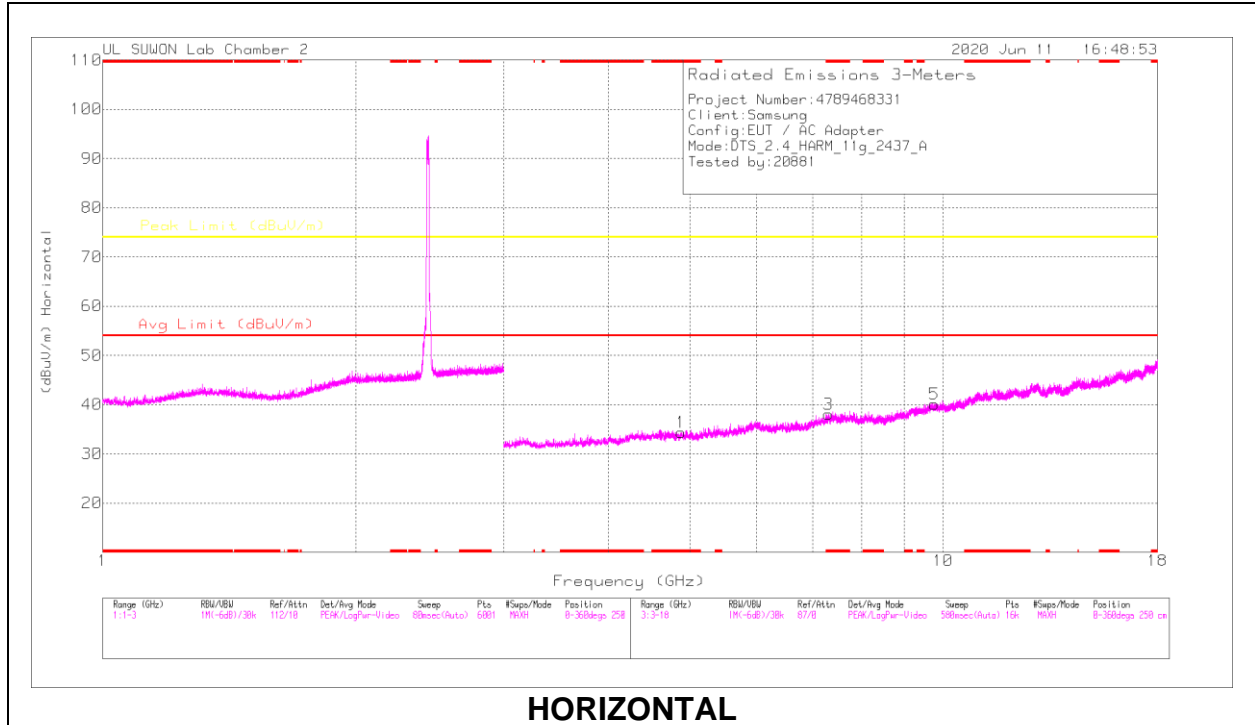


MID CHANNEL, CH 6 RESULTS



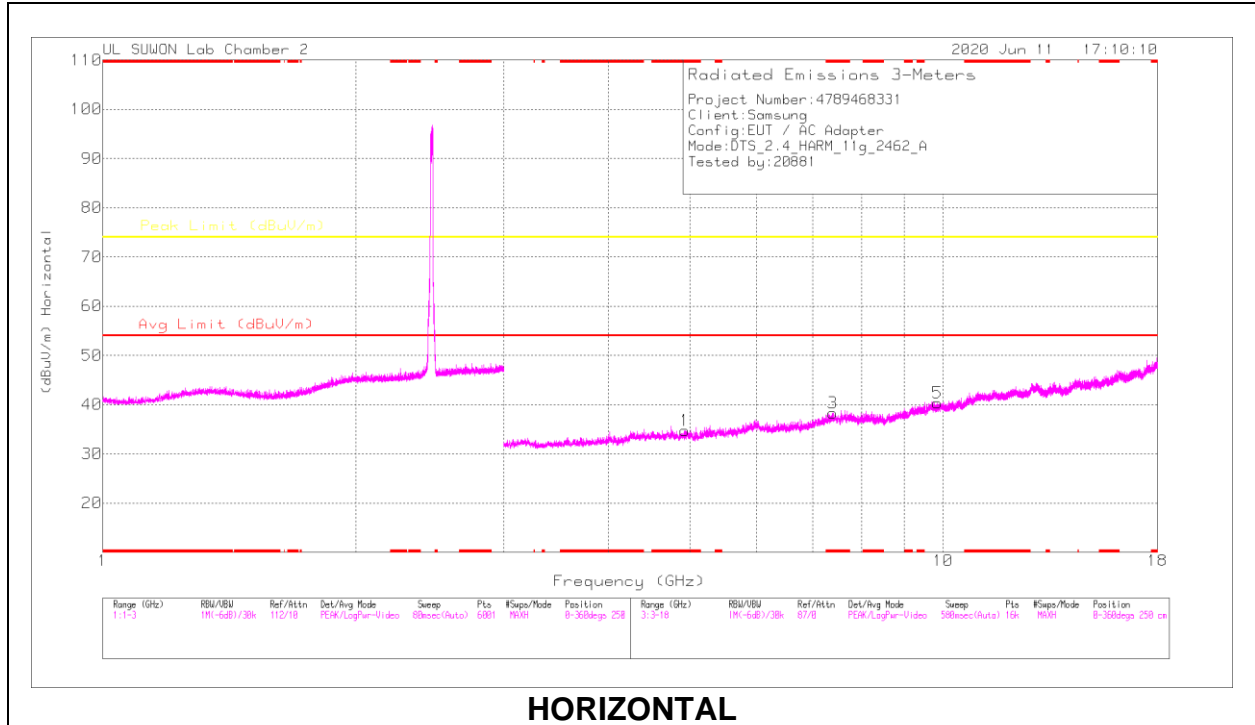
Note: Emission was scanned up to 26GHz; No emissions were detected above the noise floor which was at least 20dB below the specification limit.

RADIATED EMISSIONS

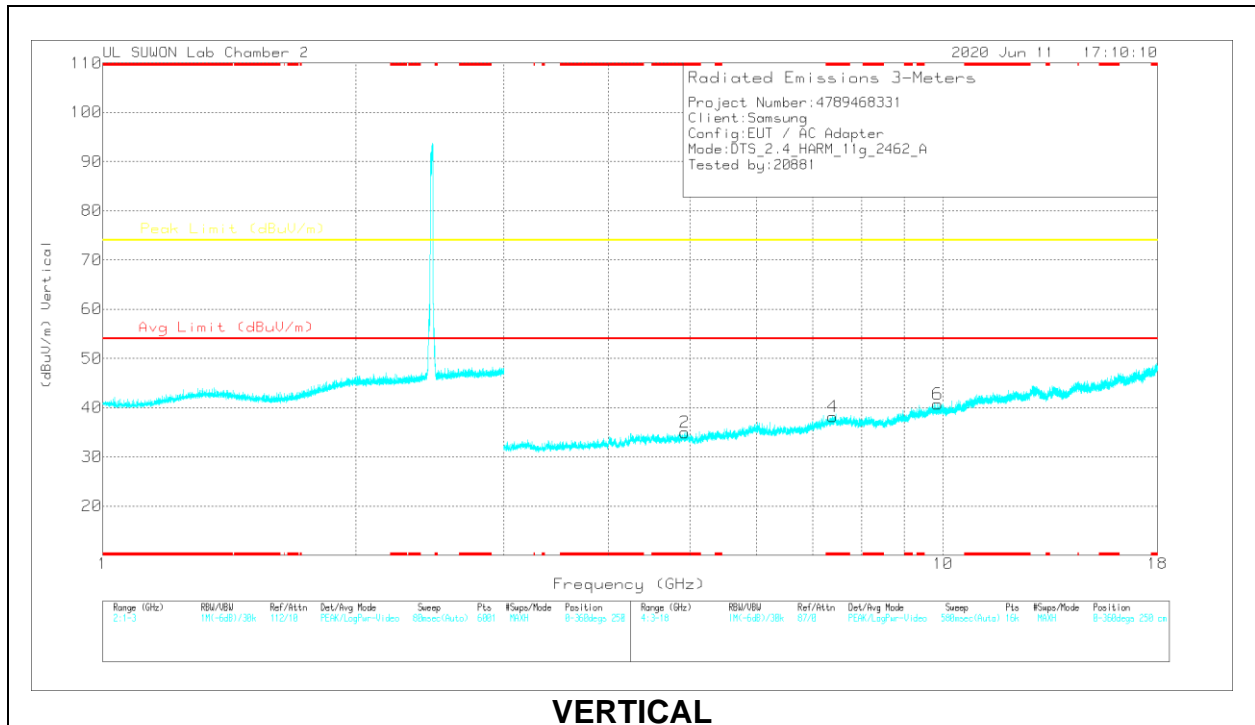
| Frequency (GHz) | Meter Reading (dBuV) | Det | 3117_00168724 | 3GHz_HP[dB] | DC Corr (dB) | Corrected Reading (dBuV/m) | Avg Limit (dBuV/m) | Margin (dB) | Peak Limit (dBuV/m) | Margin (dB) | Azimuth (Degs) | Height (cm) | Polarity |
|-----------------|----------------------|-----|---------------|-------------|--------------|----------------------------|--------------------|-------------|---------------------|-------------|----------------|-------------|----------|
| * 4.88207 | 36.9 | PK2 | 34 | -27.8 | 0 | 43.1 | - | - | 74 | -30.9 | 0 | 100 | H |
| * 4.87886 | 36.41 | PK2 | 34 | -27.8 | 0 | 42.61 | - | - | 74 | -31.39 | 0 | 100 | V |
| * 7.30965 | 35.54 | PK2 | 36.2 | -24.9 | 0 | 46.84 | - | - | 74 | -27.16 | 0 | 100 | H |
| * 7.30906 | 36.35 | PK2 | 36.2 | -24.9 | 0 | 47.65 | - | - | 74 | -26.35 | 0 | 100 | V |
| 9.75601 | 33.4 | PK2 | 37.2 | -21.2 | 0 | 49.4 | - | - | 74 | -24.6 | 0 | 100 | H |
| 9.75968 | 33.08 | PK2 | 37.2 | -21.2 | 0 | 49.08 | - | - | 74 | -24.92 | 0 | 100 | V |

* - indicates frequency in CFR47 Pt 15 / IC RSS-Restricted Band
 PK2 - KDB558074 Method: Maximum Peak

HIGH CHANNEL, CH 11 RESULTS



HORIZONTAL



VERTICAL

Note: Emission was scanned up to 26GHz; No emissions were detected above the noise floor which was at least 20dB below the specification limit.

RADIATED EMISSIONS

| Frequency (GHz) | Meter Reading (dBuV) | Det | 3117_00168724 | 3GHz_HP[dB] | DC Corr (dB) | Corrected Reading (dBuV/m) | Avg Limit (dBuV/m) | Margin (dB) | Peak Limit (dBuV/m) | Margin (dB) | Azimuth (Degs) | Height (cm) | Polarity |
|-----------------|----------------------|-----|---------------|-------------|--------------|----------------------------|--------------------|-------------|---------------------|-------------|----------------|-------------|----------|
| * 4.93077 | 36.02 | PK2 | 34 | -27.1 | 0 | 42.92 | - | - | 74 | -31.08 | 0 | 100 | H |
| * 4.93027 | 36.06 | PK2 | 34 | -27.1 | 0 | 42.96 | - | - | 74 | -31.04 | 0 | 100 | V |
| * 7.38882 | 35 | PK2 | 36.2 | -24.2 | 0 | 47 | - | - | 74 | -27 | 0 | 100 | H |
| * 7.38821 | 34.86 | PK2 | 36.2 | -24.1 | 0 | 46.96 | - | - | 74 | -27.04 | 0 | 100 | V |
| 9.85147 | 32.88 | PK2 | 37.4 | -21.6 | 0 | 48.68 | - | - | 74 | -25.32 | 0 | 100 | H |
| 9.85105 | 32.34 | PK2 | 37.4 | -21.6 | 0 | 48.14 | - | - | 74 | -25.86 | 0 | 100 | V |

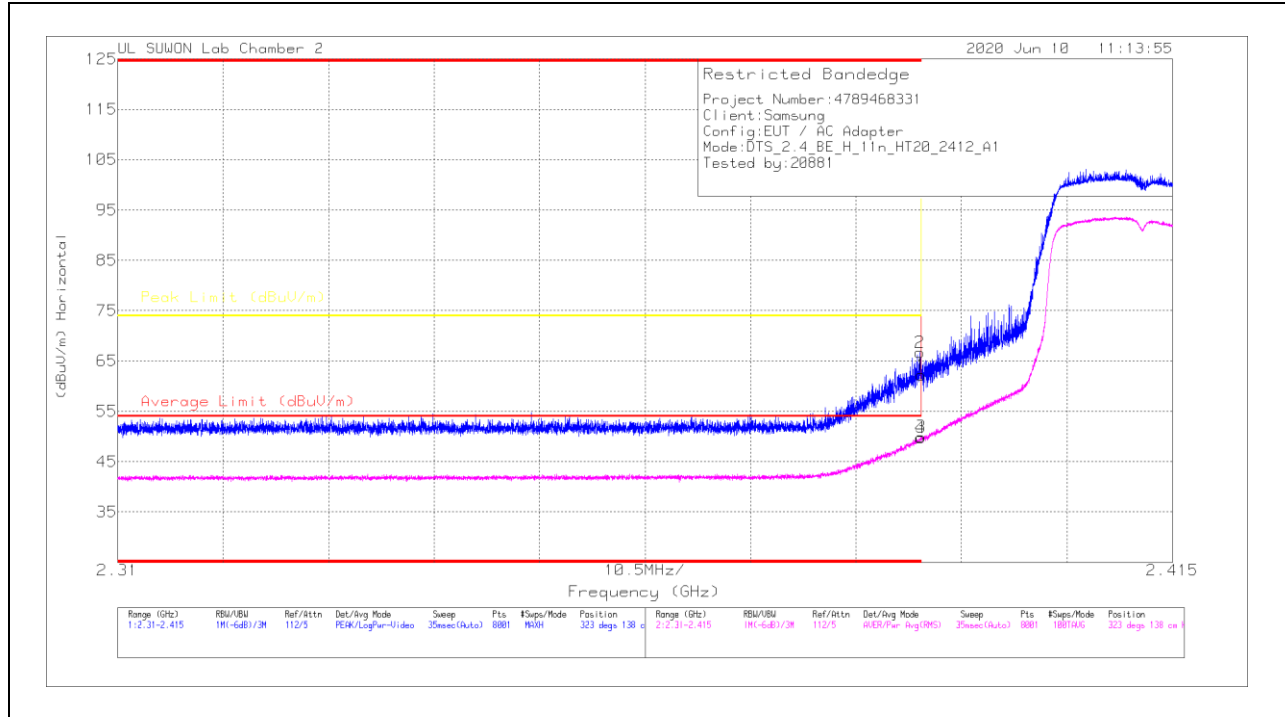
* - indicates frequency in CFR47 Pt 15 / IC RSS-Restricted Band
 PK2 - KDB558074 Method: Maximum Peak

10.1.3. TX ABOVE 1 GHz 802.11n HT20 MODE IN THE 2.4 GHz BAND

1TX Antenna 1

BANDEDGE (LOW CHANNEL, CH 1)

HORIZONTAL RESULT

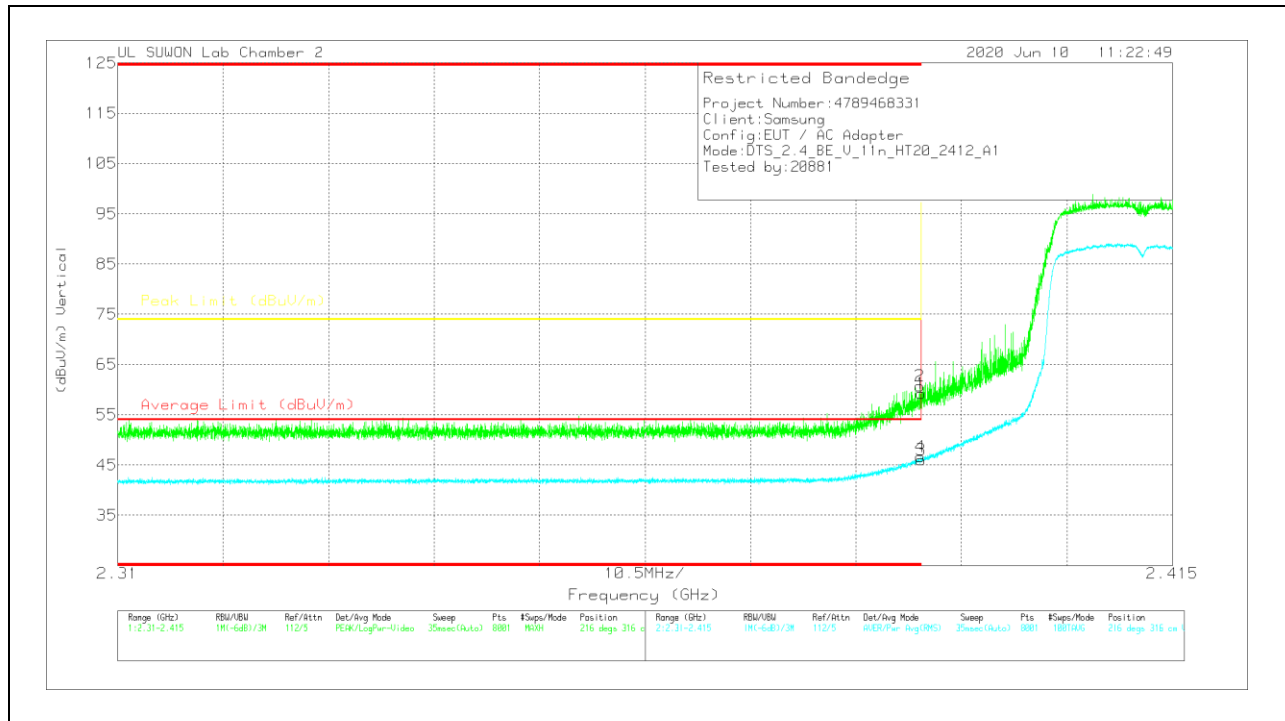


Trace Markers

| Marker | Frequency (GHz) | Meter Reading (dBuV) | Det | 3117_00168724 | 10dB_ATT[dB] | DC Corr (dB) | Corrected Reading (dBuV/m) | Average Limit (dBuV/m) | Margin (dB) | Peak Limit (dBuV/m) | PK Margin (dB) | Azimuth (Degs) | Height (cm) | Polarity |
|--------|-----------------|----------------------|-----|---------------|--------------|--------------|----------------------------|------------------------|-------------|---------------------|----------------|----------------|-------------|----------|
| 1 | * 2.39 | 51.25 | Pk | 31.6 | -20.6 | 0 | 52.25 | - | - | 74 | -11.75 | 323 | 138 | H |
| 2 | * 2.38984 | 55.67 | Pk | 31.6 | -20.6 | 0 | 66.67 | - | - | 74 | -7.33 | 323 | 138 | H |
| 3 | * 2.39 | 38.77 | RMS | 31.6 | -20.6 | -17 | 49.94 | 54 | -4.06 | - | - | 323 | 138 | H |
| 4 | * 2.38991 | 38.64 | RMS | 31.6 | -20.6 | -17 | 49.81 | 54 | -4.19 | - | - | 323 | 138 | H |

* - indicates frequency in CFR47 Pt 15 / IC RSS-Restricted Band
 Pk - Peak detector
 RMS - RMS detection

VERTICAL RESULT



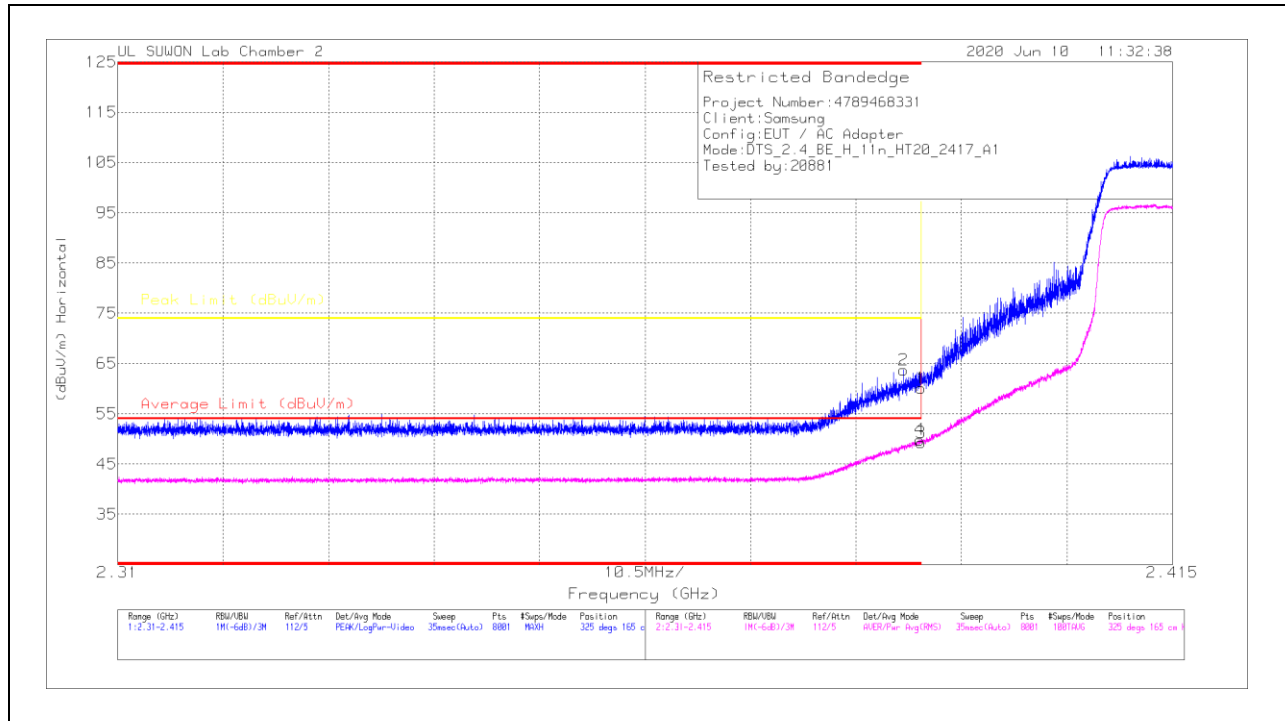
Trace Markers

| Marker | Frequency (GHz) | Meter Reading (dBuV) | Det | 3117_00168724 | 10dB_ATT(dB) | DC Corr (dB) | Corrected Reading (dBu/m) | Average Limit (dBu/m) | Margin (dB) | Peak Limit (dBu/m) | PK Margin (dB) | Azimuth (Degs) | Height (cm) | Polarity |
|--------|-----------------|----------------------|-----|---------------|--------------|--------------|---------------------------|-----------------------|-------------|--------------------|----------------|----------------|-------------|----------|
| 1 | * 2.39 | 48.22 | Pk | 31.6 | -20.6 | 0 | 59.22 | - | - | 74 | -14.78 | 216 | 316 | V |
| 2 | * 2.38988 | 49.7 | Pk | 31.6 | -20.6 | 0 | 60.7 | - | - | 74 | -13.3 | 216 | 316 | V |
| 3 | * 2.39 | 34.85 | RMS | 31.6 | -20.6 | -17 | 46.02 | 54 | -7.98 | - | - | 216 | 316 | V |
| 4 | * 2.38991 | 35.43 | RMS | 31.6 | -20.6 | -17 | 46.6 | 54 | -7.4 | - | - | 216 | 316 | V |

* - indicates frequency in CFR47 Pt 15 / IC RSS-Restricted Band
 Pk - Peak detector
 RMS - RMS detection

BANDEDGE (LOW CHANNEL, CH 2)

HORIZONTAL RESULT



Trace Markers

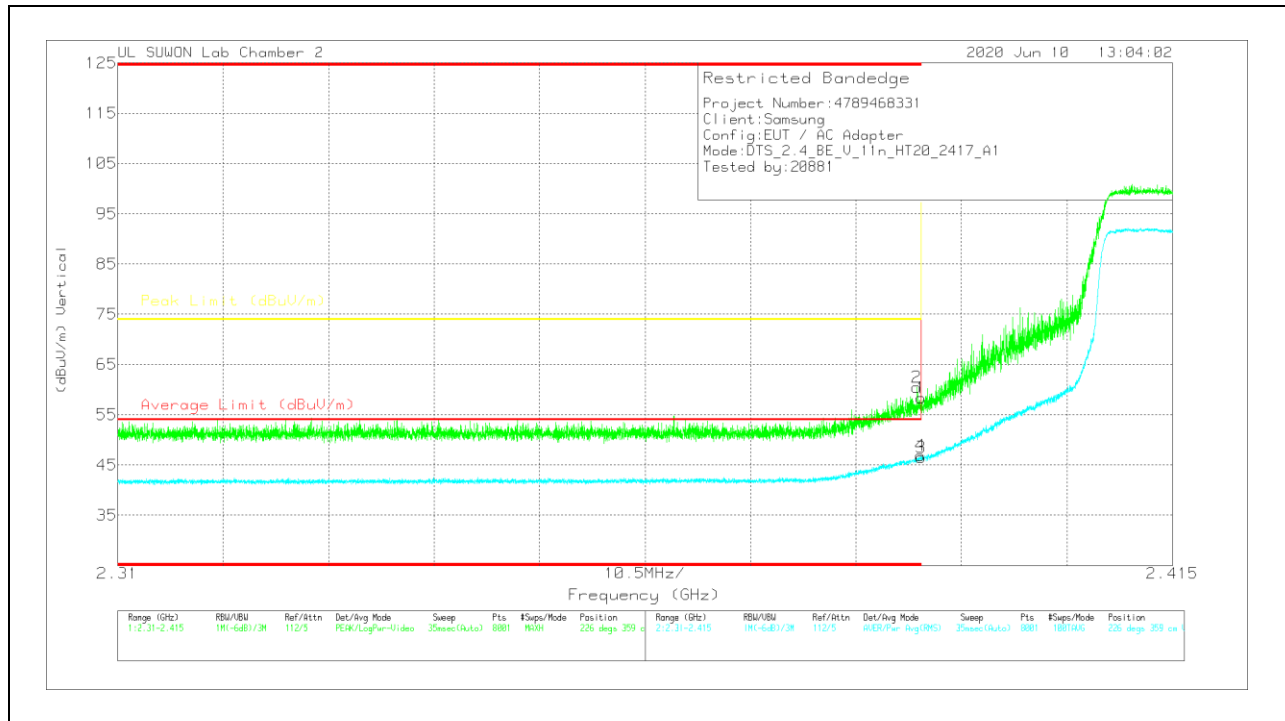
| Marker | Frequency (GHz) | Meter Reading (dBu) | Det | 3117_00168724 | 10dB_ATT[dB] | DC Corr (dB) | Corrected Reading (dBu/m) | Average Limit (dBu/m) | Margin (dB) | Peak Limit (dBu/m) | PK Margin (dB) | Altitude (Degs) | Height (cm) | Polarity |
|--------|-----------------|---------------------|-----|---------------|--------------|--------------|---------------------------|-----------------------|-------------|--------------------|----------------|-----------------|-------------|----------|
| 1 | * 2.39 | 49.07 | Pk | 31.6 | -20.6 | 0 | 60.07 | - | - | 74 | -13.93 | 325 | 165 | H |
| 2 | * 2.38824 | 52.67 | Pk | 31.6 | -20.6 | 0 | 63.67 | - | - | 74 | -10.33 | 325 | 165 | H |
| 3 | * 2.39 | 38.08 | RMS | 31.6 | -20.6 | -17 | 49.25 | 54 | -4.75 | - | - | 325 | 165 | H |
| 4 | * 2.38987 | 38.65 | RMS | 31.6 | -20.6 | -17 | 49.82 | 54 | -4.18 | - | - | 325 | 165 | H |

* - indicates frequency in CFR47 Pt 15 / IC RSS-Restricted Band

Pk - Peak detector

RMS - RMS detection

VERTICAL RESULT



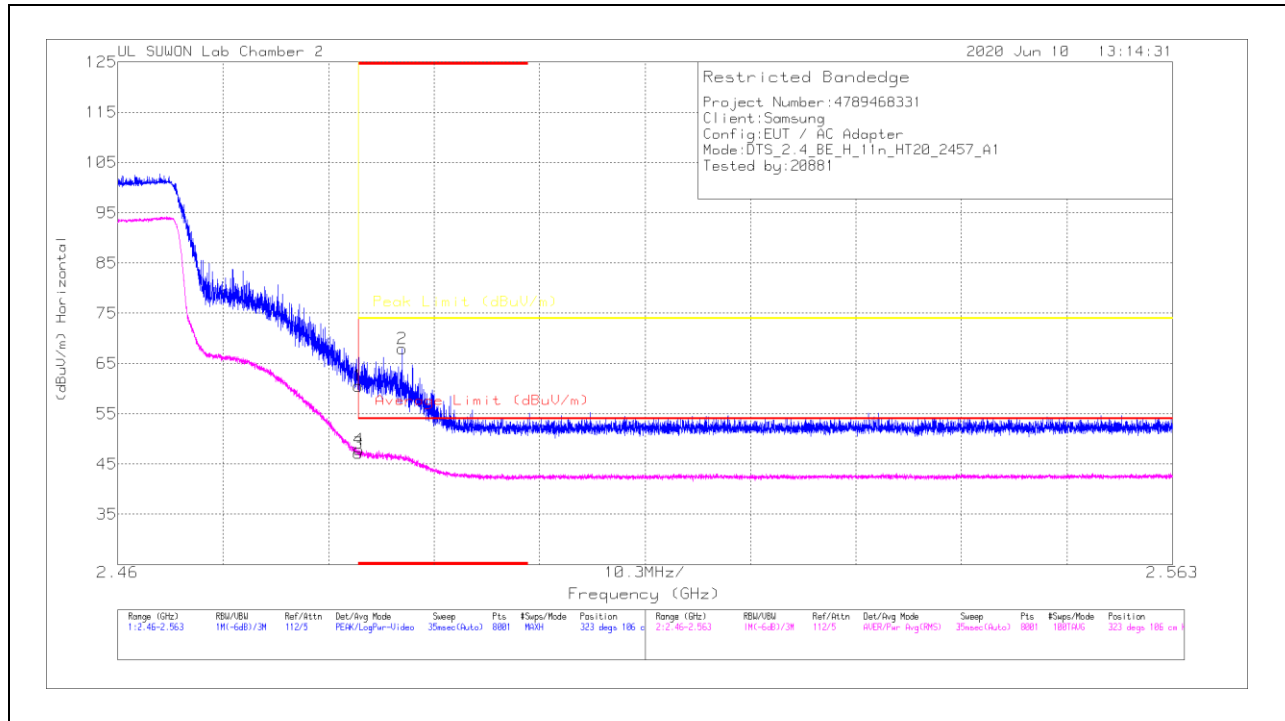
Trace Markers

| Marker | Frequency (GHz) | Meter Reading (dBuV) | Det | 3117_00168724 | 10dB_ATT(dB) | DC Corr (dB) | Corrected Reading (dBu/m) | Average Limit (dBu/m) | Margin (dB) | Peak Limit (dBu/m) | PK Margin (dB) | Azimuth (Degs) | Height (cm) | Polarity |
|--------|-----------------|----------------------|-----|---------------|--------------|--------------|---------------------------|-----------------------|-------------|--------------------|----------------|----------------|-------------|----------|
| 1 | * 2.39 | 47.37 | Pk | 31.6 | -20.6 | 0 | 58.37 | - | - | 74 | -15.63 | 226 | 359 | V |
| 2 | * 2.38952 | 49.43 | Pk | 31.6 | -20.6 | 0 | 60.43 | - | - | 74 | -13.57 | 226 | 359 | V |
| 3 | * 2.39 | 35.4 | RMS | 31.6 | -20.6 | -17 | 46.57 | 54 | -7.43 | - | - | 226 | 359 | V |
| 4 | * 2.38992 | 35.73 | RMS | 31.6 | -20.6 | -17 | 46.9 | 54 | -7.1 | - | - | 226 | 359 | V |

* - indicates frequency in CFR47 Pt 15 / IC RSS-Restricted Band
 Pk - Peak detector
 RMS - RMS detection

BANDEDGE (HIGH CHANNEL, CH 10)

HORIZONTAL RESULT



Trace Markers

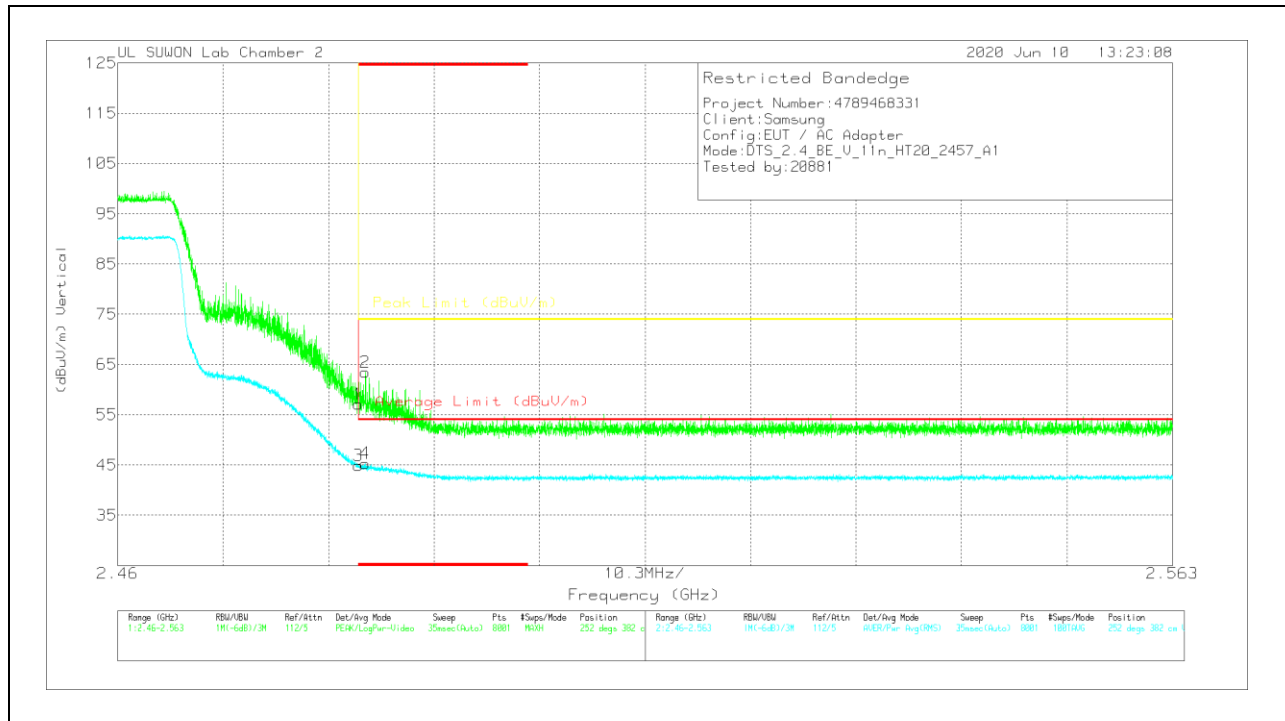
| Marker | Frequency (GHz) | Meter Reading (dBuV) | Det | 3117_00168724 | 10dB_ATT[dB] | DC Corr (dB) | Corrected Reading (dBuV/m) | Average Limit (dBuV/m) | Margin (dB) | Peak Limit (dBuV/m) | PK Margin (dB) | Altitude (Degs) | Height (cm) | Polarity |
|--------|-----------------|----------------------|-----|---------------|--------------|--------------|----------------------------|------------------------|-------------|---------------------|----------------|-----------------|-------------|----------|
| 1 | * 2.48351 | 49.04 | Pk | 31.9 | -20.4 | 0 | 60.54 | - | - | 74 | -13.46 | 323 | 106 | H |
| 2 | * 2.48776 | 56.51 | Pk | 31.9 | -20.5 | 0 | 67.91 | - | - | 74 | -6.09 | 323 | 106 | H |
| 3 | * 2.48351 | 35.5 | RMS | 31.9 | -20.4 | -17 | 47.17 | 54 | -6.83 | - | - | 323 | 106 | H |
| 4 | * 2.48357 | 36.19 | RMS | 31.9 | -20.4 | -17 | 47.86 | 54 | -6.14 | - | - | 323 | 106 | H |

* - indicates frequency in CFR47 Pt 15 / IC RSS-Restricted Band

Pk - Peak detector

RMS - RMS detection

VERTICAL RESULT



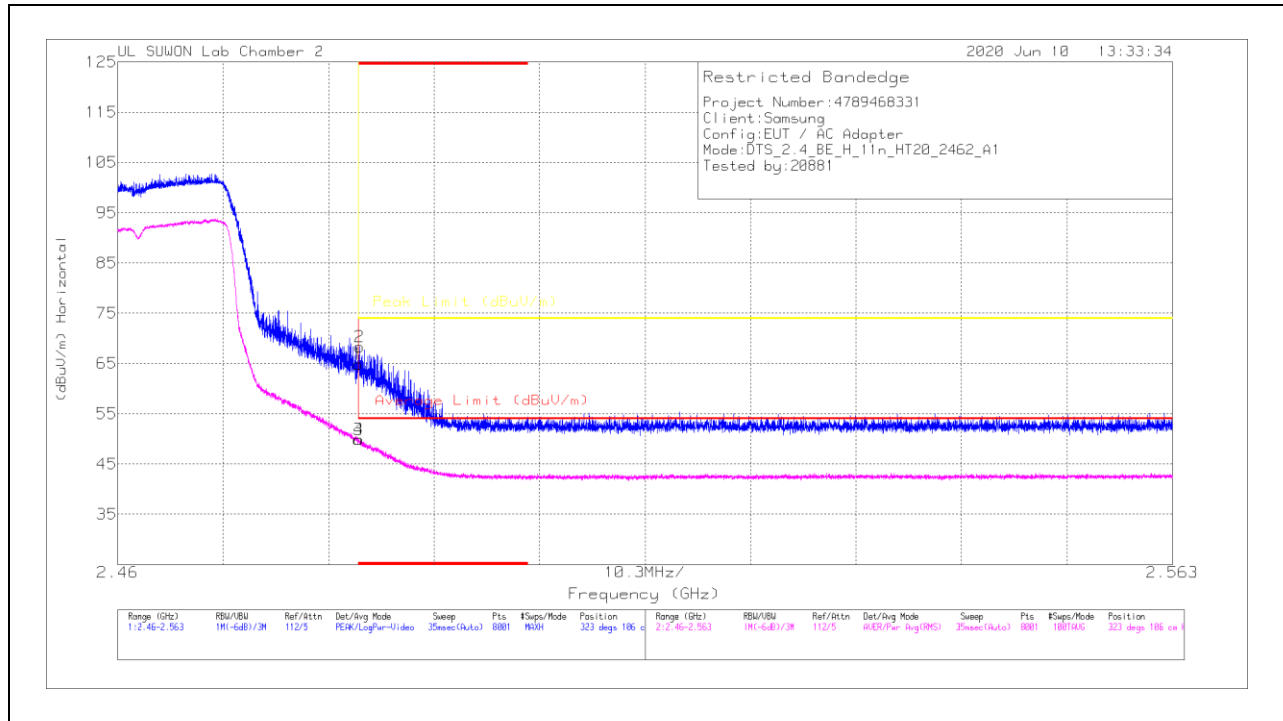
Trace Markers

| Marker | Frequency (GHz) | Meter Reading (dBuV) | Det | 3117_00168724 | 10dB_ATT[dB] | DC Corr (dB) | Corrected Reading (dBuV/m) | Average Limit (dBuV/m) | Margin (dB) | Peak Limit (dBuV/m) | PK Margin (dB) | Azimuth (Degs) | Height (cm) | Polarity |
|--------|-----------------|----------------------|-----|---------------|--------------|--------------|----------------------------|------------------------|-------------|---------------------|----------------|----------------|-------------|----------|
| 1 | * 2.48351 | 45.61 | Pk | 31.9 | -20.4 | 0 | 57.11 | - | - | 74 | -16.89 | 252 | 382 | V |
| 2 | * 2.48419 | 51.97 | Pk | 31.9 | -20.4 | 0 | 63.47 | - | - | 74 | -10.53 | 252 | 382 | V |
| 3 | * 2.48351 | 33.2 | RMS | 31.9 | -20.4 | -0.17 | 44.87 | 54 | -9.13 | - | - | 252 | 382 | V |
| 4 | * 2.48414 | 33.66 | RMS | 31.9 | -20.4 | -0.17 | 45.33 | 54 | -8.67 | - | - | 252 | 382 | V |

* - indicates frequency in CFR47 Pt 15 / IC RSS-Restricted Band
 Pk - Peak detector
 RMS - RMS detection

BANDEDGE (HIGH CHANNEL, CH 11)

HORIZONTAL RESULT



Trace Markers

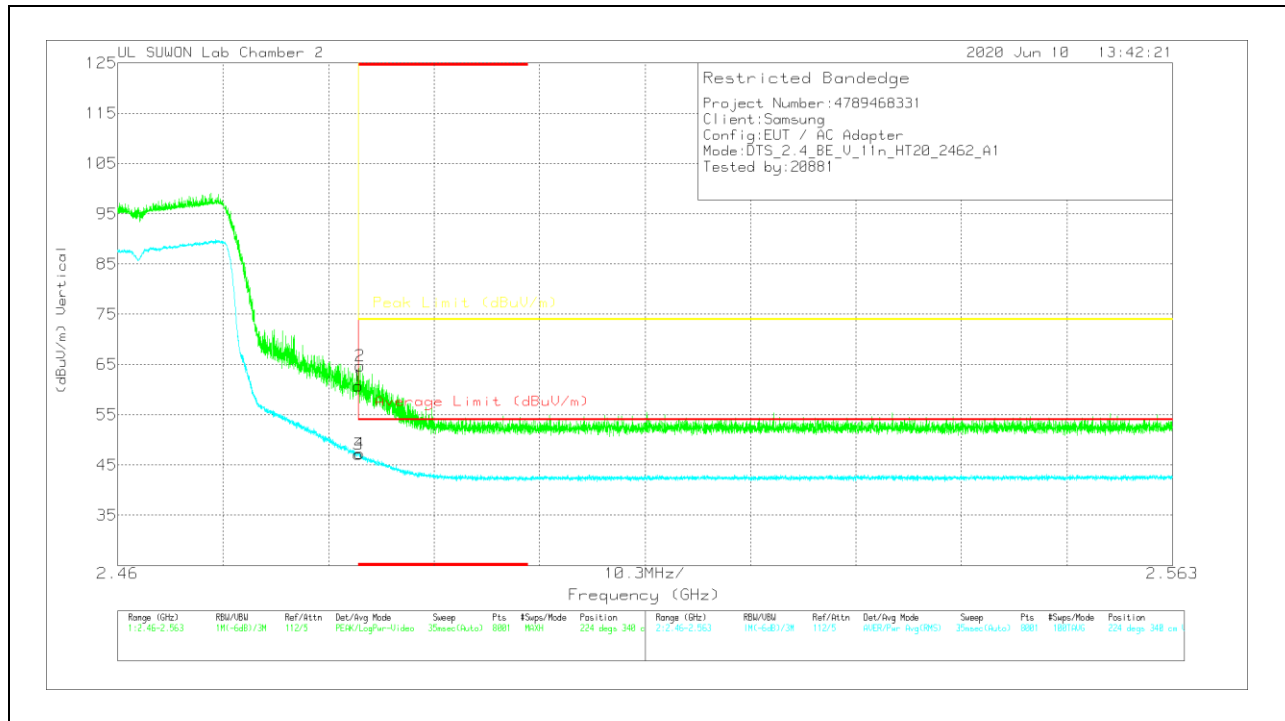
| Marker | Frequency (GHz) | Meter Reading (dBuV) | Det | 3117_00168724 | 10dB_ATT[dB] | DC Corr (dB) | Corrected Reading (dBuV/m) | Average Limit (dBuV/m) | Margin (dB) | Peak Limit (dBuV/m) | PK Margin (dB) | Altitude (Degs) | Height (cm) | Polarity |
|--------|-----------------|----------------------|-----|---------------|--------------|--------------|----------------------------|------------------------|-------------|---------------------|----------------|-----------------|-------------|----------|
| 1 | * 2.48351 | 53.4 | Pk | 31.9 | -20.4 | 0 | 64.9 | - | - | 74 | -9.1 | 323 | 106 | H |
| 2 | * 2.48361 | 56.81 | Pk | 31.9 | -20.4 | 0 | 68.31 | - | - | 74 | -5.69 | 323 | 106 | H |
| 3 | * 2.48351 | 38.18 | RMS | 31.9 | -20.4 | -17 | 49.85 | 54 | -4.15 | - | - | 323 | 106 | H |
| 4 | * 2.48355 | 38.21 | RMS | 31.9 | -20.4 | -17 | 49.88 | 54 | -4.12 | - | - | 323 | 106 | H |

* - indicates frequency in CFR47 Pt 15 / IC RSS-Restricted Band

Pk - Peak detector

RMS - RMS detection

VERTICAL RESULT



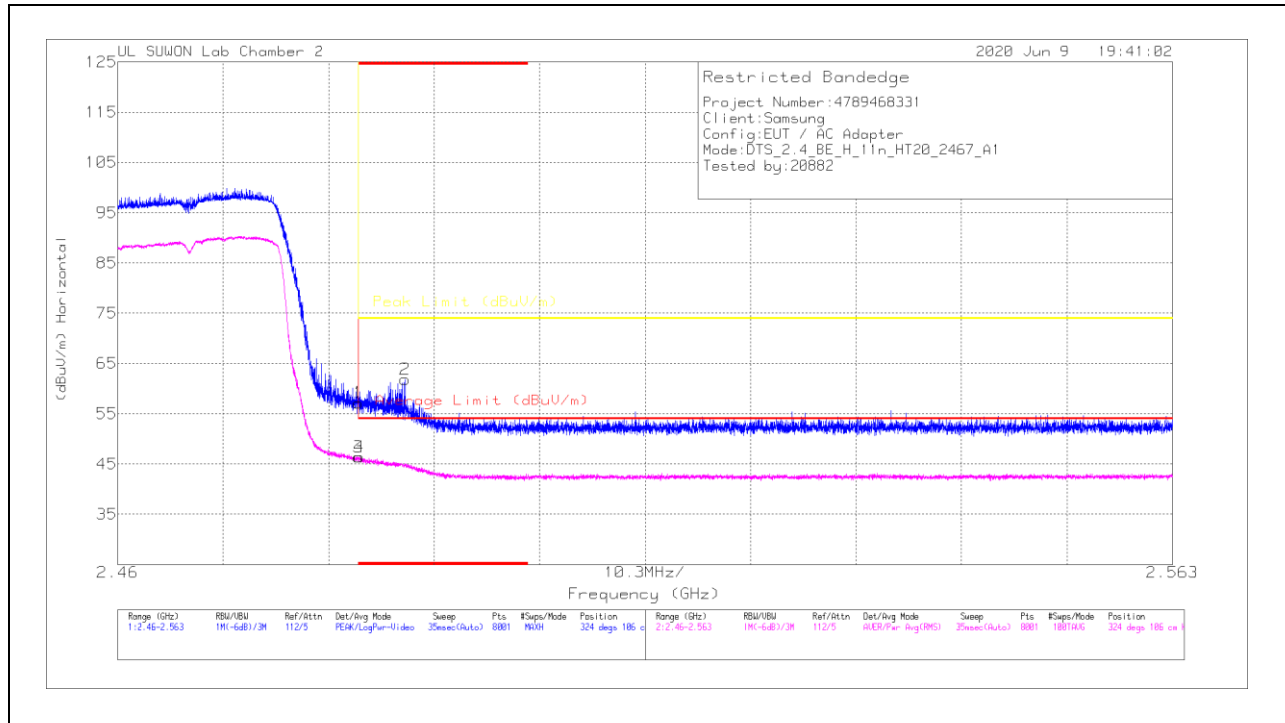
Trace Markers

| Marker | Frequency (GHz) | Meter Reading (dBuV) | Det | 3117_00168724 | 10dB_ATT[dB] | DC Corr (dB) | Corrected Reading (dBuV/m) | Average Limit (dBuV/m) | Margin (dB) | Peak Limit (dBuV/m) | PK Margin (dB) | Azimuth (Degs) | Height (cm) | Polarity |
|--------|-----------------|----------------------|-----|---------------|--------------|--------------|----------------------------|------------------------|-------------|---------------------|----------------|----------------|-------------|----------|
| 1 | * 2.48351 | 49.24 | Pk | 31.9 | -20.4 | 0 | 60.74 | - | - | 74 | -13.26 | 224 | 340 | V |
| 2 | * 2.48366 | 53.24 | Pk | 31.9 | -20.4 | 0 | 64.74 | - | - | 74 | -9.26 | 224 | 340 | V |
| 3 | * 2.48351 | 35.45 | RMS | 31.9 | -20.4 | -17 | 47.12 | 54 | -6.88 | - | - | 224 | 340 | V |
| 4 | * 2.48361 | 35.57 | RMS | 31.9 | -20.4 | -17 | 47.24 | 54 | -6.76 | - | - | 224 | 340 | V |

* - indicates frequency in CFR47 Pt 15 / IC RSS-Restricted Band
 Pk - Peak detector
 RMS - RMS detection

BANDEDGE (HIGH CHANNEL, CH 12)

HORIZONTAL RESULT



Trace Markers

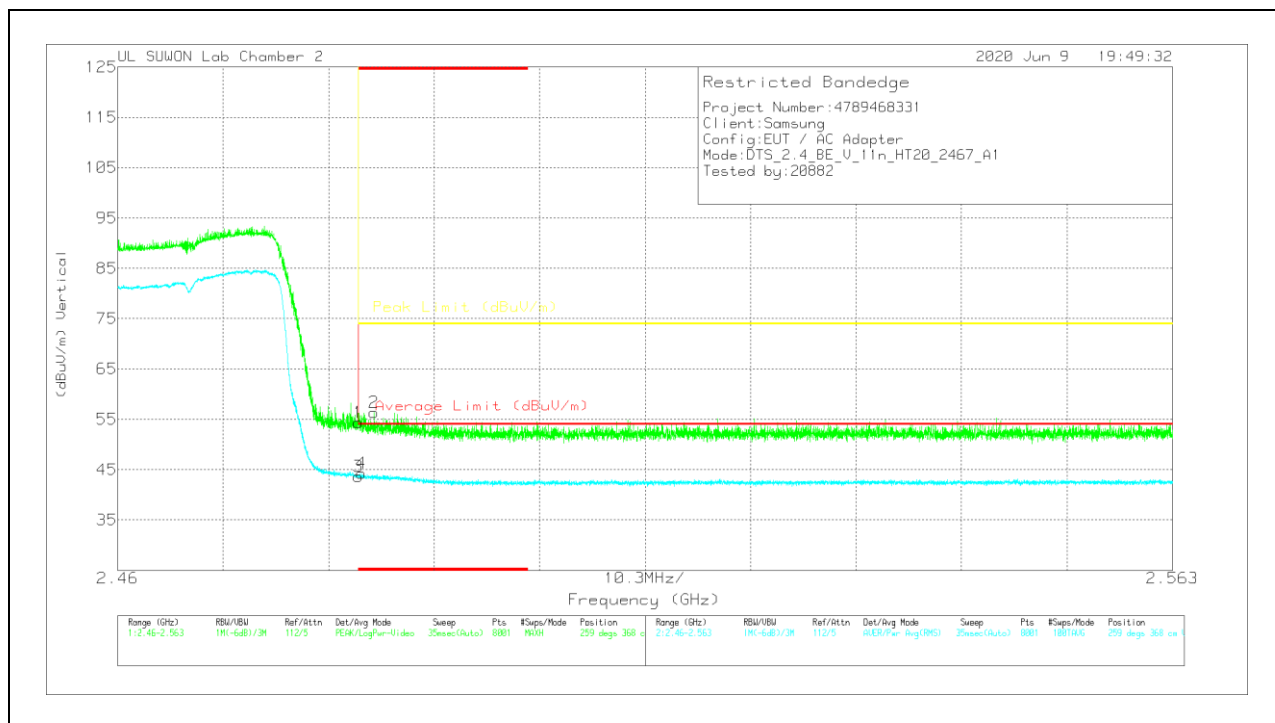
| Marker | Frequency (GHz) | Meter Reading (dBuV) | Det | 3117_00168724 | 10dB_ATT[dB] | DC Corr (dB) | Corrected Reading (dBuV/m) | Average Limit (dBuV/m) | Margin (dB) | Peak Limit (dBuV/m) | PK Margin (dB) | Azimuth (Degs) | Height (cm) | Polarity |
|--------|-----------------|----------------------|-----|---------------|--------------|--------------|----------------------------|------------------------|-------------|---------------------|----------------|----------------|-------------|----------|
| 1 | * 2.48351 | 45.67 | Pk | 31.9 | -20.4 | 0 | 57.17 | - | - | 74 | -16.83 | 324 | 106 | H |
| 2 | * 2.48805 | 50.43 | Pk | 31.9 | -20.5 | 0 | 61.83 | - | - | 74 | -12.17 | 324 | 106 | H |
| 3 | * 2.48351 | 34.69 | RMS | 31.9 | -20.4 | -17 | 46.36 | 54 | -7.64 | - | - | 324 | 106 | H |
| 4 | * 2.48359 | 34.75 | RMS | 31.9 | -20.4 | -17 | 46.42 | 54 | -7.58 | - | - | 324 | 106 | H |

* - indicates frequency in CFR47 Pt 15 / IC RSS-Restricted Band

Pk - Peak detector

RMS - RMS detection

VERTICAL RESULT



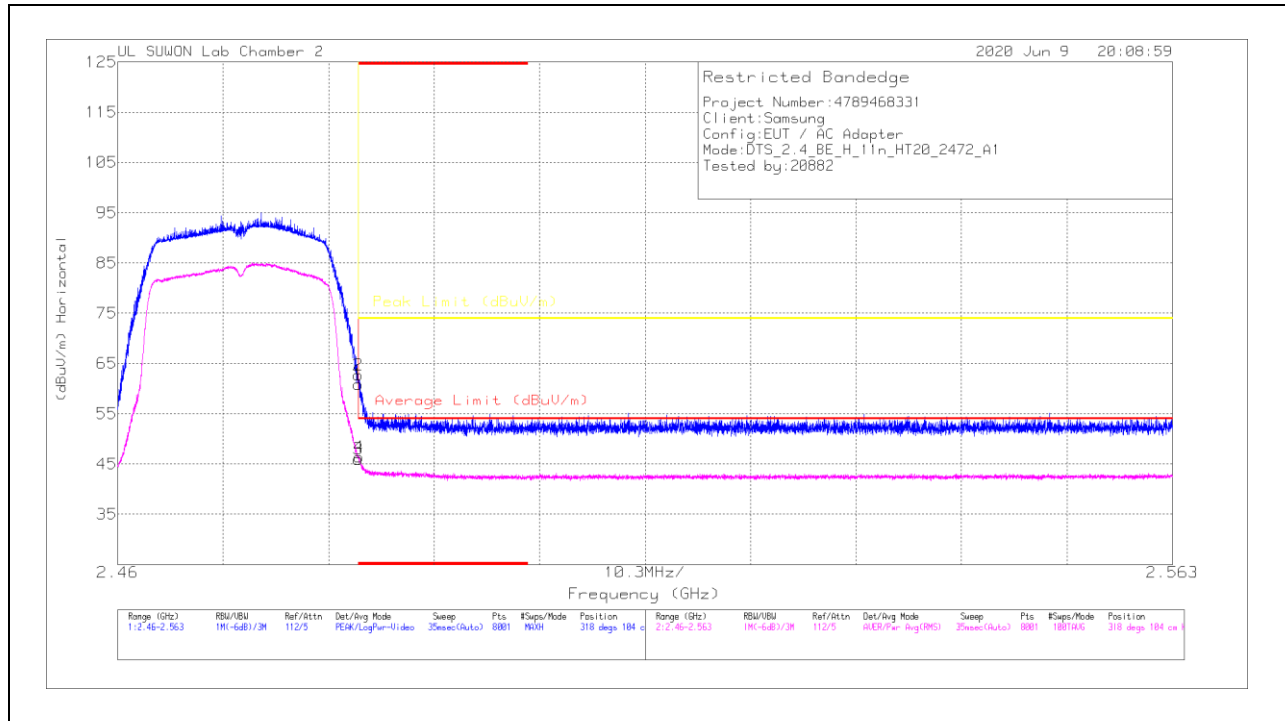
Trace Markers

| Marker | Frequency (GHz) | Meter Reading (dBuV) | Det | 3117_00168724 | 10dB_ATT[dB] | DC Corr (dB) | Corrected Reading (dBuV/m) | Average Limit (dBuV/m) | Margin (dB) | Peak Limit (dBuV/m) | PK Margin (dB) | Azimuth (Degs) | Height (cm) | Polarity |
|--------|-----------------|----------------------|-----|---------------|--------------|--------------|----------------------------|------------------------|-------------|---------------------|----------------|----------------|-------------|----------|
| 1 | * 2.48351 | 42.9 | Pk | 31.9 | -20.4 | 0 | 54.4 | - | - | 74 | -19.6 | 259 | 368 | V |
| 2 | * 2.48504 | 44.87 | Pk | 31.9 | -20.4 | 0 | 56.37 | - | - | 74 | -17.63 | 259 | 368 | V |
| 3 | * 2.48351 | 31.94 | RMS | 31.9 | -20.4 | .17 | 43.61 | 54 | -10.39 | - | - | 259 | 368 | V |
| 4 | * 2.48382 | 32.57 | RMS | 31.9 | -20.4 | .17 | 44.24 | 54 | -9.76 | - | - | 259 | 368 | V |

* - indicates frequency in CFR47 Pt 15 / IC RSS-Restricted Band
 Pk - Peak detector
 RMS - RMS detection

BANDEDGE (HIGH CHANNEL, CH 13)

HORIZONTAL RESULT

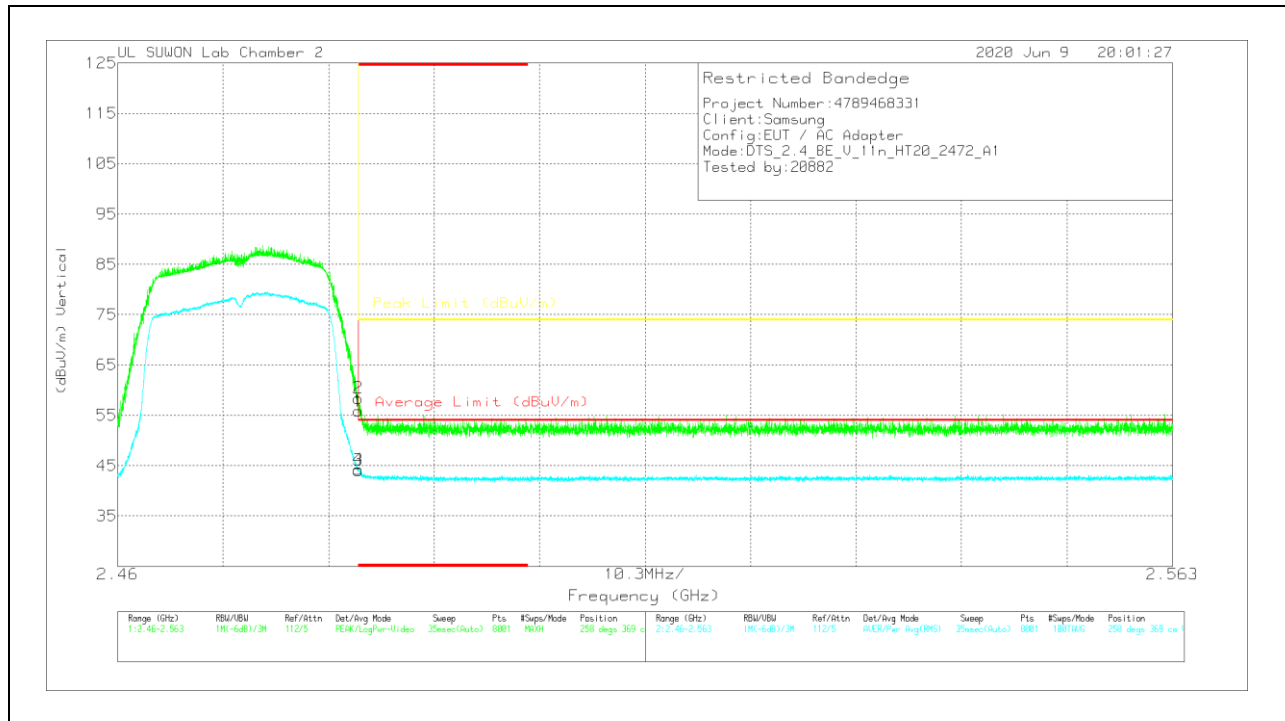


Trace Markers

| Marker | Frequency (GHz) | Meter Reading (dBuV) | Det | 3117_00168724 | 10dB_ATT[dB] | DC Corr (dB) | Corrected Reading (dBuV/m) | Average Limit (dBuV/m) | Margin (dB) | Peak Limit (dBuV/m) | PK Margin (dB) | Altitude (Degs) | Height (cm) | Polarity |
|--------|-----------------|----------------------|-----|---------------|--------------|--------------|----------------------------|------------------------|-------------|---------------------|----------------|-----------------|-------------|----------|
| 1 | * 2.48351 | 49.3 | Pk | 31.9 | -20.4 | 0 | 60.9 | - | - | 74 | -13.2 | 318 | 104 | H |
| 2 | * 2.48352 | 51.23 | Pk | 31.9 | -20.4 | 0 | 62.73 | - | - | 74 | -11.27 | 318 | 104 | H |
| 3 | * 2.48351 | 34.29 | RMS | 31.9 | -20.4 | -17 | 45.96 | 54 | -8.04 | - | - | 318 | 104 | H |
| 4 | * 2.48355 | 34.73 | RMS | 31.9 | -20.4 | -17 | 46.4 | 54 | -7.6 | - | - | 318 | 104 | H |

* - indicates frequency in CFR47 Pt 15 / IC RSS-Restricted Band
 Pk - Peak detector
 RMS - RMS detection

VERTICAL RESULT



Trace Markers

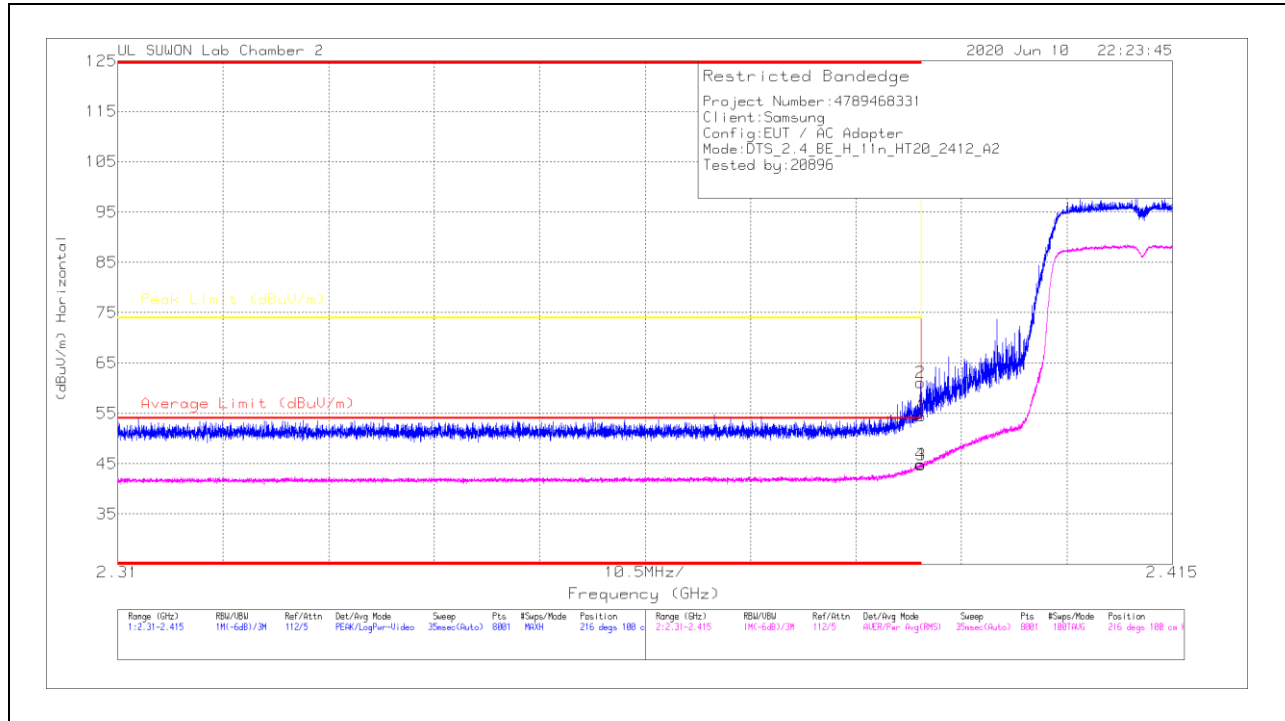
| Marker | Frequency (GHz) | Meter Reading (dBuV) | Det | 3117_00168724 | 10dB_ATT[dB] | DC Corr (dB) | Corrected Reading (dBuV/m) | Average Limit (dBuV/m) | Margin (dB) | Peak Limit (dBuV/m) | PK Margin (dB) | Azimuth (Degs) | Height (cm) | Polarity |
|--------|-----------------|----------------------|-----|---------------|--------------|--------------|----------------------------|------------------------|-------------|---------------------|----------------|----------------|-------------|----------|
| 1 | * 2.48351 | 44.36 | Pk | 31.9 | -20.4 | 0 | 55.86 | - | - | 74 | -18.14 | 258 | 369 | V |
| 2 | * 2.48352 | 46.92 | Pk | 31.9 | -20.4 | 0 | 58.42 | - | - | 74 | -15.58 | 258 | 369 | V |
| 3 | * 2.48351 | 32.42 | RMS | 31.9 | -20.4 | .17 | 44.09 | 54 | -9.91 | - | - | 258 | 369 | V |
| 4 | * 2.48352 | 32.62 | RMS | 31.9 | -20.4 | .17 | 44.29 | 54 | -9.71 | - | - | 258 | 369 | V |

* - indicates frequency in CFR47 Pt 15 / IC RSS-Restricted Band
 Pk - Peak detector
 RMS - RMS detection

1TX Antenna 2

BANDEDGE (LOW CHANNEL, CH 1)

HORIZONTAL RESULT

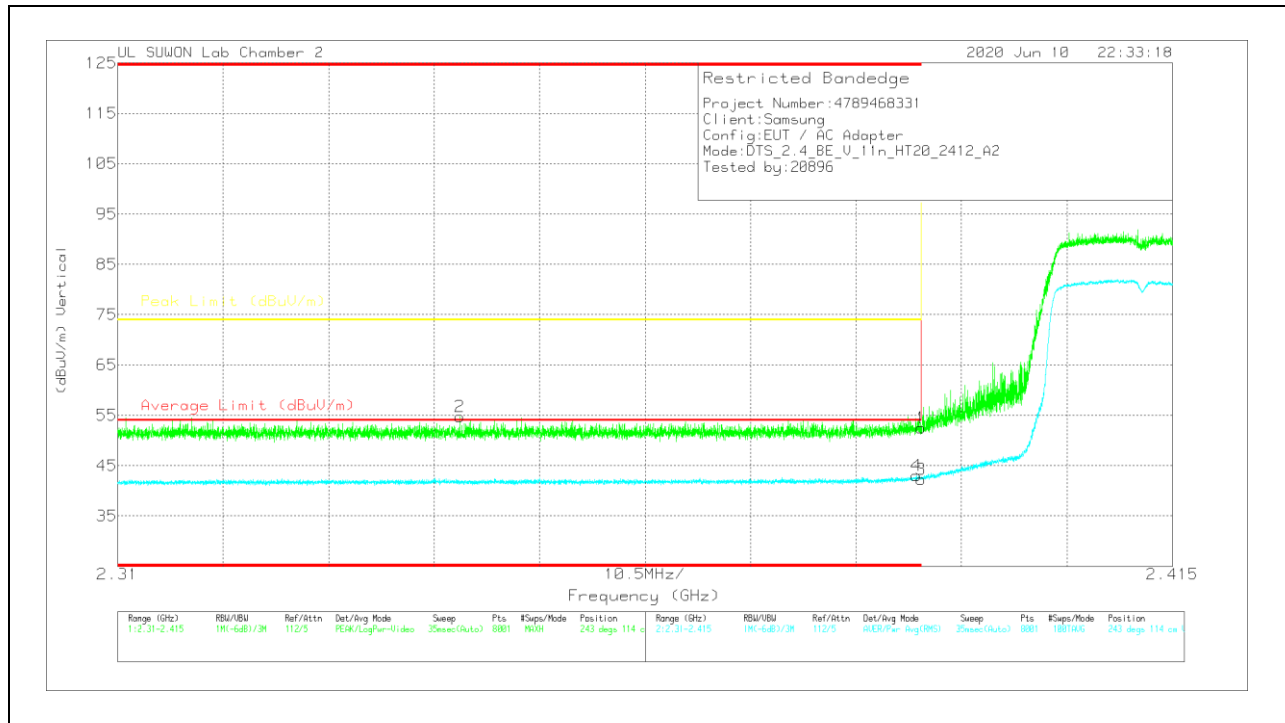


Trace Markers

| Marker | Frequency (GHz) | Meter Reading (dBuV) | Det | 3117_00168724 | 10dB_ATT[dB] | DC Corr (dB) | Corrected Reading (dBuV/m) | Average Limit (dBuV/m) | Margin (dB) | Peak Limit (dBuV/m) | PK Margin (dB) | Altitude (Degs) | Height (cm) | Polarity |
|--------|-----------------|----------------------|-----|---------------|--------------|--------------|----------------------------|------------------------|-------------|---------------------|----------------|-----------------|-------------|----------|
| 1 | * 2.39 | 43.51 | PK | 31.6 | -20.6 | 0 | 54.51 | - | - | 74 | -19.49 | 216 | 100 | H |
| 2 | * 2.38989 | 50.08 | PK | 31.6 | -20.6 | 0 | 61.08 | - | - | 74 | -12.92 | 216 | 100 | H |
| 3 | * 2.39 | 33.59 | RMS | 31.6 | -20.6 | -17 | 44.76 | 54 | -9.24 | - | - | 216 | 100 | H |
| 4 | * 2.38991 | 33.69 | RMS | 31.6 | -20.6 | -17 | 44.86 | 54 | -9.14 | - | - | 216 | 100 | H |

* - indicates frequency in CFR47 Pt 15 / IC RSS-Restricted Band
 Pk - Peak detector
 RMS - RMS detection

VERTICAL RESULT



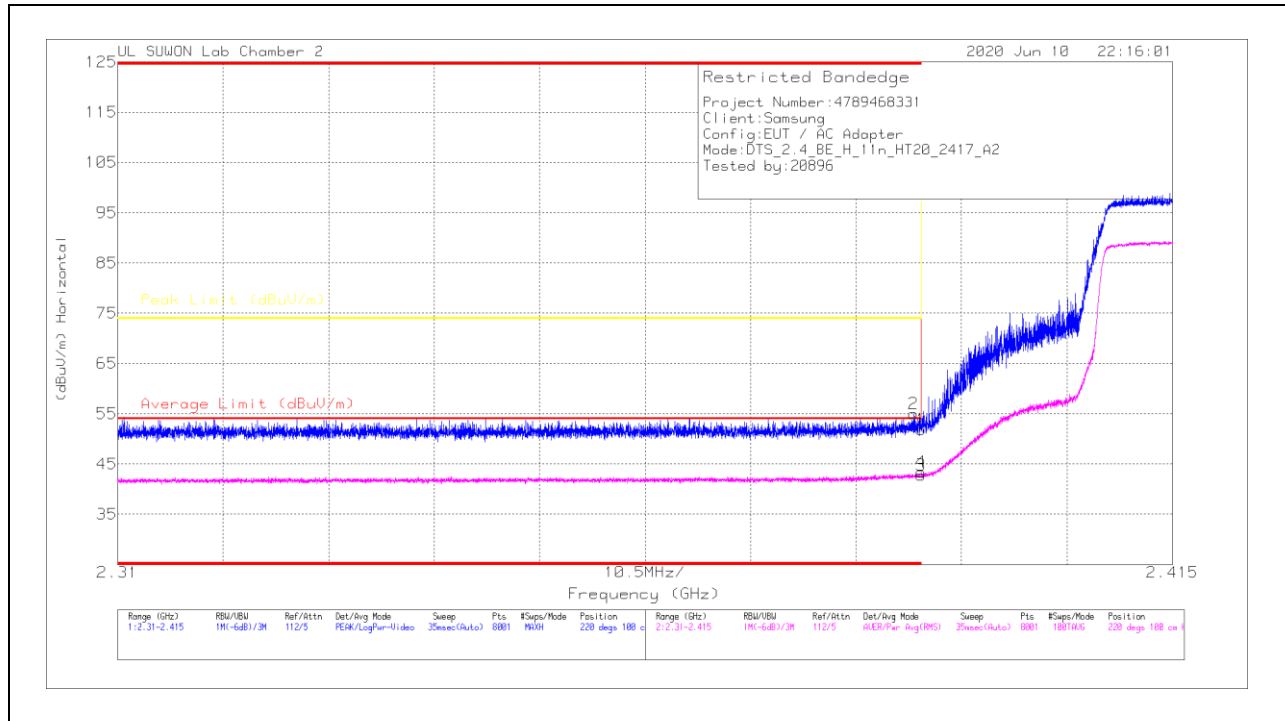
Trace Markers

| Marker | Frequency (GHz) | Meter Reading (dBuV) | Det | 3117_00168724 | 10dB_ATT[dB] | DC Corr (dB) | Corrected Reading (dBuV/m) | Average Limit (dBuV/m) | Margin (dB) | Peak Limit (dBuV/m) | PK Margin (dB) | Azimuth (Degs) | Height (cm) | Polarity |
|--------|-----------------|----------------------|-----|---------------|--------------|--------------|----------------------------|------------------------|-------------|---------------------|----------------|----------------|-------------|----------|
| 1 | * 2.39 | 41.55 | Pk | 31.6 | -20.6 | 0 | 52.55 | - | - | 74 | -21.45 | 243 | 114 | V |
| 2 | * 2.34403 | 43.99 | PK | 31.5 | -20.7 | 0 | 54.79 | - | - | 74 | -19.21 | 243 | 114 | V |
| 3 | * 2.39 | 31.1 | RMS | 31.6 | -20.6 | .17 | 42.27 | 54 | -11.73 | - | - | 243 | 114 | V |
| 4 | * 2.38951 | 31.85 | RMS | 31.6 | -20.6 | .17 | 43.02 | 54 | -10.98 | - | - | 243 | 114 | V |

* - indicates frequency in CFR47 Pt 15 / IC RSS-Restricted Band
 Pk - Peak detector
 RMS - RMS detection

BANDEDGE (LOW CHANNEL, CH 2)

HORIZONTAL RESULT



Trace Markers

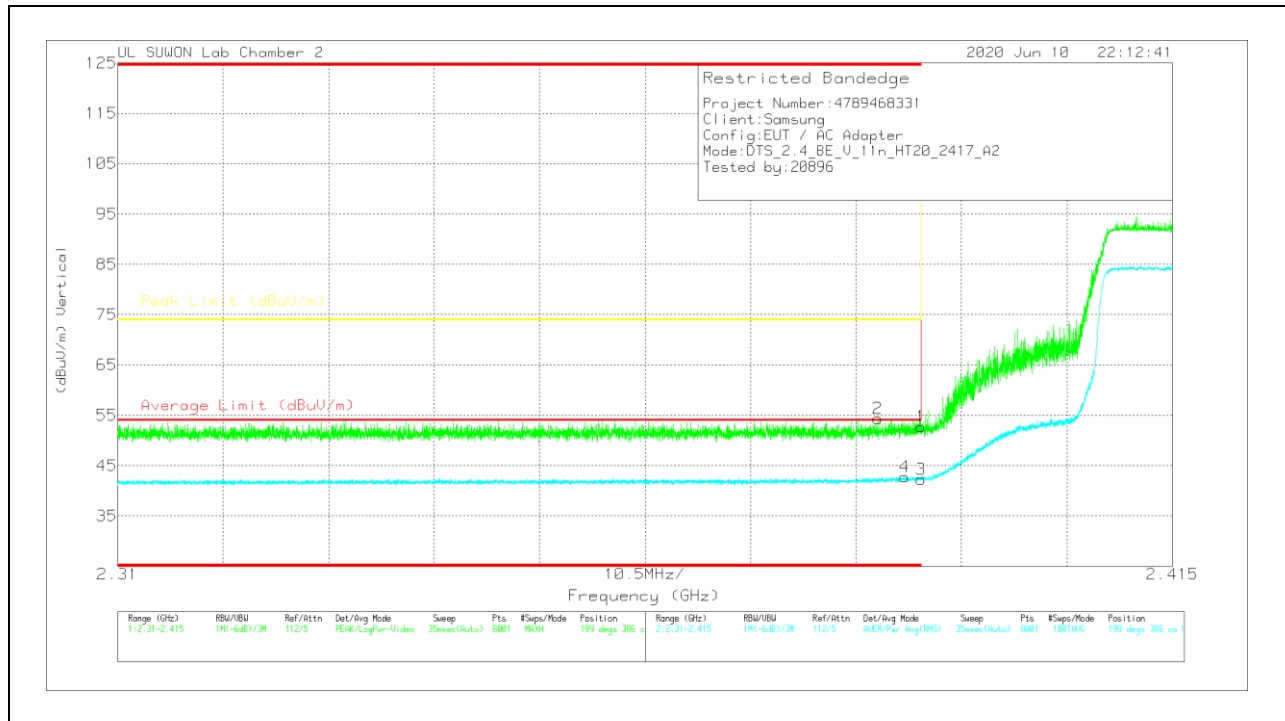
| Marker | Frequency (GHz) | Meter Reading (dBuV) | Det | 3117_00168724 | 10dB_ATT[dB] | DC Corr (dB) | Corrected Reading (dBuV/m) | Average Limit (dBuV/m) | Margin (dB) | Peak Limit (dBuV/m) | PK Margin (dB) | Altitude (Degs) | Height (cm) | Polarity |
|--------|-----------------|----------------------|-----|---------------|--------------|--------------|----------------------------|------------------------|-------------|---------------------|----------------|-----------------|-------------|----------|
| 1 | * 2.39 | 40.88 | Pk | 31.6 | -20.6 | 0 | 51.88 | - | - | 74 | -22.12 | 220 | 100 | H |
| 2 | * 2.38921 | 44.03 | Pk | 31.6 | -20.6 | 0 | 55.03 | - | - | 74 | -18.97 | 220 | 100 | H |
| 3 | * 2.39 | 31.64 | RMS | 31.6 | -20.6 | -17 | 42.81 | 54 | -11.19 | - | - | 220 | 100 | H |
| 4 | * 2.38998 | 32.23 | RMS | 31.6 | -20.6 | -17 | 43.4 | 54 | -10.6 | - | - | 220 | 100 | H |

* - indicates frequency in CFR47 Pt 15 / IC RSS-Restricted Band

Pk - Peak detector

RMS - RMS detection

VERTICAL RESULT



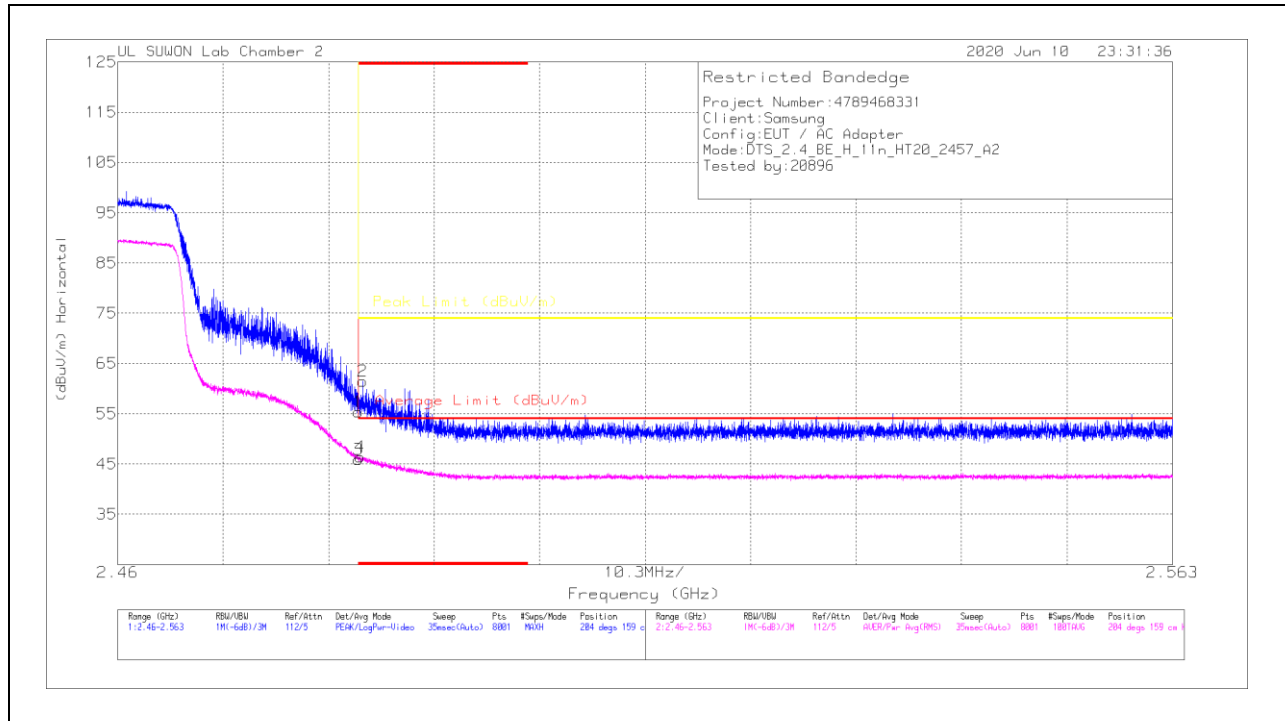
Trace Markers

| Marker | Frequency (GHz) | Meter Reading (dBuV) | Det | 3117_00168724 | 10dB_ATT[dB] | DC Corr (dB) | Corrected Reading (dBuV/m) | Average Limit (dBuV/m) | Margin (dB) | Peak Limit (dBuV/m) | PK Margin (dB) | Azimuth (Degs) | Height (cm) | Polarity |
|--------|-----------------|----------------------|-----|---------------|--------------|--------------|----------------------------|------------------------|-------------|---------------------|----------------|----------------|-------------|----------|
| 1 | * 2.39 | 41.75 | Pk | 31.6 | -20.6 | 0 | 52.75 | - | - | 74 | -21.25 | 199 | 386 | V |
| 2 | * 2.38568 | 43.42 | Pk | 31.6 | -20.6 | 0 | 54.42 | - | - | 74 | -19.58 | 199 | 386 | V |
| 3 | * 2.39 | 31.07 | RMS | 31.6 | -20.6 | .17 | 42.24 | 54 | -11.76 | - | - | 199 | 386 | V |
| 4 | * 2.38837 | 31.59 | RMS | 31.6 | -20.6 | .17 | 42.76 | 54 | -11.24 | - | - | 199 | 386 | V |

* - indicates frequency in CFR47 Pt 15 / IC RSS-Restricted Band
 Pk - Peak detector
 RMS - RMS detection

BANDEDGE (HIGH CHANNEL, CH 10)

HORIZONTAL RESULT



Trace Markers

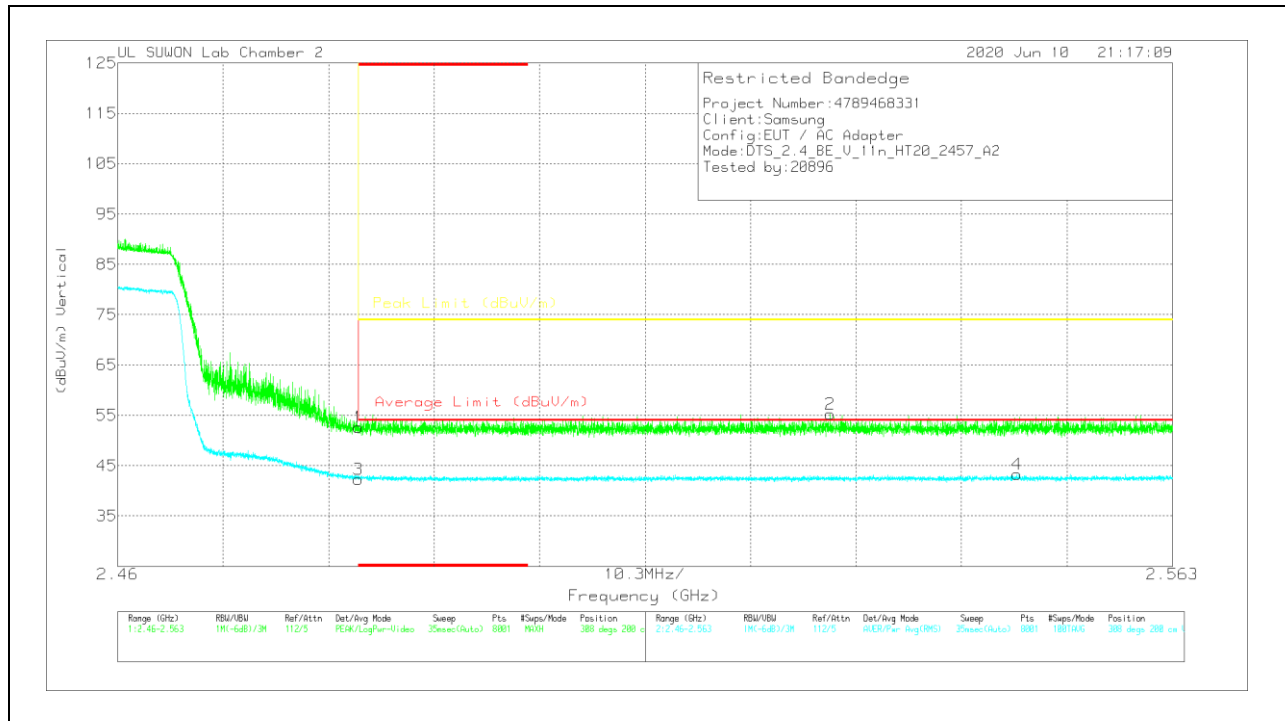
| Marker | Frequency (GHz) | Meter Reading (dBuV) | Det | 3117_00168724 | 10dB_ATT[dB] | DC Corr (dB) | Corrected Reading (dBuV/m) | Average Limit (dBuV/m) | Margin (dB) | Peak Limit (dBuV/m) | PK Margin (dB) | Altitude (Degs) | Height (cm) | Polarity |
|--------|-----------------|----------------------|-----|---------------|--------------|--------------|----------------------------|------------------------|-------------|---------------------|----------------|-----------------|-------------|----------|
| 1 | * 2.48351 | 43.87 | Pk | 31.9 | -20.4 | 0 | 55.37 | - | - | 74 | -18.63 | 204 | 159 | H |
| 2 | * 2.48392 | 49.96 | Pk | 31.9 | -20.4 | 0 | 61.46 | - | - | 74 | -12.54 | 204 | 159 | H |
| 3 | * 2.48351 | 34.2 | RMS | 31.9 | -20.4 | -17 | 45.87 | 54 | -8.13 | - | - | 204 | 159 | H |
| 4 | * 2.48365 | 34.76 | RMS | 31.9 | -20.4 | -17 | 46.43 | 54 | -7.57 | - | - | 204 | 159 | H |

* - indicates frequency in CFR47 Pt 15 / IC RSS-Restricted Band

Pk - Peak detector

RMS - RMS detection

VERTICAL RESULT



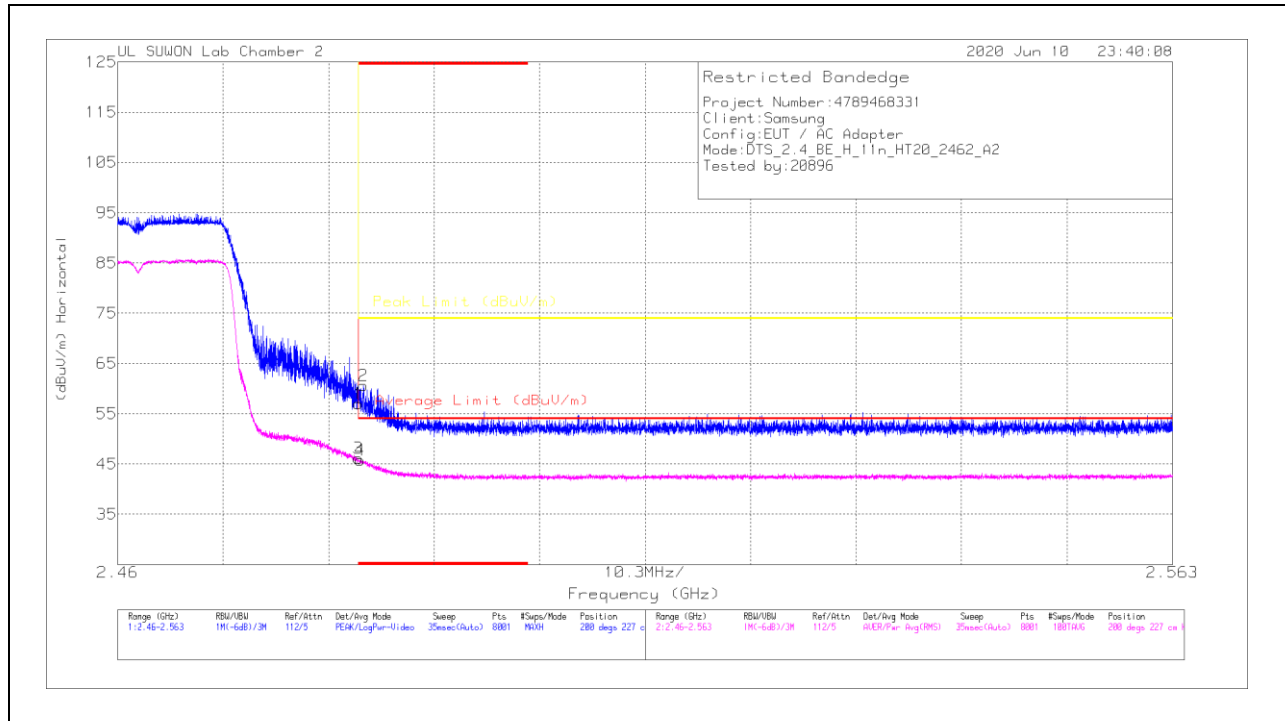
Trace Markers

| Marker | Frequency (GHz) | Meter Reading (dBuV) | Det | 3117_00168724 | 10dB_ATT[dB] | DC Corr (dB) | Corrected Reading (dBuV/m) | Average Limit (dBuV/m) | Margin (dB) | Peak Limit (dBuV/m) | PK Margin (dB) | Azimuth (Degs) | Height (cm) | Polarity |
|--------|-----------------|----------------------|-----|---------------|--------------|--------------|----------------------------|------------------------|-------------|---------------------|----------------|----------------|-------------|----------|
| 1 | * 2.48351 | 41.09 | Pk | 31.9 | -20.4 | 0 | 52.59 | - | - | 74 | -21.41 | 308 | 200 | V |
| 2 | 2.52956 | 43.68 | Pk | 32 | -20.4 | 0 | 55.28 | - | - | 74 | -18.72 | 308 | 200 | V |
| 3 | * 2.48351 | 30.66 | RMS | 31.9 | -20.4 | .17 | 42.33 | 54 | -11.67 | - | - | 308 | 200 | V |
| 4 | 2.54781 | 31.55 | RMS | 32 | -20.4 | .17 | 43.32 | 54 | -10.68 | - | - | 308 | 200 | V |

* - indicates frequency in CFR47 Pt 15 / IC RSS-Restricted Band
 Pk - Peak detector
 RMS - RMS detection

BANDEDGE (HIGH CHANNEL, CH 11)

HORIZONTAL RESULT

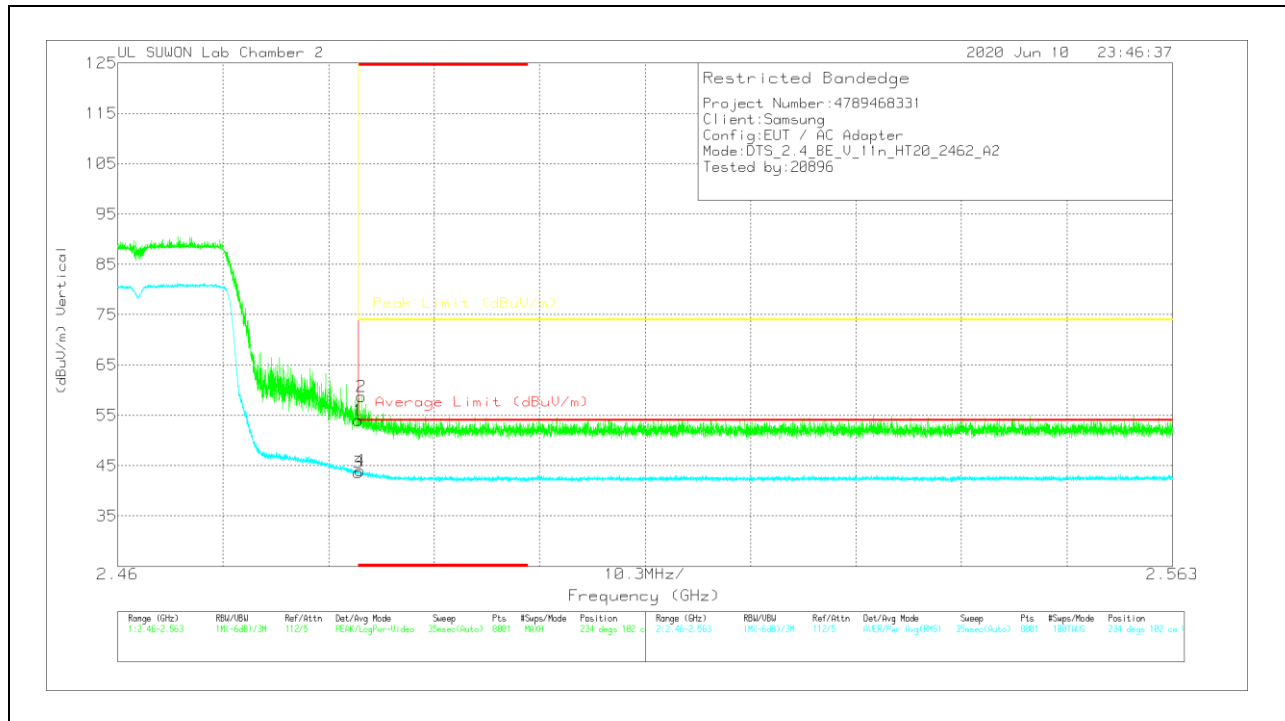


Trace Markers

| Marker | Frequency (GHz) | Meter Reading (dBuV) | Det | 3117_00168724 | 10dB_ATT(dB) | DC Corr (dB) | Corrected Reading (dBuV/m) | Average Limit (dBuV/m) | Margin (dB) | Peak Limit (dBuV/m) | PK Margin (dB) | Azimuth (Degs) | Height (cm) | Polarity |
|--------|-----------------|----------------------|-----|---------------|--------------|--------------|----------------------------|------------------------|-------------|---------------------|----------------|----------------|-------------|----------|
| 1 | * 2.48351 | 45.43 | Pk | 31.9 | -20.4 | 0 | 56.93 | - | - | 74 | -17.07 | 200 | 227 | H |
| 2 | * 2.484 | 49.06 | Pk | 31.9 | -20.4 | 0 | 60.56 | - | - | 74 | -13.44 | 200 | 227 | H |
| 3 | * 2.48351 | 34.48 | RMS | 31.9 | -20.4 | .17 | 46.15 | 54 | -7.85 | - | - | 200 | 227 | H |
| 4 | * 2.48369 | 34.11 | RMS | 31.9 | -20.4 | .17 | 45.78 | 54 | -8.22 | - | - | 200 | 227 | H |

* - indicates frequency in CFR47 Pt 15 / IC RSS-Restricted Band
 Pk - Peak detector
 RMS - RMS detection

VERTICAL RESULT



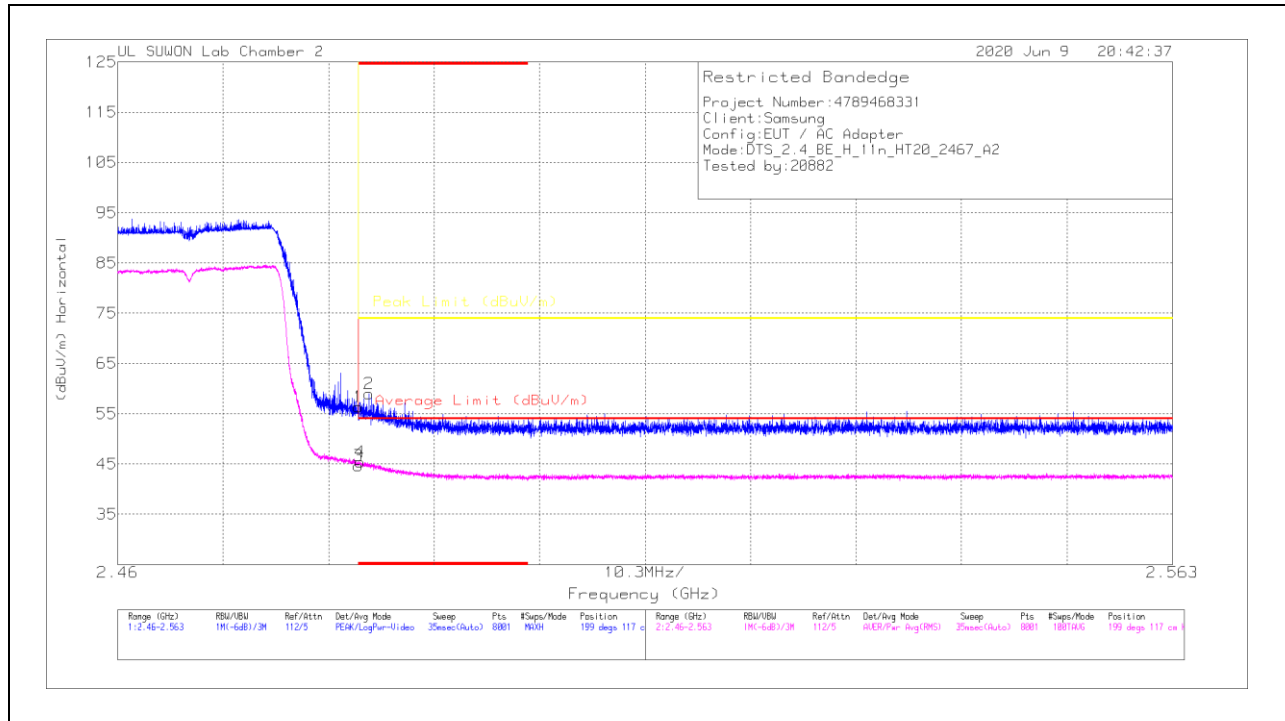
Trace Markers

| Marker | Frequency (GHz) | Meter Reading (dBuV) | Det | 3117_00168724 | 10dB_ATT[dB] | DC Corr (dB) | Corrected Reading (dBuV/m) | Average Limit (dBuV/m) | Margin (dB) | Peak Limit (dBuV/m) | PK Margin (dB) | Azimuth (Degs) | Height (cm) | Polarity |
|--------|-----------------|----------------------|-----|---------------|--------------|--------------|----------------------------|------------------------|-------------|---------------------|----------------|----------------|-------------|----------|
| 1 | * 2.48351 | 42.44 | Pk | 31.9 | -20.4 | 0 | 53.94 | - | - | 74 | -20.06 | 234 | 102 | V |
| 2 | * 2.48381 | 47.28 | Pk | 31.9 | -20.4 | 0 | 58.78 | - | - | 74 | -15.22 | 234 | 102 | V |
| 3 | * 2.48351 | 31.99 | RMS | 31.9 | -20.4 | .17 | 43.66 | 54 | -10.34 | - | - | 234 | 102 | V |
| 4 | * 2.4837 | 32.36 | RMS | 31.9 | -20.4 | .17 | 44.03 | 54 | -9.97 | - | - | 234 | 102 | V |

* - indicates frequency in CFR47 Pt 15 / IC RSS-Restricted Band
 Pk - Peak detector
 RMS - RMS detection

BANDEDGE (HIGH CHANNEL, CH 12)

HORIZONTAL RESULT



Trace Markers

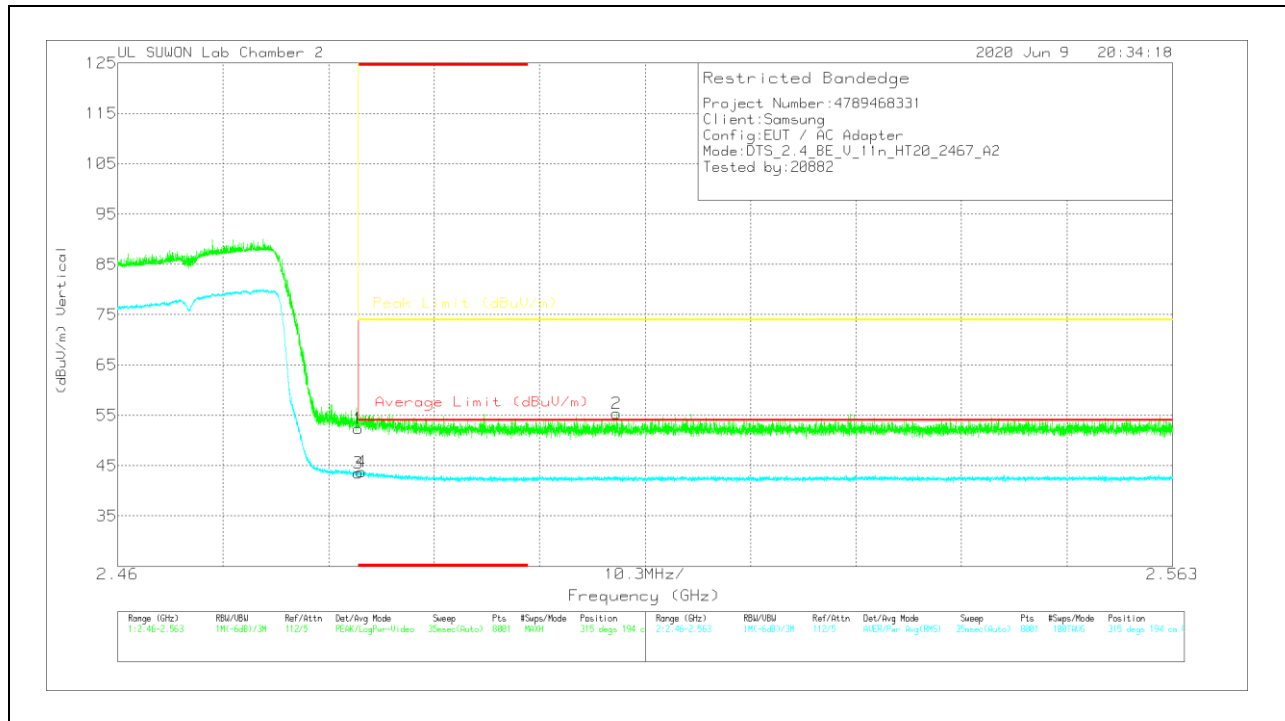
| Marker | Frequency (GHz) | Meter Reading (dBuV) | Det | 3117_00168724 | 10dB_ATT[dB] | DC Corr (dB) | Corrected Reading (dBuV/m) | Average Limit (dBuV/m) | Margin (dB) | Peak Limit (dBuV/m) | PK Margin (dB) | Azimuth (Degs) | Height (cm) | Polarity |
|--------|-----------------|----------------------|-----|---------------|--------------|--------------|----------------------------|------------------------|-------------|---------------------|----------------|----------------|-------------|----------|
| 1 | * 2.48351 | 44.9 | Pk | 31.9 | -20.4 | 0 | 56.4 | - | - | 74 | -17.6 | 199 | 117 | H |
| 2 | * 2.48455 | 47.5 | Pk | 31.9 | -20.4 | 0 | 59 | - | - | 74 | -15 | 199 | 117 | H |
| 3 | * 2.48351 | 33.02 | RMS | 31.9 | -20.4 | -17 | 44.69 | 54 | -9.31 | - | - | 199 | 117 | H |
| 4 | * 2.48365 | 33.74 | RMS | 31.9 | -20.4 | -17 | 45.41 | 54 | -8.59 | - | - | 199 | 117 | H |

* - indicates frequency in CFR47 Pt 15 / IC RSS-Restricted Band

Pk - Peak detector

RMS - RMS detection

VERTICAL RESULT



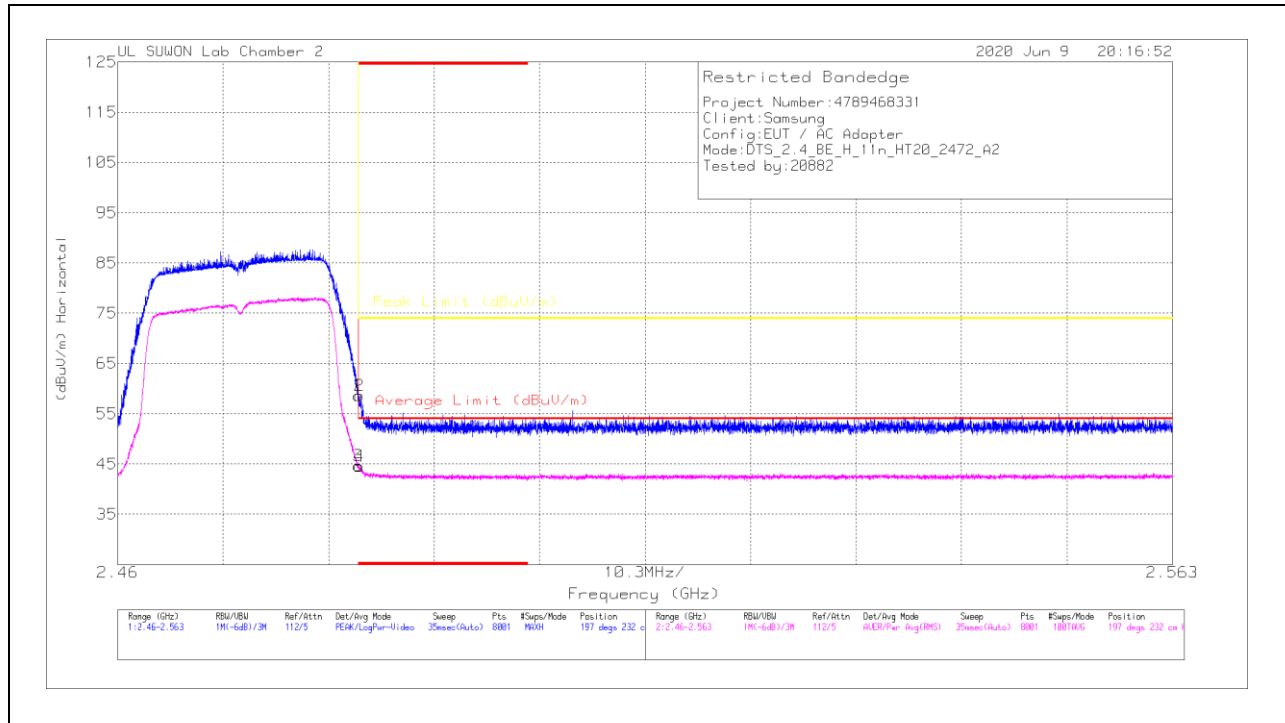
Trace Markers

| Marker | Frequency (GHz) | Meter Reading (dBuV) | Det | 3117_00168724 | 10dB_ATT[dB] | DC Corr (dB) | Corrected Reading (dBuV/m) | Average Limit (dBuV/m) | Margin (dB) | Peak Limit (dBuV/m) | PK Margin (dB) | Azimuth (Degs) | Height (cm) | Polarity |
|--------|-----------------|----------------------|-----|---------------|--------------|--------------|----------------------------|------------------------|-------------|---------------------|----------------|----------------|-------------|----------|
| 1 | * 2.48351 | 40.86 | Pk | 31.9 | -20.4 | 0 | 52.36 | - | - | 74 | -21.64 | 315 | 194 | V |
| 2 | 2.50871 | 43.89 | Pk | 31.9 | -20.4 | 0 | 55.39 | - | - | 74 | -18.61 | 315 | 194 | V |
| 3 | * 2.48351 | 31.83 | RMS | 31.9 | -20.4 | .17 | 43.5 | 54 | -10.5 | - | - | 315 | 194 | V |
| 4 | * 2.48382 | 32.13 | RMS | 31.9 | -20.4 | .17 | 43.8 | 54 | -10.2 | - | - | 315 | 194 | V |

* - indicates frequency in CFR47 Pt 15 / IC RSS-Restricted Band
 Pk - Peak detector
 RMS - RMS detection

BANDEDGE (HIGH CHANNEL, CH 13)

HORIZONTAL RESULT



Trace Markers

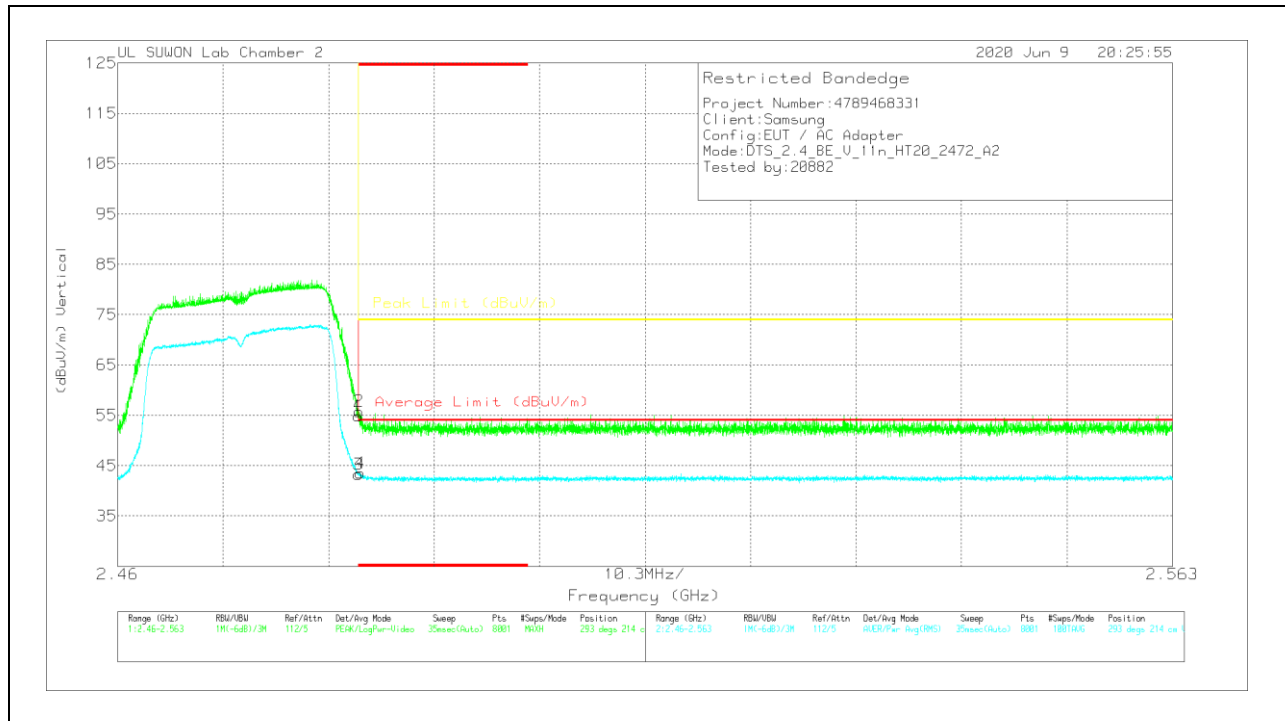
| Marker | Frequency (GHz) | Meter Reading (dBuV) | Det | 3117_00168724 | 10dB_ATT[dB] | DC Corr (dB) | Corrected Reading (dBuV/m) | Average Limit (dBuV/m) | Margin (dB) | Peak Limit (dBuV/m) | PK Margin (dB) | Azimuth (Degs) | Height (cm) | Polarity |
|--------|-----------------|----------------------|-----|---------------|--------------|--------------|----------------------------|------------------------|-------------|---------------------|----------------|----------------|-------------|----------|
| 1 | * 2.48351 | 47.12 | Pk | 31.9 | -20.4 | 0 | 58.92 | - | - | 74 | -15.38 | 197 | 232 | H |
| 2 | * 2.48361 | 47.07 | Pk | 31.9 | -20.4 | 0 | 58.57 | - | - | 74 | -15.43 | 197 | 232 | H |
| 3 | * 2.48351 | 32.98 | RMS | 31.9 | -20.4 | -17 | 44.65 | 54 | -9.35 | - | - | 197 | 232 | H |
| 4 | * 2.48359 | 32.81 | RMS | 31.9 | -20.4 | -17 | 44.48 | 54 | -9.52 | - | - | 197 | 232 | H |

* - indicates frequency in CFR47 Pt 15 / IC RSS-Restricted Band

Pk - Peak detector

RMS - RMS detection

VERTICAL RESULT



Trace Markers

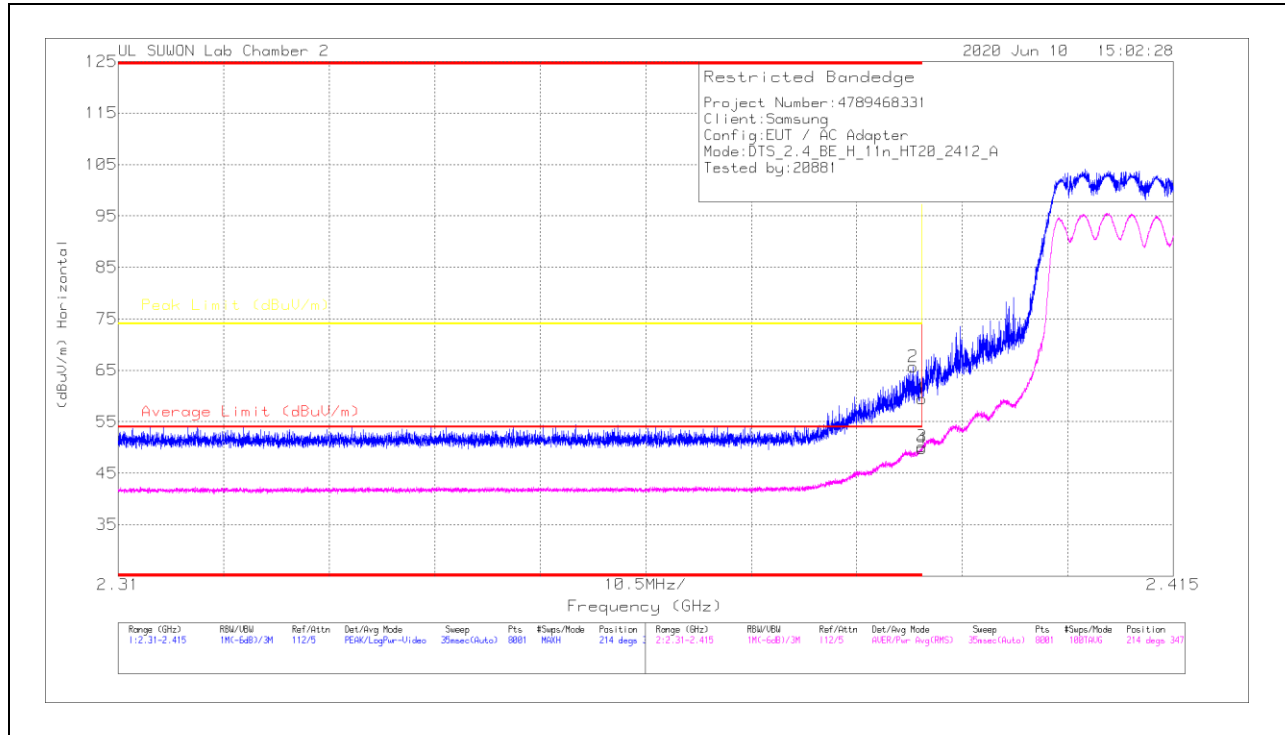
| Marker | Frequency (GHz) | Meter Reading (dBuV) | Det | 3117_00168724 | 10dB_ATT[dB] | DC Corr (dB) | Corrected Reading (dBuV/m) | Average Limit (dBuV/m) | Margin (dB) | Peak Limit (dBuV/m) | PK Margin (dB) | Azimuth (Degs) | Height (cm) | Polarity |
|--------|-----------------|----------------------|-----|---------------|--------------|--------------|----------------------------|------------------------|-------------|---------------------|----------------|----------------|-------------|----------|
| 1 | * 2.48351 | 43.35 | Pk | 31.9 | -20.4 | 0 | 54.85 | - | - | 74 | -19.15 | 293 | 214 | V |
| 2 | * 2.48356 | 44.3 | Pk | 31.9 | -20.4 | 0 | 55.8 | - | - | 74 | -18.2 | 293 | 214 | V |
| 3 | * 2.48351 | 31.64 | RMS | 31.9 | -20.4 | .17 | 43.31 | 54 | -10.69 | - | - | 293 | 214 | V |
| 4 | * 2.48368 | 31.81 | RMS | 31.9 | -20.4 | .17 | 43.48 | 54 | -10.52 | - | - | 293 | 214 | V |

* - indicates frequency in CFR47 Pt 15 / IC RSS-Restricted Band
 Pk - Peak detector
 RMS - RMS detection

2TX Antenna 1 + Antenna 2 MODE

BANDEDGE (LOW CHANNEL, CH 1)

HORIZONTAL RESULT

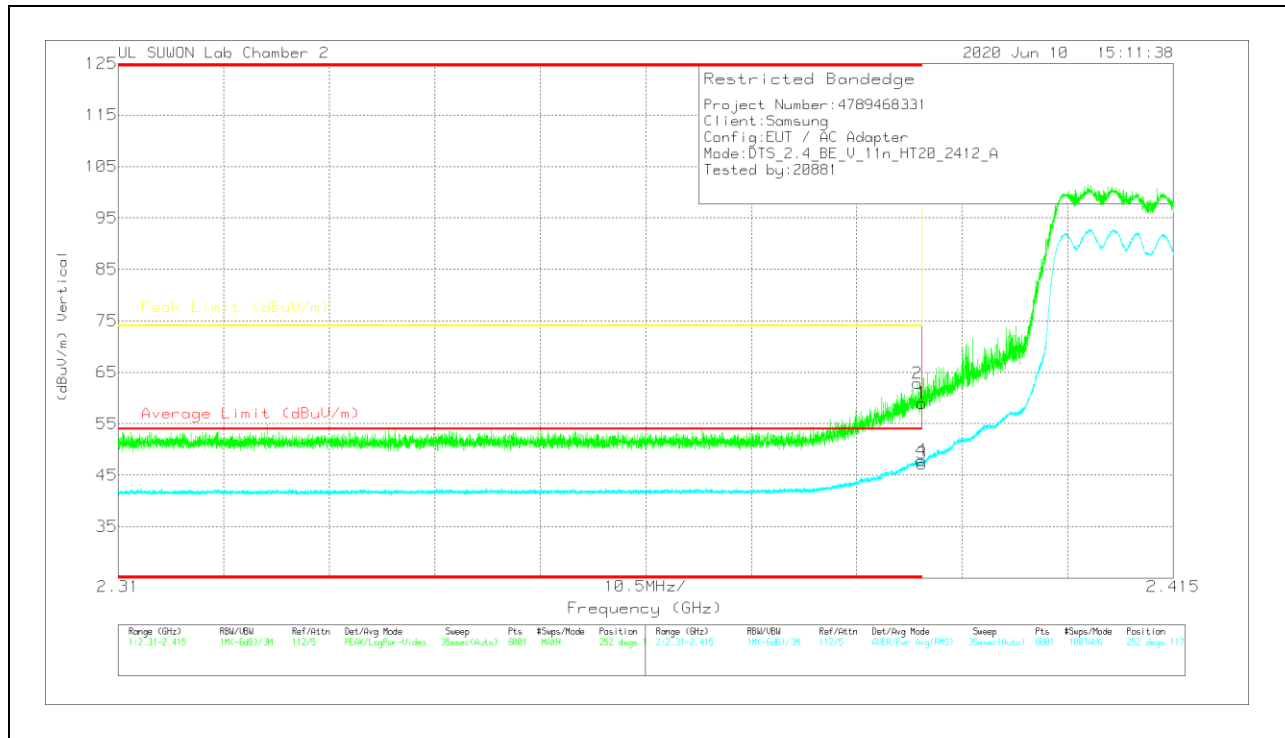


Trace Markers

| Marker | Frequency (GHz) | Meter Reading (dBuV) | Det | 3117_00168724 | 10dB_ATT[dB] | DC Corr (dB) | Corrected Reading (dBu/m) | Average Limit (dBu/m) | Margin (dB) | Peak Limit (dBu/m) | PK Margin (dB) | Azimuth (Degs) | Height (cm) | Polarity |
|--------|-----------------|----------------------|-----|---------------|--------------|--------------|---------------------------|-----------------------|-------------|--------------------|----------------|----------------|-------------|----------|
| 1 | * 2.39 | 48.45 | Pk | 31.6 | -20.6 | 0 | 59.45 | - | - | 74 | -14.55 | 214 | 347 | H |
| 2 | * 2.38909 | 54.7 | Pk | 31.6 | -20.6 | 0 | 65.7 | - | - | 74 | -8.3 | 214 | 347 | H |
| 3 | * 2.39 | 39.01 | RMS | 31.6 | -20.6 | .17 | 50.18 | 54 | -3.82 | - | - | 214 | 347 | H |
| 4 | * 2.38998 | 38.61 | RMS | 31.6 | -20.6 | .17 | 49.78 | 54 | -4.22 | - | - | 214 | 347 | H |

* - indicates frequency in CFR47 Pt 15 / IC RSS-Restricted Band
 Pk - Peak detector
 RMS - RMS detection

VERTICAL RESULT



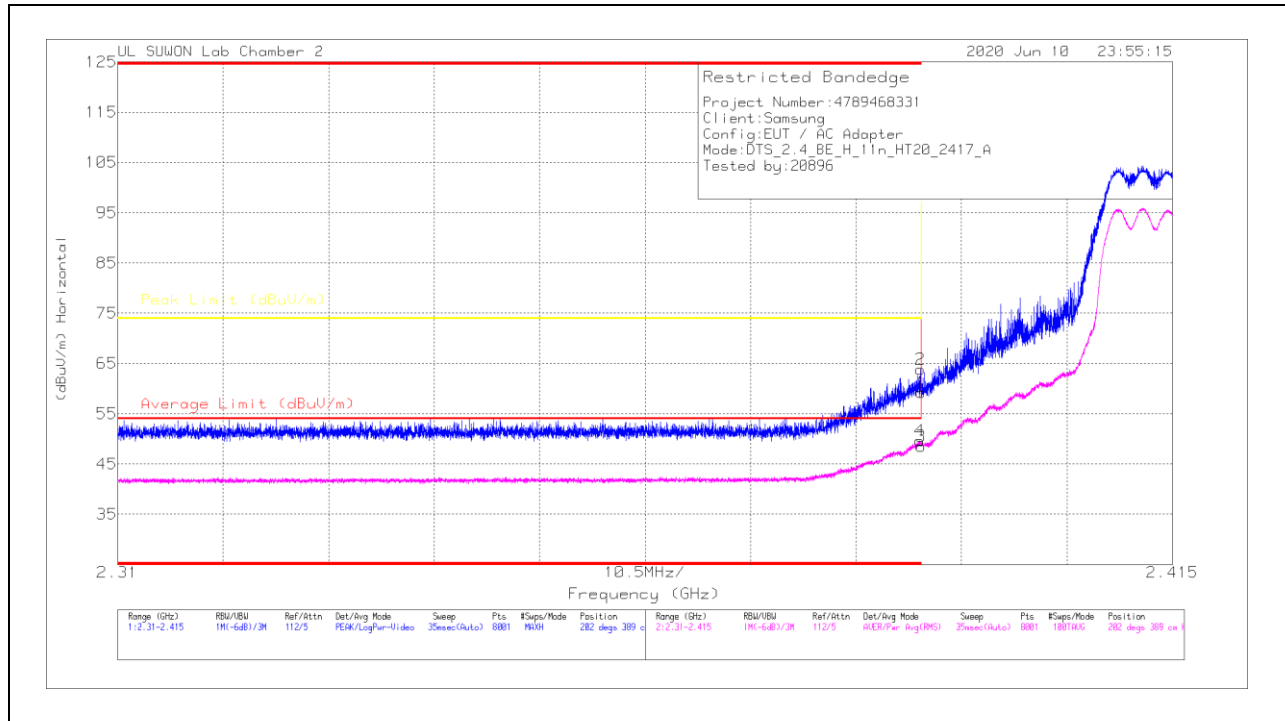
Trace Markers

| Marker | Frequency (GHz) | Meas Reading (dBuV) | Det | 3117_00168724 | 10dB_ATT(dB) | DC Corr (dB) | Corrected Reading (dBuV/m) | Average Limit (dBuV/m) | Margin (dB) | Peak Limit (dBuV/m) | PK Margin (dB) | Azimuth (Degs) | Height (cm) | Polarity |
|--------|-----------------|---------------------|-----|---------------|--------------|--------------|----------------------------|------------------------|-------------|---------------------|----------------|----------------|-------------|----------|
| 1 | * 2.39 | 47.97 | Pk | 31.6 | -20.6 | 0 | 58.97 | - | - | 74 | -15.03 | 252 | 117 | V |
| 2 | * 2.38952 | 51.88 | Pk | 31.6 | -20.6 | 0 | 62.88 | - | - | 74 | -11.12 | 252 | 117 | V |
| 3 | * 2.39 | 36.12 | RMS | 31.6 | -20.6 | -17 | 47.29 | 54 | -6.71 | - | - | 252 | 117 | V |
| 4 | * 2.38994 | 36.69 | RMS | 31.6 | -20.6 | -17 | 47.86 | 54 | -6.14 | - | - | 252 | 117 | V |

* - indicates frequency in CFR47 Pt 15 / IC RSS-Restricted Band
 Pk - Peak detector
 RMS - RMS detection

BANDEDGE (LOW CHANNEL, CH 2)

HORIZONTAL RESULT



Trace Markers

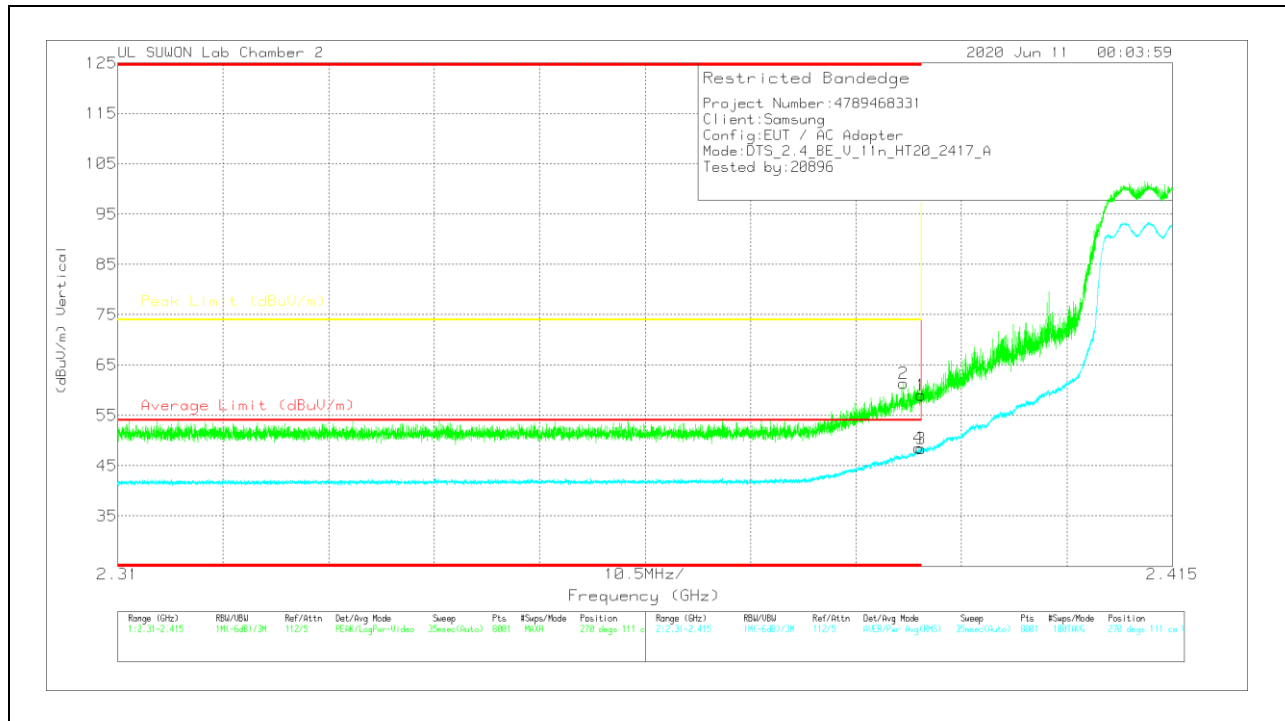
| Marker | Frequency (GHz) | Meter Reading (dBu/m) | Det | 3117_00168724 | 10dB_ATT[dB] | DC Corr (dB) | Corrected Reading (dBu/m) | Average Limit (dBu/m) | Margin (dB) | Peak Limit (dBu/m) | PK Margin (dB) | Azimuth (Degs) | Height (cm) | Polarity |
|--------|-----------------|-----------------------|-----|---------------|--------------|--------------|---------------------------|-----------------------|-------------|--------------------|----------------|----------------|-------------|----------|
| 1 | * 2.39 | 48.21 | Pk | 31.6 | -20.6 | 0 | 59.21 | - | - | 74 | -14.79 | 202 | 389 | H |
| 2 | * 2.38989 | 52.88 | Pk | 31.6 | -20.6 | 0 | 63.88 | - | - | 74 | -10.12 | 202 | 389 | H |
| 3 | * 2.39 | 37.33 | RMS | 31.6 | -20.6 | -17 | 48.5 | 54 | -5.5 | - | - | 202 | 389 | H |
| 4 | * 2.38987 | 38.41 | RMS | 31.6 | -20.6 | -17 | 49.58 | 54 | -4.42 | - | - | 202 | 389 | H |

* - indicates frequency in CFR47 Pt 15 / IC RSS-Restricted Band

Pk - Peak detector

RMS - RMS detection

VERTICAL RESULT



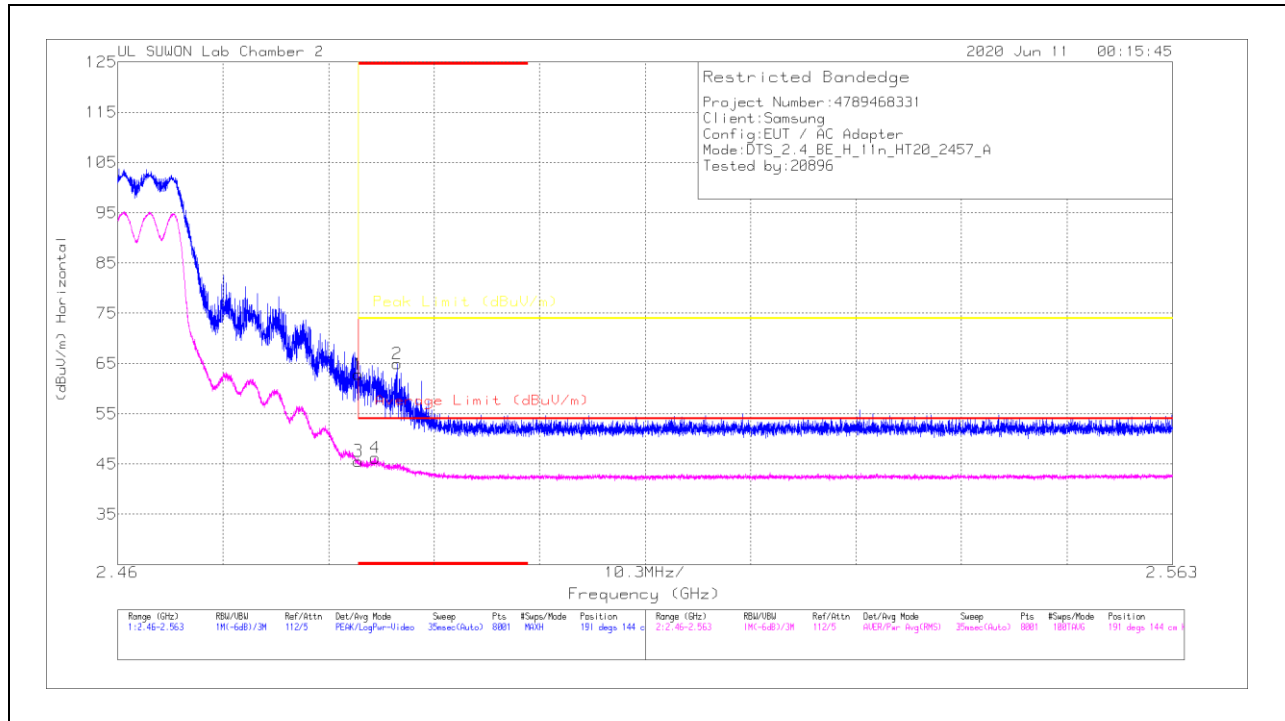
Trace Markers

| Marker | Frequency (GHz) | Meter Reading (dBu/m) | Det | 3117_00168724 | 10dB_ATT[dB] | DC Corr (dB) | Corrected Reading (dBu/m) | Average Limit (dBu/m) | Margin (dB) | Peak Limit (dBu/m) | PK Margin (dB) | Azimuth (Degs) | Height (cm) | Polarity |
|--------|-----------------|-----------------------|-----|---------------|--------------|--------------|---------------------------|-----------------------|-------------|--------------------|----------------|----------------|-------------|----------|
| 1 | * 2.39 | 47.99 | Pk | 31.6 | -20.6 | 0 | 58.99 | - | - | 74 | -15.01 | 270 | 111 | V |
| 2 | * 2.38821 | 50.31 | Pk | 31.6 | -20.6 | 0 | 61.31 | - | - | 74 | -12.69 | 270 | 111 | V |
| 3 | * 2.39 | 37.26 | RMS | 31.6 | -20.6 | .17 | 48.43 | 54 | -5.57 | - | - | 270 | 111 | V |
| 4 | * 2.38975 | 37.31 | RMS | 31.6 | -20.6 | .17 | 48.48 | 54 | -5.52 | - | - | 270 | 111 | V |

* - indicates frequency in CFR47 Pt 15 / IC RSS-Restricted Band
 Pk - Peak detector
 RMS - RMS detection

BANDEDGE (HIGH CHANNEL, CH 10)

HORIZONTAL RESULT



Trace Markers

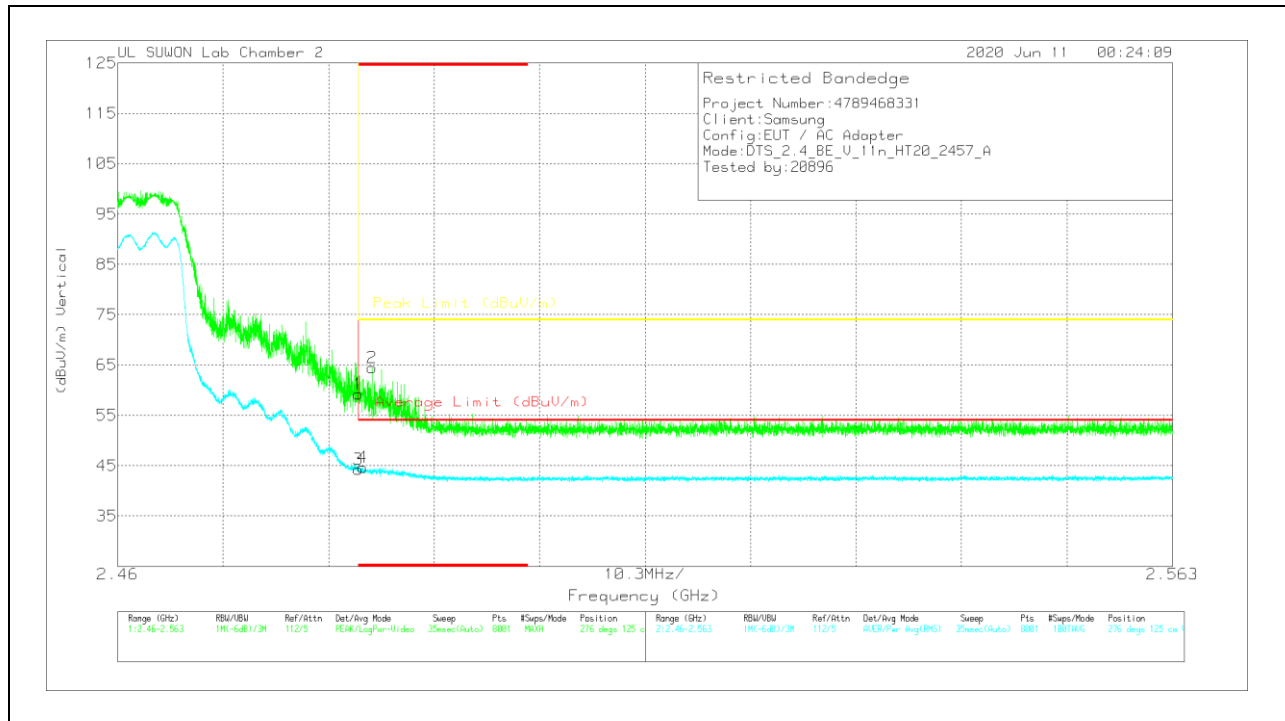
| Marker | Frequency (GHz) | Meter Reading (dBuV) | Det | 3117_00168724 | 10dB_ATT[dB] | DC Corr (dB) | Corrected Reading (dBuV/m) | Average Limit (dBuV/m) | Margin (dB) | Peak Limit (dBuV/m) | PK Margin (dB) | Azimuth (Degs) | Height (cm) | Polarity |
|--------|-----------------|----------------------|-----|---------------|--------------|--------------|----------------------------|------------------------|-------------|---------------------|----------------|----------------|-------------|----------|
| 1 | * 2.48351 | 51.31 | Pk | 31.9 | -20.4 | 0 | 62.81 | - | - | 74 | -11.19 | 191 | 144 | H |
| 2 | * 2.48727 | 53.58 | Pk | 31.9 | -20.5 | 0 | 64.98 | - | - | 74 | -9.02 | 191 | 144 | H |
| 3 | * 2.48351 | 33.91 | RMS | 31.9 | -20.4 | -17 | 45.58 | 54 | -8.42 | - | - | 191 | 144 | H |
| 4 | * 2.48516 | 34.54 | RMS | 31.9 | -20.4 | -17 | 46.21 | 54 | -7.79 | - | - | 191 | 144 | H |

* - indicates frequency in CFR47 Pt 15 / IC RSS-Restricted Band

Pk - Peak detector

RMS - RMS detection

VERTICAL RESULT



Trace Markers

| Marker | Frequency (GHz) | Meas Reading (dBuV) | Det | 3117_00168724 | 10dB_ATT[dB] | DC Corr (dB) | Corrected Reading (dBuV/m) | Average Limit (dBuV/m) | Margin (dB) | Peak Limit (dBuV/m) | PK Margin (dB) | Azimuth (Degs) | Height (cm) | Polarity |
|--------|-----------------|---------------------|-----|---------------|--------------|--------------|----------------------------|------------------------|-------------|---------------------|----------------|----------------|-------------|----------|
| 1 | * 2.48351 | 47.7 | Pk | 31.9 | -20.4 | 0 | 59.2 | - | - | 74 | -14.8 | 276 | 125 | V |
| 2 | * 2.48485 | 53 | Pk | 31.9 | -20.4 | 0 | 64.5 | - | - | 74 | -9.5 | 276 | 125 | V |
| 3 | * 2.48351 | 32.57 | RMS | 31.9 | -20.4 | .17 | 44.24 | 54 | -9.76 | - | - | 276 | 125 | V |
| 4 | * 2.48391 | 33.02 | RMS | 31.9 | -20.4 | .17 | 44.69 | 54 | -9.31 | - | - | 276 | 125 | V |

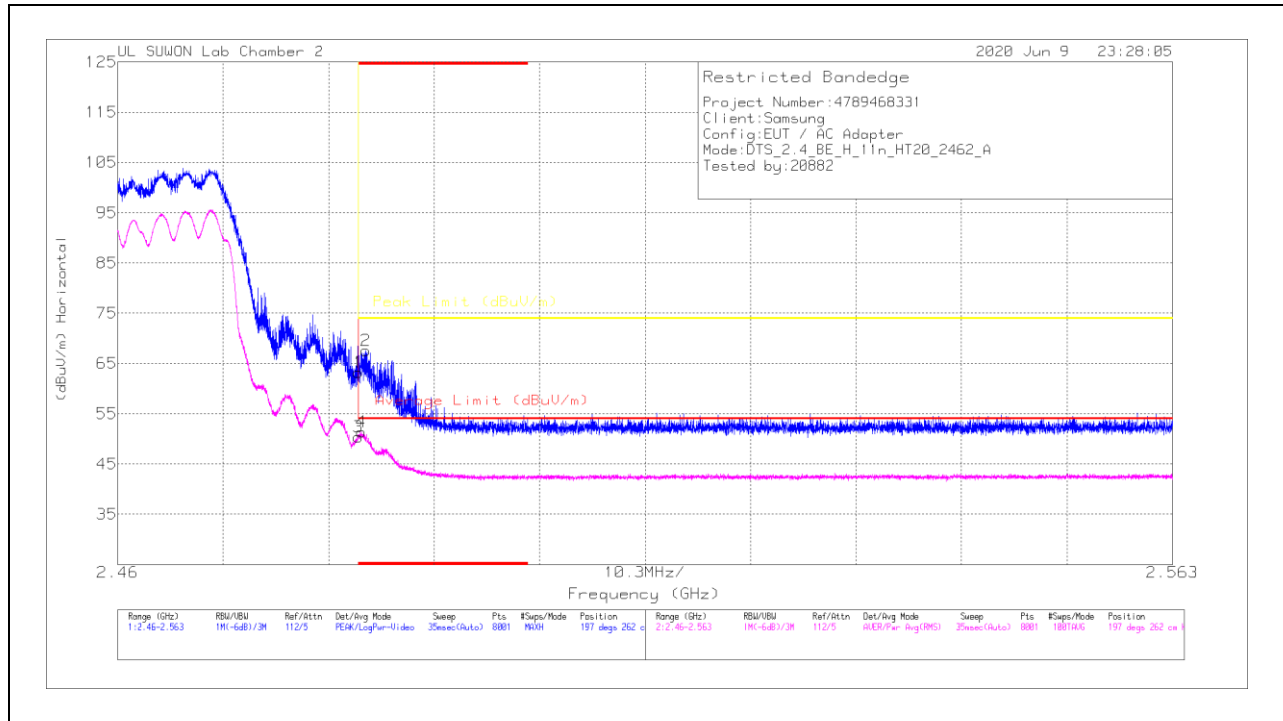
* - indicates frequency in CFR47 Pt 15 / IC RSS-Restricted Band

Pk - Peak detector

RMS - RMS detection

BANDEDGE (HIGH CHANNEL, CH 11)

HORIZONTAL RESULT



Trace Markers

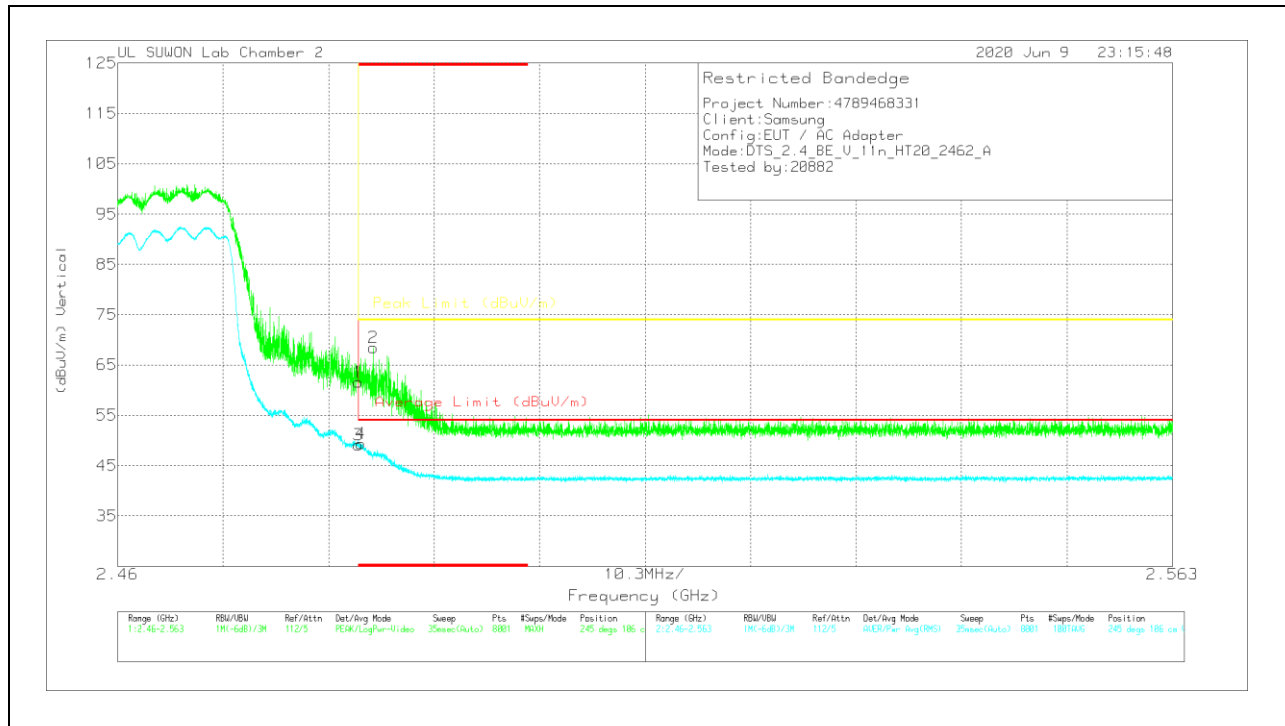
| Marker | Frequency (GHz) | Meter Reading (dBuV) | Det | 3117_00168724 | 10dB_ATT[dB] | DC Corr (dB) | Corrected Reading (dBuV/m) | Average Limit (dBuV/m) | Margin (dB) | Peak Limit (dBuV/m) | PK Margin (dB) | Azimuth (Degs) | Height (cm) | Polarity |
|--------|-----------------|----------------------|-----|---------------|--------------|--------------|----------------------------|------------------------|-------------|---------------------|----------------|----------------|-------------|----------|
| 1 | * 2.48351 | 51.76 | Pk | 31.9 | -20.4 | 0 | 63.26 | - | - | 74 | -10.74 | 197 | 262 | H |
| 2 | * 2.48423 | 56.03 | Pk | 31.9 | -20.4 | 0 | 67.53 | - | - | 74 | -6.47 | 197 | 262 | H |
| 3 | * 2.48351 | 38.71 | RMS | 31.9 | -20.4 | -17 | 50.38 | 54 | -3.62 | - | - | 197 | 262 | H |
| 4 | * 2.48379 | 39.76 | RMS | 31.9 | -20.4 | -17 | 51.43 | 54 | -2.57 | - | - | 197 | 262 | H |

* - indicates frequency in CFR47 Pt 15 / IC RSS-Restricted Band

Pk - Peak detector

RMS - RMS detection

VERTICAL RESULT



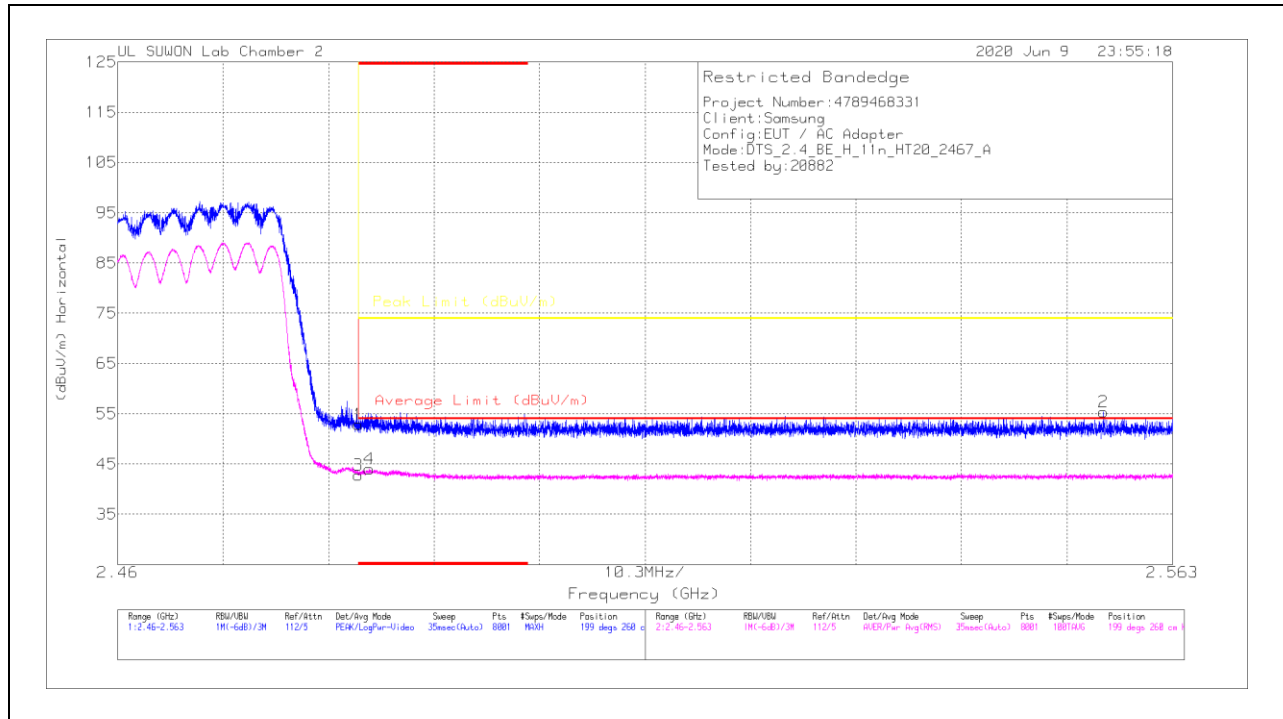
Trace Markers

| Marker | Frequency (GHz) | Meter Reading (dBuV) | Det | 3117_00168724 | 10dB_ATT[dB] | DC Corr (dB) | Corrected Reading (dBuV/m) | Average Limit (dBuV/m) | Margin (dB) | Peak Limit (dBuV/m) | PK Margin (dB) | Azimuth (Degs) | Height (cm) | Polarity |
|--------|-----------------|----------------------|-----|---------------|--------------|--------------|----------------------------|------------------------|-------------|---------------------|----------------|----------------|-------------|----------|
| 1 | * 2.48351 | 50.09 | Pk | 31.9 | -20.4 | 0 | 61.59 | - | - | 74 | -12.41 | 245 | 106 | V |
| 2 | * 2.48494 | 56.92 | Pk | 31.9 | -20.4 | 0 | 68.42 | - | - | 74 | -5.58 | 245 | 106 | V |
| 3 | * 2.48351 | 37.41 | RMS | 31.9 | -20.4 | .17 | 49.08 | 54 | -4.92 | - | - | 245 | 106 | V |
| 4 | * 2.48374 | 37.73 | RMS | 31.9 | -20.4 | .17 | 49.4 | 54 | -4.6 | - | - | 245 | 106 | V |

* - indicates frequency in CFR47 Pt 15 / IC RSS-Restricted Band
 Pk - Peak detector
 RMS - RMS detection

BANDEDGE (HIGH CHANNEL, CH 12)

HORIZONTAL RESULT



Trace Markers

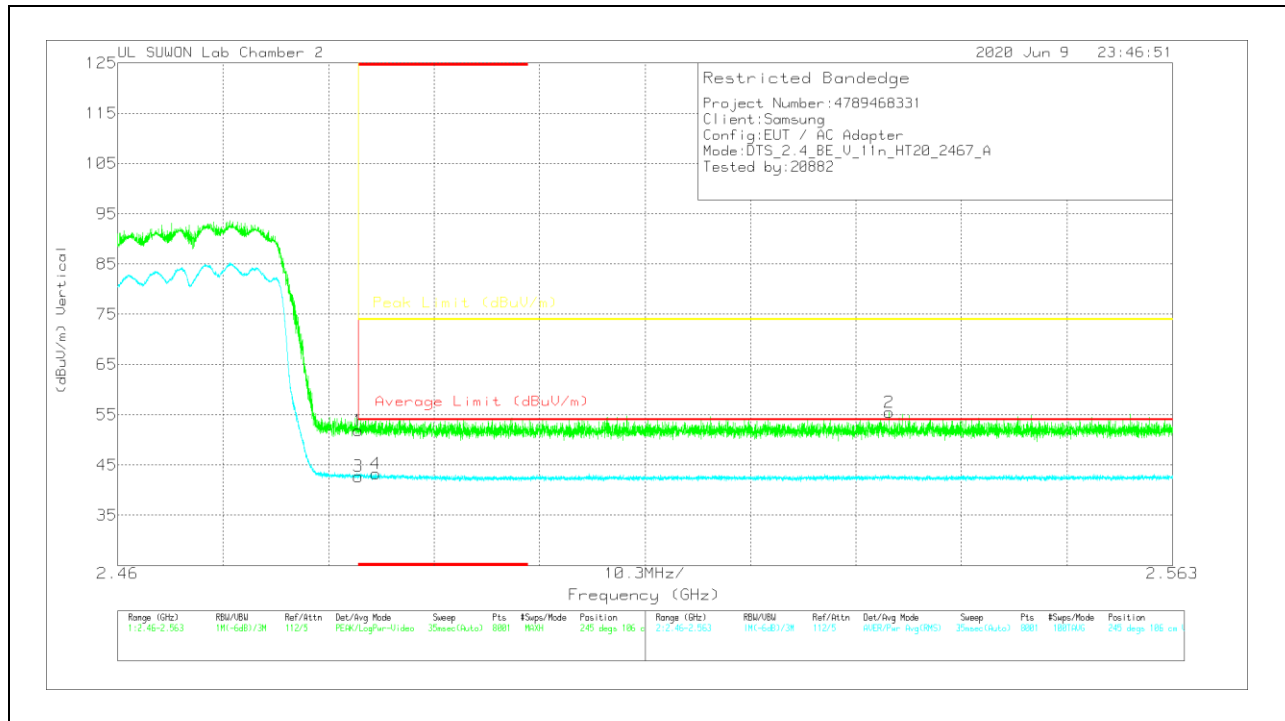
| Marker | Frequency (GHz) | Meter Reading (dBuV) | Det | 3117_00168724 | 10dB_ATT[dB] | DC Corr (dB) | Corrected Reading (dBuV/m) | Average Limit (dBuV/m) | Margin (dB) | Peak Limit (dBuV/m) | PK Margin (dB) | Altitude (Degs) | Height (cm) | Polarity |
|--------|-----------------|----------------------|-----|---------------|--------------|--------------|----------------------------|------------------------|-------------|---------------------|----------------|-----------------|-------------|----------|
| 1 | * 2.48351 | 41.41 | Pk | 31.9 | -20.4 | 0 | 52.91 | - | - | 74 | -21.09 | 199 | 260 | H |
| 2 | 2.55627 | 43.79 | Pk | 32 | -20.4 | 0 | 55.39 | - | - | 74 | -18.61 | 199 | 260 | H |
| 3 | * 2.48351 | 31.11 | RMS | 31.9 | -20.4 | -17 | 42.78 | 54 | -11.22 | - | - | 199 | 260 | H |
| 4 | * 2.48457 | 32.32 | RMS | 31.9 | -20.4 | -17 | 43.99 | 54 | -10.01 | - | - | 199 | 260 | H |

* - indicates frequency in CFR47 Pt 15 / IC RSS-Restricted Band

Pk - Peak detector

RMS - RMS detection

VERTICAL RESULT



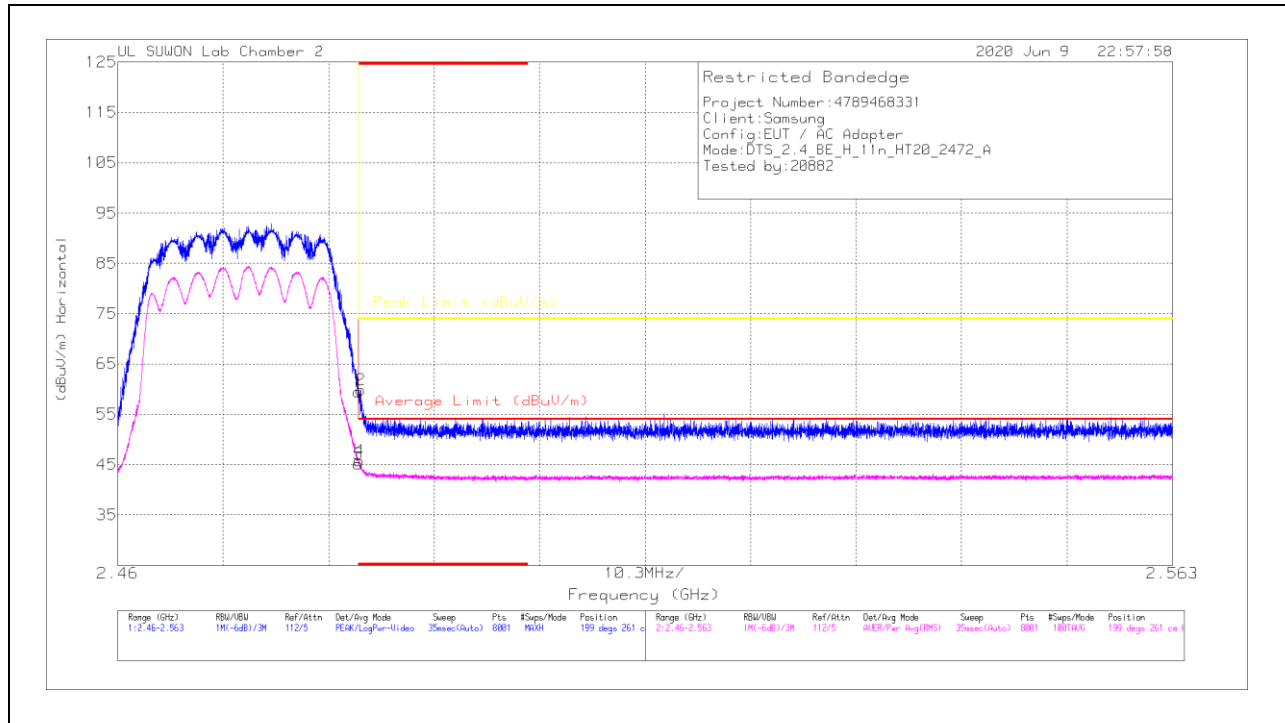
Trace Markers

| Marker | Frequency (GHz) | Meter Reading (dBuV) | Det | 3117_00168724 | 10dB_ATT[dB] | DC Corr (dB) | Corrected Reading (dBuV/m) | Average Limit (dBuV/m) | Margin (dB) | Peak Limit (dBuV/m) | PK Margin (dB) | Azimuth (Degs) | Height (cm) | Polarity |
|--------|-----------------|----------------------|-----|---------------|--------------|--------------|----------------------------|------------------------|-------------|---------------------|----------------|----------------|-------------|----------|
| 1 | * 2.48351 | 40.33 | Pk | 31.9 | -20.4 | 0 | 51.83 | - | - | 74 | -22.17 | 245 | 106 | V |
| 2 | 2.53534 | 43.88 | Pk | 32 | -20.4 | 0 | 55.48 | - | - | 74 | -18.52 | 245 | 106 | V |
| 3 | * 2.48351 | 31.05 | RMS | 31.9 | -20.4 | -17 | 42.72 | 54 | -11.28 | - | - | 245 | 106 | V |
| 4 | * 2.48518 | 31.6 | RMS | 31.9 | -20.4 | -17 | 43.27 | 54 | -10.73 | - | - | 245 | 106 | V |

* - indicates frequency in CFR47 Pt 15 / IC RSS-Restricted Band
 Pk - Peak detector
 RMS - RMS detection

BANDEDGE (HIGH CHANNEL, CH 13)

HORIZONTAL RESULT



Trace Markers

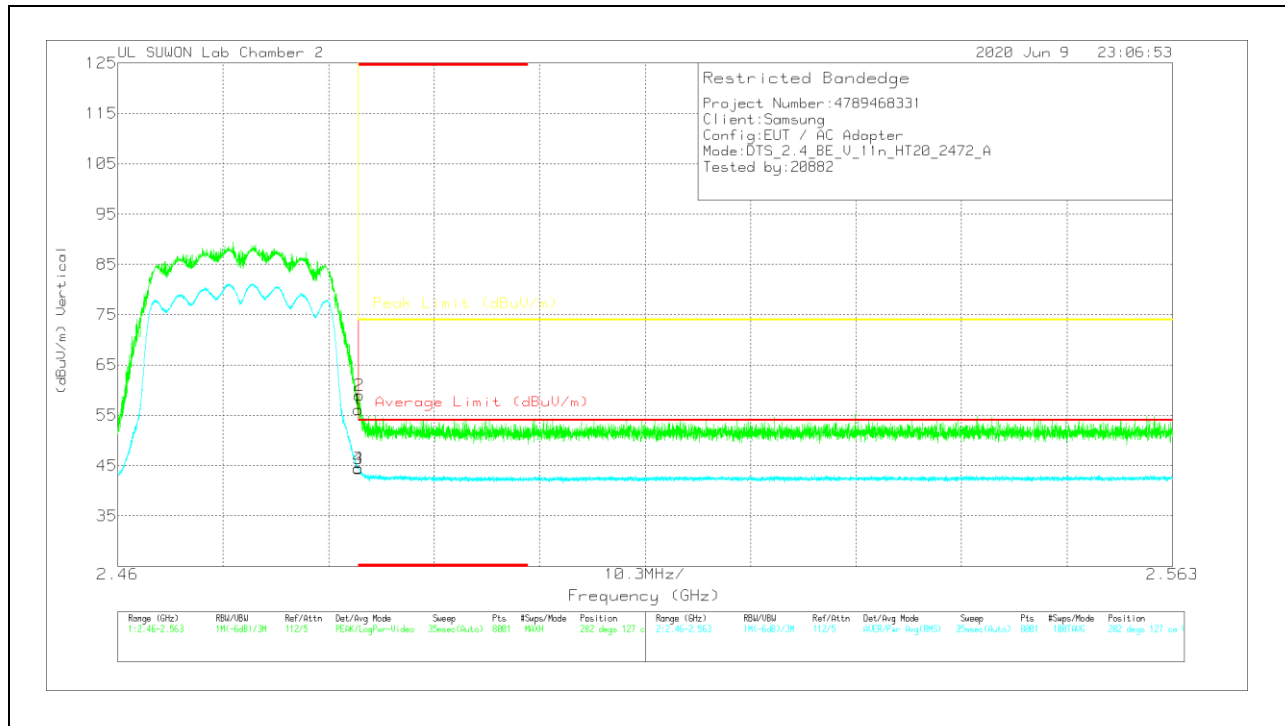
| Marker | Frequency (GHz) | Meter Reading (dBuV) | Det | 3117_00168724 | 10dB_ATT[dB] | DC Corr (dB) | Corrected Reading (dBuV/m) | Average Limit (dBuV/m) | Margin (dB) | Peak Limit (dBuV/m) | PK Margin (dB) | Azimuth (Degs) | Height (cm) | Polarity |
|--------|-----------------|----------------------|-----|---------------|--------------|--------------|----------------------------|------------------------|-------------|---------------------|----------------|----------------|-------------|----------|
| 1 | * 2.48351 | 48 | Pk | 31.9 | -20.4 | 0 | 59.5 | - | - | 74 | -14.5 | 199 | 261 | H |
| 2 | * 2.48375 | 48.31 | Pk | 31.9 | -20.4 | 0 | 59.81 | - | - | 74 | -14.19 | 199 | 261 | H |
| 3 | * 2.48351 | 33.45 | RMS | 31.9 | -20.4 | .17 | 45.12 | 54 | -8.88 | - | - | 199 | 261 | H |
| 4 | * 2.48359 | 34.13 | RMS | 31.9 | -20.4 | .17 | 45.8 | 54 | -8.2 | - | - | 199 | 261 | H |

* - indicates frequency in CFR47 Pt 15 / IC RSS-Restricted Band

Pk - Peak detector

RMS - RMS detection

VERTICAL RESULT



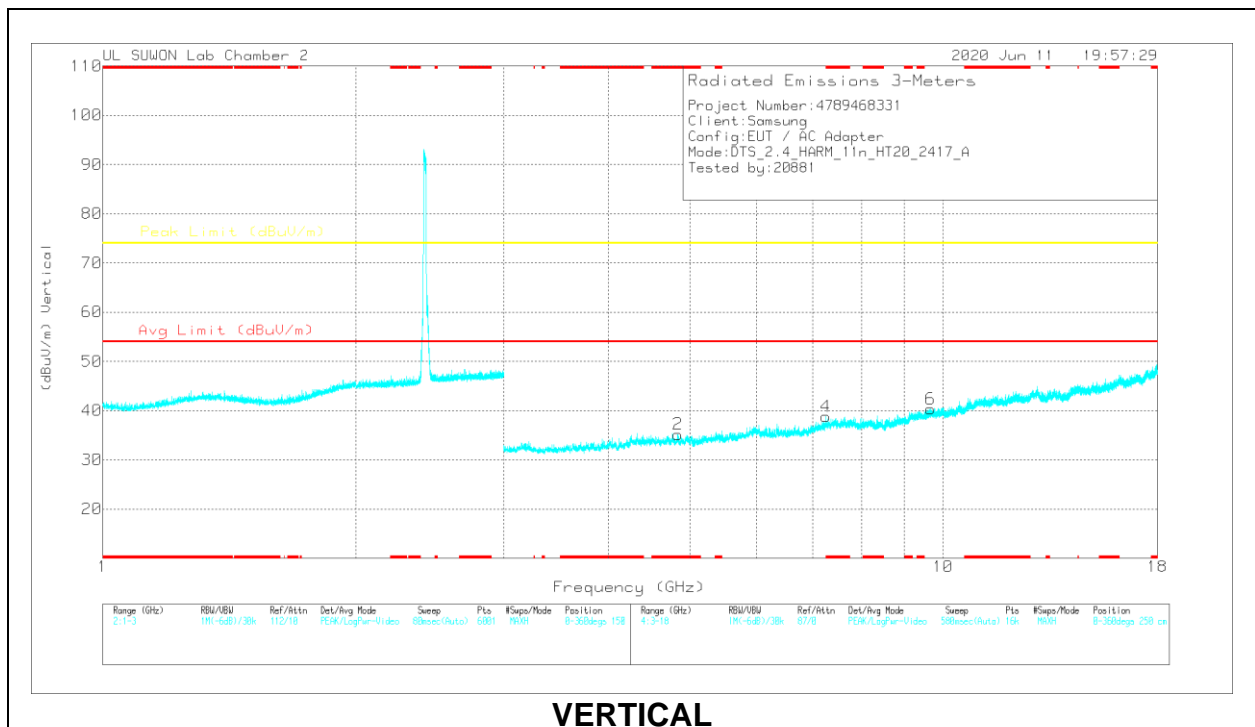
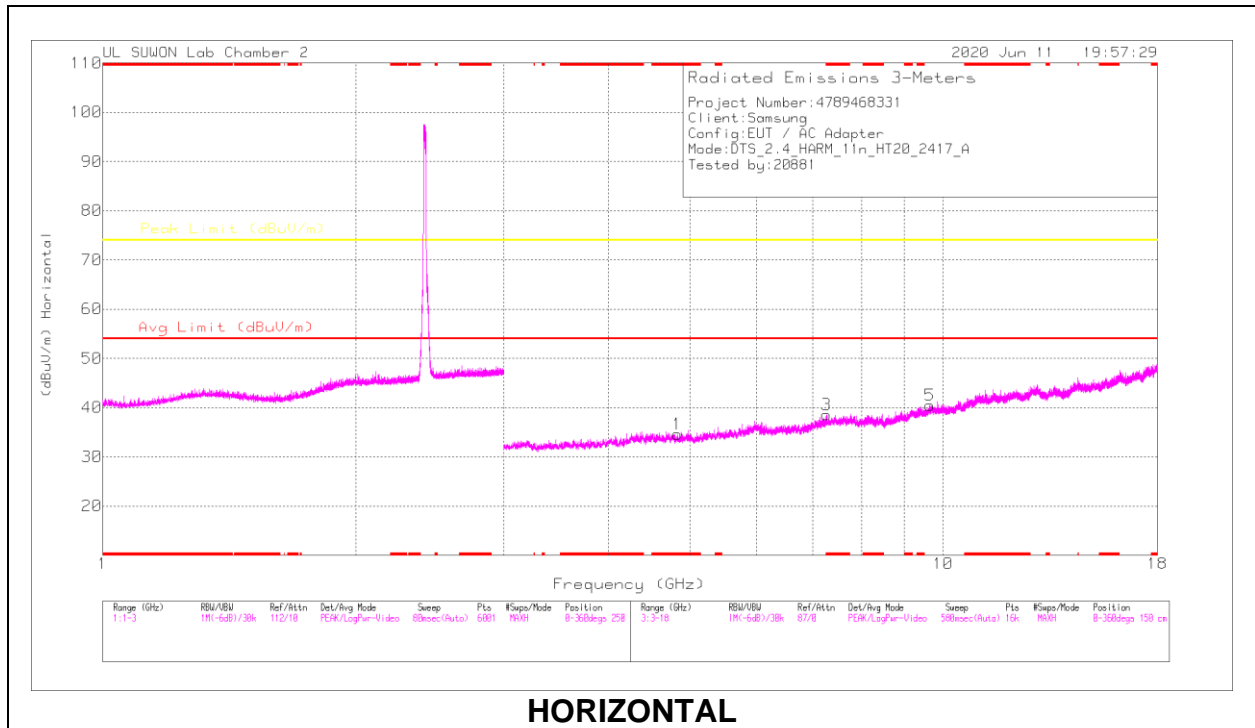
Trace Markers

| Marker | Frequency (GHz) | Meter Reading (dBuV) | Det | 3117_00168724 | 10dB_ATT[dB] | DC Corr (dB) | Corrected Reading (dBuV/m) | Average Limit (dBuV/m) | Margin (dB) | Peak Limit (dBuV/m) | PK Margin (dB) | Azimuth (Degs) | Height (cm) | Polarity |
|--------|-----------------|----------------------|-----|---------------|--------------|--------------|----------------------------|------------------------|-------------|---------------------|----------------|----------------|-------------|----------|
| 1 | * 2.48351 | 44.59 | Pk | 31.9 | -20.4 | 0 | 56.09 | - | - | 74 | -17.91 | 282 | 127 | V |
| 2 | * 2.48359 | 47.43 | Pk | 31.9 | -20.4 | 0 | 58.93 | - | - | 74 | -15.07 | 282 | 127 | V |
| 3 | * 2.48351 | 32.72 | RMS | 31.9 | -20.4 | .17 | 44.39 | 54 | -9.61 | - | - | 282 | 127 | V |
| 4 | * 2.48352 | 32.86 | RMS | 31.9 | -20.4 | .17 | 44.53 | 54 | -9.47 | - | - | 282 | 127 | V |

* - indicates frequency in CFR47 Pt 15 / IC RSS-Restricted Band
 Pk - Peak detector
 RMS - RMS detection

HARMONICS AND SPURIOUS EMISSIONS

LOW CHANNEL, CH 2 RESULTS



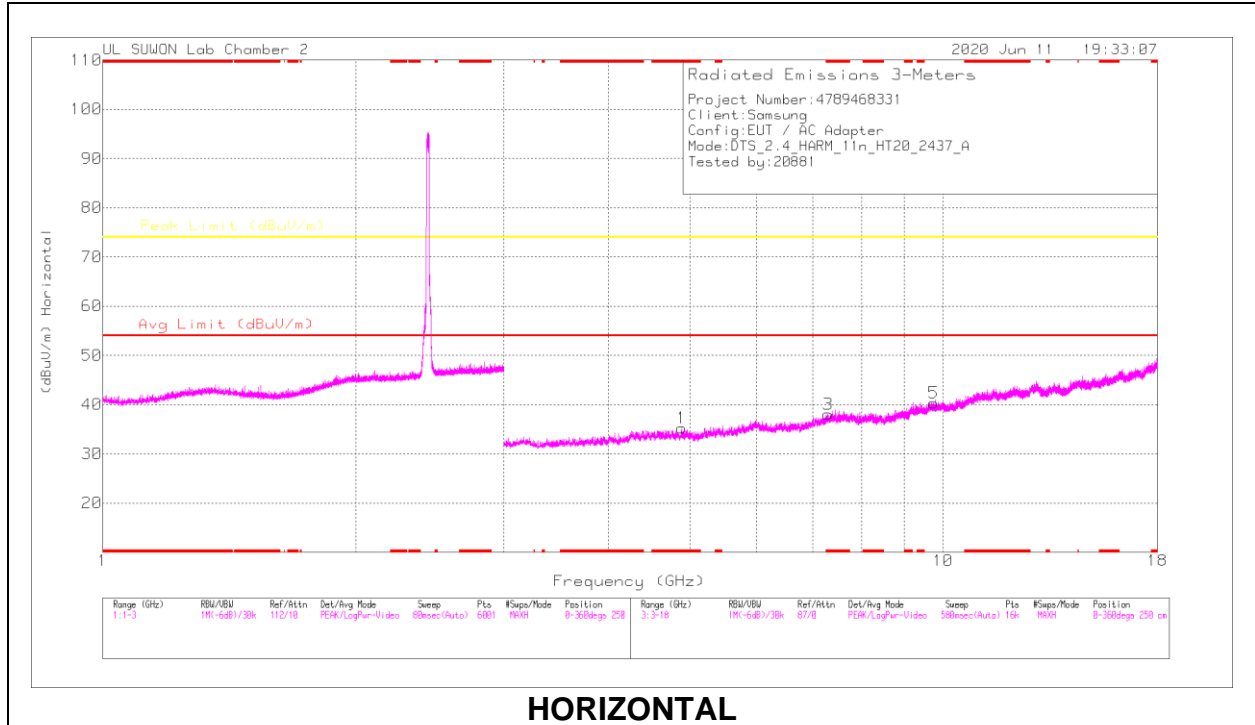
Note: Emission was scanned up to 26GHz; No emissions were detected above the noise floor which was at least 20dB below the specification limit.

RADIATED EMISSIONS

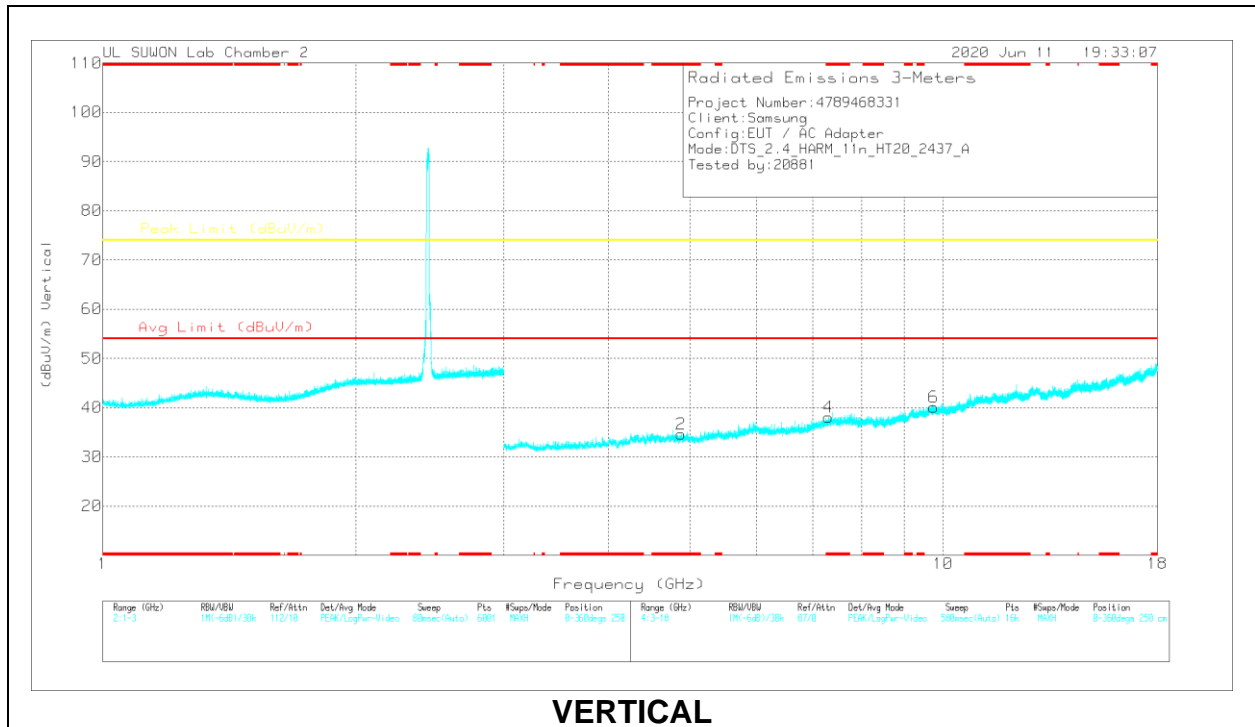
| Frequency (GHz) | Meter Reading (dBuV) | Det | 3117_00168724 | 3GHz_HP[dB] | DC Corr (dB) | Corrected Reading (dBuV/m) | Avg Limit (dBuV/m) | Margin (dB) | Peak Limit (dBuV/m) | Margin (dB) | Azimuth (Degs) | Height (cm) | Polarity |
|-----------------|----------------------|-----|---------------|-------------|--------------|----------------------------|--------------------|-------------|---------------------|-------------|----------------|-------------|----------|
| * 4.82773 | 37.07 | PK2 | 34 | -28.1 | 0 | 42.97 | - | - | 74 | -31.03 | 0 | 100 | H |
| * 4.82508 | 37.19 | PK2 | 34 | -28.1 | 0 | 43.09 | - | - | 74 | -30.91 | 0 | 100 | V |
| * 7.26373 | 35.73 | PK2 | 36.2 | -25.3 | 0 | 46.63 | - | - | 74 | -27.37 | 0 | 100 | H |
| * 7.26329 | 35.55 | PK2 | 36.2 | -25.3 | 0 | 46.45 | - | - | 74 | -27.55 | 0 | 100 | V |
| 9.65383 | 32.68 | PK2 | 37.1 | -21.4 | 0 | 48.38 | - | - | 74 | -25.62 | 0 | 100 | H |
| 9.65115 | 32.66 | PK2 | 37.1 | -21.4 | 0 | 48.36 | - | - | 74 | -25.64 | 0 | 100 | V |

* - indicates frequency in CFR47 Pt 15 / IC RSS-Restricted Band
 PK2 - KDB558074 Method: Maximum Peak

MID CHANNEL, CH 6 RESULTS



HORIZONTAL



VERTICAL

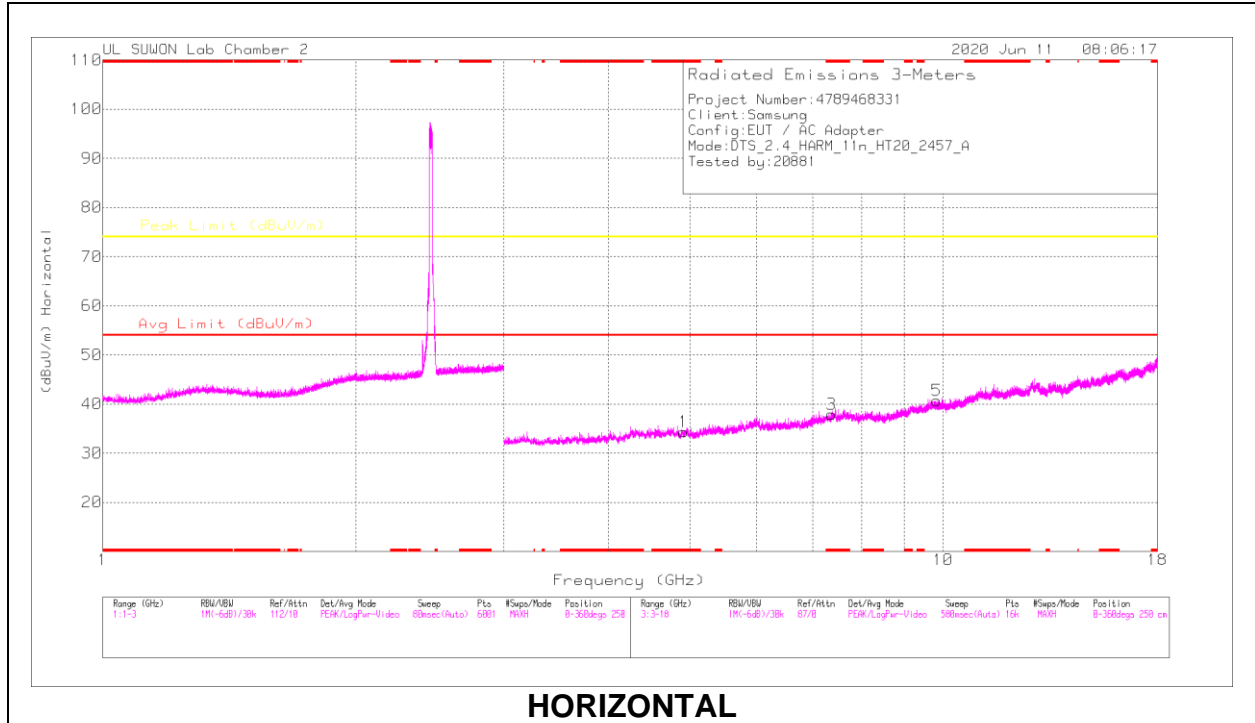
Note: Emission was scanned up to 26GHz; No emissions were detected above the noise floor which was at least 20dB below the specification limit.

RADIATED EMISSIONS

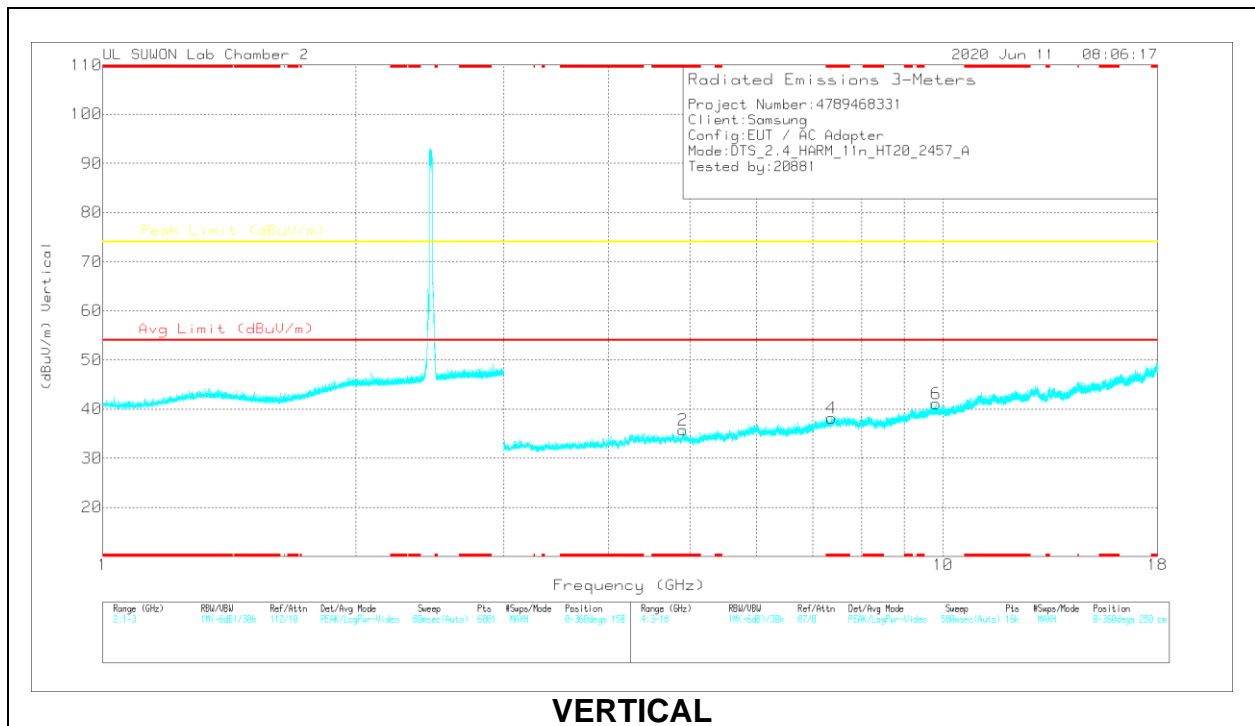
| Frequency (GHz) | Meter Reading (dBuV) | Det | 3117_00168724 | 3GHz_HP[dB] | DC Corr (dB) | Corrected Reading (dBuV/m) | Avg Limit (dBuV/m) | Margin (dB) | Peak Limit (dBuV/m) | Margin (dB) | Azimuth (Degs) | Height (cm) | Polarity |
|-----------------|----------------------|-----|---------------|-------------|--------------|----------------------------|--------------------|-------------|---------------------|-------------|----------------|-------------|----------|
| * 4.88733 | 37.2 | PK2 | 34 | -27.7 | 0 | 43.5 | - | - | 74 | -30.5 | 0 | 100 | H |
| * 4.88712 | 36.75 | PK2 | 34 | -27.7 | 0 | 43.05 | - | - | 74 | -30.95 | 0 | 100 | V |
| * 7.29912 | 35.5 | PK2 | 36.2 | -25 | 0 | 46.7 | - | - | 74 | -27.3 | 0 | 100 | H |
| * 7.29751 | 35.67 | PK2 | 36.2 | -25 | 0 | 46.87 | - | - | 74 | -27.13 | 0 | 100 | V |
| 9.74133 | 32.99 | PK2 | 37.2 | -21.2 | 0 | 48.99 | - | - | 74 | -25.01 | 0 | 100 | H |
| 9.74033 | 32.45 | PK2 | 37.2 | -21.2 | 0 | 48.45 | - | - | 74 | -25.55 | 0 | 100 | V |

* - indicates frequency in CFR47 Pt 15 / IC RSS-Restricted Band
 PK2 - KDB558074 Method: Maximum Peak

HIGH CHANNEL, CH 10 RESULTS



HORIZONTAL



VERTICAL

Note: Emission was scanned up to 26GHz; No emissions were detected above the noise floor which was at least 20dB below the specification limit.

RADIATED EMISSIONS

| Frequency (GHz) | Meter Reading (dBuV) | Det | 3117_00168724 | 3GHz_HP[dB] | DC Corr (dB) | Corrected Reading (dBuV/m) | Avg Limit (dBuV/m) | Margin (dB) | Peak Limit (dBuV/m) | Margin (dB) | Azimuth (Degs) | Height (cm) | Polarity |
|-----------------|----------------------|-----|---------------|-------------|--------------|----------------------------|--------------------|-------------|---------------------|-------------|----------------|-------------|----------|
| * 4.91391 | 36.57 | PK2 | 34 | -27.3 | 0 | 43.27 | - | - | 74 | -30.73 | 360 | 100 | H |
| * 4.91389 | 36.51 | PK2 | 34 | -27.3 | 0 | 43.21 | - | - | 74 | -30.79 | 360 | 100 | V |
| * 7.37148 | 35.32 | PK2 | 36.2 | -24.2 | 0 | 47.32 | - | - | 74 | -26.68 | 360 | 100 | H |
| * 7.3694 | 35.32 | PK2 | 36.2 | -24.2 | 0 | 47.32 | - | - | 74 | -26.68 | 360 | 100 | V |
| 9.82817 | 32.75 | PK2 | 37.3 | -21.7 | 0 | 48.35 | - | - | 74 | -25.65 | 360 | 100 | H |
| 9.82652 | 32.97 | PK2 | 37.3 | -21.7 | 0 | 48.57 | - | - | 74 | -25.43 | 360 | 100 | V |

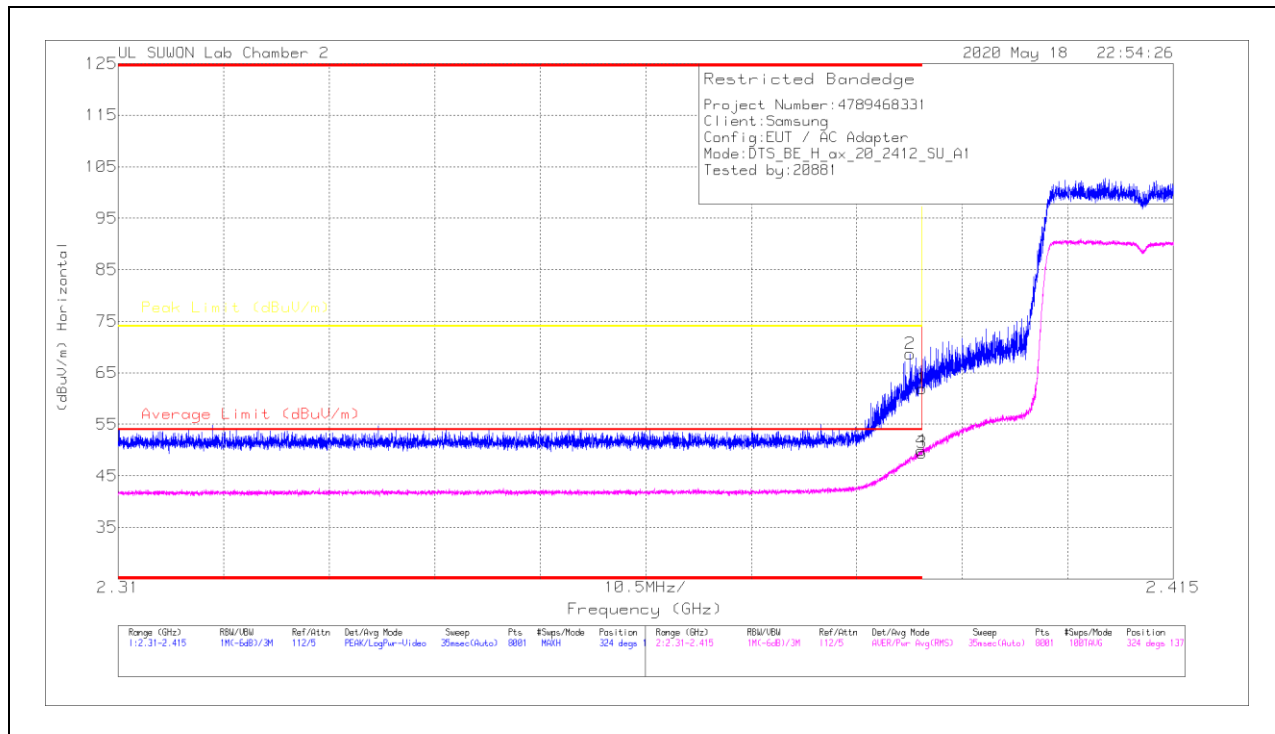
* - indicates frequency in CFR47 Pt 15 / IC RSS-Restricted Band
 PK2 - KDB558074 Method: Maximum Peak

10.1.4. TX ABOVE 1 GHz 802.11ax HE20(SU) MODE IN THE 2.4 GHz BAND

1TX Antenna 1

BANDEDGE (LOW CHANNEL, CH 1)

HORIZONTAL RESULT

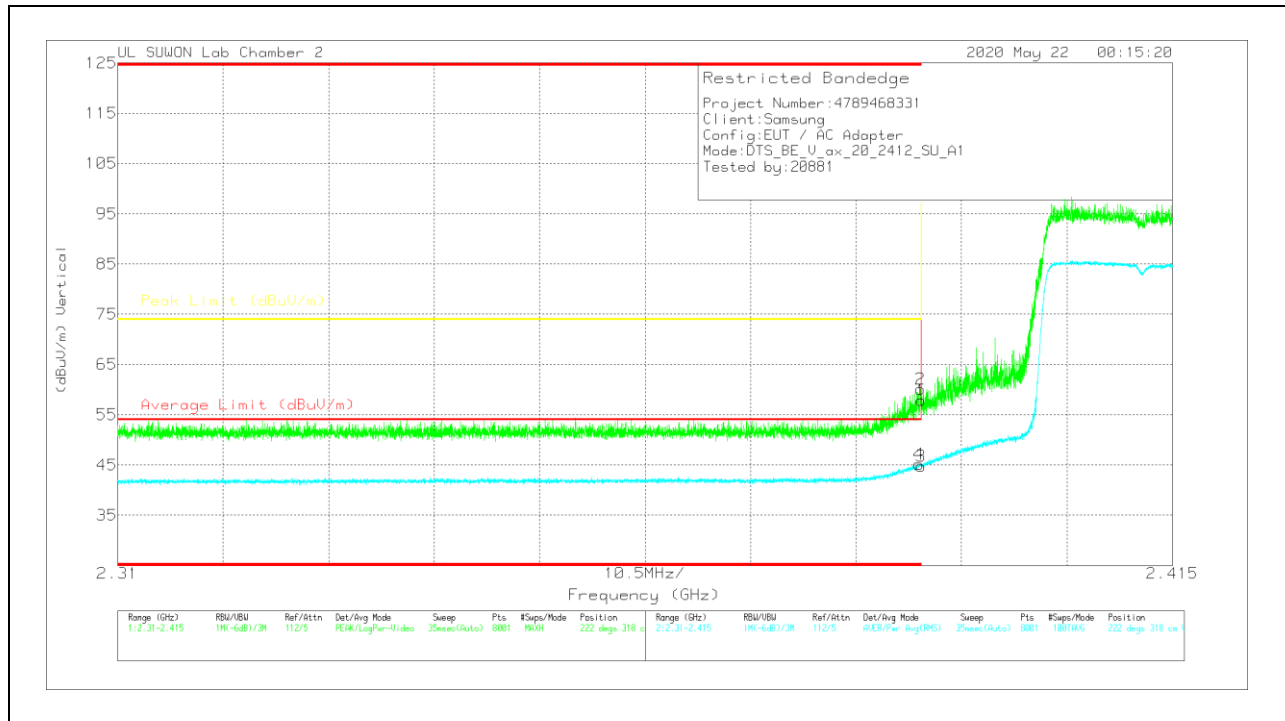


Trace Markers

| Marker | Frequency (GHz) | Meter Reading (dBu/m) | Det | 3117_00168724 | 10dB_ATT[dB] | DC Corr (dB) | Corrected Reading (dBu/m) | Average Limit (dBu/m) | Margin (dB) | Peak Limit (dBu/m) | PK Margin (dB) | Altimuth (Degs) | Height (cm) | Polarity |
|--------|-----------------|-----------------------|-----|---------------|--------------|--------------|---------------------------|-----------------------|-------------|--------------------|----------------|-----------------|-------------|----------|
| 1 | * 2.39 | 50.85 | Pk | 31.6 | -20.6 | 0 | 61.88 | - | - | 74 | -12.12 | 324 | 137 | H |
| 2 | * 2.38882 | 57.69 | Pk | 31.6 | -20.6 | 0 | 68.69 | - | - | 74 | -5.31 | 324 | 137 | H |
| 3 | * 2.39 | 38.28 | RMS | 31.6 | -20.6 | -21 | 49.49 | 54 | -4.51 | - | - | 324 | 137 | H |
| 4 | * 2.38991 | 38.69 | RMS | 31.6 | -20.6 | -21 | 49.9 | 54 | -4.1 | - | - | 324 | 137 | H |

* - indicates frequency in CFR47 Pt 15 / IC RSS-Restricted Band
 Pk - Peak detector
 RMS - RMS detection

VERTICAL RESULT



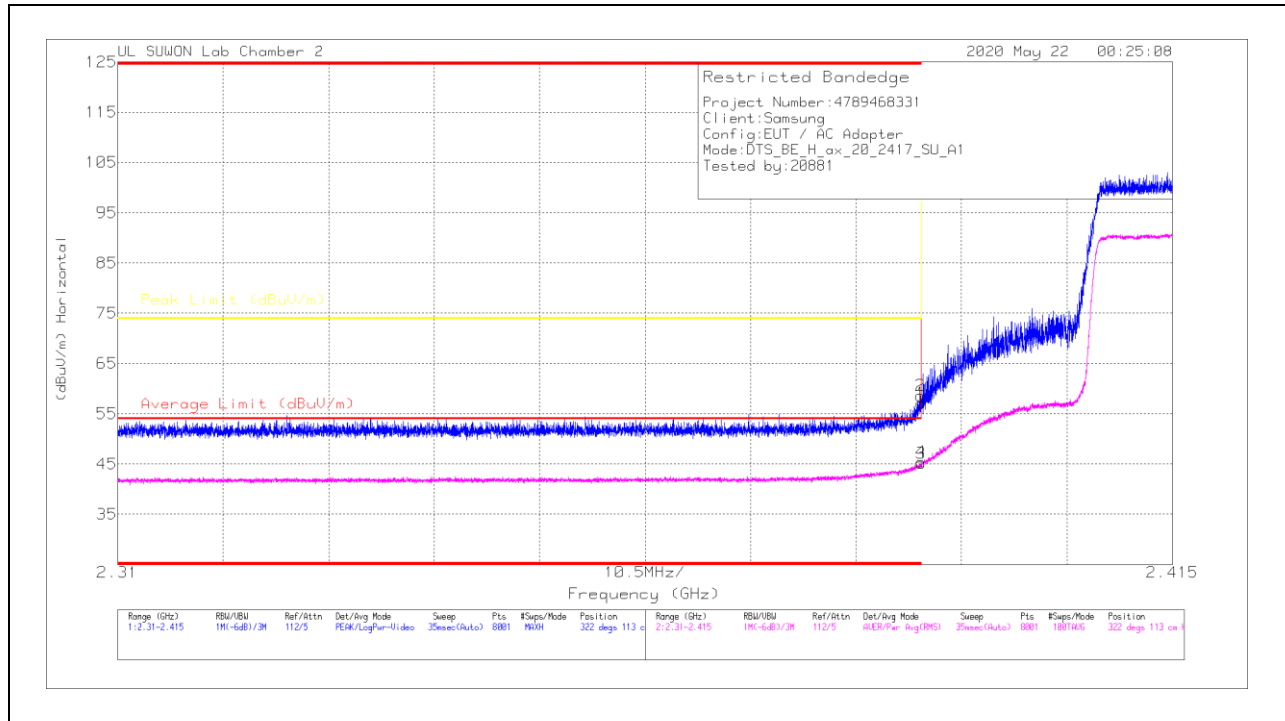
Trace Markers

| Marker | Frequency (GHz) | Meter Reading (dBµV) | Det | 3117_00168724 | 10dB_ATT[dB] | DC Corr (dB) | Corrected Reading (dBµV/m) | Average Limit (dBµV/m) | Margin (dB) | Peak Limit (dBµV/m) | PK Margin (dB) | Azimuth (Degs) | Height (cm) | Polarity |
|--------|-----------------|----------------------|-----|---------------|--------------|--------------|----------------------------|------------------------|-------------|---------------------|----------------|----------------|-------------|----------|
| 1 | * 2.39 | 46.88 | Pk | 31.6 | -20.6 | 0 | 57.88 | - | - | 74 | -16.12 | 222 | 318 | V |
| 2 | * 2.38993 | 48.15 | Pk | 31.6 | -20.6 | 0 | 60.15 | - | - | 74 | -13.85 | 222 | 318 | V |
| 3 | * 2.39 | 33.56 | RMS | 31.6 | -20.6 | .21 | 44.77 | 54 | -9.23 | - | - | 222 | 318 | V |
| 4 | * 2.38976 | 33.98 | RMS | 31.6 | -20.6 | .21 | 45.19 | 54 | -8.81 | - | - | 222 | 318 | V |

* - indicates frequency in CFR47 Pt 15 / IC RSS-Restricted Band
 Pk - Peak detector
 RMS - RMS detection

BANDEDGE (LOW CHANNEL, CH 2)

HORIZONTAL RESULT



Trace Markers

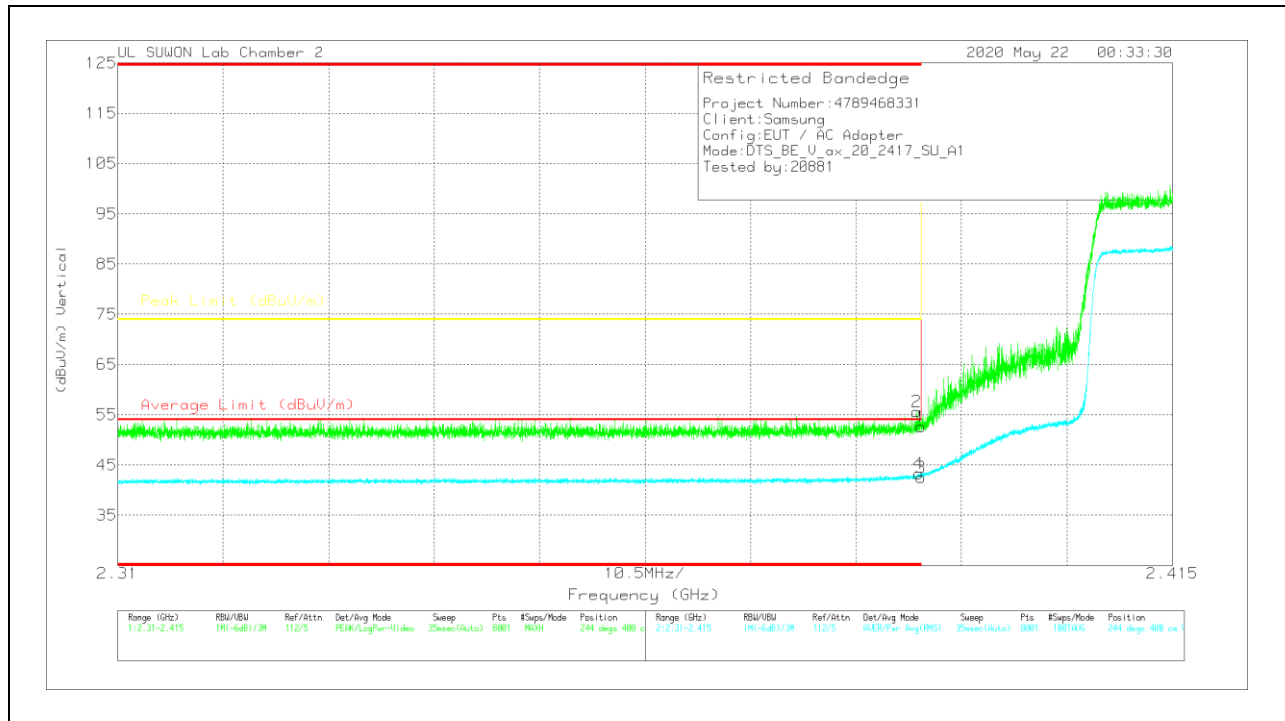
| Marker | Frequency (GHz) | Meter Reading (dBu) | Det | 3117_00168724 | 10dB_ATT[dB] | DC Corr (dB) | Corrected Reading (dBu/m) | Average Limit (dBu/m) | Margin (dB) | Peak Limit (dBu/m) | PK Margin (dB) | Altitude (Degs) | Height (cm) | Polarity |
|--------|-----------------|---------------------|-----|---------------|--------------|--------------|---------------------------|-----------------------|-------------|--------------------|----------------|-----------------|-------------|----------|
| 1 | * 2.39 | 46.12 | Pk | 31.6 | -20.6 | 0 | 57.12 | - | - | 74 | -16.88 | 322 | 113 | H |
| 2 | * 2.38991 | 47.65 | Pk | 31.6 | -20.6 | 0 | 58.65 | - | - | 74 | -15.35 | 322 | 113 | H |
| 3 | * 2.39 | 33.93 | RMS | 31.6 | -20.6 | .21 | 45.14 | 54 | -8.86 | - | - | 322 | 113 | H |
| 4 | * 2.38998 | 34.15 | RMS | 31.6 | -20.6 | .21 | 45.36 | 54 | -8.64 | - | - | 322 | 113 | H |

* - indicates frequency in CFR47 Pt 15 / IC RSS-Restricted Band

Pk - Peak detector

RMS - RMS detection

VERTICAL RESULT



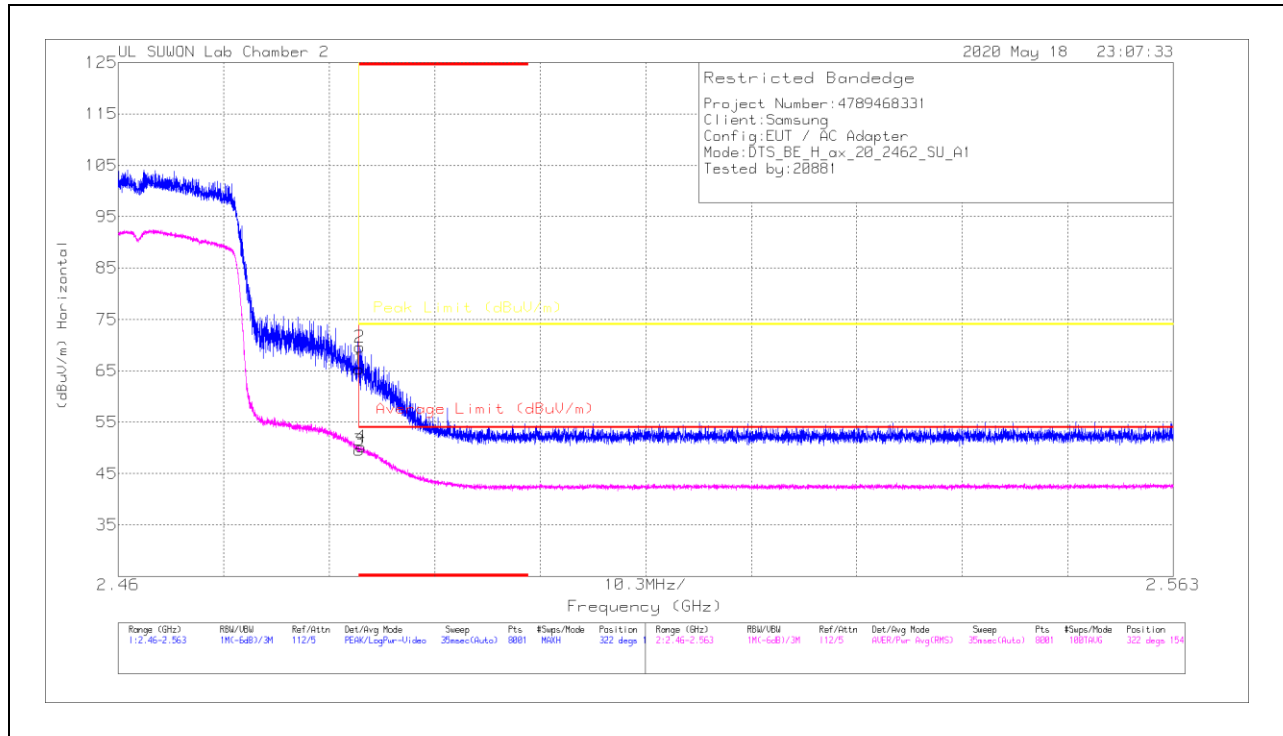
Trace Markers

| Marker | Frequency (GHz) | Meter Reading (dBuV) | Det | 3117_00168724 | 10dB_ATT[dB] | DC Corr (dB) | Corrected Reading (dBuV/m) | Average Limit (dBuV/m) | Margin (dB) | Peak Limit (dBuV/m) | PK Margin (dB) | Azimuth (Degs) | Height (cm) | Polarity |
|--------|-----------------|----------------------|-----|---------------|--------------|--------------|----------------------------|------------------------|-------------|---------------------|----------------|----------------|-------------|----------|
| 1 | * 2.39 | 41.65 | Pk | 31.6 | -20.6 | 0 | 52.65 | - | - | 74 | -21.35 | 244 | 400 | V |
| 2 | * 2.38956 | 44.6 | Pk | 31.6 | -20.6 | 0 | 55.6 | - | - | 74 | -18.4 | 244 | 400 | V |
| 3 | * 2.39 | 31.37 | RMS | 31.6 | -20.6 | .21 | 42.58 | 54 | -11.42 | - | - | 244 | 400 | V |
| 4 | * 2.38975 | 32.05 | RMS | 31.6 | -20.6 | .21 | 43.26 | 54 | -10.74 | - | - | 244 | 400 | V |

* - indicates frequency in CFR47 Pt 15 / IC RSS-Restricted Band
 Pk - Peak detector
 RMS - RMS detection

BANDEDGE (HIGH CHANNEL, CH 11)

HORIZONTAL RESULT

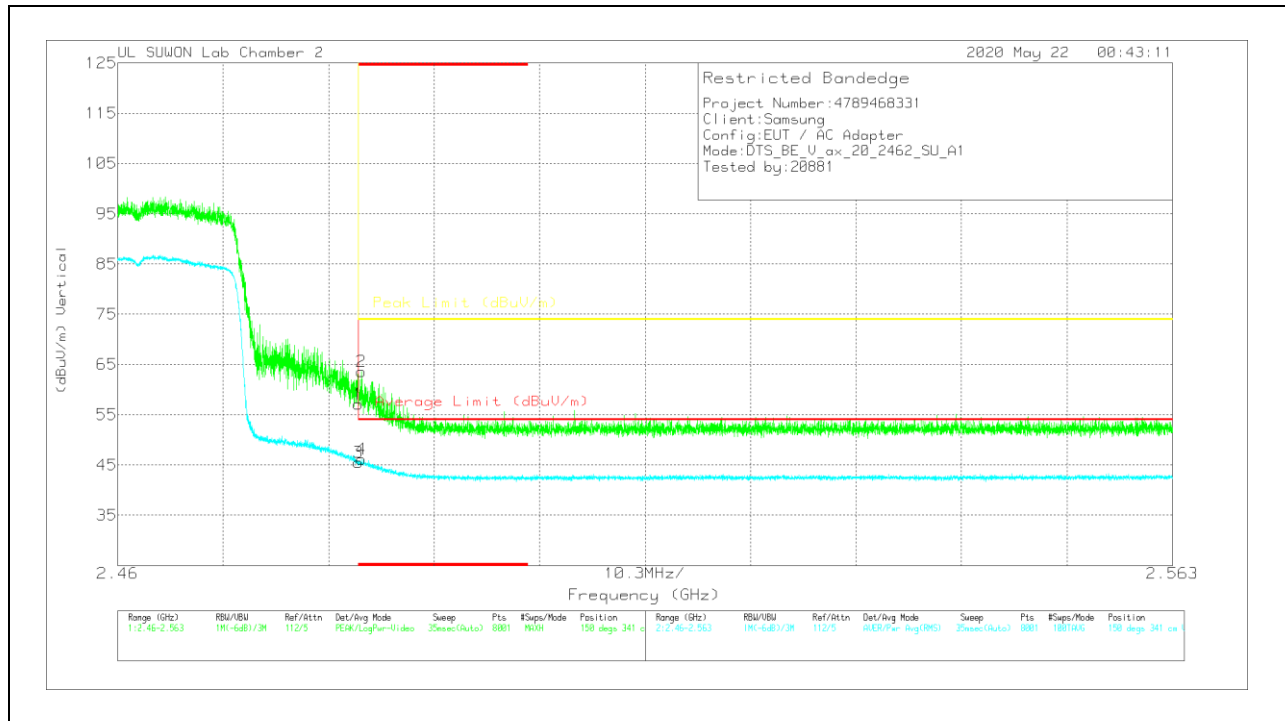


Trace Markers

| Marker | Frequency (GHz) | Meter Reading (dBuV) | Det | 3117_00168724 | 10dB_ATT[dB] | DC Corr (dB) | Corrected Reading (dBuV/m) | Average Limit (dBuV/m) | Margin (dB) | Peak Limit (dBuV/m) | PK Margin (dB) | Azimuth (Degs) | Height (cm) | Polarity |
|--------|-----------------|----------------------|-----|---------------|--------------|--------------|----------------------------|------------------------|-------------|---------------------|----------------|----------------|-------------|----------|
| 1 | * 2.48351 | 53.84 | Pk | 31.9 | -20.4 | 0 | 65.34 | - | - | 74 | -8.66 | 322 | 154 | H |
| 2 | * 2.48357 | 58.12 | Pk | 31.9 | -20.4 | 0 | 69.62 | - | - | 74 | -4.38 | 322 | 154 | H |
| 3 | * 2.48351 | 37.81 | RMS | 31.9 | -20.4 | .21 | 49.52 | 54 | -4.48 | - | - | 322 | 154 | H |
| 4 | * 2.48374 | 38.5 | RMS | 31.9 | -20.4 | .21 | 50.21 | 54 | -3.79 | - | - | 322 | 154 | H |

* - indicates frequency in CFR47 Pt 15 / IC RSS-Restricted Band
 Pk - Peak detector
 RMS - RMS detection

VERTICAL RESULT



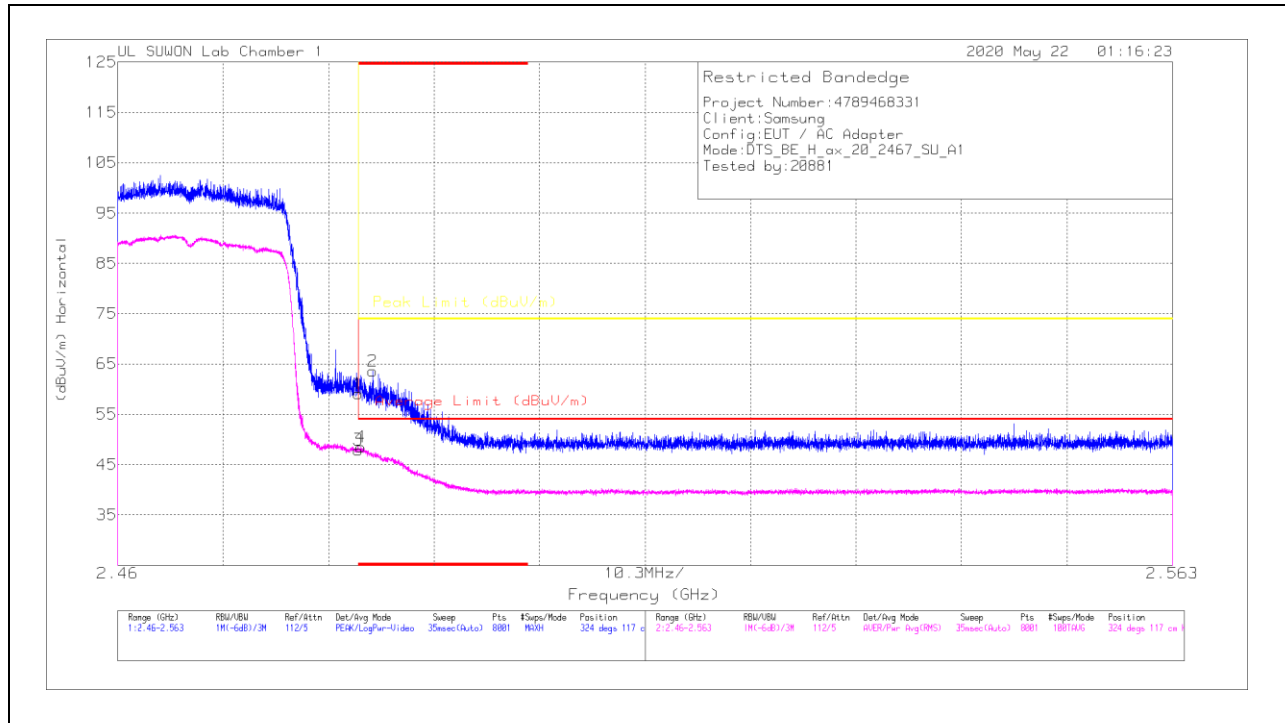
Trace Markers

| Marker | Frequency (GHz) | Meter Reading (dBuV) | Det | 3117_00168724 | 10dB_ATT[dB] | DC Corr (dB) | Corrected Reading (dBuV/m) | Average Limit (dBuV/m) | Margin (dB) | Peak Limit (dBuV/m) | PK Margin (dB) | Azimuth (Degs) | Height (cm) | Polarity |
|--------|-----------------|----------------------|-----|---------------|--------------|--------------|----------------------------|------------------------|-------------|---------------------|----------------|----------------|-------------|----------|
| 1 | * 2.48351 | 45.57 | Pk | 31.9 | -20.4 | 0 | 57.07 | - | - | 74 | -16.93 | 150 | 341 | V |
| 2 | * 2.48382 | 52.07 | Pk | 31.9 | -20.4 | 0 | 63.67 | - | - | 74 | -10.43 | 150 | 341 | V |
| 3 | * 2.48351 | 33.83 | RMS | 31.9 | -20.4 | .21 | 45.54 | 54 | -8.46 | - | - | 150 | 341 | V |
| 4 | * 2.48378 | 34.38 | RMS | 31.9 | -20.4 | .21 | 46.09 | 54 | -7.91 | - | - | 150 | 341 | V |

* - indicates frequency in CFR47 Pt 15 / IC RSS-Restricted Band
 Pk - Peak detector
 RMS - RMS detection

BANDEDGE (HIGH CHANNEL, CH 12)

HORIZONTAL RESULT



Trace Markers

| Marker | Frequency (GHz) | Meter Reading (dBuV) | Det | 3117_00168717 | 10dB_ATT(dB) | DC Corr (dB) | Corrected Reading (dBuV/m) | Average Limit (dBuV/m) | Margin (dB) | Peak Limit (dBuV/m) | PK Margin (dB) | Azimuth (Degs) | Height (cm) | Polarity |
|--------|-----------------|----------------------|-----|---------------|--------------|--------------|----------------------------|------------------------|-------------|---------------------|----------------|----------------|-------------|----------|
| 1 | * 2.48351 | 52.44 | Pk | 31.9 | -25.2 | 0 | 59.14 | - | - | 74 | -14.86 | 324 | 117 | H |
| 2 | * 2.48487 | 56.93 | Pk | 31.9 | -25.2 | 0 | 63.63 | - | - | 74 | -10.37 | 324 | 117 | H |
| 3 | * 2.48351 | 41.04 | RMS | 31.9 | -25.2 | .21 | 47.95 | 54 | -6.05 | - | - | 324 | 117 | H |
| 4 | * 2.48374 | 41.6 | RMS | 31.9 | -25.2 | .21 | 48.51 | 54 | -5.49 | - | - | 324 | 117 | H |

* - indicates frequency in CFR47 Pt 15 / IC RSS-Restricted Band
 Pk - Peak detector
 RMS - RMS detection