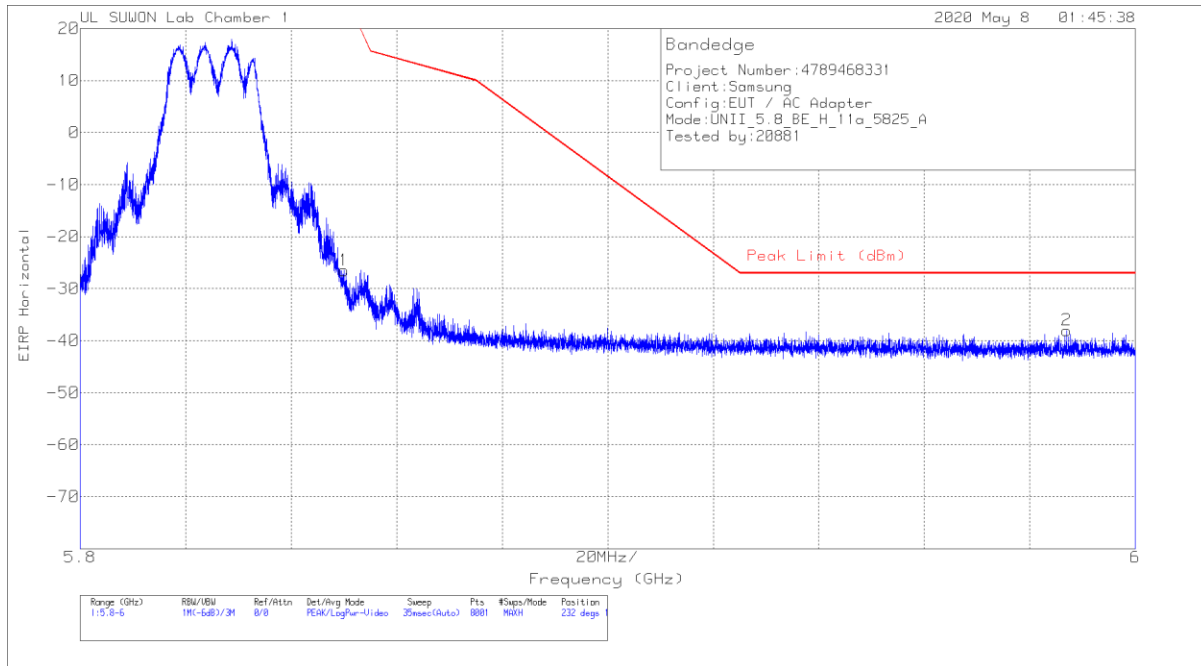


BADEDGE (HIGH CHANNEL)

HORIZONTAL PEAK DATA

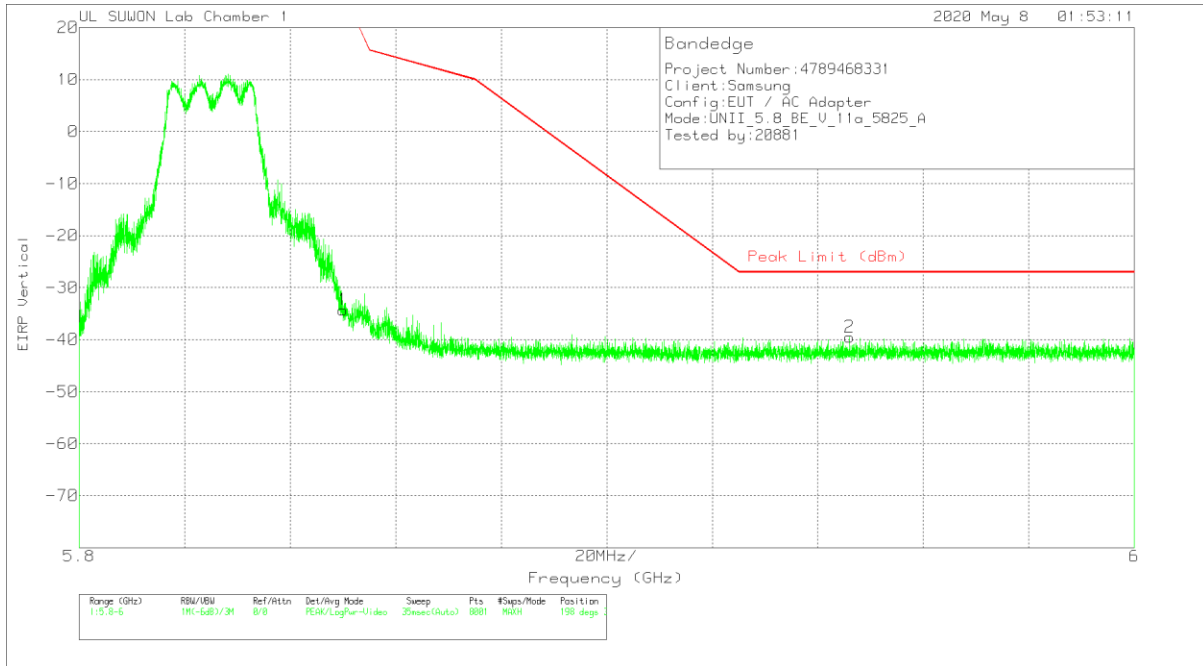


Trace Markers

Marker	Frequency (GHz)	Meter Reading (dBm)	Det	3117_00168717	10dB_ATT[dB]	Conversion Factor (dB)	DC Corr (dB)	Corrected Reading EIRP	Peak Limit (dBm)	PK Margin (dB)	Azimuth (Degs)	Height (cm)	Polarity
1	5.85003	-52.29	Pk	35	-21	11.8	0	-26.49	26.94	-53.43	232	100	H
2	5.98698	-64.3	Pk	35.1	-20.6	11.8	0	-38	-27	-11	232	100	H

Pk - Peak detector

VERTICAL PEAK DATA



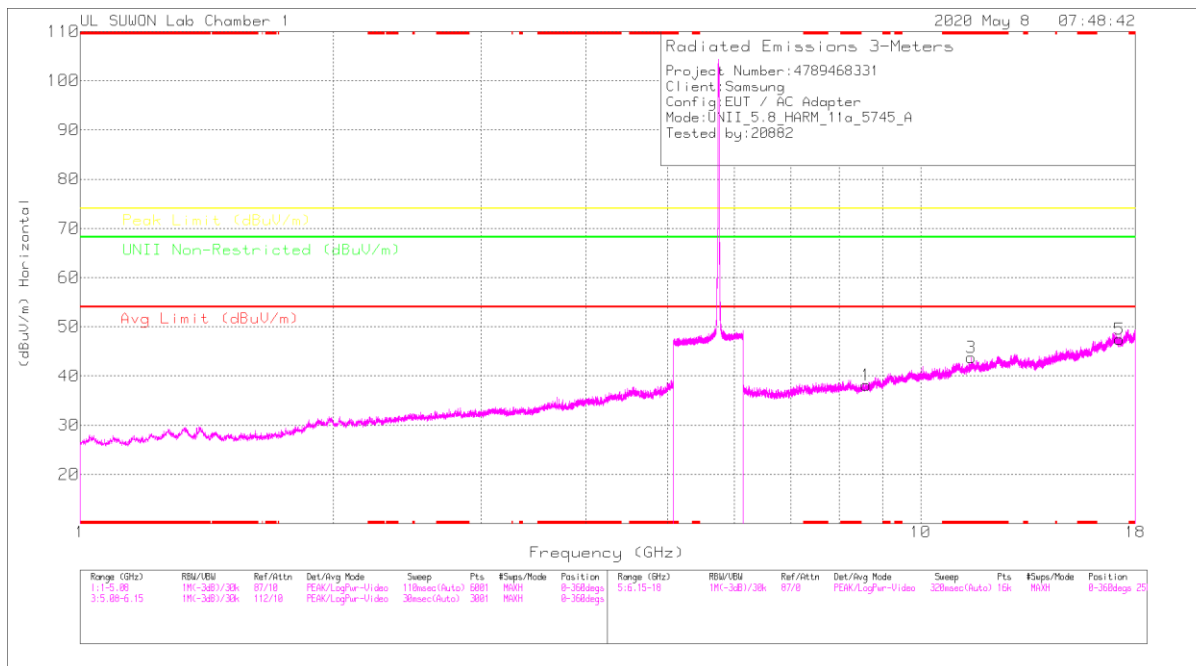
Trace Markers

Marker	Frequency (GHz)	Meter Reading (dBm)	Det	3117_00168717	10dB_ATT[dB]	Conversion Factor (dB)	DC Corr (dB)	Corrected Reading EIRP	Peak Limit (dBm)	PK Margin (dB)	Azimuth (Degs)	Height (cm)	Polarity
1	5.85003	-60.06	Pk	35	-21	11.8	0	-34.26	26.94	-61.2	198	394	V
2	5.94603	-65.59	Pk	35.1	-20.8	11.8	0	-39.49	-27	-12.49	198	394	V

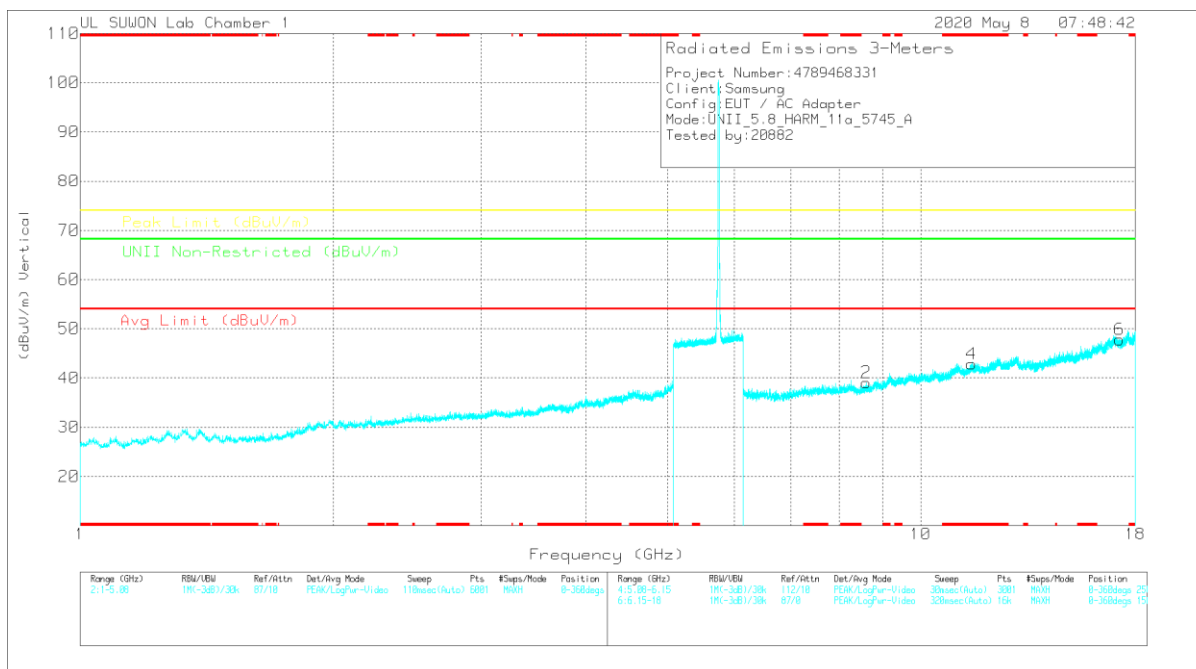
Pk - Peak detector

HARMONICS AND SPURIOUS EMISSIONS

LOW CHANNEL HORIZONTAL



LOW CHANNEL VERTICAL



Note: Emission was scanned up to 40GHz; No emissions were detected above the noise floor which was at least 20dB below the specification limit.

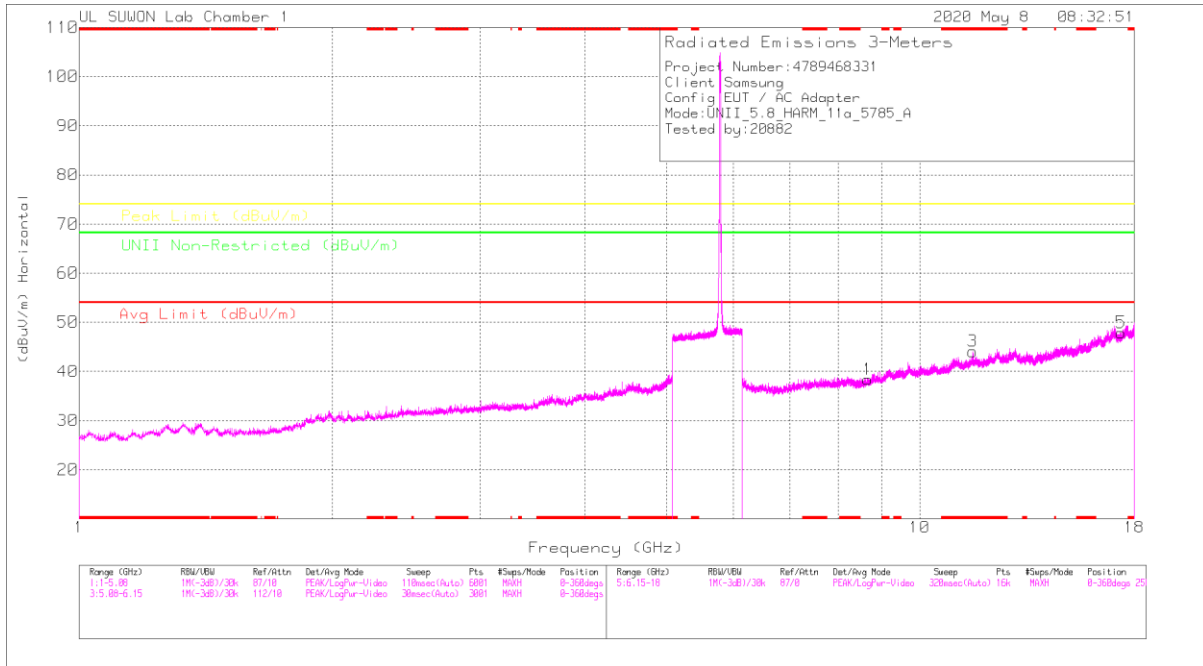
LOW CHANNEL DATA

Radiated Emissions

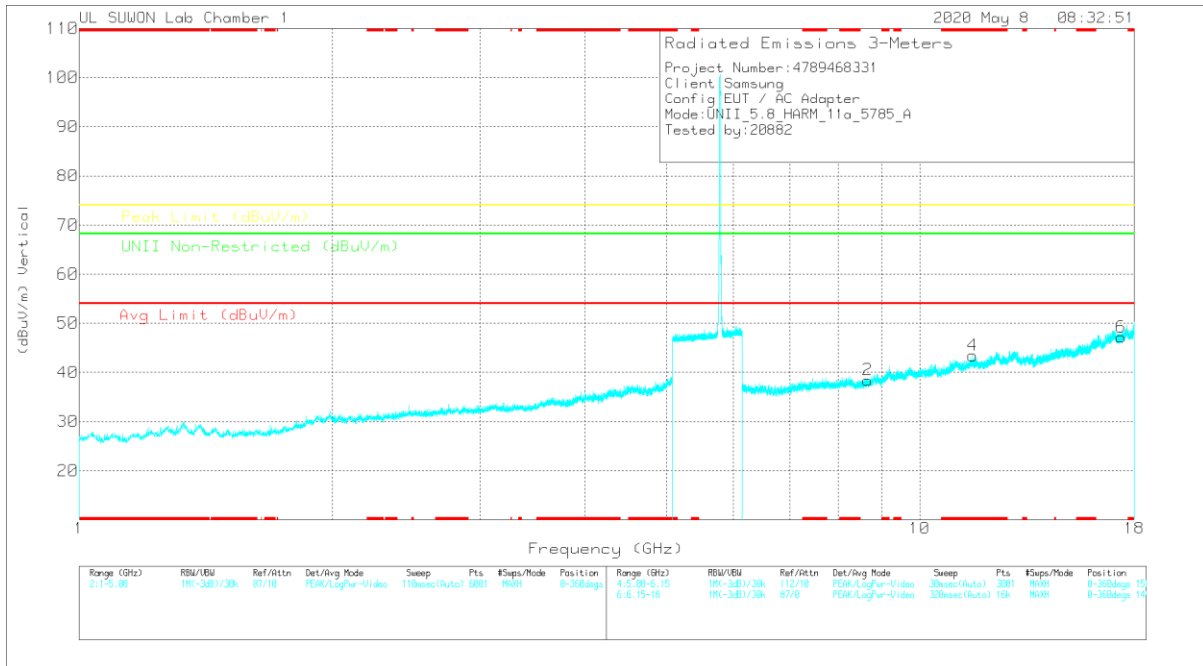
Frequency (MHz)	Mask Reading (dBμV)	Dist	317_0016B717	6GHz_HPSRB	DC Cor (dB)	Corrected Reading (dBμV/m)	Aug Limit (dBμV/m)	Margin (dB)	Peak Limit (dBμV/m)	Margin (dB)	UNI Non-Restricted (dBμV/m)	Margin (dB)	Azimuth (Degs)	Height (m)	Polarity
8.61651	37.36	PK-U	36.3	-25	0	42.66	-	-	-	-	68.2	-19.54	0	100	H
8.61696	36.65	PK-U	36.3	-25	0	47.95	-	-	-	-	68.2	-20.25	0	100	V
* 11.48981	36.98	PK-U	38.5	-22.3	0	53.18	-	-	74	-20.82	-	-	0	100	H
* 11.49094	36.31	PK-U	38.5	-22.4	0	52.41	-	-	74	-21.59	-	-	0	100	V
17.23157	34.9	PK-U	41.3	-17.5	0	58.7	-	-	-	-	68.2	-9.5	0	100	H
17.23089	35.56	PK-U	41.3	-17.5	0	59.36	-	-	-	-	68.2	-8.84	0	100	V

* - indicates frequency in CFR47 Pt 15 / IC RSS-Restricted Band
 PK-U - U-NII: Maximum Peak

MID CHANNEL HORIZONTAL



MID CHANNEL VERTICAL



Note: Emission was scanned up to 40GHz; No emissions were detected above the noise floor which was at least 20dB below the specification limit.

MID CHANNEL DATA

Radiated Emissions

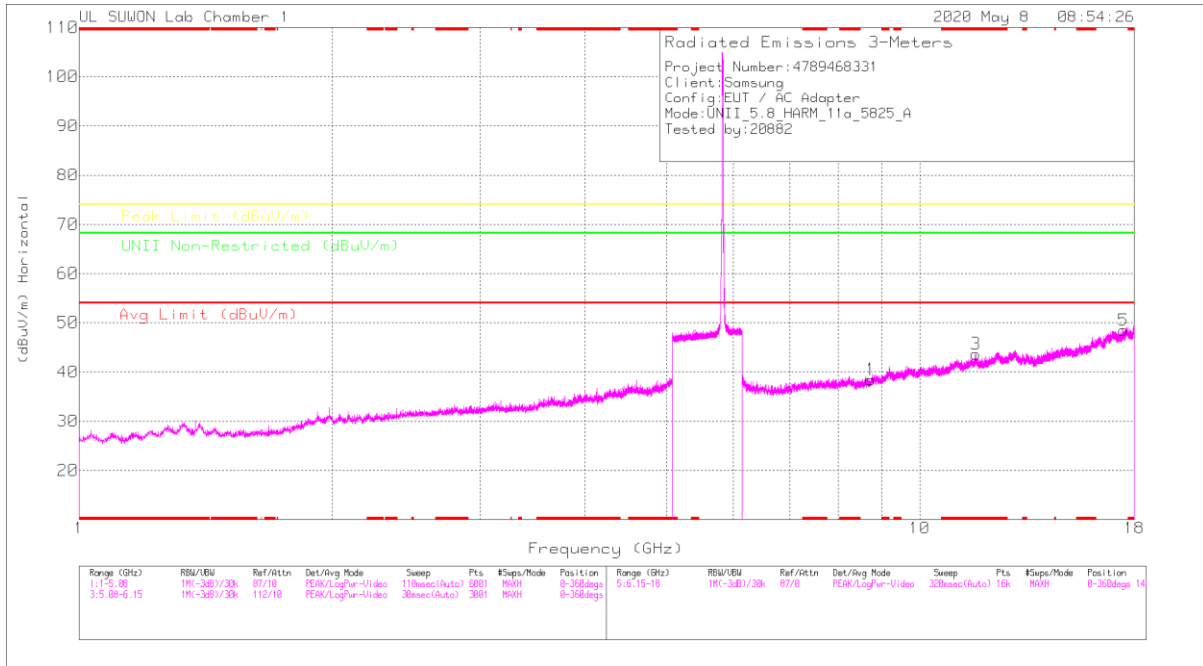
Frequency (MHz)	Meas. Reading (dBµV)	Det	317_0016E717	6GHz_HPSRB	DC Cor (dB)	Corrected Reading (dBµV/m)	Avg Limit (dBµV/m)	Margin (dB)	Peak Limit (dBµV/m)	Margin (dB)	Limit Non-Restricted (dBµV/m)	Margin (dB)	Azimuth (Degs)	Height (m)	Polarity
8.6776	37.53	PK-U	36.4	-25.5	0	48.43	-	-	-	-	68.2	-19.77	360	100	H
8.6765	37.88	PK-U	36.4	-25.5	0	48.78	-	-	-	-	68.2	-19.42	360	100	V
* 11.56908	41.19	PK-U	38.6	-22.3	0	57.49	-	-	74	-16.51	-	-	152	103	H
* 11.56914	27.26	ADR	38.6	-22.3	.15	43.71	54	-10.29	-	-	-	-	152	103	H
* 11.5685	39.86	PK-U	38.6	-22.3	0	56.16	-	-	74	-17.84	-	-	193	100	V
* 11.56928	26.74	ADR	38.6	-22.3	.15	43.19	54	-10.81	-	-	-	-	193	100	V
17.35405	34.89	PK-U	41.2	-17.8	0	58.29	-	-	-	-	68.2	-9.91	360	100	H
17.35469	34.75	PK-U	41.2	-17.7	0	58.25	-	-	-	-	68.2	-9.96	360	100	V

* - indicates frequency in CFR47 Pt 15 / IC RSS-Restricted Band

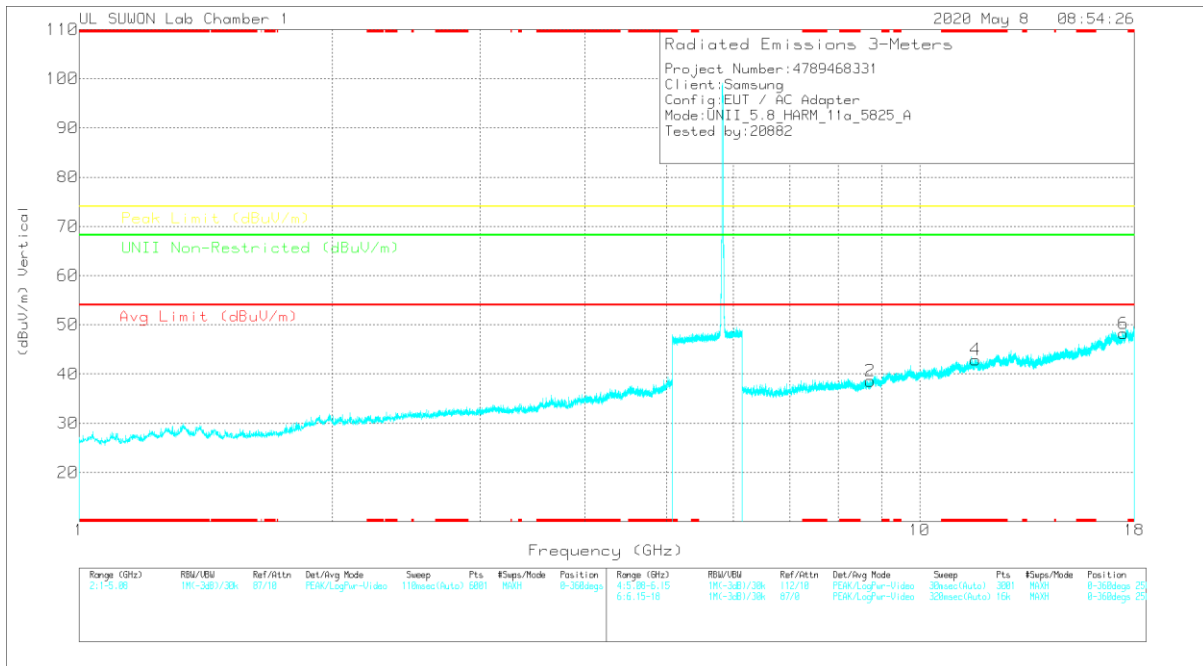
PK-U - U-NII: Maximum Peak

ADR - U-NII AD primary method, RMS average

HIGH CHANNEL HORIZONTAL



HIGH CHANNEL VERTICAL



Note: Emission was scanned up to 40GHz; No emissions were detected above the noise floor which was at least 20dB below the specification limit.

HIGH CHANNEL DATA

Radiated Emissions

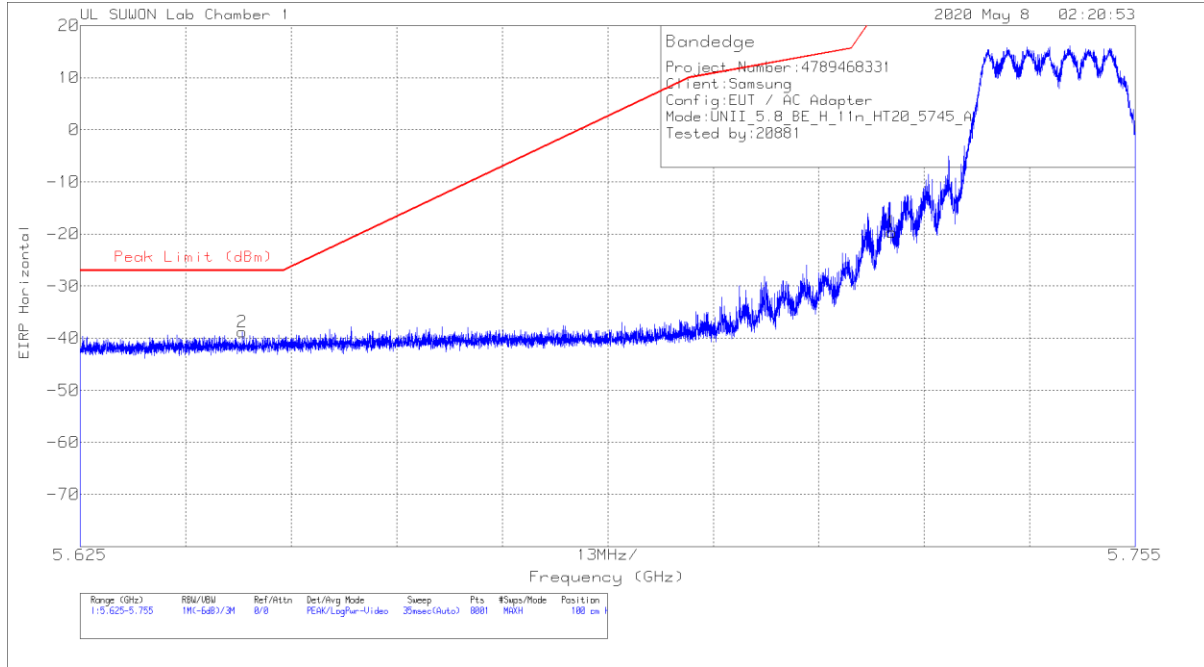
Frequency (MHz)	Mask Reading (dBµV)	Dist	317_0016B717	6GHz_HPSB	DC Cor (dB)	Corrected Reading (dBµV/m)	Aug Limit (dBµV/m)	Margin (dB)	Peak Limit (dBµV/m)	Margin (dB)	UNII Non-Restricted (dBµV/m)	Margin (dB)	Azimuth (Deg)	Height (m)	Polarity
8.74176	37.89	PK-U	36.4	-25.7	0	42.59	-	-	-	-	68.2	-19.61	0	100	H
8.74044	38	PK-U	36.4	-25.7	0	48.7	-	-	-	-	68.2	-19.5	0	100	V
* 11.6584	36.8	PK-U	38.7	-21.8	0	53.7	-	-	74	-20.3	-	-	0	100	H
* 11.65747	36.11	PK-U	38.7	-21.7	0	53.11	-	-	74	-20.89	-	-	0	100	V
17.48714	34.81	PK-U	41.2	-17.7	0	58.31	-	-	-	-	68.2	-9.89	0	100	H
17.48696	34.46	PK-U	41.2	-17.6	0	58.06	-	-	-	-	68.2	-10.14	0	100	V

* - indicates frequency in CFR47 Pt 15 / IC RSS-Restricted Band
 PK-U - U-NII: Maximum Peak

11.4.2. TX ABOVE 1GHz 802.11n HT20 2Tx MODE IN THE 5.8GHz BAND

BANDEDGE (LOW CHANNEL)

HORIZONTAL PEAK DATA

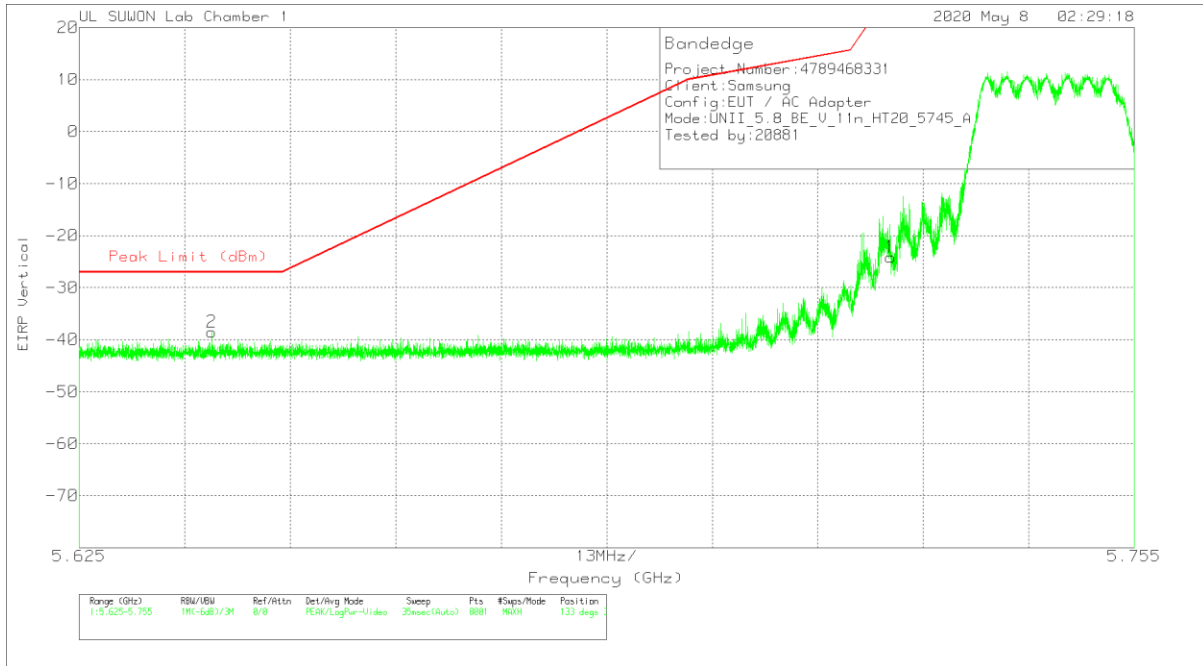


Trace Markers

Marker	Frequency (GHz)	Meter Reading (dBm)	Det	3117_00168717	10dB_ATT(dB)	Conversion Factor (dB)	DC Corr (dB)	Corrected Reading EIRP	Peak Limit (dBm)	PK Margin (dB)	Height (cm)	Polarity
1	5.72499	-45.16	Pk	34.8	-21.1	11.8	0	-19.66	26.97	-46.63	100	H
2	5.64494	-64.3	Pk	34.7	-21	11.8	0	-38.8	-27	-11.8	100	H

Pk - Peak detector

VERTICAL PEAK DATA



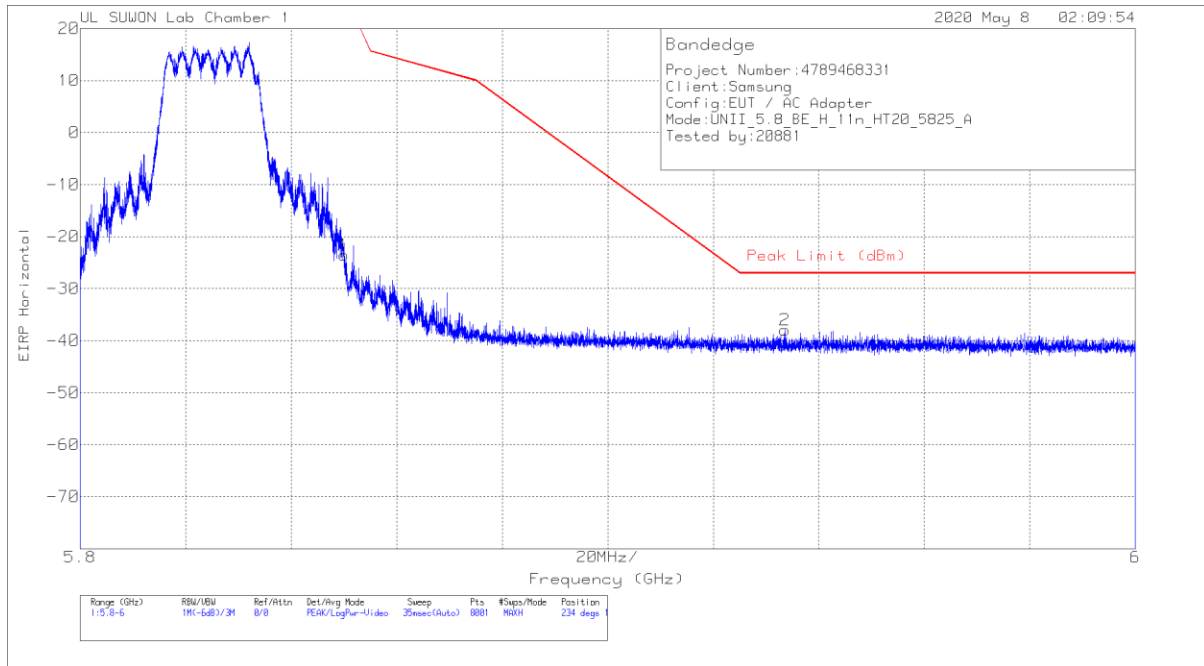
Trace Markers

Marker	Frequency (GHz)	Meter Reading (dBm)	Det	3117_00168717	10dB_ATT(dB)	Conversion Factor (dB)	DC Corr (dB)	Corrected Reading EIRP	Peak Limit (dBm)	PK Margin (dB)	Azimuth (Degs)	Height (cm)	Polarity
1	5.72499	-49.62	Pk	34.8	-21.1	11.8	0	-24.12	26.97	-51.09	133	368	V
2	5.64133	-63.92	Pk	34.7	-21.1	11.8	0	-38.52	-27	-11.52	133	368	V

Pk - Peak detector

BADEDGE (HIGH CHANNEL)

HORIZONTAL PEAK DATA

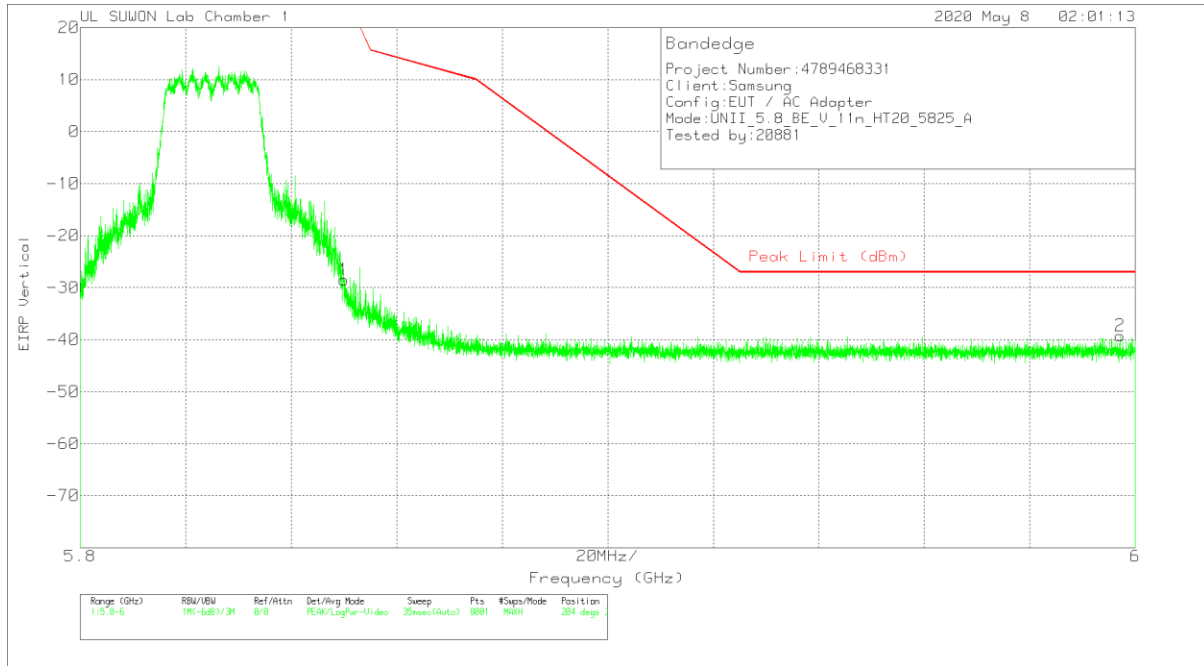


Trace Markers

Marker	Frequency (GHz)	Meter Reading (dBm)	Det	3117_00168717	10dB_ATT[dB]	Conversion Factor (dB)	DC Corr (dB)	Corrected Reading EIRP	Peak Limit (dBm)	PK Margin (dB)	Azimuth (Degs)	Height (cm)	Polarity
1	5.85003	-49.37	Pk	35	-21	11.8	0	-23.57	26.94	-50.51	234	112	H
2	5.93358	-63.97	Pk	35.1	-20.9	11.8	0	-37.97	-27	-10.97	234	112	H

Pk - Peak detector

VERTICAL PEAK DATA



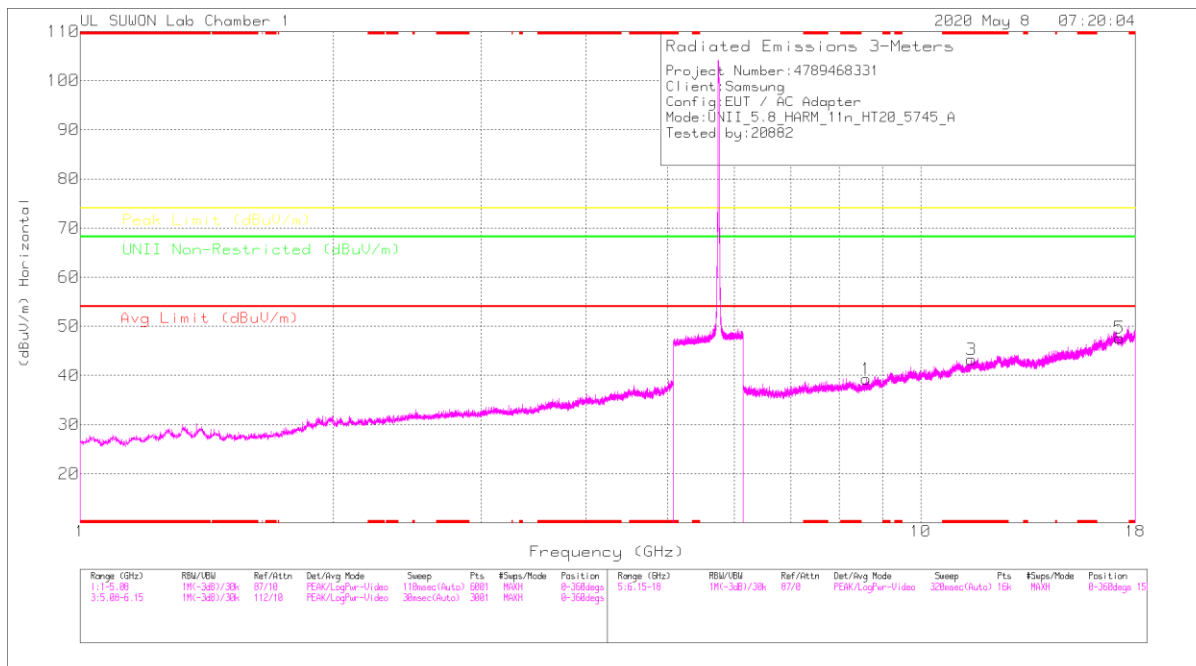
Trace Markers

Marker	Frequency (GHz)	Meter Reading (dBm)	Det	3117_00168717	10dB_ATT[dB]	Conversion Factor (dB)	DC Corr (dB)	Corrected Reading EIRP	Peak Limit (dBm)	PK Margin (dB)	Azimuth (Degs)	Height (cm)	Polarity
1	5.85003	-54.3	Pk	35	-21	11.8	0	-28.5	26.94	-55.44	204	323	V
2	5.9971	-65.53	PK	35.1	-20.6	11.8	0	-39.23	-27	-12.23	204	323	V

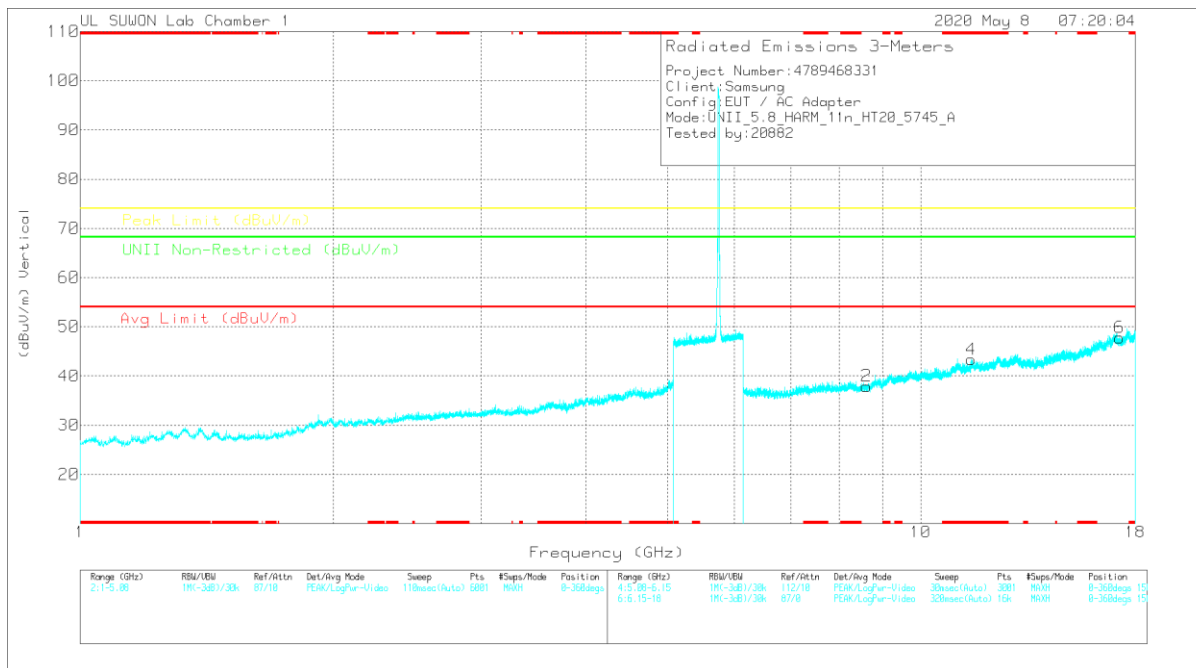
Pk - Peak detector

HARMONICS AND SPURIOUS EMISSIONS

LOW CHANNEL HORIZONTAL



LOW CHANNEL VERTICAL



Note: Emission was scanned up to 40GHz; No emissions were detected above the noise floor which was at least 20dB below the specification limit.

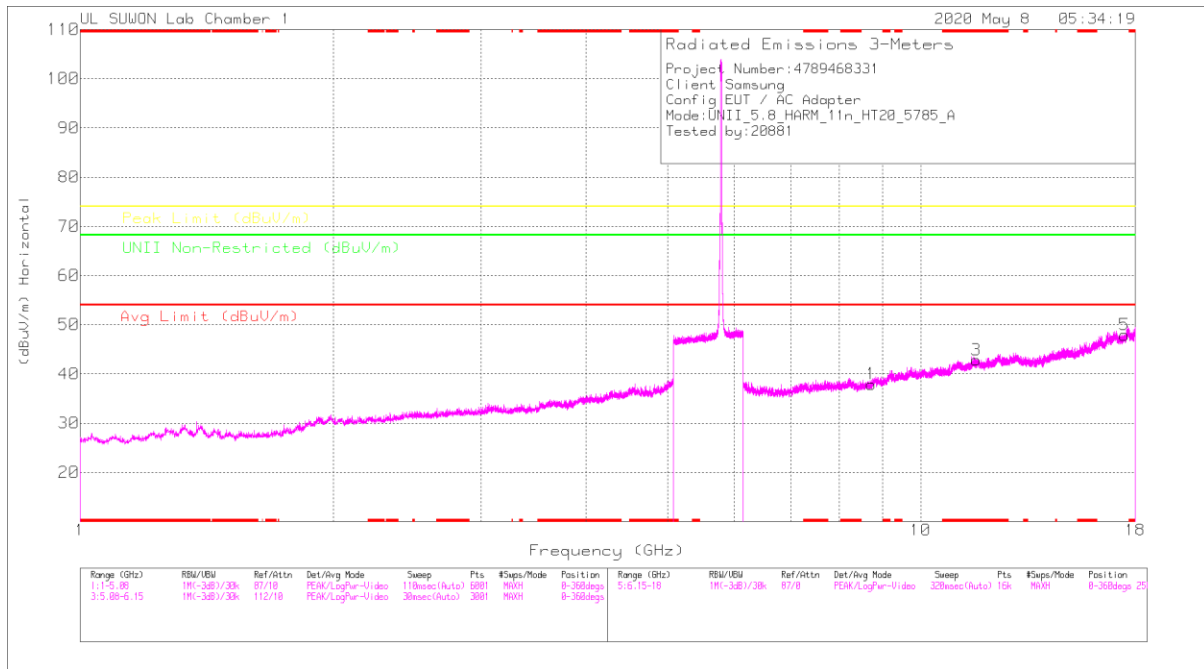
LOW CHANNEL DATA

Radiated Emissions

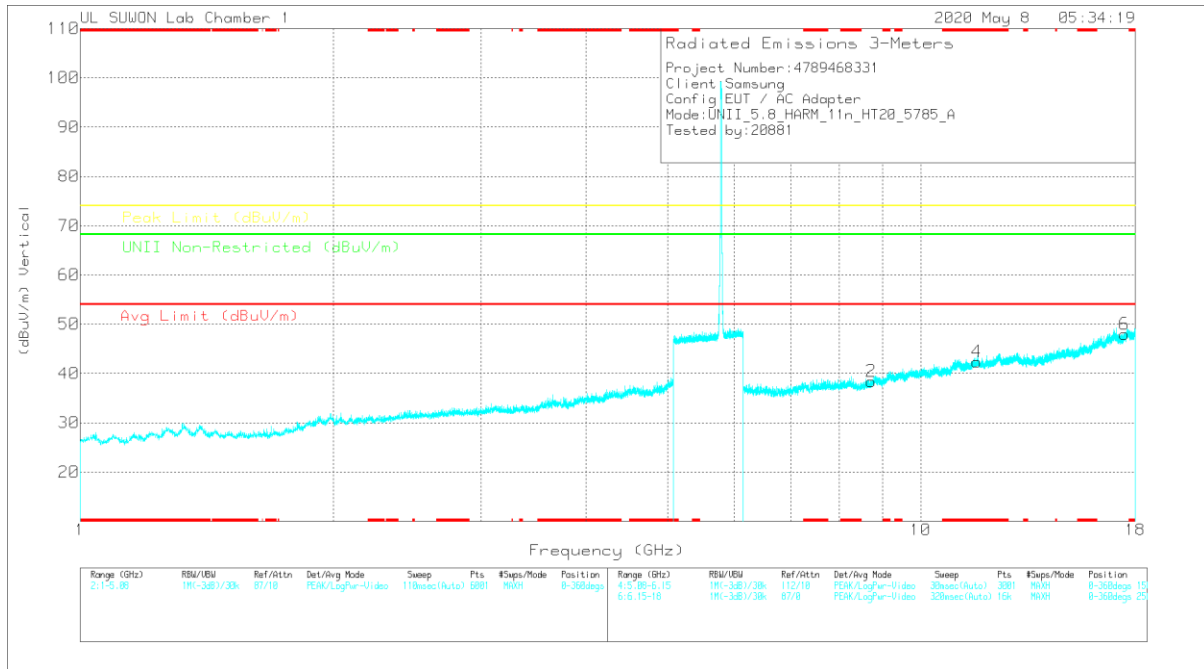
Frequency (MHz)	Meas. Reading (dBµV)	Dist	317_0016B717	6GHz_HPSB	DC Cor (dB)	Corrected Reading (dBµV/m)	Aug Limit (dBµV/m)	Margin (dB)	Peak Limit (dBµV/m)	Margin (dB)	UNI Non-Restricted (dBµV/m)	Margin (dB)	Azimuth (Degs)	Height (m)	Polarity
8.81414	37.16	PK-U	36.3	-24.9	0	42.56	-	-	-	-	68.2	-19.64	0	100	H
8.81446	36.98	PK-U	36.3	-24.9	0	48.38	-	-	-	-	68.2	-19.82	0	100	V
* 11.49148	36.53	PK-U	38.5	-22.4	0	52.63	-	-	74	-21.37	-	-	0	100	H
* 11.49216	36.5	PK-U	38.5	-22.4	0	52.6	-	-	74	-21.4	-	-	0	100	V
17.22789	34.26	PK-U	41.3	-17.6	0	57.96	-	-	-	-	68.2	-10.24	0	100	H
17.22967	34.72	PK-U	41.3	-17.5	0	58.52	-	-	-	-	68.2	-9.68	0	100	V

* - indicates frequency in CFR47 Pt 15 / IC RSS-Restricted Band
 PK-U - U-NII: Maximum Peak

MID CHANNEL HORIZONTAL



MID CHANNEL VERTICAL



Note: Emission was scanned up to 40GHz; No emissions were detected above the noise floor which was at least 20dB below the specification limit.

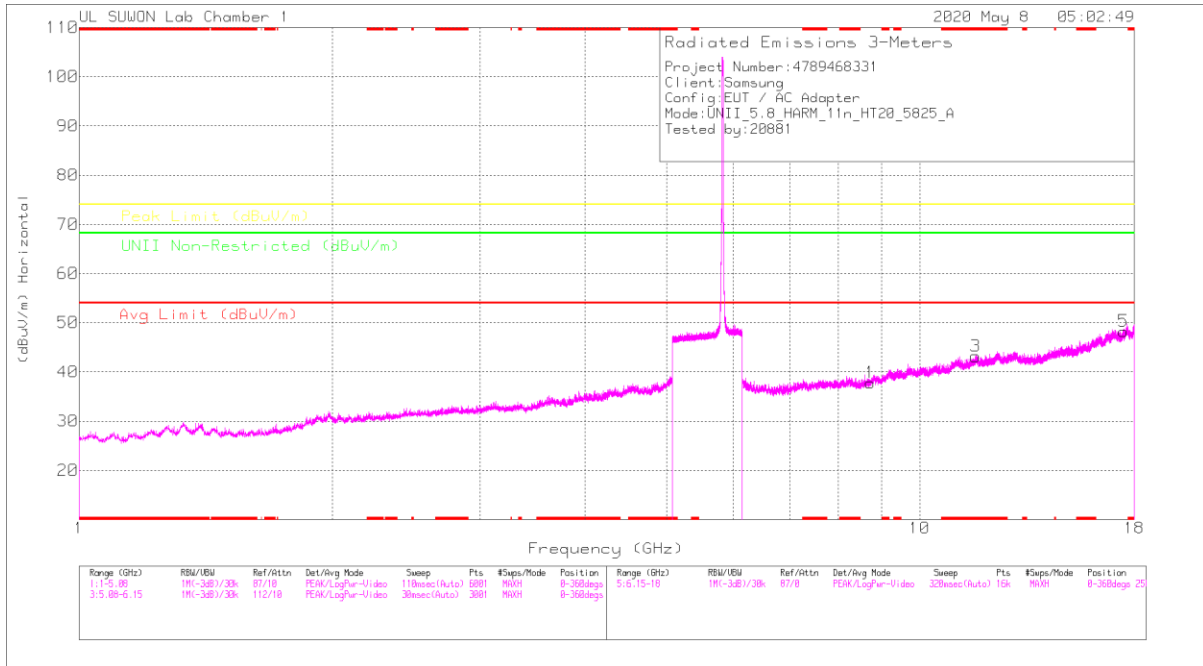
MID CHANNEL DATA

Radiated Emissions

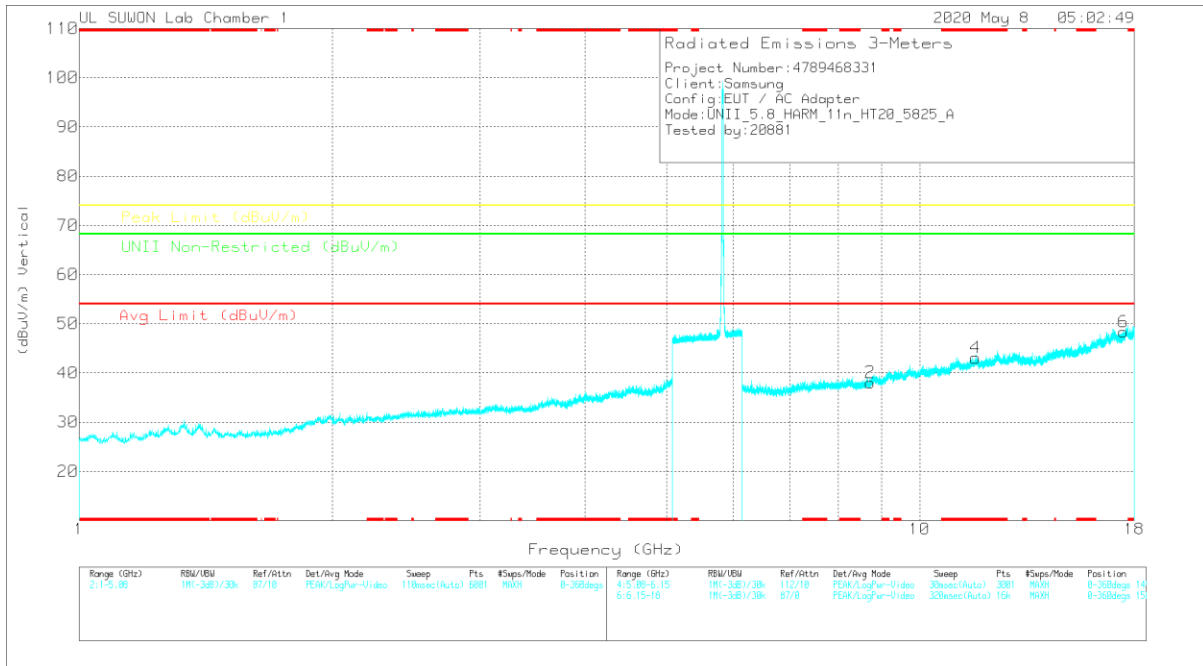
Frequency (MHz)	Meas. Reading (dBµV)	Dist	317_0016B717	6GHz_HPSB	DC Cor (dB)	Corrected Reading (dBµV/m)	Avg Limit (dBµV/m)	Margin (dB)	Peak Limit (dBµV/m)	Margin (dB)	UNE Non-Restricted (dBµV/m)	Margin (dB)	Azimuth (Deg)	Height (m)	Polarity
8.72614	36.13	PK-U	36.4	-25.7	0	48.83	-	-	-	-	68.2	-19.37	0	100	H
8.73913	37.91	PK-U	36.4	-25.7	0	48.61	-	-	-	-	68.2	-19.59	0	100	V
* 11.65007	36.08	PK-U	38.7	-21.9	0	52.88	-	-	74	-21.12	-	-	0	100	H
* 11.65111	36.19	PK-U	38.7	-21.9	0	52.99	-	-	74	-21.01	-	-	0	100	V
17.47735	34.8	PK-U	41.2	-17.6	0	58.4	-	-	-	-	68.2	-9.8	0	100	H
17.48018	34.68	PK-U	41.2	-17.6	0	58.28	-	-	-	-	68.2	-9.92	0	100	V

* - indicates frequency in CFR47 Pt 15 / IC RSS-Restricted Band
 PK-U - U-NII: Maximum Peak

HIGH CHANNEL HORIZONTAL



HIGH CHANNEL VERTICAL



Note: Emission was scanned up to 40GHz; No emissions were detected above the noise floor which was at least 20dB below the specification limit.

HIGH CHANNEL DATA

Radiated Emissions

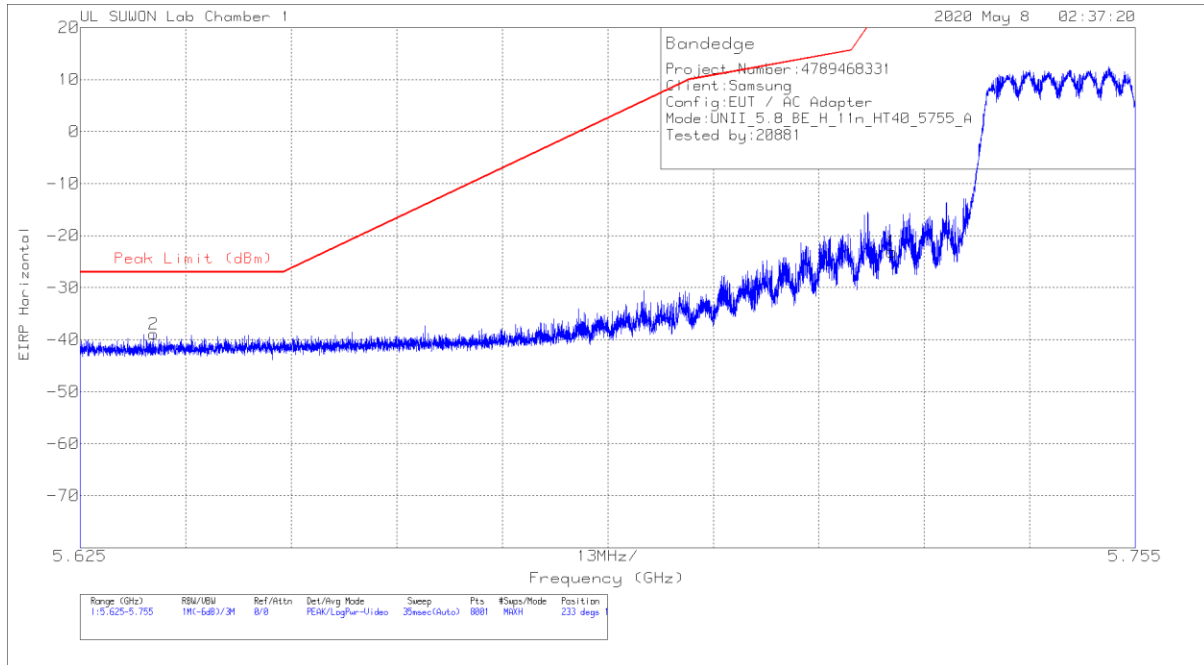
Frequency (GHz)	Main Reading (dBµV)	Det	317_00168717	6GHz_HF[dB]	DC Cor (dB)	Corrected Reading (dBµV/m)	Avg Limt (dBµV/m)	Margin (dB)	Peak Limt (dBµV/m)	Margin (dB)	UNII Non-Restricted (dBµV/m)	Margin (dB)	Azimuth (Degs)	Height (m)	Polarity
8.73622	38.03	PK-U	36.4	-25.7	0	48.73	-	-	-	-	68.2	-19.47	0	100	H
8.73821	37.51	PK-U	36.4	-25.7	0	48.21	-	-	-	-	68.2	-19.99	0	100	V
*11.65199	36.95	PK-U	38.7	-21.9	0	53.75	-	-	74	-20.25	-	-	0	100	H
*11.65538	36.41	PK-U	38.7	-21.8	0	53.31	-	-	74	-20.69	-	-	0	100	V
17.47659	34.72	PK-U	41.2	-17.6	0	58.32	-	-	-	-	68.2	-9.88	0	100	H
17.47668	34.8	PK-U	41.2	-17.6	0	58.4	-	-	-	-	68.2	-9.8	0	100	V

* - indicates frequency in CFR47 Pt 15 / IC RSS-Restricted Band
 PK-U - U-NII: Maximum Peak

11.4.3. TX ABOVE 1GHz 802.11n HT40 2Tx MODE IN THE 5.8GHz BAND

BANDEDGE (LOW CHANNEL)

HORIZONTAL PEAK DATA

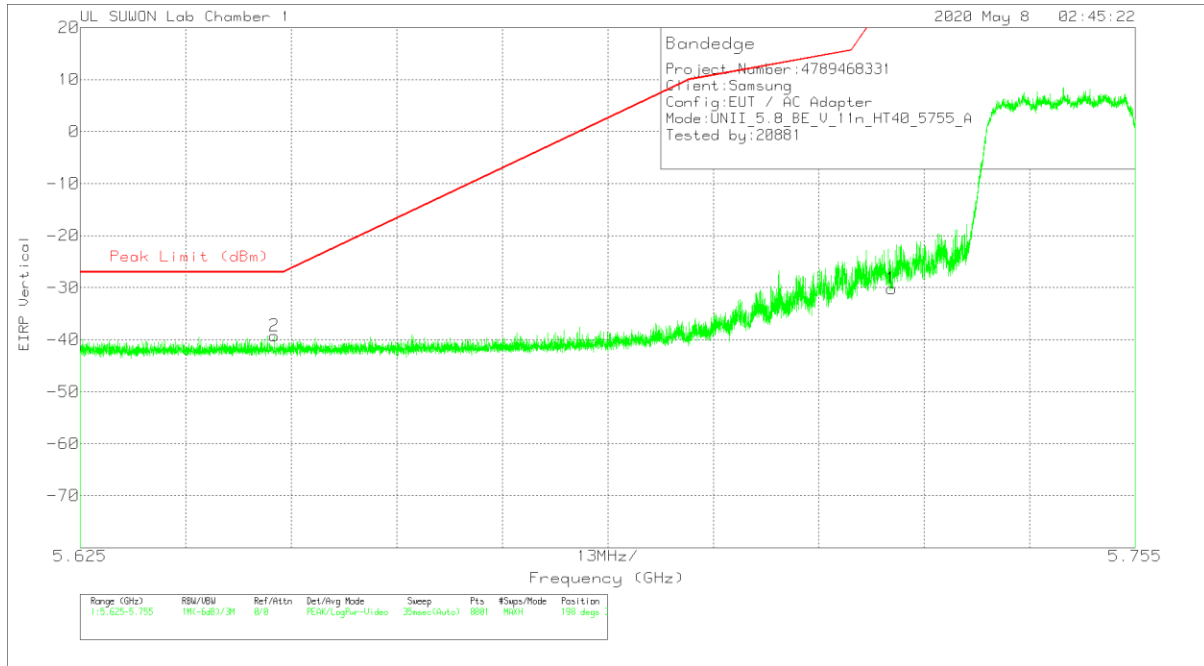


Trace Markers

Marker	Frequency (GHz)	Meter Reading (dBm)	Det	3117_00168717	10dB_ATT[dB]	Conversion Factor (dB)	DC Corr (dB)	Corrected Reading EIRP	Peak Limit (dBm)	PK Margin (dB)	Azimuth (Degs)	Height (cm)	Polarity
1	5.72499	-48.61	Pk	34.8	-21.1	11.8	0	-23.11	26.97	-50.08	233	100	H
2	5.63404	-64.32	Pk	34.7	-21.1	11.8	0	-38.92	-27	-11.92	233	100	H

Pk - Peak detector

VERTICAL PEAK DATA



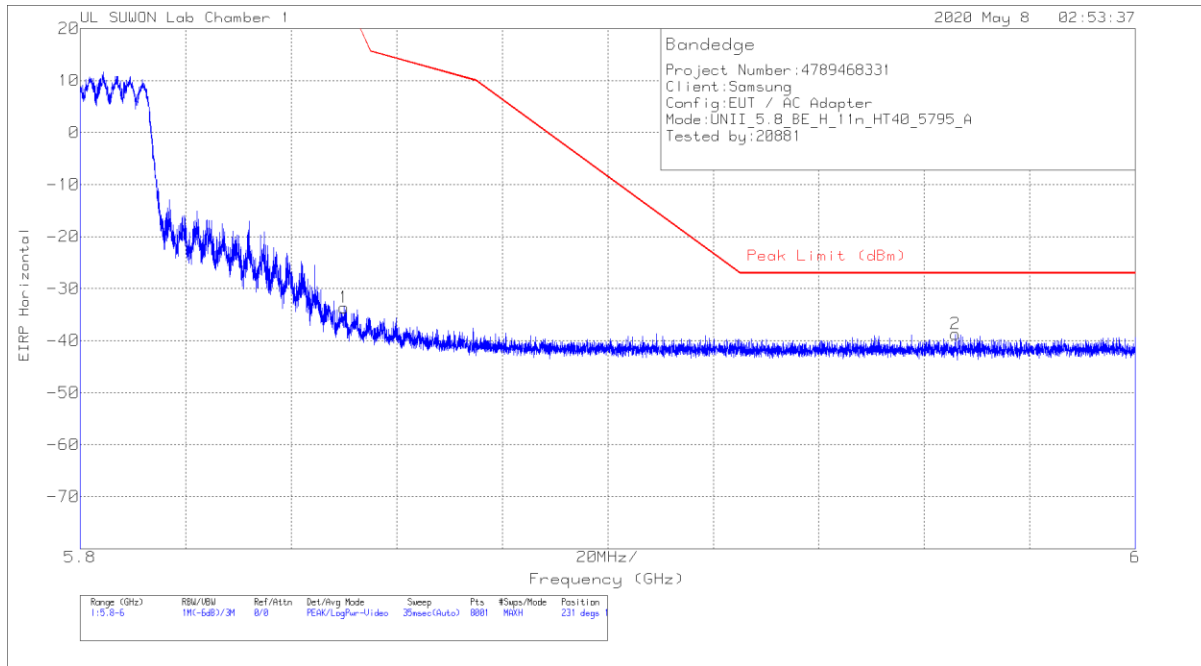
Trace Markers

Marker	Frequency (GHz)	Meter Reading (dBm)	Det	3117_00168717	10dB_ATT[dB]	Conversion Factor (dB)	DC Corr (dB)	Corrected Reading EIRP	Peak Limit (dBm)	PK Margin (dB)	Azimuth (Degs)	Height (cm)	Polarity
1	5.72499	-55.67	Pk	34.8	-21.1	11.8	0	-30.17	26.97	-57.14	198	334	V
2	5.64892	-64.65	Pk	34.7	-21.1	11.8	0	-39.25	-27	-12.25	198	334	V

Pk - Peak detector

BANDEDGE (HIGH CHANNEL)

HORIZONTAL PEAK DATA

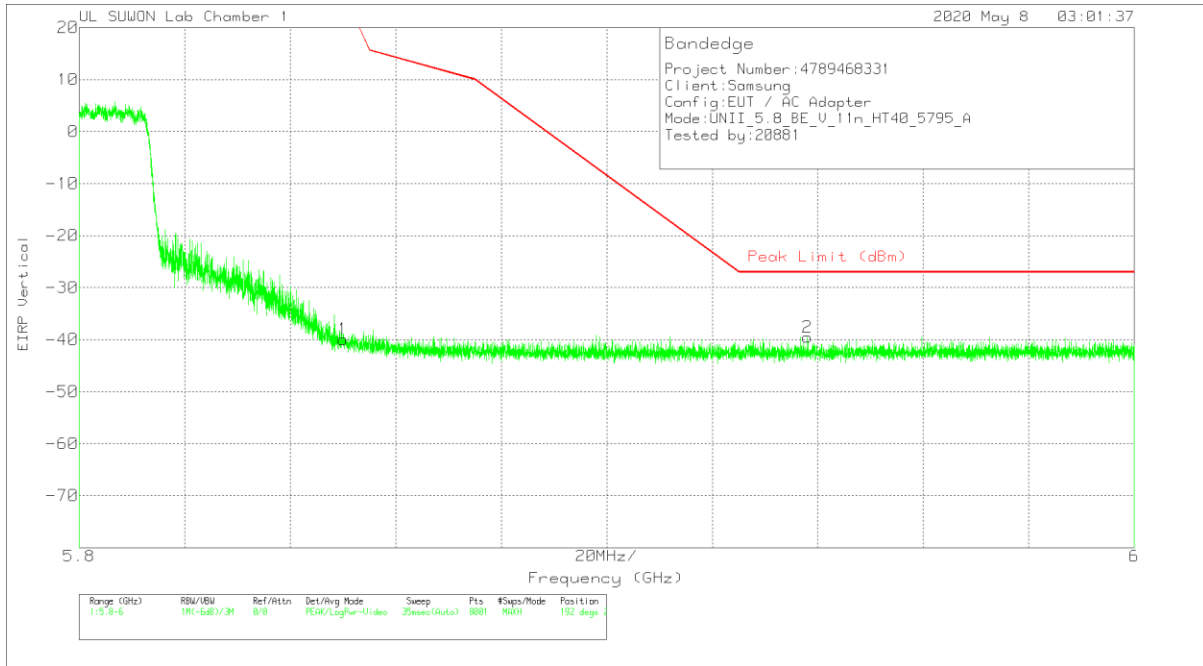


Trace Markers

Marker	Frequency (GHz)	Meter Reading (dBm)	Det	3117_00168717	10dB_ATT(dB)	Conversion Factor (dB)	DC Corr (dB)	Corrected Reading EIRP	Peak Limit (dBm)	PK Margin (dB)	Azimuth (Degs)	Height (cm)	Polarity
1	5.85003	-59.43	Pk	35	-21	11.8	0	-33.63	26.94	-60.57	231	103	H
2	5.96593	-64.82	Pk	35.1	-20.8	11.8	0	-38.72	-27	-11.72	231	103	H

Pk - Peak detector

VERTICAL PEAK DATA



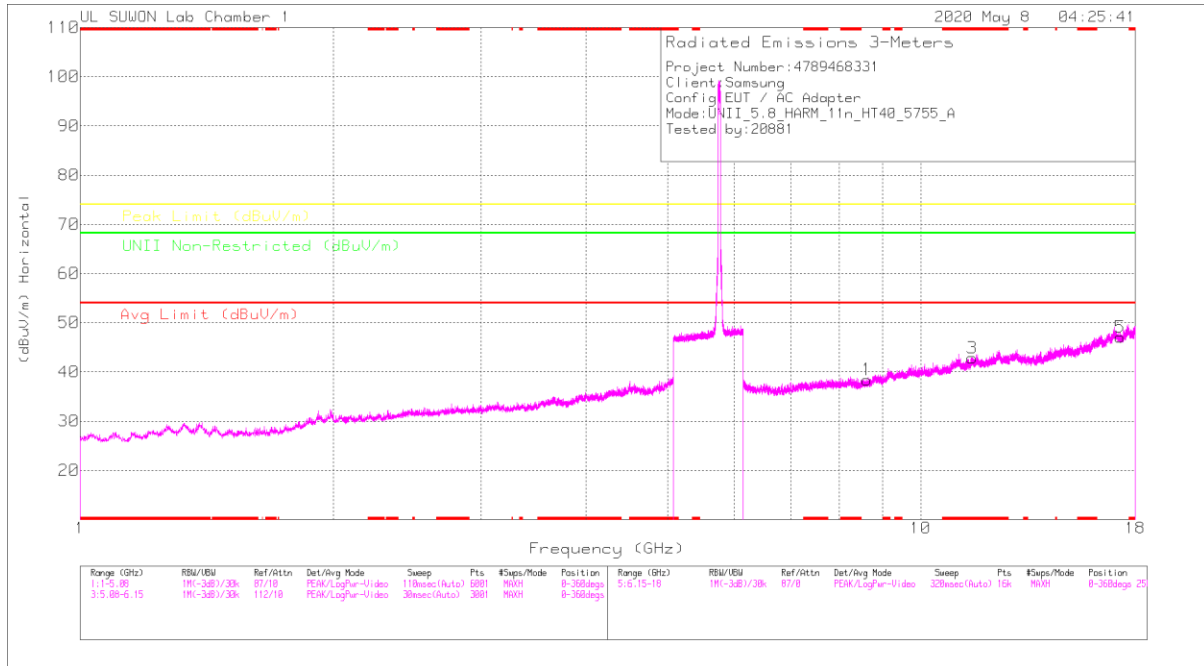
Trace Markers

Marker	Frequency (GHz)	Meter Reading (dBm)	Det	3117_00168717	10dB_ATT[dB]	Conversion Factor (dB)	DC Corr (dB)	Corrected Reading EIRP	Peak Limit (dBm)	PK Margin (dB)	Azimuth (Degs)	Height (cm)	Polarity
1	5.85003	-65.72	Pk	35	-21	11.8	0	-39.92	26.94	-66.86	192	255	V
2	5.93803	-65.63	Pk	35.1	-20.8	11.8	0	-39.53	-27	-12.53	192	255	V

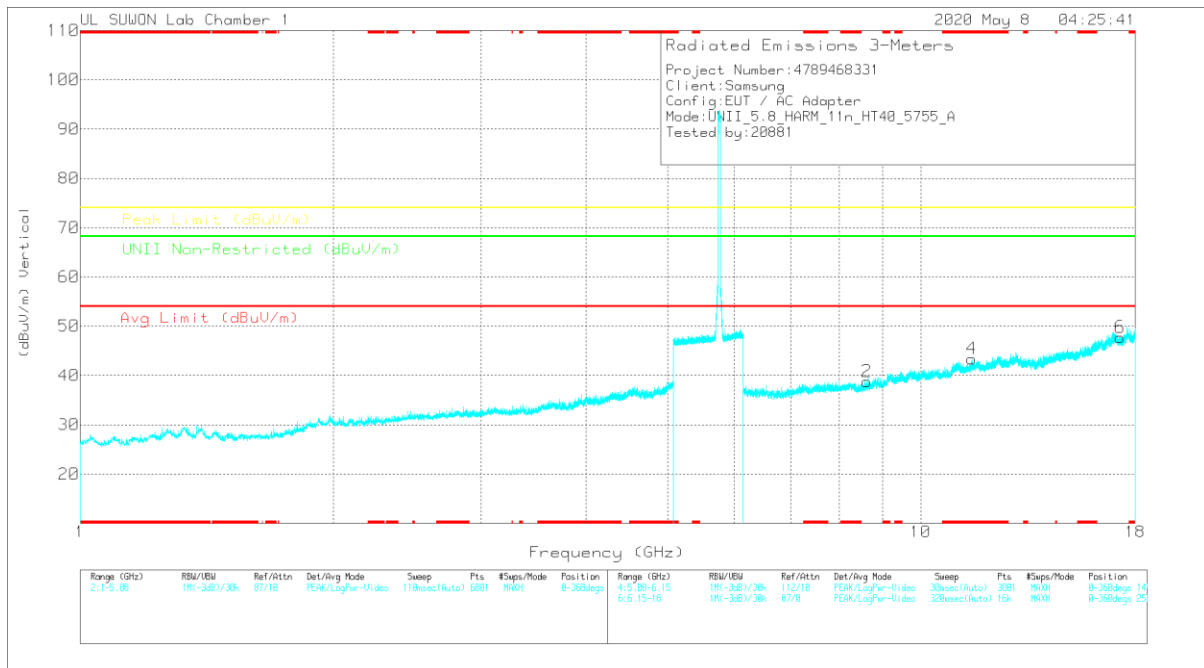
Pk - Peak detector

HARMONICS AND SPURIOUS EMISSIONS

LOW CHANNEL HORIZONTAL



LOW CHANNEL VERTICAL



Note: Emission was scanned up to 40GHz; No emissions were detected above the noise floor which was at least 20dB below the specification limit.

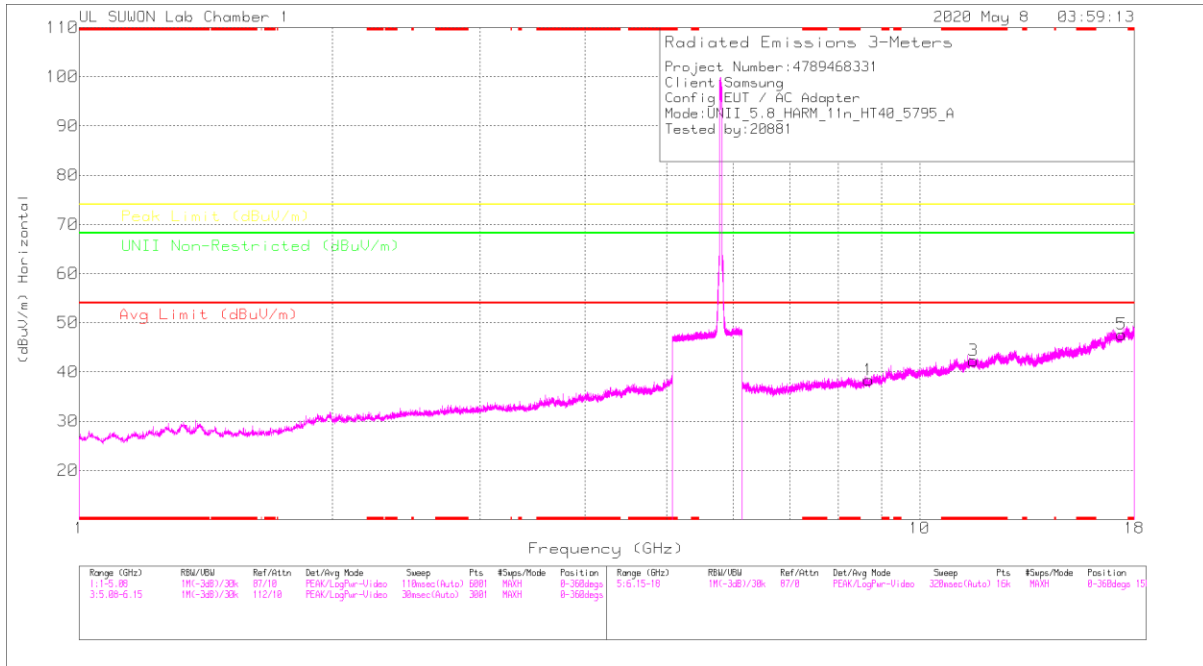
LOW CHANNEL DATA

Radiated Emissions

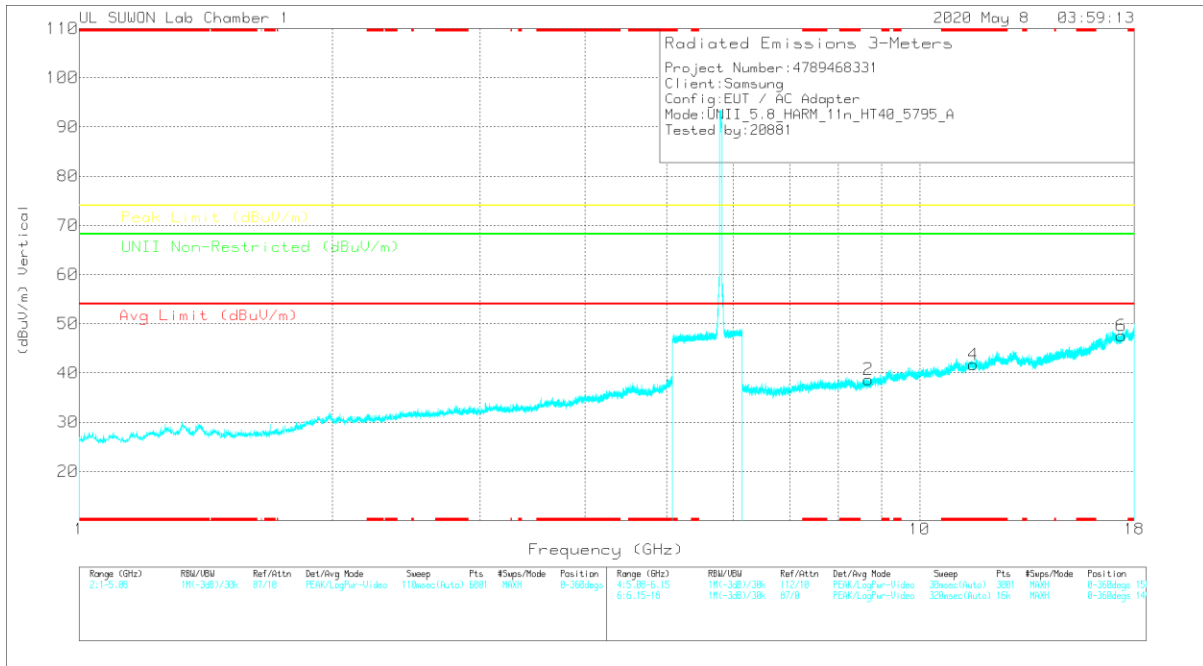
Frequency (MHz)	Meas. Reading (dBμV)	Dist	317_00168717	6GHz_HPI98	DC Cor (dB)	Corrected Reading (dBμV/m)	Aug Limit (dBμV/m)	Margin (dB)	Peak Limit (dBμV/m)	Margin (dB)	UNE Non-Restricted (dBμV/m)	Margin (dB)	Azimuth (Deg)	Height (m)	Polarity
8.63725	38.05	PK-U	36.3	-24.9	0	49.45	-	-	-	-	68.2	-18.75	0	100	H
8.62851	36.84	PK-U	36.3	-24.9	0	48.24	-	-	-	-	68.2	-18.96	0	100	V
* 11.51232	36.73	PK-U	38.5	-22.4	0	52.83	-	-	74	-21.17	-	-	0	100	H
* 11.51485	36.21	PK-U	38.5	-22.4	0	52.31	-	-	74	-21.69	-	-	0	100	V
17.26387	34.43	PK-U	41.3	-17.6	0	58.13	-	-	-	-	68.2	-10.07	0	100	H
17.26657	34.22	PK-U	41.3	-17.6	0	57.92	-	-	-	-	68.2	-10.28	0	100	V

* - indicates frequency in CFR47 Pt 15 / IC RSS-Restricted Band
 PK-U - U-NII: Maximum Peak

HIGH CHANNEL HORIZONTAL



HIGH CHANNEL VERTICAL



Note: Emission was scanned up to 40GHz; No emissions were detected above the noise floor which was at least 20dB below the specification limit.

HIGH CHANNEL DATA

Radiated Emissions

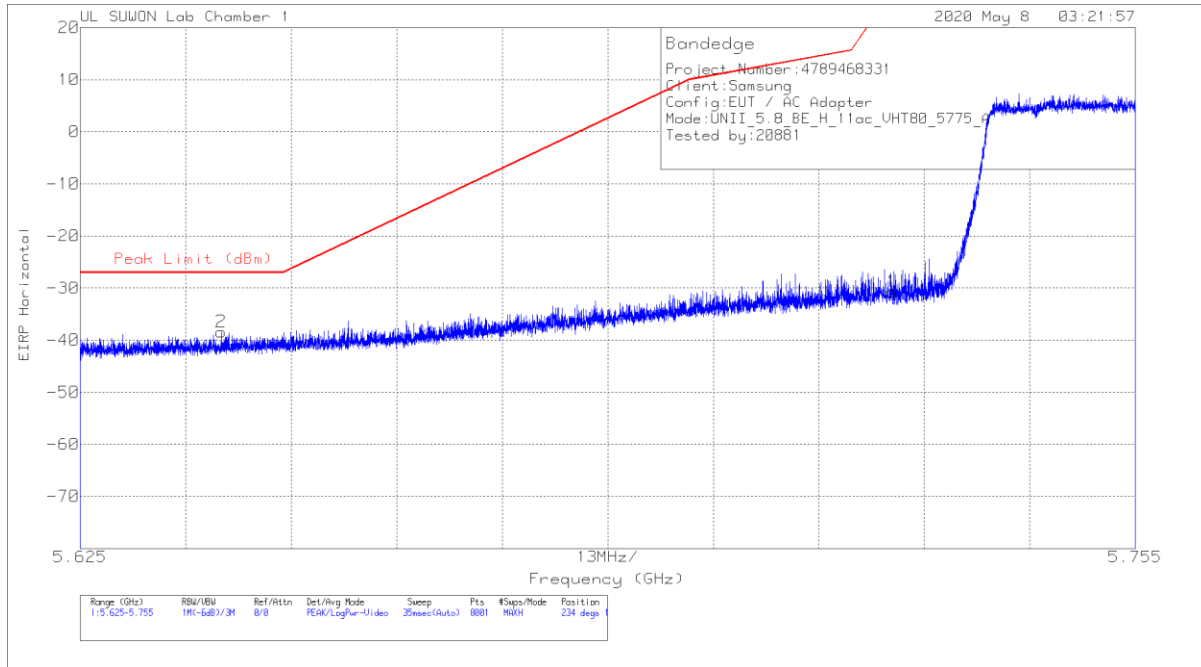
Frequency (MHz)	Meas. Reading (dBµV)	Dist	317_00168717	6GHz_HPI98	DC Cor (dB)	Corrected Reading (dBµV/m)	Avg Limit (dBµV/m)	Margin (dB)	Peak Limit (dBµV/m)	Margin (dB)	UNE Non-Restricted (dBµV/m)	Margin (dB)	Azimuth (Deg)	Height (m)	Polarity
8.69659	37.83	PK-U	36.4	-25.6	0	42.83	-	-	-	-	68.2	-18.57	0	100	H
8.69564	38.14	PK-U	36.4	-25.6	0	48.94	-	-	-	-	68.2	-18.26	0	100	V
* 11.58747	36.65	PK-U	38.6	-22.2	0	53.05	-	-	74	-20.95	-	-	0	100	H
* 11.58709	36.23	PK-U	38.6	-22.2	0	52.63	-	-	74	-21.37	-	-	0	100	V
17.3919	33.84	PK-U	41.2	-17.8	0	57.24	-	-	-	-	68.2	-10.96	0	100	H
17.39076	34.17	PK-U	41.2	-17.7	0	57.67	-	-	-	-	68.2	-10.53	0	100	V

* - indicates frequency in CFR47 Pt 15 / IC RSS-Restricted Band
 PK-U - U-NII: Maximum Peak

11.4.4. TX ABOVE 1GHz 802.11ac VHT80 2Tx MODE IN THE 5.8GHz BAND

BANDEDGE (Lower side)

HORIZONTAL PEAK DATA

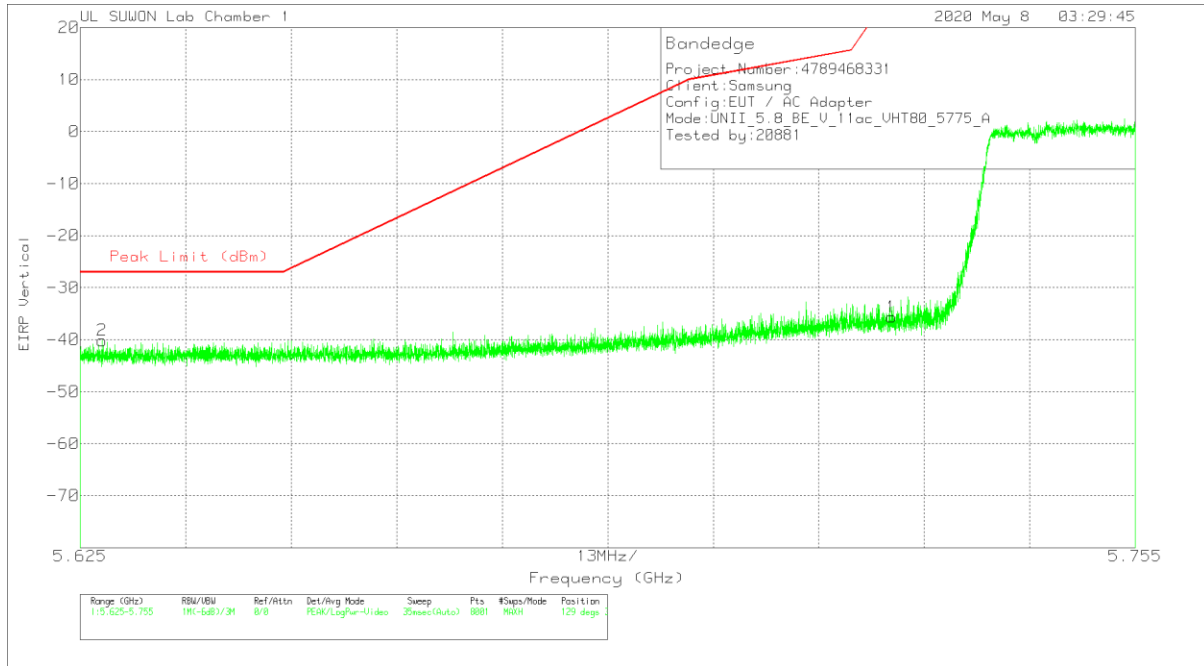


Trace Markers

Marker	Frequency (GHz)	Meter Reading (dBm)	Det	3117_00168717	10dB_ATT[dB]	Conversion Factor (dB)	DC Corr (dB)	Corrected Reading EIRP	Peak Limit (dBm)	PK Margin (dB)	Azimuth (Degs)	Height (cm)	Polarity
1	5.72499	-56.2	Pk	34.8	-21.1	11.8	0	-30.7	26.97	-57.67	234	100	H
2	5.64237	-63.9	Pk	34.7	-21	11.8	0	-38.4	-27	-11.4	234	100	H

Pk - Peak detector

VERTICAL PEAK DATA



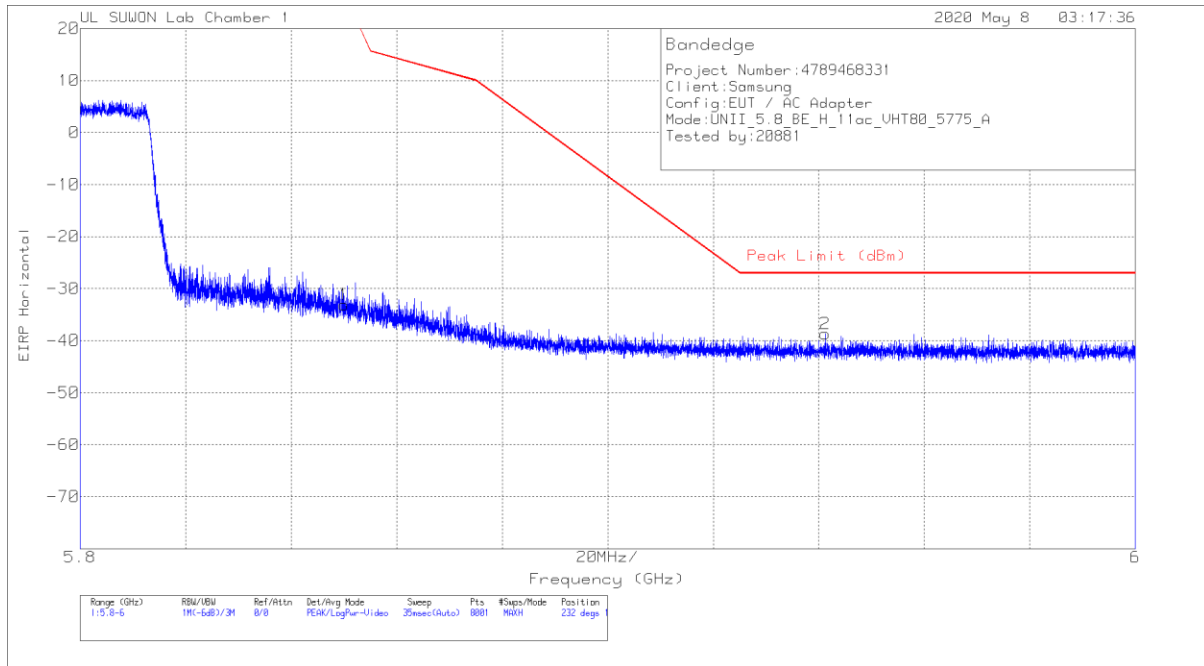
Trace Markers

Marker	Frequency (GHz)	Meter Reading (dBm)	Det	3117_00168717	10dB_ATT[dB]	Conversion Factor (dB)	DC Corr (dB)	Corrected Reading EIRP	Peak Limit (dBm)	PK Margin (dB)	Azimuth (Degs)	Height (cm)	Polarity
1	5.72499	-61.17	Pk	34.8	-21.1	11.8	0	-35.67	26.97	-62.64	129	367	V
2	5.62768	-65.67	Pk	34.7	-21	11.8	0	-40.17	-27	-13.17	129	367	V

Pk - Peak detector

BANDEDGE (Upper side)

HORIZONTAL PEAK DATA

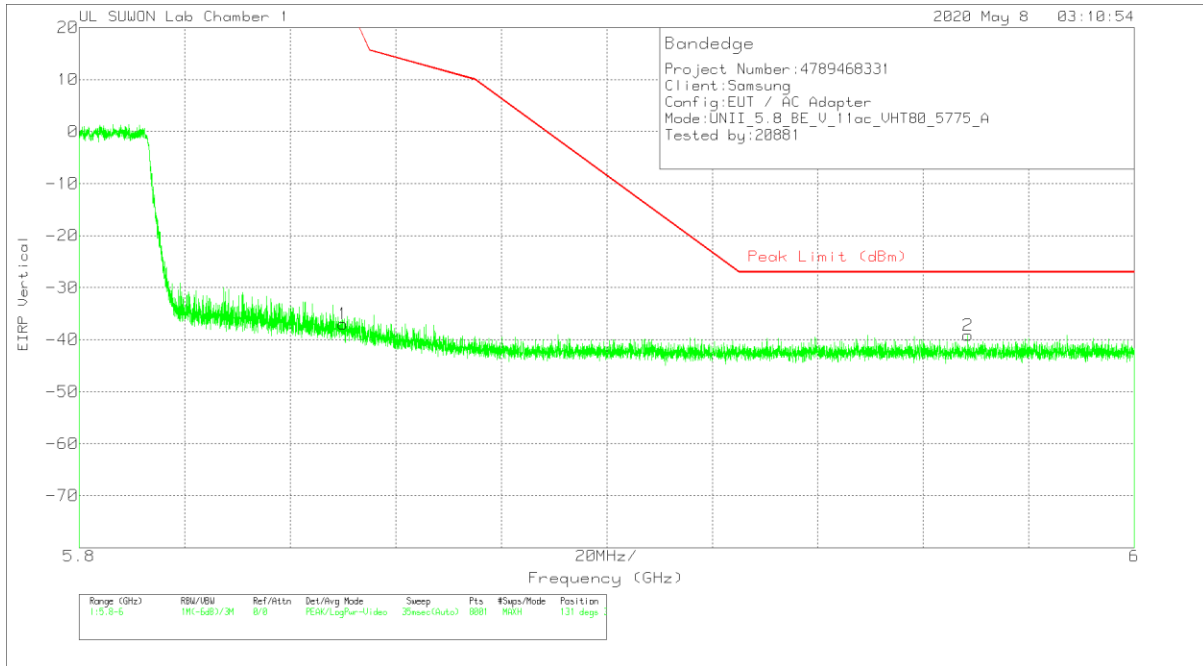


Trace Markers

Marker	Frequency (GHz)	Meter Reading (dBm)	Det	3117_00168717	10dB_ATT[dB]	Conversion Factor (dB)	DC Corr (dB)	Corrected Reading EIRP	Peak Limit (dBm)	PK Margin (dB)	Azimuth (Degs)	Height (cm)	Polarity
1	5.85003	-58.9	Pk	35	-21	11.8	0	-33.1	26.94	-60.04	232	102	H
2	5.9412	-64.77	Pk	35.1	-20.8	11.8	0	-38.67	-27	-11.67	232	102	H

Pk - Peak detector

VERTICAL PEAK DATA



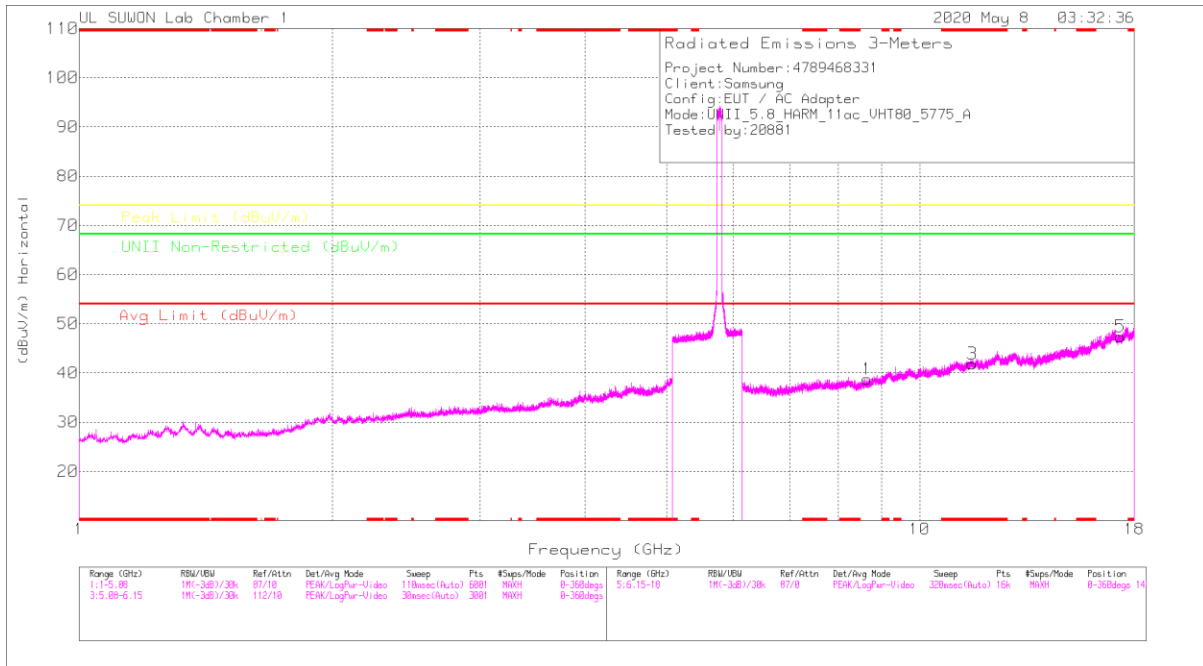
Trace Markers

Marker	Frequency (GHz)	Meter Reading (dBm)	Det	3117_00168717	10dB_ATT[dB]	Conversion Factor (dB)	DC Corr (dB)	Corrected Reading EIRP	Peak Limit (dBm)	PK Margin (dB)	Azimuth (Degs)	Height (cm)	Polarity
1	5.85003	-62.8	Pk	35	-21	11.8	0	-37	26.94	-63.94	131	355	V
2	5.96848	-65.35	Pk	35.1	-20.7	11.8	0	-39.15	-27	-12.15	131	355	V

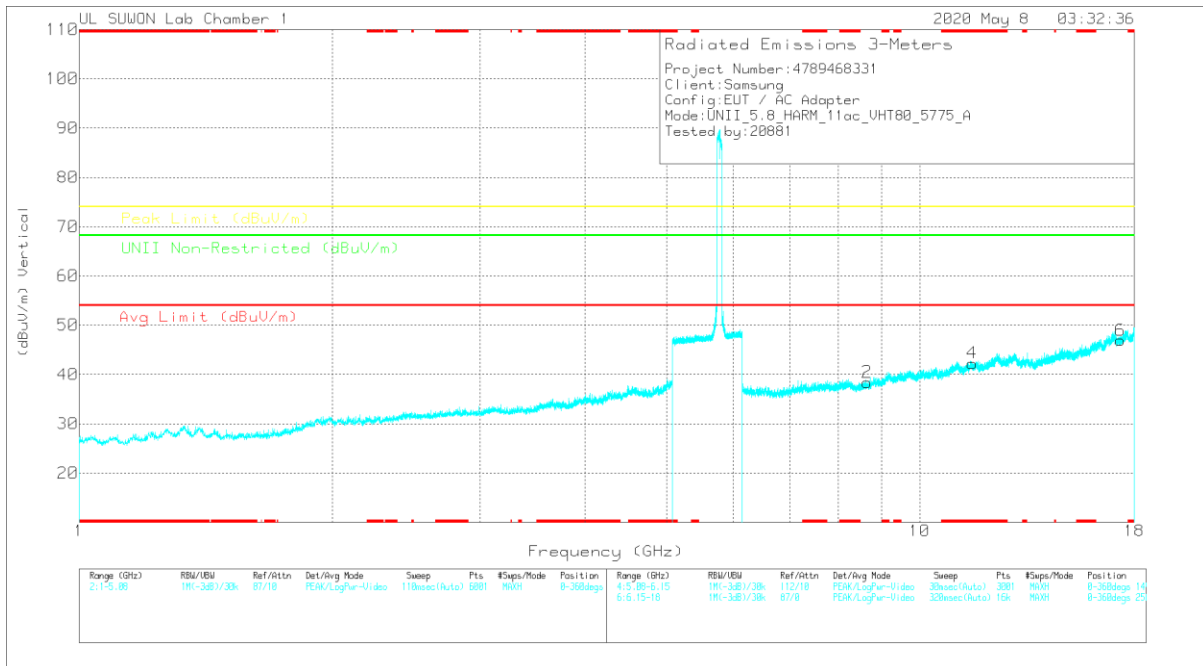
Pk - Peak detector

HARMONICS AND SPURIOUS EMISSIONS

MID CHANNEL HORIZONTAL



MID CHANNEL VERTICAL



Note: Emission was scanned up to 40GHz; No emissions were detected above the noise floor which was at least 20dB below the specification limit.

MID CHANNEL DATA

Radiated Emissions

Frequency (MHz)	Meas. Reading (dBµV)	Dist	317_00168717	6GHz_HPI58	DC Cor (dB)	Corrected Reading (dBµV/m)	Avg Limit (dBµV/m)	Margin (dB)	Peak Limit (dBµV/m)	Margin (dB)	UNE Non-Restricted (dBµV/m)	Margin (dB)	Azimuth (Deg)	Height (m)	Polarity
8.60334	37.15	PK-U	36.4	-25	0	42.55	-	-	-	-	68.2	-18.65	0	100	H
8.65961	37.43	PK-U	36.4	-25	0	48.83	-	-	-	-	68.2	-18.37	0	100	V
* 11.54833	36.15	PK-U	38.5	-22.3	0	52.35	-	-	74	-21.65	-	-	0	100	H
* 11.54988	36.41	PK-U	38.5	-22.3	0	52.61	-	-	74	-21.39	-	-	0	100	V
17.32458	34.15	PK-U	41.3	-17.6	0	57.85	-	-	-	-	68.2	-10.35	0	100	H
17.32561	34.77	PK-U	41.2	-17.5	0	58.47	-	-	-	-	68.2	-9.73	0	100	V

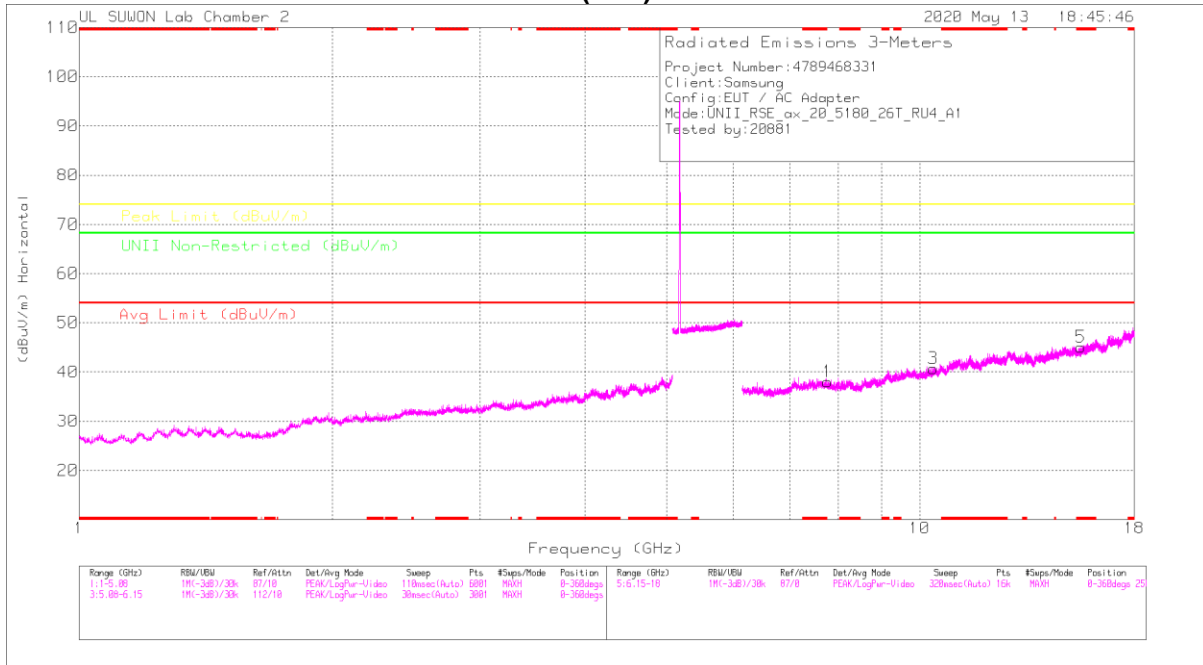
* - indicates frequency in CFR47 Pt 15 / IC RSS-Restricted Band
 PK-U - U-NII: Maximum Peak

11.5. 5.2 GHz(802.11ax RU mode)

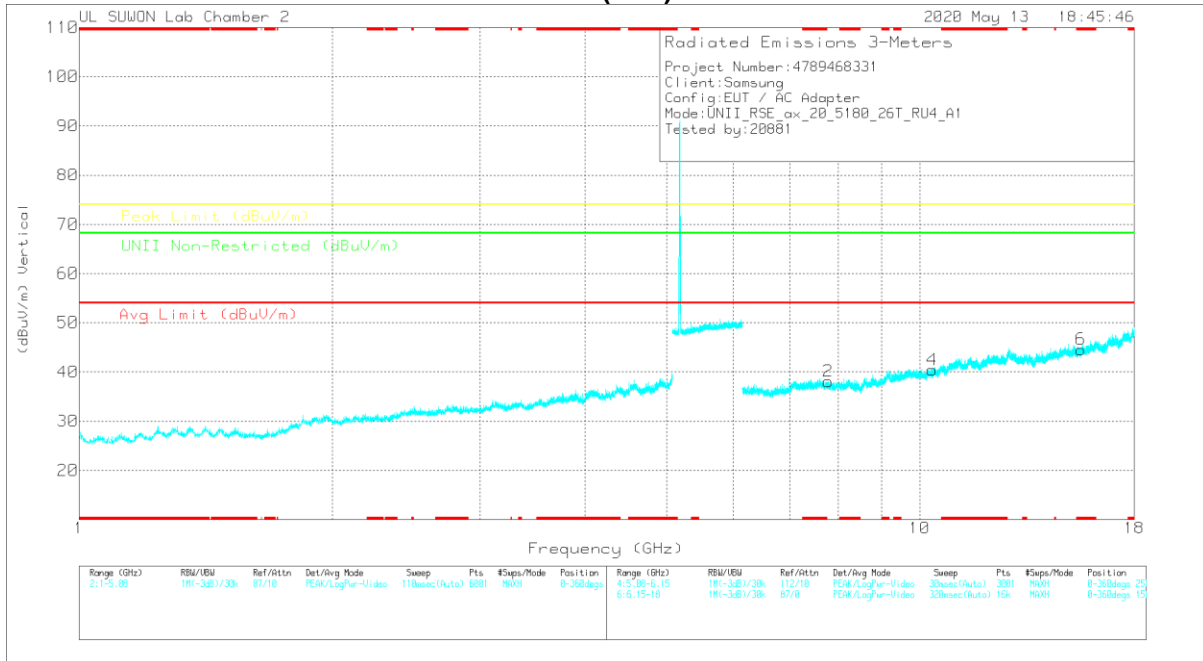
11.5.1. TX ABOVE 1GHz HE20(RU) MODE IN THE 5.2GHz BAND

HARMONICS AND SPURIOUS EMISSIONS – ANT1

LOW CHANNEL(4RU) HORIZONTAL



LOW CHANNEL(4RU) VERTICAL



Note: Emission was scanned up to 40GHz; No emissions were detected above the noise floor which was at least 20dB below the specification limit.

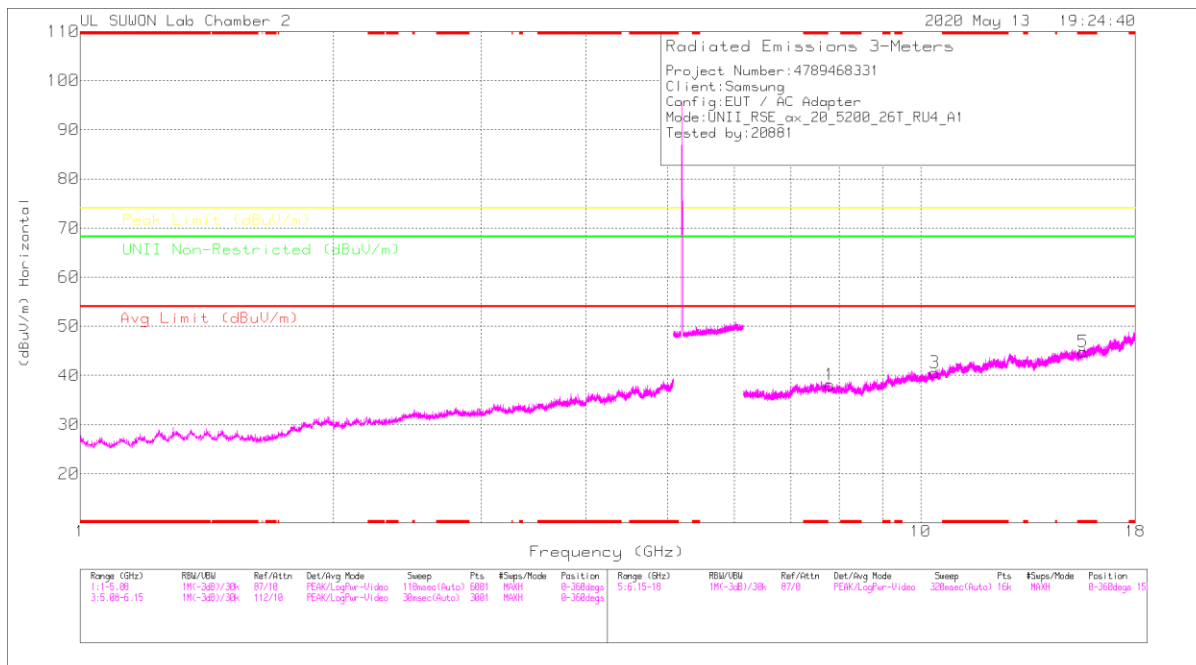
LOW CHANNEL(4RU) DATA

Radiated Emissions

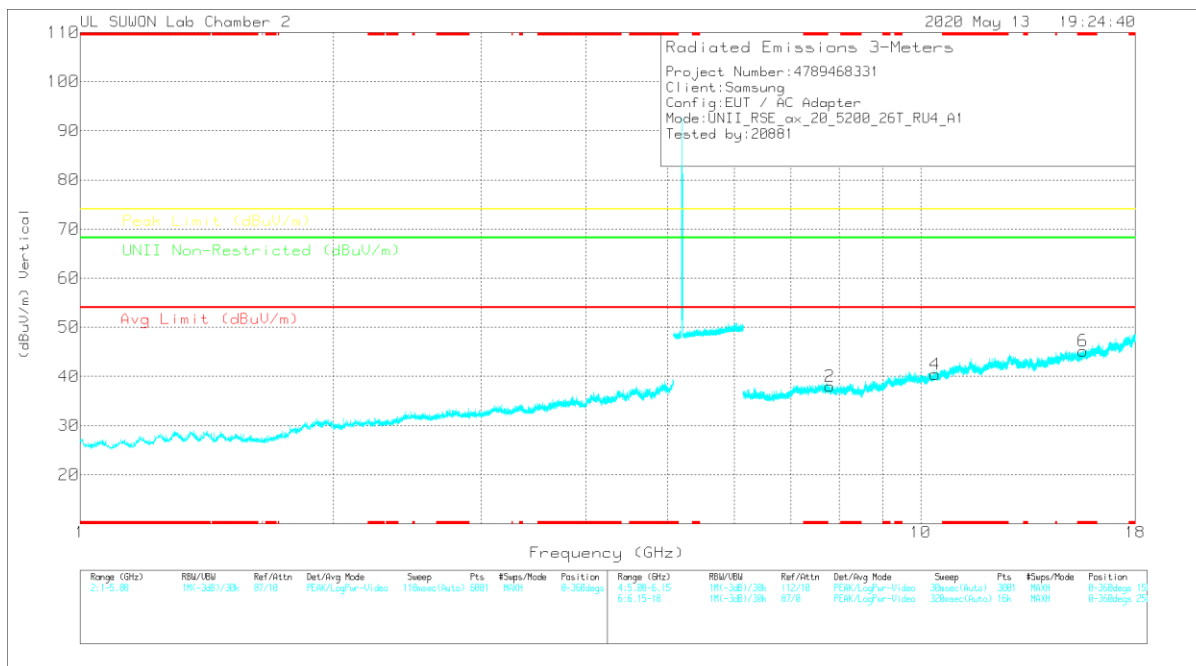
Frequency (MHz)	Meas. Reading (dBuV)	Det	317_00168724	6GHz_HF(5B)	DC Corr (dB)	Corrected Reading (dBuV/m)	Avg Limit (dBuV/m)	Margin (dB)	Peak Limit (dBuV/m)	Margin (dB)	UNII Non-Restricted (dBuV/m)	Margin (dB)	Azimuth (Deg)	Height (m)	Polarity
7.77181	35.81	PK-U	36	-23.6	0	48.21	-	-	-	-	68.2	-19.99	360	100	H
7.77119	35.51	PK-U	36	-23.6	0	47.51	-	-	-	-	68.2	-20.29	360	100	V
10.36973	34.12	PK-U	37.6	-20.7	0	51.02	-	-	-	-	68.2	-17.18	360	100	H
10.37151	33.43	PK-U	37.6	-20.8	0	50.23	-	-	-	-	68.2	-17.97	360	100	V
* 15.54428	34.28	PK-U	39.9	-19.6	0	54.58	-	-	74	-19.42	-	-	360	100	H
* 15.54093	34.55	PK-U	39.9	-19.6	0	54.85	-	-	74	-19.15	-	-	360	100	V

* - indicates frequency in CFR47 Pt 15 / IC RSS-Restricted Band
 PK-U - U-NII: Maximum Peak

MID CHANNEL(4RU) HORIZONTAL



MID CHANNEL(4RU) VERTICAL



Note: Emission was scanned up to 40GHz; No emissions were detected above the noise floor which was at least 20dB below the specification limit.

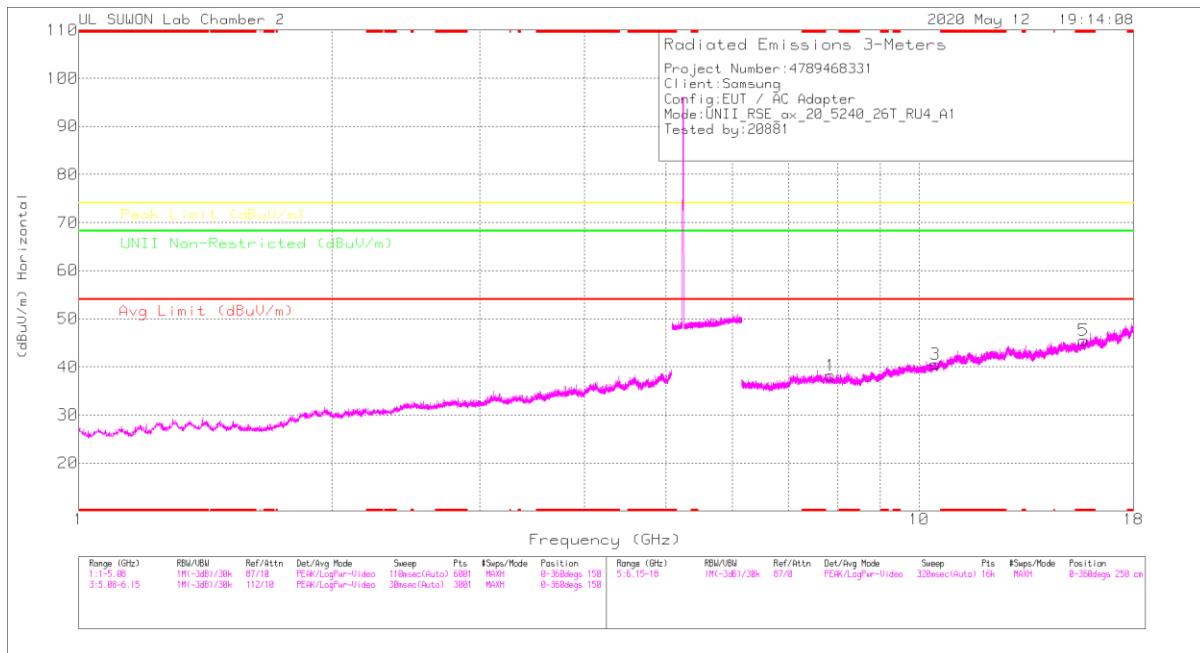
MID CHANNEL(4RU) DATA

Radiated Emissions

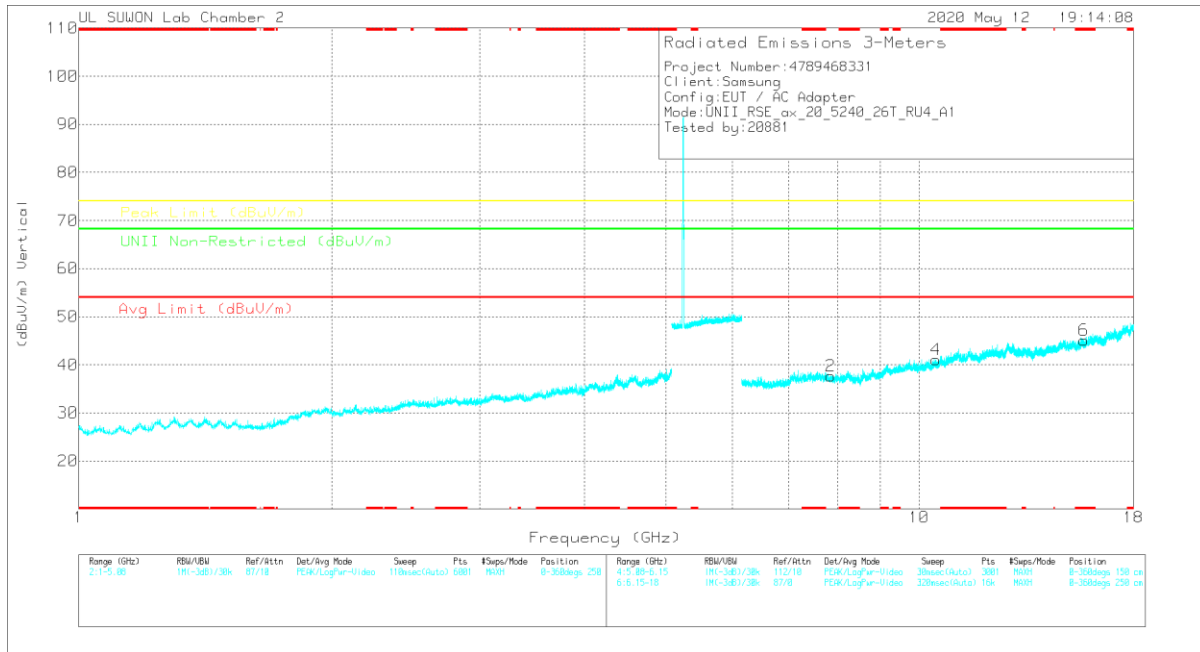
Frequency (GHz)	Meas Reading (dBuV)	Det	317_00168724	6GHz_MPSdB	DC Cor (dB)	Corrected Reading (dBuV/m)	Avg Limt (dBuV/m)	Margin (dB)	Peak Limt (dBuV/m)	Margin (dB)	Limit Non-Restricted (dBuV/m)	Margin (dB)	Altitude (Daps)	Height (cm)	Polarity
7.79661	35.87	PK-U	36	-23.7	0	48.17	-	-	-	-	68.2	-20.03	360	100	H
7.79844	35.91	PK-U	36	-23.8	0	48.11	-	-	-	-	68.2	-20.09	360	100	V
10.38948	33.41	PK-U	37.6	-20.7	0	50.31	-	-	-	-	68.2	-17.89	360	100	H
10.39028	32.73	PK-U	37.6	-20.7	0	50.63	-	-	-	-	68.2	-17.57	360	100	V
* 15.59287	34.66	PK-U	40	-19.6	0	55.06	-	-	74	-18.94	-	-	360	100	H
* 15.59228	34.41	PK-U	40	-19.6	0	54.81	-	-	74	-18.19	-	-	360	100	V

* - indicates frequency in CFR47 Pt 15 / IC RSS-Restricted Band
 PK-U - U-NII: Maximum Peak

HIGH CHANNEL(4RU) HORIZONTAL



HIGH CHANNEL(4RU) VERTICAL



Note: Emission was scanned up to 40GHz; No emissions were detected above the noise floor which was at least 20dB below the specification limit.

HIGH CHANNEL(4RU) DATA

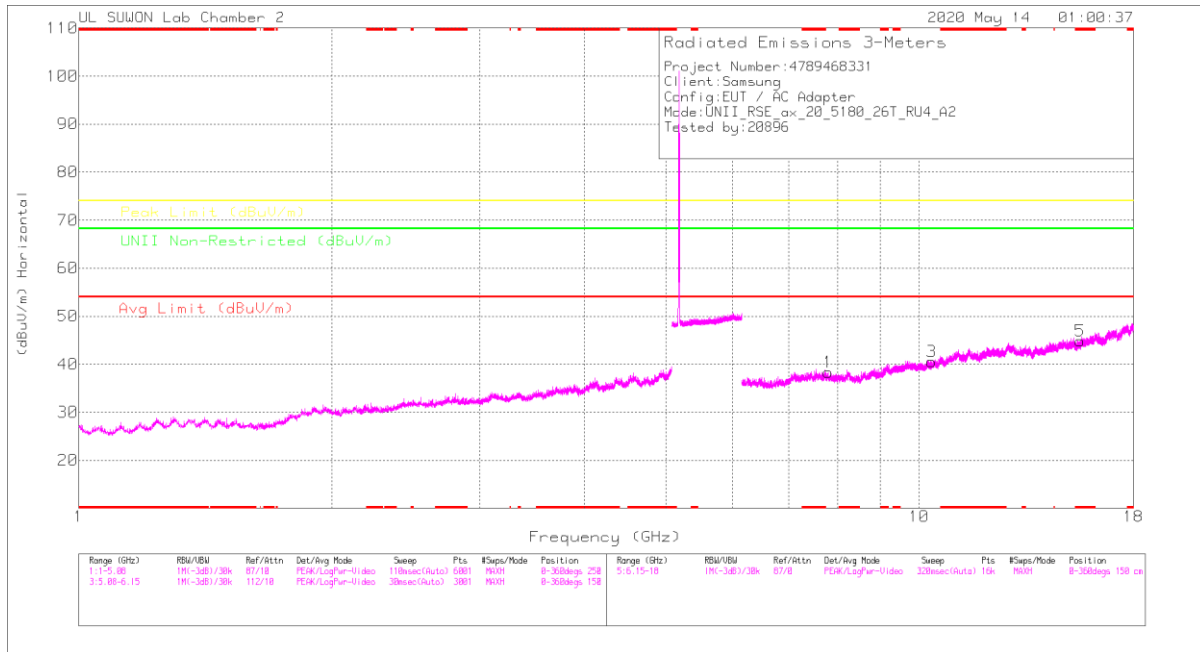
Radiated Emissions

Frequency (GHz)	Meas Reading (dBuV)	Det	317_00168724	6GHz_HF[S]	DC Corr (dB)	Corrected Reading (dBuV/m)	Avg Limt (dBuV/m)	Margin (dB)	Peak Limt (dBuV/m)	Margin (dB)	UNII Non-Restricted (dBuV/m)	Margin (dB)	Azimuth (Degs)	Height (m)	Polarity
7.84845	36.74	PK-U	36	-24.2	0	48.54	-	-	-	-	68.2	-19.66	360	100	H
7.84701	36.53	PK-U	36	-24.2	0	48.33	-	-	-	-	68.2	-19.87	360	100	V
10.46475	32.97	PK-U	37.6	-20.4	0	50.17	-	-	-	-	68.2	-18.03	360	100	H
10.46393	33.22	PK-U	37.6	-20.5	0	50.32	-	-	-	-	68.2	-17.88	360	100	V
*15.70203	33.99	PK-U	40.2	-19.6	0	54.99	-	-	74	-19.41	-	-	360	100	H
*15.70187	34.52	PK-U	40.2	-19.6	0	55.12	-	-	74	-18.88	-	-	360	100	V

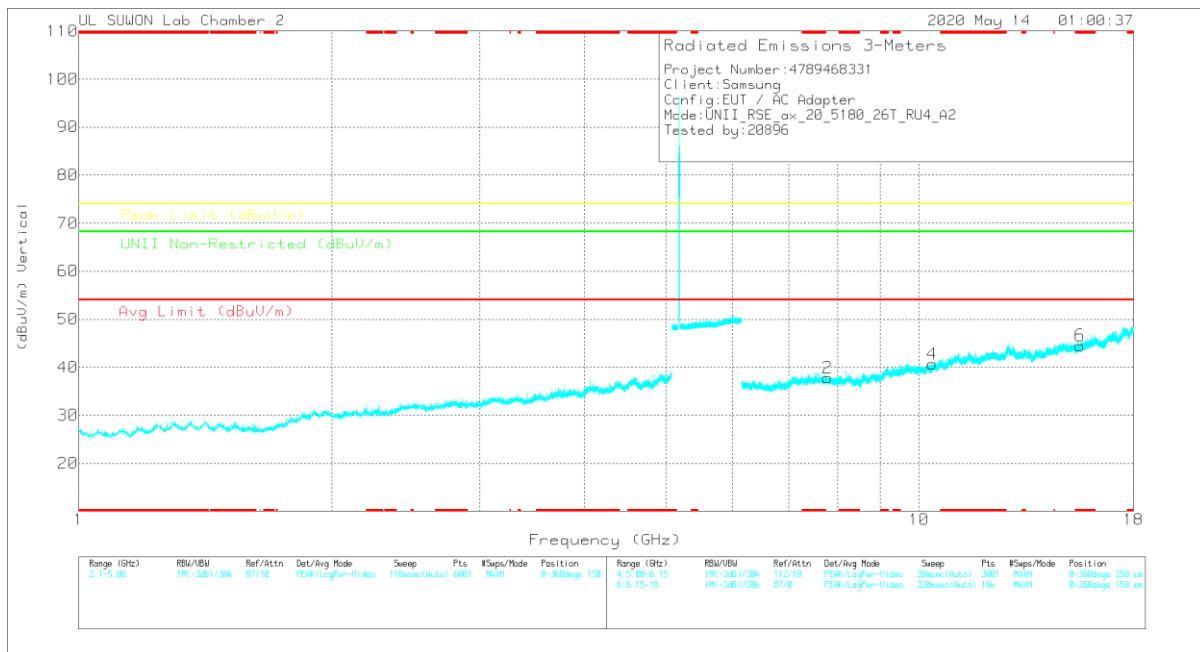
* - indicates frequency in CFR47 Pt 15 / IC RSS-Restricted Band
 PK-U - U-NII: Maximum Peak

HARMONICS AND SPURIOUS EMISSIONS – ANT2

LOW CHANNEL(4RU) HORIZONTAL



LOW CHANNEL(4RU) VERTICAL



Note: Emission was scanned up to 40GHz; No emissions were detected above the noise floor which was at least 20dB below the specification limit.

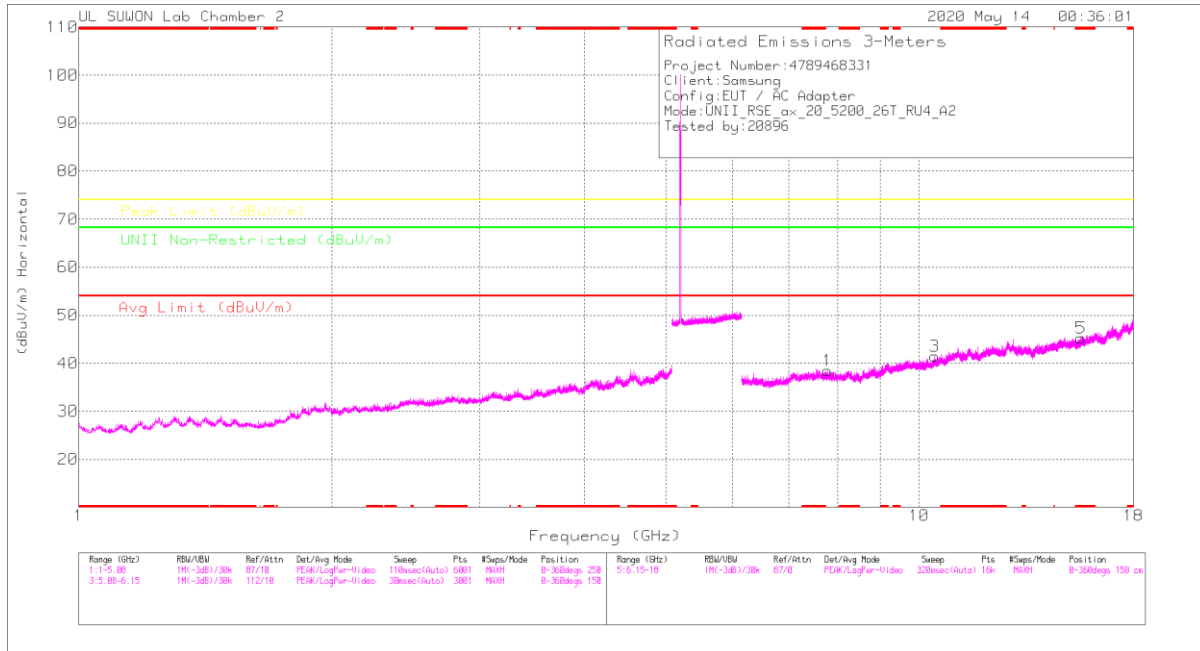
LOW CHANNEL(4RU) DATA

Radiated Emissions

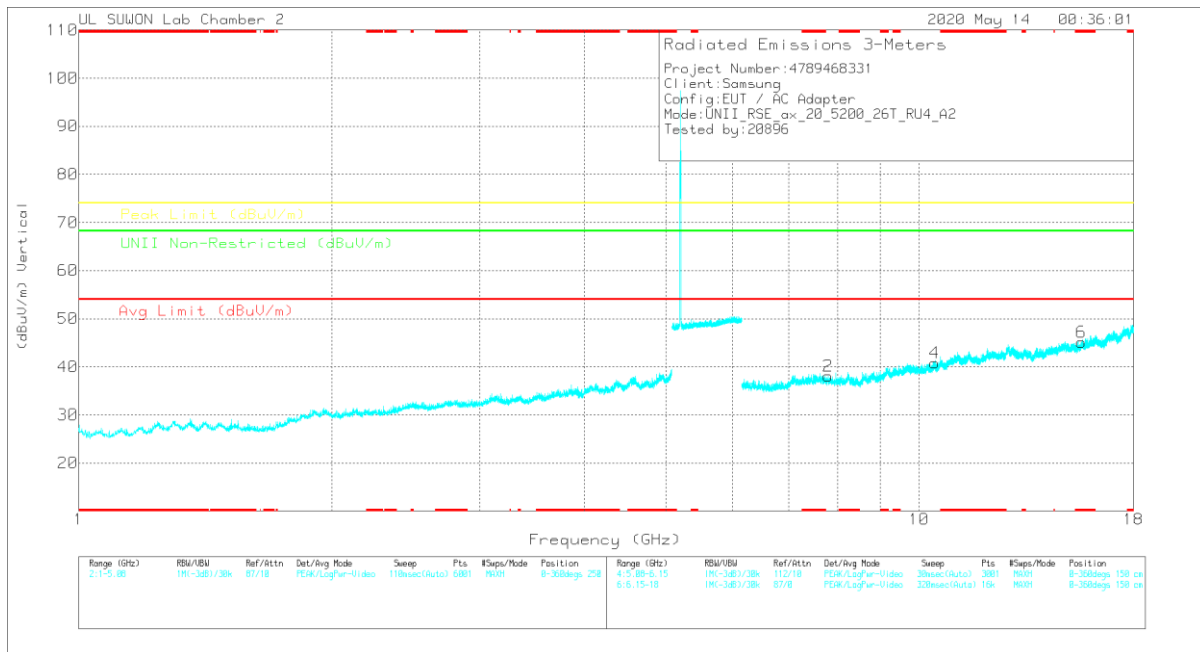
Frequency (GHz)	Meas. Reading (dBuV)	Det	317_00168724	6GHz_HF[dB]	DC Corr (dB)	Corrected Reading (dBuV/m)	Avg Limit (dBuV/m)	Margin (dB)	Peak Limit (dBuV/m)	Margin (dB)	UNII Non-Restricted (dBuV/m)	Margin (dB)	Azimuth (Range)	Height (m)	Polarity
7.79197	36.26	PK-U	36	-23.7	0	48.56	-	-	-	-	68.2	-19.64	360	100	H
7.79263	36.22	PK-U	36	-23.7	0	48.52	-	-	-	-	68.2	-19.68	360	100	V
10.35863	33.08	PK-U	37.5	-20.7	0	49.88	-	-	-	-	68.2	-18.32	360	100	H
10.35851	33.51	PK-U	37.5	-20.7	0	50.31	-	-	-	-	68.2	-17.89	360	100	V
* 15.55997	34.94	PK-U	40	-19.7	0	55.24	-	-	74	-18.76	-	-	360	100	H
* 15.55813	34.2	PK-U	40	-19.6	0	54.6	-	-	74	-19.4	-	-	360	100	V

* - indicates frequency in CFR47 Pt 15 / IC RSS-Restricted Band
 PK-U - U-NII: Maximum Peak

MID CHANNEL(4RU) HORIZONTAL



MID CHANNEL(4RU) VERTICAL



Note: Emission was scanned up to 40GHz; No emissions were detected above the noise floor which was at least 20dB below the specification limit.

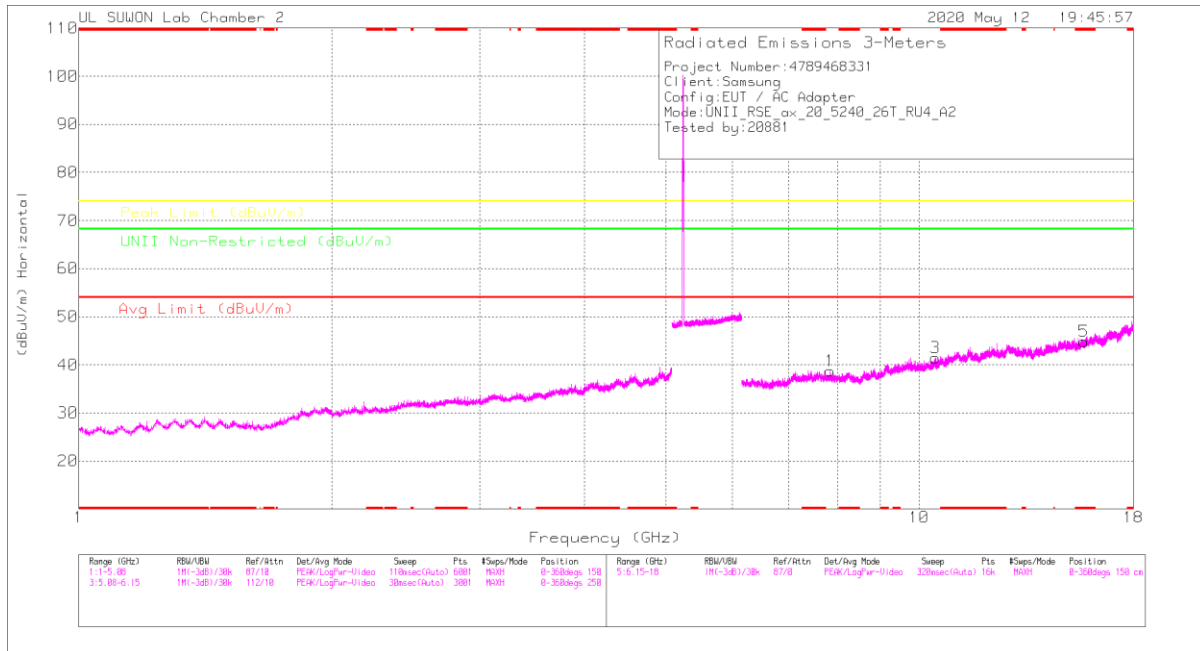
MID CHANNEL(4RU) DATA

Radiated Emissions

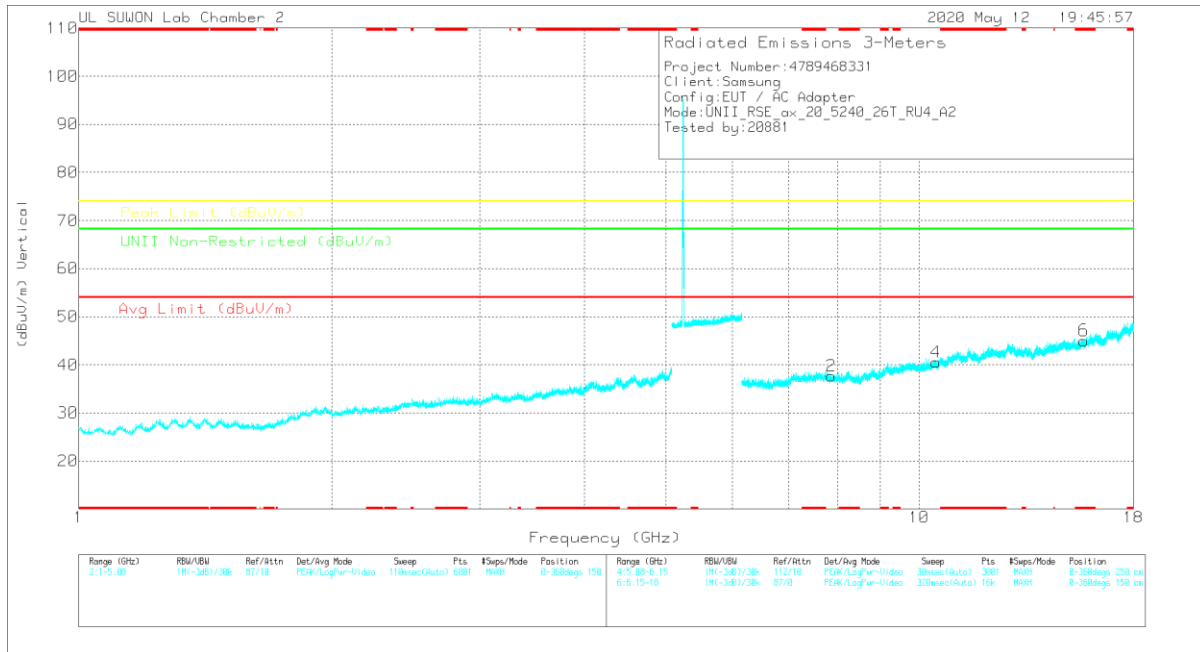
Frequency (MHz)	Meas. Reading (dBm)	Det	317_0016B724	6GHz_HFPI(S)	DC Corr (dB)	Corrected Reading (dBm)	Avg Limit (dBu/m)	Margin (dB)	Peak Limit (dBu/m)	Margin (dB)	UNII Non-Restricted (dBu/m)	Margin (dB)	Azimuth (Degs)	Height (cm)	Polarity
7.77977	35.66	PK-U	36	-23.6	0	48.06	-	-	-	-	68.2	-20.14	360	100	H
7.78048	35.79	PK-U	36	-23.7	0	48.09	-	-	-	-	68.2	-20.11	360	100	V
10.43651	33.64	PK-U	37.6	-20.6	0	50.64	-	-	-	-	68.2	-17.56	360	100	H
10.43536	33.83	PK-U	37.6	-20.6	0	50.83	-	-	-	-	68.2	-17.37	360	100	V
* 15.59388	34.57	PK-U	40	-19.6	0	54.97	-	-	74	-19.03	-	-	360	100	H
* 15.59267	34.17	PK-U	40	-19.6	0	54.57	-	-	74	-19.43	-	-	360	100	V

* - indicates frequency in CFR47 Pt 15 / IC RSS-Restricted Band
 PK-U - U-NII: Maximum Peak

HIGH CHANNEL(4RU) HORIZONTAL



HIGH CHANNEL(4RU) VERTICAL



Note: Emission was scanned up to 40GHz; No emissions were detected above the noise floor which was at least 20dB below the specification limit.

HIGH CHANNEL(4RU) DATA

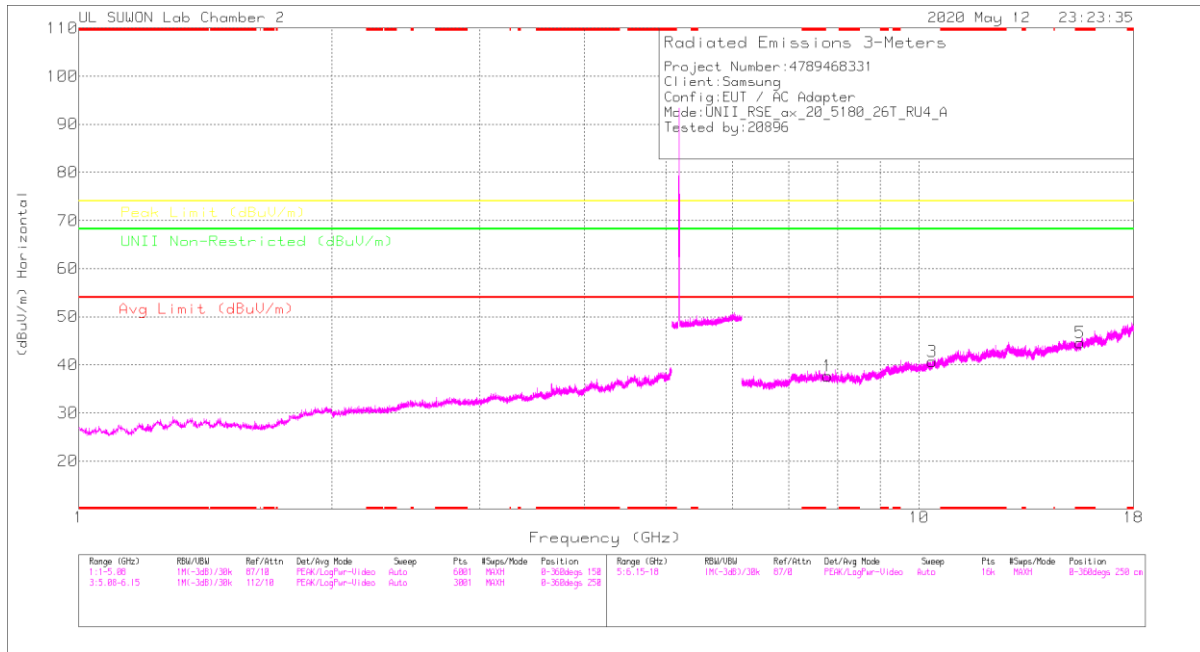
Radiated Emissions

Frequency (Hz)	Meas Reading (dBuV)	Det	317_00168724	6GHz_HF[SdB]	DC Corr (dB)	Corrected Reading (dBuV/m)	Avg Limit (dBuV/m)	Margin (dB)	Peak Limit (dBuV/m)	Margin (dB)	Limit Non-Restricted (dBuV/m)	Margin (dB)	Altitude (Height)	Height (cm)	Polarity
7.84287	36.43	PK-U	36	-24.2	0	48.23	-	-	-	-	68.2	-19.97	360	100	H
7.83992	36.78	PK-U	36	-24.2	0	48.58	-	-	-	-	68.2	-19.62	360	100	V
10.46384	33.71	PK-U	37.6	-20.5	0	50.81	-	-	-	-	68.2	-17.39	360	100	H
10.46365	33.2	PK-U	37.6	-20.5	0	50.3	-	-	-	-	68.2	-17.9	360	100	V
*15.71262	35.29	PK-U	40.2	-19.6	0	55.89	-	-	74	-18.11	-	-	360	100	H
*15.70945	34.04	PK-U	40.2	-19.6	0	54.64	-	-	74	-19.36	-	-	360	100	V

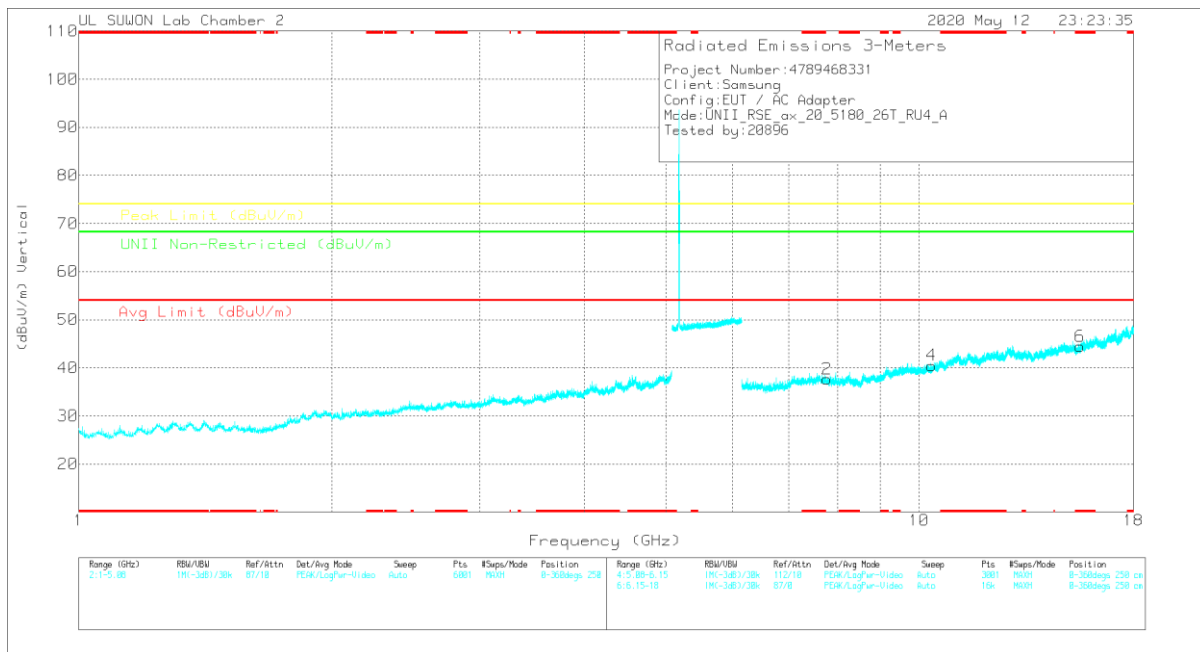
* - indicates frequency in CFR47 Pt 15 / IC RSS-Restricted Band
 PK-U - U-NII: Maximum Peak

HARMONICS AND SPURIOUS EMISSIONS – ANT1+ANT2

LOW CHANNEL(4RU) HORIZONTAL



LOW CHANNEL(4RU) VERTICAL



Note: Emission was scanned up to 40GHz; No emissions were detected above the noise floor which was at least 20dB below the specification limit.

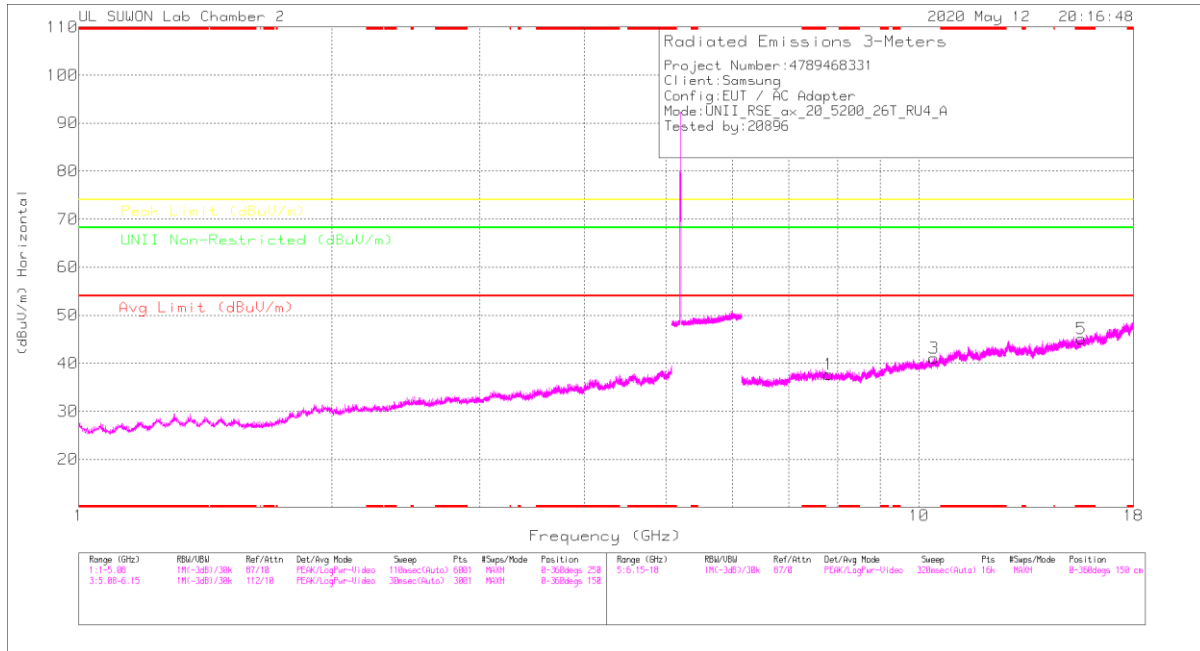
LOW CHANNEL(4RU) DATA

Radiated Emissions

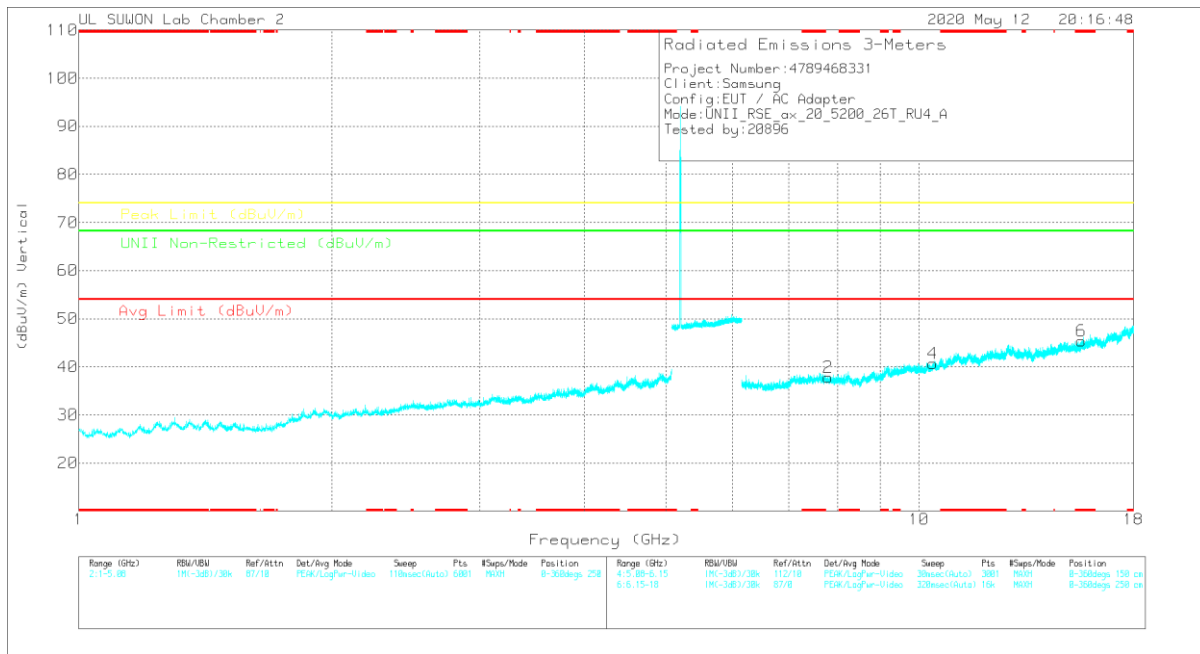
Frequency (GHz)	Meas. Reading (dBuV)	Det	317_00168724	6GHz_HF(dB)	DC Corr (dB)	Corrected Reading (dBuV/m)	Avg Limit (dBuV/m)	Margin (dB)	Peak Limit (dBuV/m)	Margin (dB)	UNII Non-Restricted (dBuV/m)	Margin (dB)	Azimuth (Deg)	Height (m)	Polarity
7.79466	36.18	PK-U	36	-23.6	0	48.58	-	-	-	-	68.2	-19.62	360	100	H
7.78516	36.12	PK-U	36	-23.7	0	48.42	-	-	-	-	68.2	-19.78	360	100	V
10.37812	33.41	PK-U	37.6	-20.8	0	50.21	-	-	-	-	68.2	-17.99	360	100	H
10.37835	33.94	PK-U	37.6	-20.8	0	50.74	-	-	-	-	68.2	-17.46	360	100	V
* 15.5597	35.07	PK-U	40	-19.7	0	55.37	-	-	74	-18.63	-	-	360	100	H
* 15.56099	33.81	PK-U	40	-19.6	0	54.21	-	-	74	-19.79	-	-	360	100	V

* - indicates frequency in CFR47 Pt 15 / IC RSS-Restricted Band
 PK-U - U-NII: Maximum Peak

MID CHANNEL(4RU) HORIZONTAL



MID CHANNEL(4RU) VERTICAL



Note: Emission was scanned up to 40GHz; No emissions were detected above the noise floor which was at least 20dB below the specification limit.

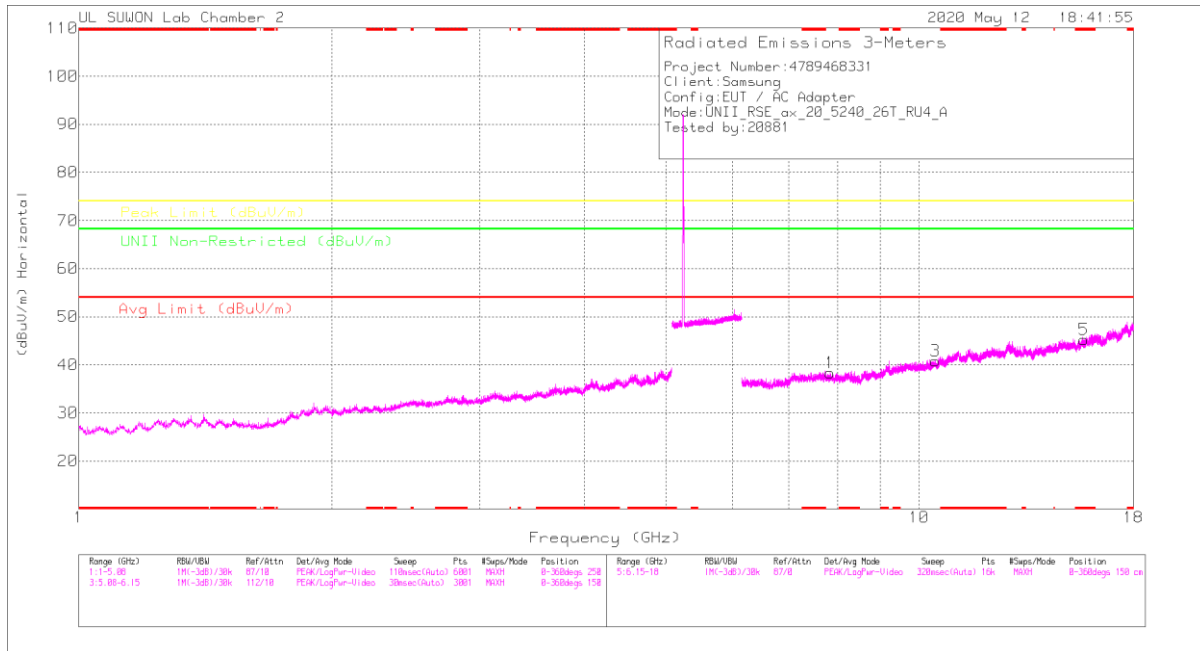
MID CHANNEL(4RU) DATA

Radiated Emissions

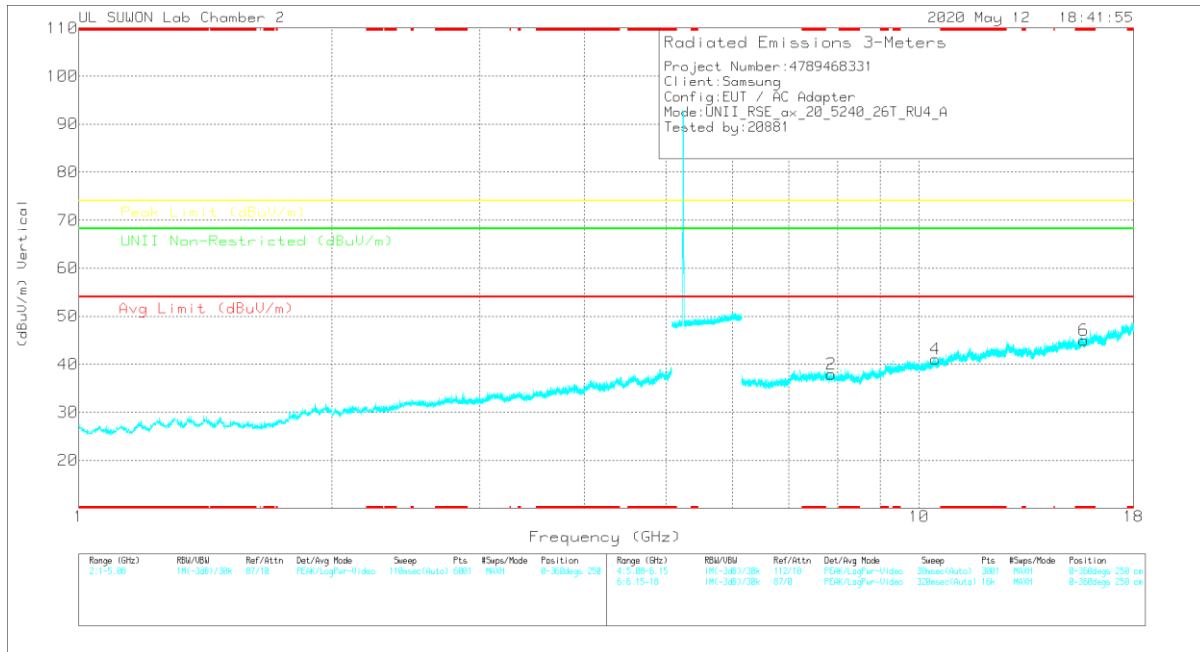
Frequency (MHz)	Meas. Reading (dBμV)	Det	317_00168724	6GHz_HFPI(S)	DC Corr (dB)	Combined Reading (dBμV/m)	Avg Limit (dBμV/m)	Margin (dB)	Peak Limit (dBμV/m)	Margin (dB)	UNE Non-Restricted (dBμV/m)	Margin (dB)	Azimuth (Degs)	Height (cm)	Polarity
7.81155	35.22	PK-U	36	-23.9	0	47.32	-	-	-	-	68.2	-20.88	360	100	H
7.80817	35.8	PK-U	36	-23.8	0	47.9	-	-	-	-	68.2	-20.3	360	100	V
10.41402	33.43	PK-U	37.6	-20.6	0	50.43	-	-	-	-	68.2	-17.77	360	100	H
10.41399	33.53	PK-U	37.6	-20.6	0	50.53	-	-	-	-	68.2	-17.67	360	100	V
* 15.60195	35.23	PK-U	40	-19.7	0	55.53	-	-	74	-18.47	-	-	360	100	H
* 15.60317	34.19	PK-U	40	-19.6	0	54.59	-	-	74	-19.41	-	-	360	100	V

* - indicates frequency in CFR47 Pt 15 / IC RSS-Restricted Band
 PK-U - U-NII: Maximum Peak

HIGH CHANNEL(4RU) HORIZONTAL



HIGH CHANNEL(4RU) VERTICAL



Note: Emission was scanned up to 40GHz; No emissions were detected above the noise floor which was at least 20dB below the specification limit.

HIGH CHANNEL(4RU) DATA

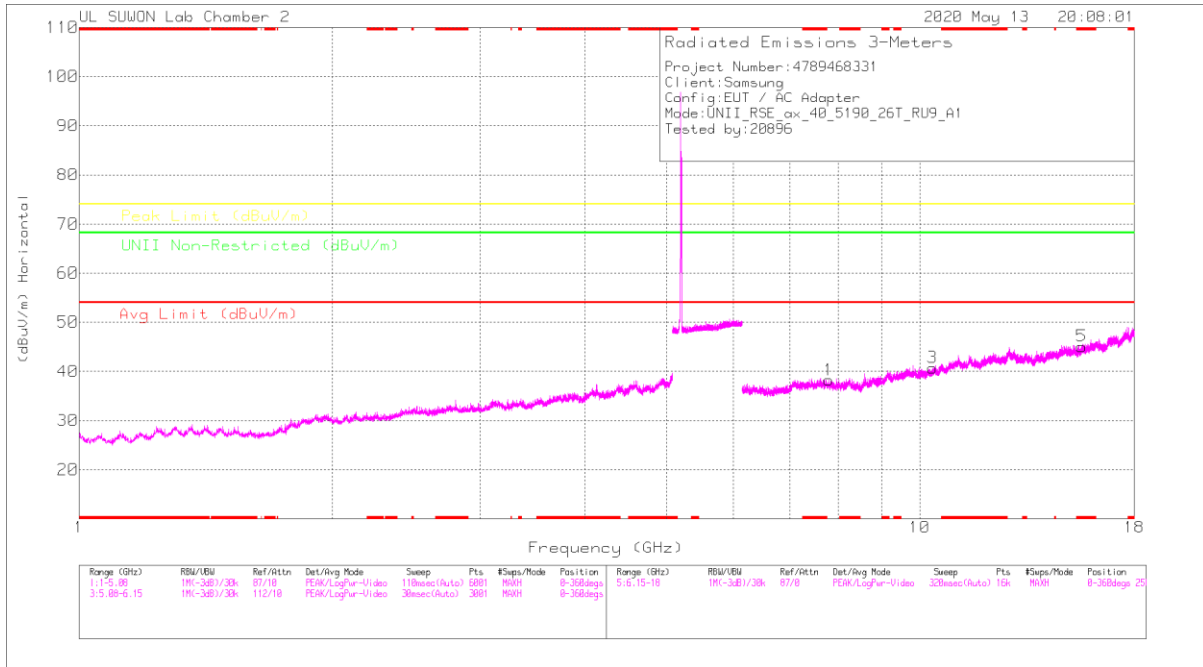
Radiated Emissions

Frequency (Hz)	Meter Reading (dBuV)	Det	317_00168724	6GHz_HF[S]	DC Corr (dB)	Corrected Reading (dBuV/m)	Avg Limt (dBuV/m)	Margin (dB)	Peak Limt (dBuV/m)	Margin (dB)	UNII Non-Restricted (dBuV/m)	Margin (dB)	Azimuth (Degs)	Height (m)	Polarity
7.83786	36.53	PK-U	36	-24.1	0	48.43	-	-	-	-	68.2	-19.77	360	100	H
7.83879	36.34	PK-U	36	-24.1	0	48.24	-	-	-	-	68.2	-19.96	360	100	V
10.46945	33.74	PK-U	37.7	-20.4	0	51.04	-	-	-	-	68.2	-17.16	360	100	H
10.46823	33.78	PK-U	37.7	-20.4	0	51.08	-	-	-	-	68.2	-17.12	360	100	V
*15.70332	34.67	PK-U	40.2	-19.6	0	55.27	-	-	74	-18.73	-	-	360	100	H
*15.70689	34.29	PK-U	40.2	-19.6	0	54.89	-	-	74	-19.11	-	-	360	100	V

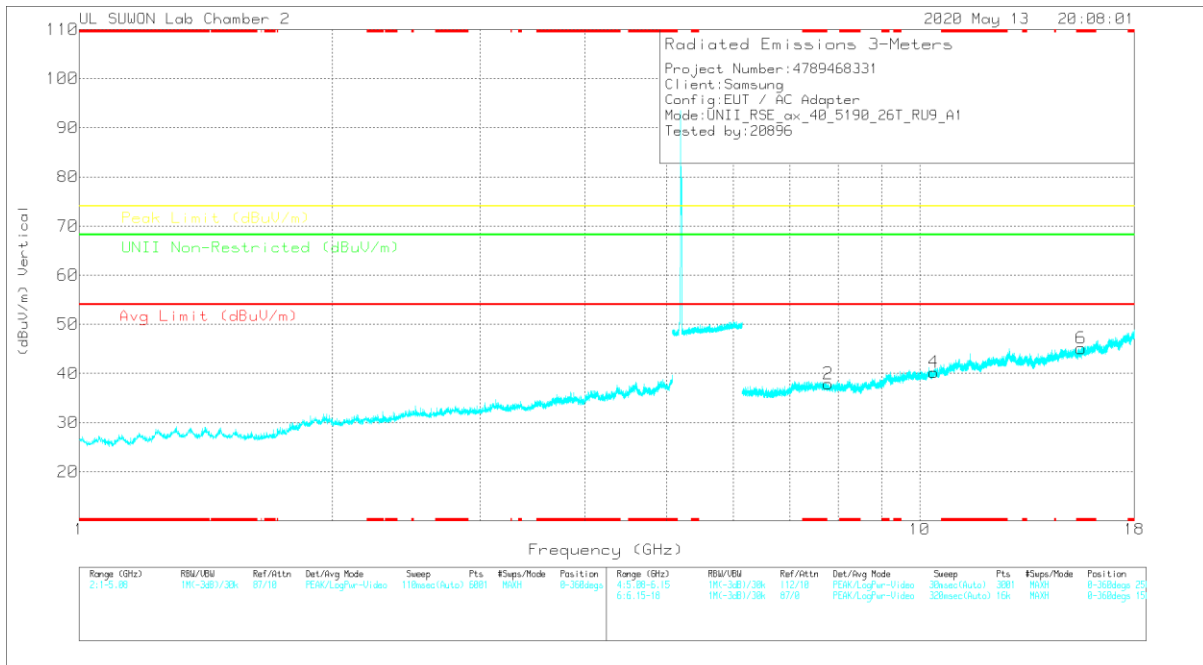
* - indicates frequency in CFR47 Pt 15 / IC RSS-Restricted Band
 PK-U - U-NII: Maximum Peak

**11.5.2. TX ABOVE 1GHz HE40(RU) MODE IN THE 5.2GHz BAND
 HARMONICS AND SPURIOUS EMISSIONS – ANT1**

LOW CHANNEL(9RU) HORIZONTAL



LOW CHANNEL(9RU) VERTICAL



Note: Emission was scanned up to 40GHz; No emissions were detected above the noise floor which was at least 20dB below the specification limit.

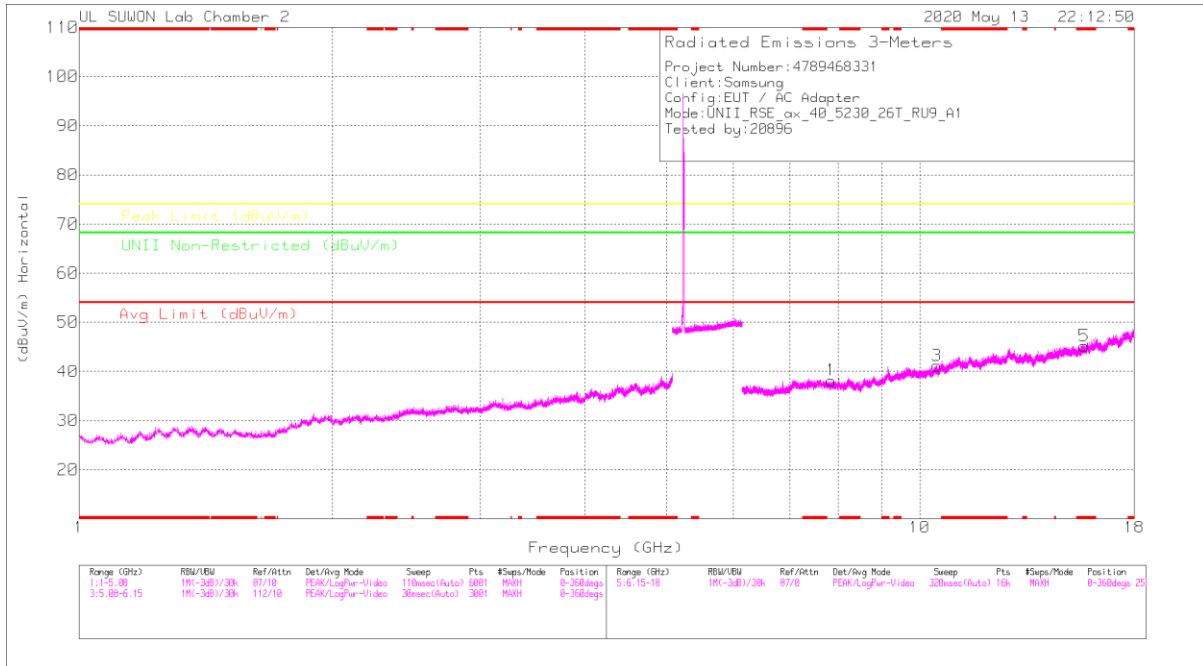
LOW CHANNEL(9RU) DATA

Radiated Emissions

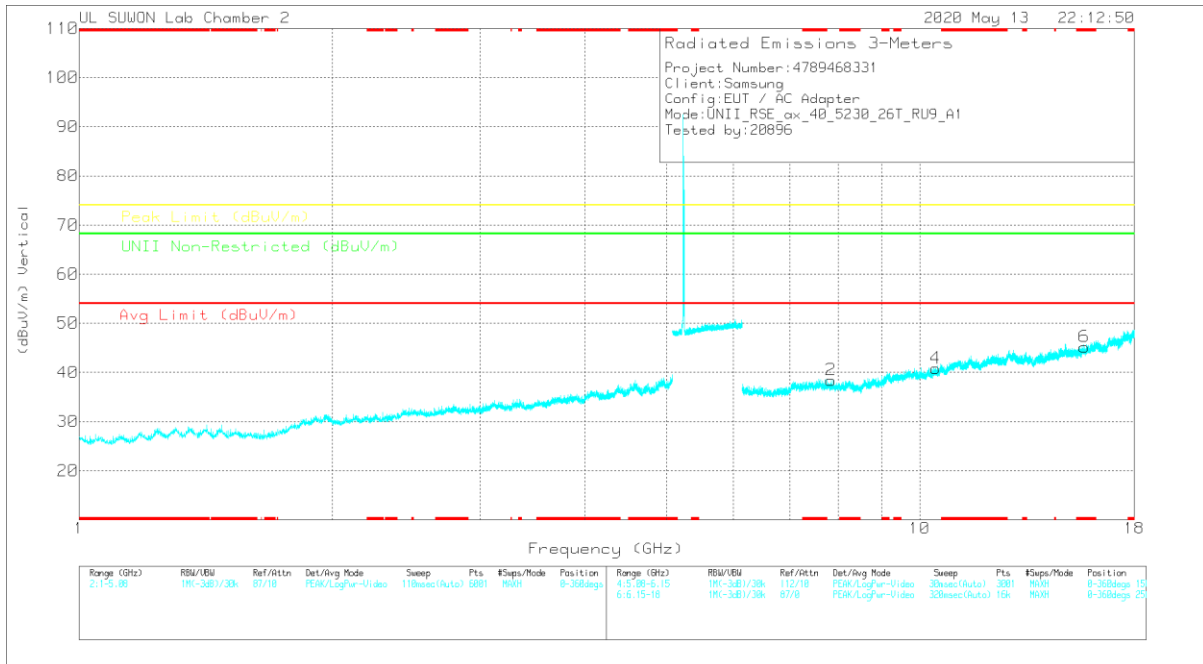
Frequency (MHz)	Meas Reading (dBμV)	Det	317_0016B724	6GHz_HFPI(S)	DC Corr (dB)	Combined Reading (dBμV/m)	Avg Limit (dBμV/m)	Margin (dB)	Peak Limit (dBμV/m)	Margin (dB)	UNII Non-Restricted (dBμV/m)	Margin (dB)	Azimuth (Deg)	Height (cm)	Polarity
7.78598	35.74	PK-U	36	-23.7	0	48.04	-	-	-	-	68.2	-20.16	360	100	H
7.79012	35.71	PK-U	36	-23.7	0	48.01	-	-	-	-	68.2	-20.19	360	100	V
10.35965	33.37	PK-U	37.5	-20.7	0	50.17	-	-	-	-	68.2	-18.03	360	100	H
10.35984	33.3	PK-U	37.5	-20.7	0	50.1	-	-	-	-	68.2	-18.1	360	100	V
* 15.58397	34.42	PK-U	40	-19.6	0	54.82	-	-	74	-19.18	-	-	360	100	H
* 15.5826	34.01	PK-U	40	-19.6	0	54.41	-	-	74	-19.59	-	-	360	100	V

* - indicates frequency in CFR47 Pt 15 / IC RSS-Restricted Band
 PK-U - U-NII: Maximum Peak

HIGH CHANNEL(9RU) HORIZONTAL



HIGH CHANNEL(9RU) VERTICAL



Note: Emission was scanned up to 40GHz; No emissions were detected above the noise floor which was at least 20dB below the specification limit.

HIGH CHANNEL(9RU) DATA

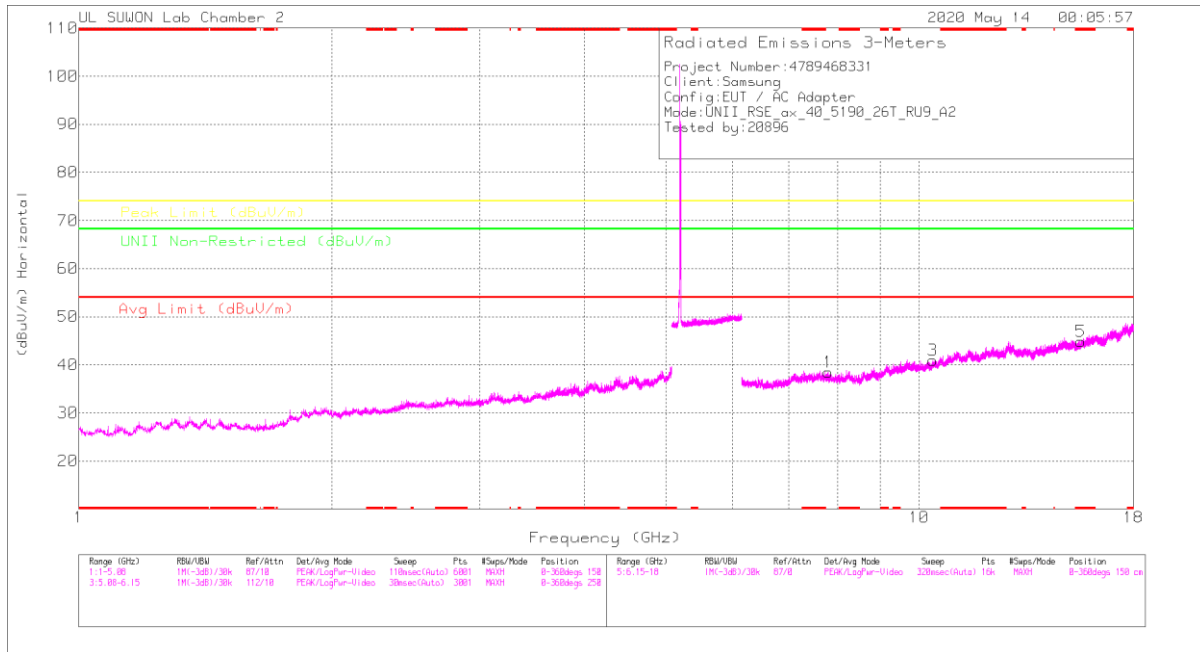
Radiated Emissions

Frequency (GHz)	Meas Reading (dBuV)	Det	317..00168724	6GHz_HF[SdB]	DC Corr (dB)	Corrected Reading (dBuV/m)	Avg Limt (dBuV/m)	Margin (dB)	Peak Limt (dBuV/m)	Margin (dB)	Unit Non-Restricted (dBuV/m)	Margin (dB)	Altitude (Meters)	Height (cm)	Polarity
7.85008	36.75	PK-U	35.9	-24.2	0	48.45	-	-	-	-	68.2	-19.75	360	100	H
7.84126	35.91	PK-U	36	-24.2	0	47.71	-	-	-	-	68.2	-20.49	360	100	V
10.47593	33.07	PK-U	37.7	-20.4	0	50.37	-	-	-	-	68.2	-17.83	360	100	H
10.4508	33.25	PK-U	37.6	-20.6	0	50.25	-	-	-	-	68.2	-17.95	360	100	V
* 15.69629	34.01	PK-U	40.2	-19.6	0	54.61	-	-	74	-19.39	-	-	360	100	H
* 15.69844	34.11	PK-U	40.2	-19.6	0	54.71	-	-	74	-19.29	-	-	360	100	V

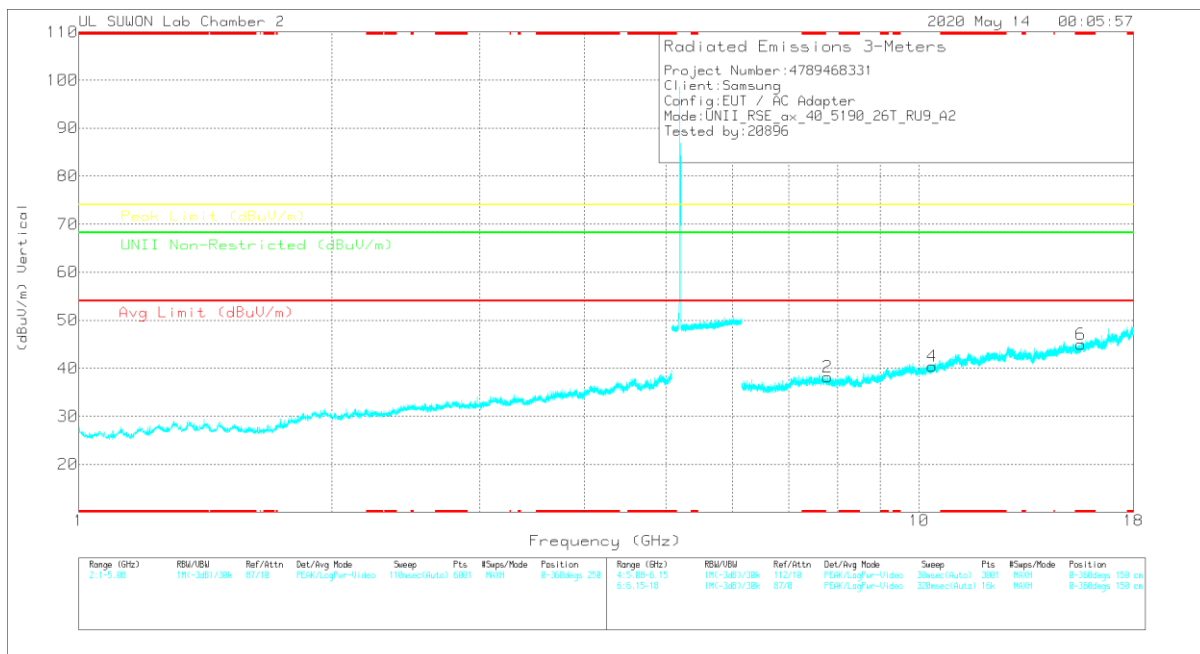
* - indicates frequency in CFR47 Pt 15 / IC RSS-Restricted Band
 PK-U - U-NII: Maximum Peak

HARMONICS AND SPURIOUS EMISSIONS – ANT2

LOW CHANNEL(9RU) HORIZONTAL



LOW CHANNEL(9RU) VERTICAL



Note: Emission was scanned up to 40GHz; No emissions were detected above the noise floor which was at least 20dB below the specification limit.

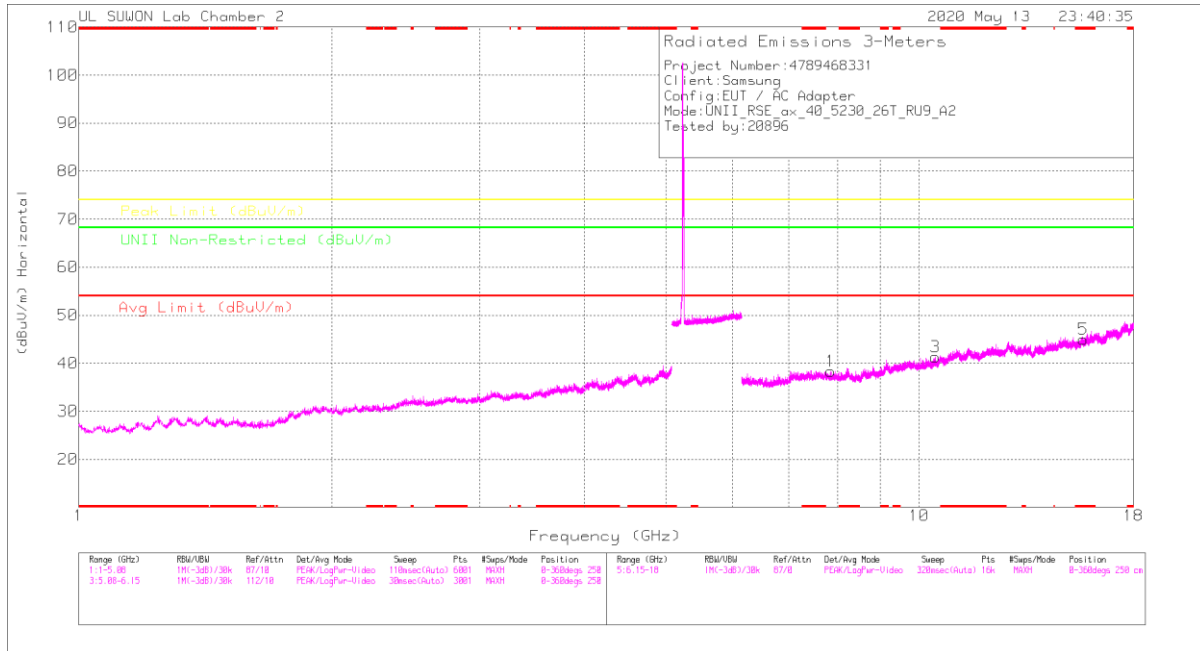
LOW CHANNEL(9RU) DATA

Radiated Emissions

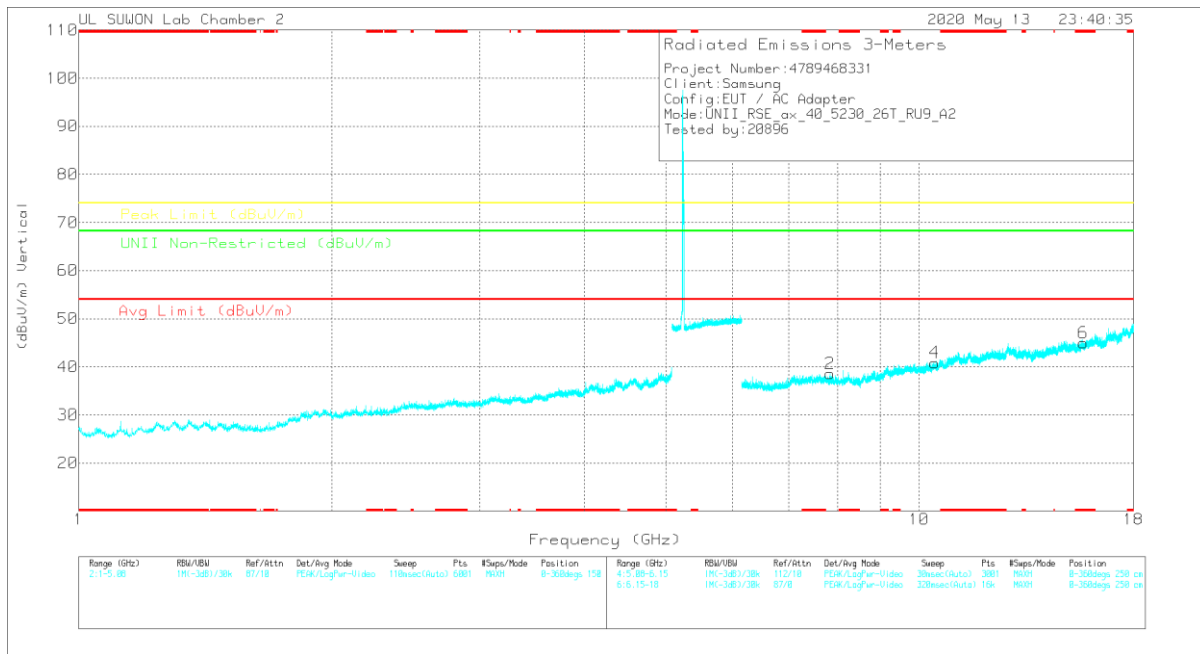
Frequency (GHz)	Max. Reading (dBµV)	Dist	317_00168724	6GHz_HPS(B)	DC Corr (dB)	Corrected Reading (dBµV/m)	Avg Limit (dBµV/m)	Margin (dB)	Peak Limit (dBµV/m)	Margin (dB)	UNE Non-Restricted (dBµV/m)	Margin (dB)	Azimuth (Degs)	Height (cm)	Polarity
7.79354	35.56	PK-U	36	-23.6	0	47.96	-	-	-	-	68.2	-20.24	360	100	H
7.7951	36.08	PK-U	36	-23.7	0	49.38	-	-	-	-	68.2	-19.82	360	100	V
10.38493	33.12	PK-U	37.6	-20.7	0	50.02	-	-	-	-	68.2	-18.18	360	100	H
10.38209	33.29	PK-U	37.6	-20.8	0	50.09	-	-	-	-	68.2	-18.11	360	100	V
* 15.58375	33.94	PK-U	40	-19.6	0	54.34	-	-	74	-19.66	-	-	360	100	H
* 15.58384	34.22	PK-U	40	-19.6	0	54.62	-	-	74	-19.38	-	-	360	100	V

* - indicates frequency in CFR47 Pt 15 / IC RSS-Restricted Band
 PK-U - U-NII: Maximum Peak

HIGH CHANNEL(9RU) HORIZONTAL



HIGH CHANNEL(9RU) VERTICAL



Note: Emission was scanned up to 40GHz; No emissions were detected above the noise floor which was at least 20dB below the specification limit.

HIGH CHANNEL(9RU) DATA

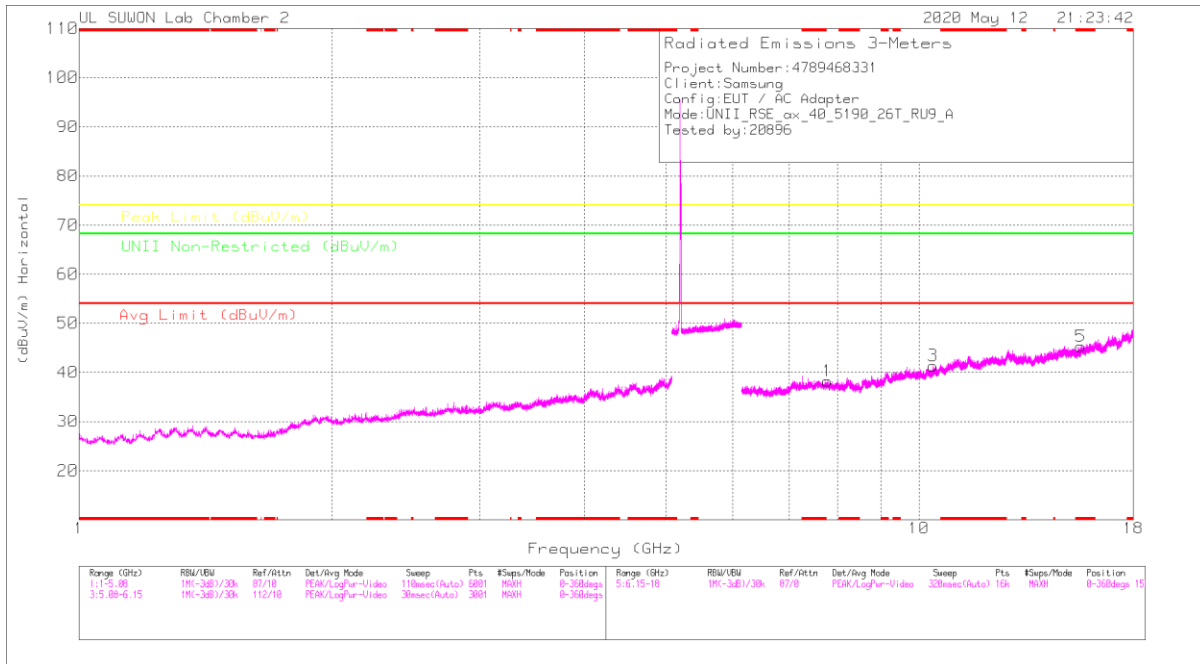
Radiated Emissions

Frequency (GHz)	Meas Reading (dBuV)	Det	317..00168724	6GHz_HF[SdB]	DC Corr (dB)	Corrected Reading (dBuV/m)	Avg Limt (dBuV/m)	Margin (dB)	Peak Limt (dBuV/m)	Margin (dB)	Limit Non-Restricted (dBuV/m)	Margin (dB)	Altitude (Daps)	Height (cm)	Polarity
7.85063	36.21	PK-U	35.9	-24.2	0	47.91	-	-	-	-	68.2	-20.29	360	100	H
7.85092	36.35	PK-U	35.9	-24.2	0	48.05	-	-	-	-	68.2	-20.15	360	100	V
10.46312	33.86	PK-U	37.6	-20.5	0	50.96	-	-	-	-	68.2	-17.24	360	100	H
10.46376	33.54	PK-U	37.6	-20.5	0	50.64	-	-	-	-	68.2	-17.56	360	100	V
* 15.69309	34.32	PK-U	40.2	-19.7	0	54.82	-	-	74	-19.18	-	-	360	100	H
* 15.69233	34.73	PK-U	40.2	-19.7	0	55.23	-	-	74	-18.77	-	-	360	100	V

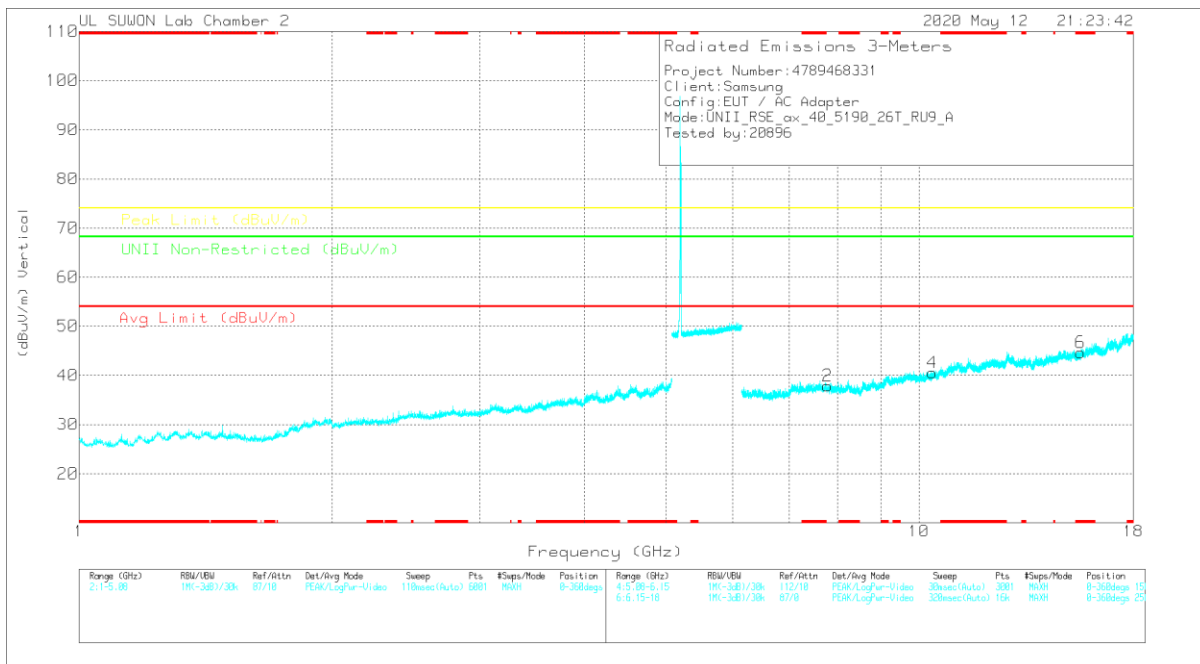
* - indicates frequency in CFR47 Pt 15 / IC RSS-Restricted Band
 PK-U - U-NII: Maximum Peak

HARMONICS AND SPURIOUS EMISSIONS – ANT1+ANT2

LOW CHANNEL(9RU) HORIZONTAL



LOW CHANNEL(9RU) VERTICAL



Note: Emission was scanned up to 40GHz; No emissions were detected above the noise floor which was at least 20dB below the specification limit.

LOW CHANNEL(9RU) DATA

Radiated Emissions

Frequency (GHz)	Mask Reading (dBµV)	Dist	317_00168724	6GHz_HPS(B)	DC Corr (dB)	Corrected Reading (dBµV/m)	Avg Limit (dBµV/m)	Margin (dB)	Peak Limit (dBµV/m)	Margin (dB)	Line Non-Restricted (dBµV/m)	Margin (dB)	Azimuth (Degs)	Height (m)	Polarity
7.78344	36.05	PK-U	36	-23.7	0	48.35	-	-	-	-	68.2	-19.85	360	100	H
7.78247	35.83	PK-U	36	-23.6	0	48.23	-	-	-	-	68.2	-19.97	360	100	V
10.39565	33.21	PK-U	37.6	-20.7	0	50.11	-	-	-	-	68.2	-18.09	360	100	H
10.39398	33.67	PK-U	37.6	-20.7	0	50.57	-	-	-	-	68.2	-17.63	360	100	V
* 15.5857	34.35	PK-U	40	-19.6	0	54.75	-	-	74	-19.25	-	-	360	100	H
* 15.58544	34.08	PK-U	40	-19.6	0	54.48	-	-	74	-19.52	-	-	360	100	V

* - indicates frequency in CFR47 Pt 15 / IC RSS-Restricted Band
 PK-U - U-NII: Maximum Peak