

APPENDIX G POWER REDUCTION VERIFICATION

Per the May 2017 TCBC Workshop Notes, demonstration of proper functioning of the power reduction mechanisms is required to support the corresponding SAR configurations. The verification process was divided into two parts: (1) evaluation of output power levels for individual or multiple triggering mechanisms and (2) evaluation of the triggering distances for proximity-based sensors.

G.1 Power Verification Procedure



The power verification was performed according to the following procedure:

1. A base station simulator was used to establish a conducted RF connection and the output power was monitored. The power measurements were confirmed to be within expected tolerances for all states before and after a power reduction mechanism was triggered. For licensed modes, the device state index as displayed on the device UI was recorded before and after the mechanism was triggered.
2. Step 1 was repeated for all relevant modes and frequency bands for the mechanism being investigated.
3. Steps 1 and 2 were repeated for all individual power reduction mechanisms and combinations thereof. For the combination cases, one mechanism was switched to a 'triggered' state at a time; powers were confirmed to be within tolerances after each additional mechanism was activated.

G.2 Distance Verification Procedure

The distance verification procedure was performed according to the following procedure:

1. A base station simulator was used to establish an RF connection and to monitor the power levels. The device being tested was placed below the relevant section of the phantom with the relevant side or edge of the device facing toward the phantom. For licensed modes, the device state index on the device UI was monitored to determine the triggering state.
2. The device was moved toward and away from the phantom to determine the distance at which the mechanism triggers and the output power is reduced, per KDB Publication 616217 D04v01r02 and FCC Guidance. Each applicable test position was evaluated. The distances were confirmed to be the same or larger (more conservative) than the minimum distances provided by the manufacturer.
3. Steps 1 and 2 were repeated for low, mid, and high bands, as appropriate (see note below Table G-2 for more details).
4. Steps 1 through 3 were repeated for all distance-based power reduction mechanisms.

FCC ID: A3LSMN981W	 PCTEST Proud to be part of 	SAR EVALUATION REPORT		Reviewed by: Quality Manager
Test Dates: 06/03/20 - 07/13/20	DUT Type: Portable Handset			APPENDIX G: Page 1 of 5

G.3 Main Antenna Verification Summary

**Table G-1
Power Measurement Verification for Main Antenna**

Mechanism(s)		Mode/Band	Device System Index		
1st	2nd		Un-triggered (Max)	Mechanism #1 (Reduced)	Mechanism #2 (Reduced)
Hotspot On		GPRS 1900 4 Tx Slot	0	3	
Grip		GPRS 1900 4 Tx Slot	0	1	
Hotspot On	Grip	GPRS 1900 4 Tx Slot	0	3	3
Grip	Hotspot On	GPRS 1900 4 Tx Slot	0	1	3
Hotspot On		UMTS 1750	0	3	
Grip		UMTS 1750	0	1	
Hotspot On	Grip	UMTS 1750	0	3	3
Grip	Hotspot On	UMTS 1750	0	1	3
Hotspot On		UMTS 1900	0	3	
Grip		UMTS 1900	0	1	
Hotspot On	Grip	UMTS 1900	0	3	3
Grip	Hotspot On	UMTS 1900	0	1	3
Hotspot On		LTE FDD Band 4	0	3	
Grip		LTE FDD Band 4	0	1	
Hotspot On	Grip	LTE FDD Band 4	0	3	3
Grip	Hotspot On	LTE FDD Band 4	0	1	3
Hotspot On		LTE FDD Band 66	0	3	
Grip		LTE FDD Band 66	0	1	
Hotspot On	Grip	LTE FDD Band 66	0	3	3
Grip	Hotspot On	LTE FDD Band 66	0	1	3
Hotspot On		LTE FDD Band 2	0	3	
Grip		LTE FDD Band 2	0	1	
Hotspot On	Grip	LTE FDD Band 2	0	3	3
Grip	Hotspot On	LTE FDD Band 2	0	1	3
Hotspot On		LTE FDD Band 25	0	3	
Grip		LTE FDD Band 25	0	1	
Hotspot On	Grip	LTE FDD Band 25	0	3	3
Grip	Hotspot On	LTE FDD Band 25	0	1	3
Hotspot On		LTE FDD Band 7	0	3	
Grip		LTE FDD Band 7	0	1	
Hotspot On	Grip	LTE FDD Band 7	0	3	3
Grip	Hotspot On	LTE FDD Band 7	0	1	3
Hotspot On		LTE FDD Band 30	0	3	
Grip		LTE FDD Band 30	0	1	
Hotspot On	Grip	LTE FDD Band 30	0	3	3
Grip	Hotspot On	LTE FDD Band 30	0	1	3
Hotspot On		LTE TDD Band 38	0	3	
Grip		LTE TDD Band 38	0	1	
Hotspot On	Grip	LTE TDD Band 38	0	3	3
Grip	Hotspot On	LTE TDD Band 38	0	1	3
Hotspot On		LTE TDD Band 41 (PC3)	0	3	
Grip		LTE TDD Band 41 (PC3)	0	1	
Hotspot On	Grip	LTE TDD Band 41 (PC3)	0	3	3
Grip	Hotspot On	LTE TDD Band 41 (PC3)	0	1	3
Hotspot On		NR Band n66	0	3	
Grip		NR Band n66	0	1	
Hotspot On	Grip	NR Band n66	0	3	3
Grip	Hotspot On	NR Band n66	0	1	3
Held-to-ear		NR Band n41	0	2	

*Note: This device uses different Device State Indices (DSI) to configure different time averaged power levels based on certain exposure scenarios. For this device, DSI = 1 represents the case when the grip sensor is active, DSI = 2 represents the case where the device is held to ear, and DSI = 3 represents the case when hotspot mode is active. DSI = 0 is configured at max power when the device cannot detect the use condition.




FCC ID: A3LSMN981W	 PCTEST Proud to be part of 	SAR EVALUATION REPORT		Reviewed by: Quality Manager
Test Dates: 06/03/20 - 07/13/20	DUT Type: Portable Handset			APPENDIX G: Page 2 of 5

Table G-2
Distance Measurement Verification for Main Antenna

Mechanism(s)	Test Condition	Band	Distance Measurements (mm)		Minimum Distance per Manufacturer (mm)
			Moving Toward	Moving Away	
Grip	Phablet - Back Side	Mid	10	11	9
Grip	Phablet - Back Side	High	9	10	9
Grip	Phablet - Front Side	Mid	7	9	7
Grip	Phablet - Front Side	High	7	9	7
Grip	Phablet - Bottom Edge	Mid	12	13	12
Grip	Phablet - Bottom Edge	High	12	13	12




*Note: Mid band refers to: GSM1900, UMTS B2/4, LTE B2/4/25/66, NR Band n66; High band refers to: LTE B30/7/38/41 PC3

G.4 WIFI Verification Summary

Table G-3
Power Measurement Verification WIFI – Antenna 1

Mechanism(s)	Mode/Band	Conducted Power (dBm)	
		Un-triggered (Max)	Mechanism #1 (Reduced)
1st			
Held-to-Ear	802.11b	19.14	15.76
Held-to-Ear	802.11g	17.17	16.11
Held-to-Ear	802.11n (2.4GHz)	17.65	16.96
Held-to-Ear	802.11a	16.13	12.31
Held-to-Ear	802.11n (5GHz, 20MHz BW)	16.00	12.13
Held-to-Ear	802.11ac (20MHz BW)	16.01	12.38
Held-to-Ear	802.11n (5GHz, 40MHz BW)	15.40	12.24
Held-to-Ear	802.11ac (40MHz BW)	15.35	12.09
Held-to-Ear	802.11ac (80MHz BW)	13.04	12.31

*Note: MIMO and 802.11ax WIFI modes were not evaluated due to equipment limitations.

FCC ID: A3LSMN981W	 PCTEST Proud to be part of 	SAR EVALUATION REPORT		Reviewed by: Quality Manager
Test Dates: 06/03/20 - 07/13/20	DUT Type: Portable Handset			APPENDIX G: Page 3 of 5

**Table G-4
Power Measurement Verification WIFI – Antenna 2**




Mechanism(s)	Mode/Band	Conducted Power (dBm)	
		Un-triggered (Max)	Mechanism #1 (Reduced)
1st			
Held-to-Ear	802.11b	19.93	16.59
Held-to-Ear	802.11g	17.65	16.84
Held-to-Ear	802.11n (2.4GHz)	17.46	16.93
Held-to-Ear	802.11a	16.02	12.66
Held-to-Ear	802.11n (5GHz, 20MHz BW)	16.02	12.63
Held-to-Ear	802.11ac (20MHz BW)	15.44	12.37
Held-to-Ear	802.11n (5GHz, 40MHz BW)	15.70	12.29
Held-to-Ear	802.11ac (40MHz BW)	15.16	12.26
Held-to-Ear	802.11ac (80MHz BW)	14.01	13.19

*Note: MIMO and 802.11ax WIFI modes were not evaluated due to equipment limitations.

**Table G-5
Power Measurement Verification WIFI with NR Active – Antenna 1**

Mode/Band	Conducted Power (dBm)		
	Un-triggered (Max)	Mechanism #1 NR Active (Reduced)	Mechanism #2 RCV and NR Active (Reduced)
802.11b	20.23	15.96	13.12
802.11g	17.12	15.78	12.90
802.11n (2.4GHz)	17.21	15.69	13.14
802.11a	16.79	12.69	12.78
802.11n (5GHz, 20MHz BW)	17.05	12.98	12.86
802.11ac (20MHz BW)	17.00	13.43	13.03
802.11n (5GHz, 40MHz BW)	16.49	13.12	12.99
802.11ac (40MHz BW)	16.23	13.07	12.69
802.11ac (80MHz BW)	15.14	13.20	13.07



*Note: MIMO and 802.11ax WIFI modes were not evaluated due to equipment limitations.

FCC ID: A3LSMN981W	 PCTEST Proud to be part of 	SAR EVALUATION REPORT		Reviewed by: Quality Manager
Test Dates: 06/03/20 - 07/13/20	DUT Type: Portable Handset			APPENDIX G: Page 4 of 5

**Table G-6
Power Measurement Verification WIFI with NR Active – Antenna 2**

Mode/Band	Conducted Power (dBm)		
	Un-triggered (Max)	Mechanism #1 NR Active (Reduced)	Mechanism #2 RCV and NR Active (Reduced)
802.11b	20.31	16.04	13.11
802.11g	17.29	15.81	12.49
802.11n (2.4GHz)	17.32	16.23	12.78
802.11a	17.19	12.56	12.62
802.11n (5GHz, 20MHz BW)	17.23	12.95	12.89
802.11ac (20MHz BW)	17.31	12.82	12.75
802.11n (5GHz, 40MHz BW)	16.17	12.93	12.69
802.11ac (40MHz BW)	16.03	13.12	13.21
802.11ac (80MHz BW)	15.34	13.34	13.24

*Note: MIMO and 802.11ax WIFI modes were not evaluated due to equipment limitations.

FCC ID: A3LSMN981W	 PCTEST <small>Proud to be part of Element</small>	SAR EVALUATION REPORT		Reviewed by: Quality Manager
Test Dates: 06/03/20 - 07/13/20	DUT Type: Portable Handset		APPENDIX G: Page 5 of 5	