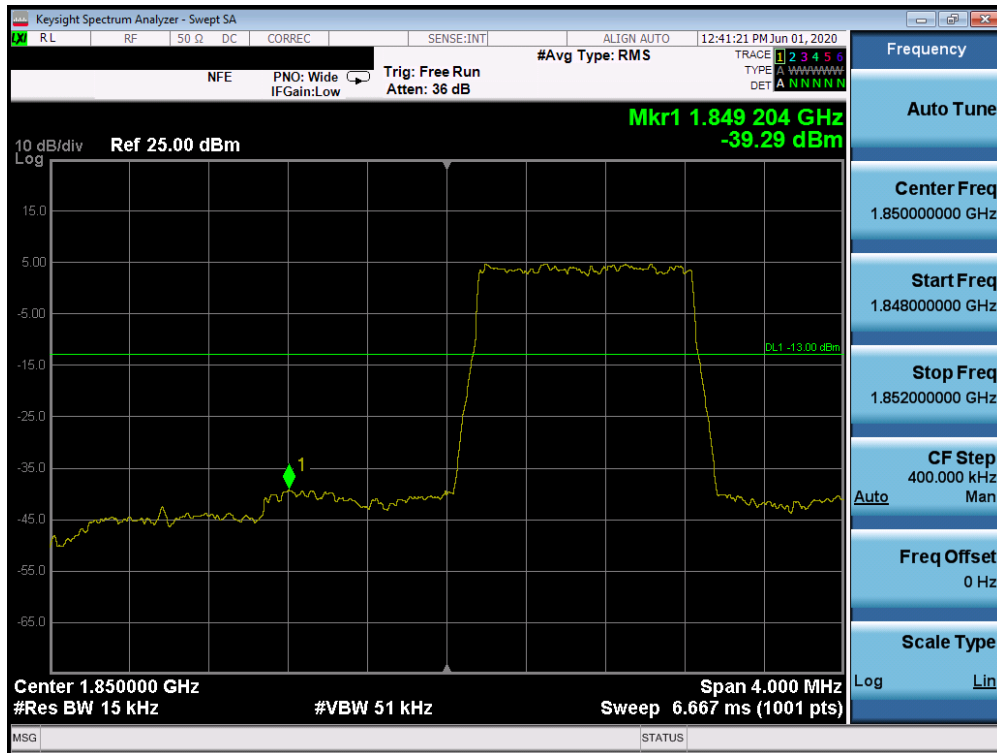
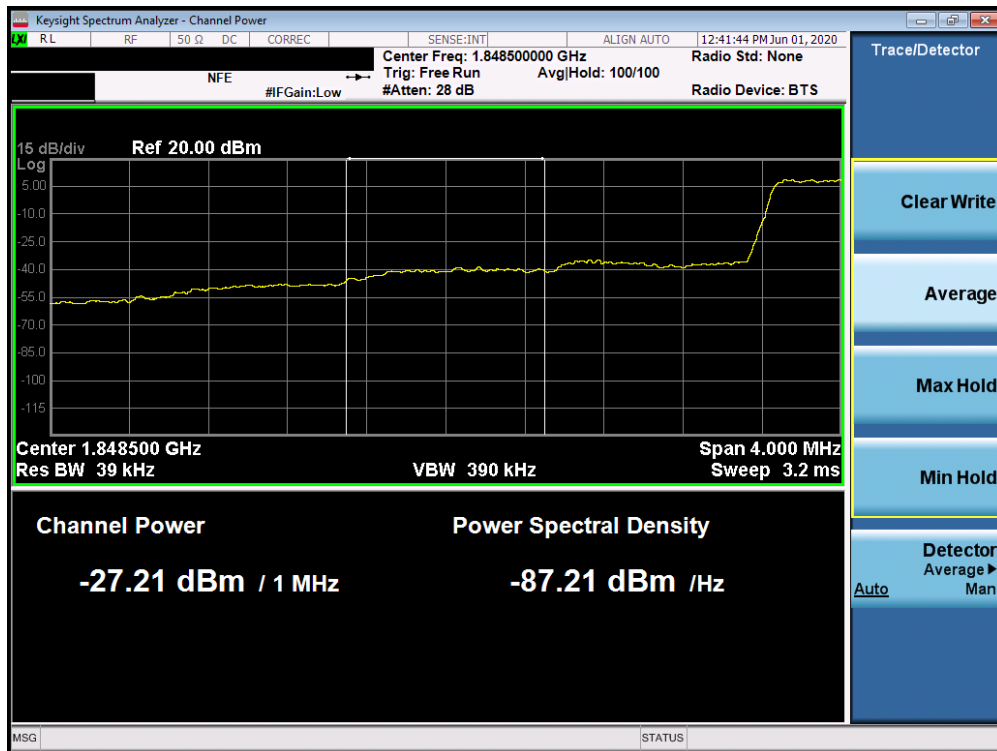


Band 25/2

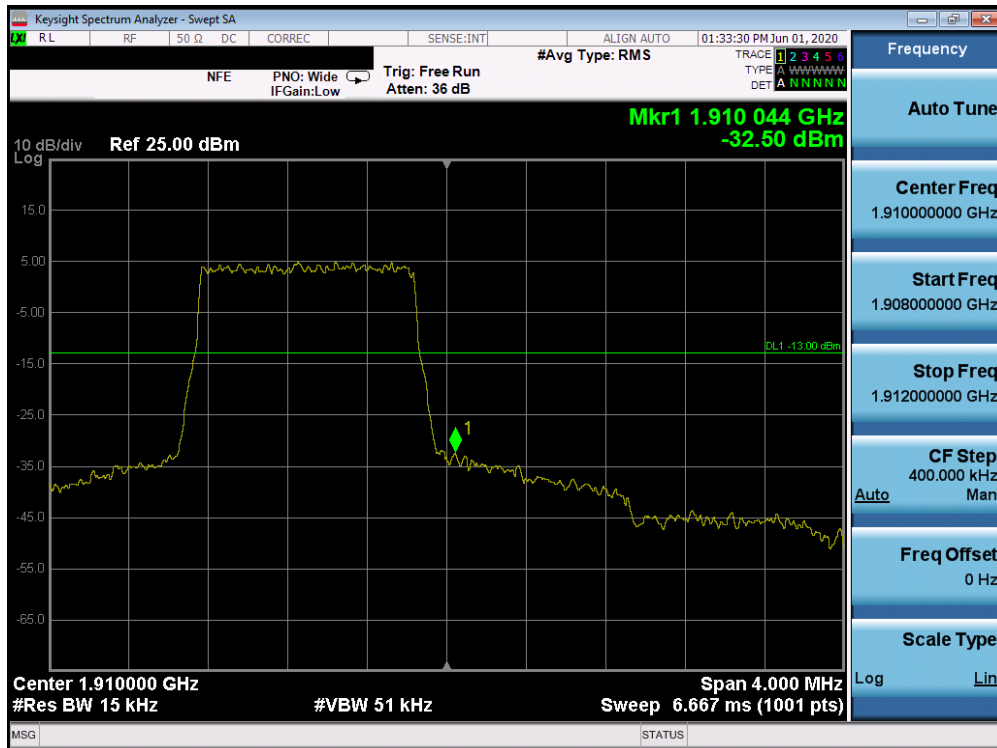


Plot 7-514. Lower Band Edge Plot (Band 25/2 - 1.4MHz QPSK - Full RB Configuration)

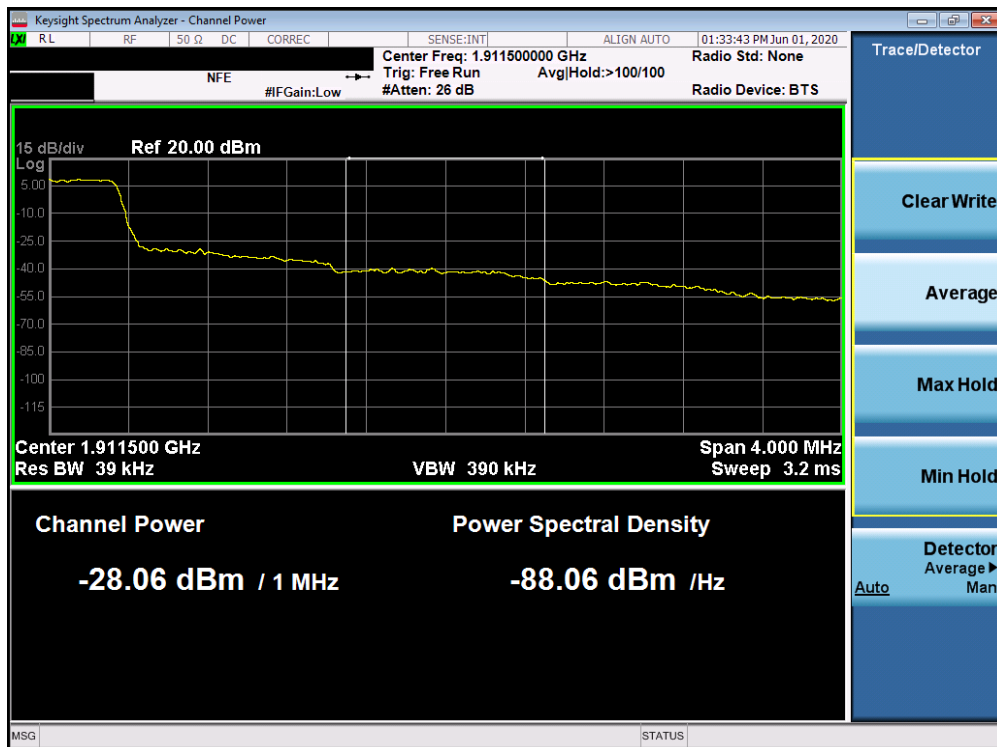


Plot 7-515. Lower Extended Band Edge Plot (Band 25/2 - 1.4MHz QPSK - Full RB Configuration)

FCC ID: A3LSMN981U	PCTEST Proud to be part of element	MEASUREMENT REPORT (CERTIFICATION)	SAMSUNG	Approved by: Quality Manager
Test Report S/N: 1M2005050081-03.A3L	Test Dates: 5/5 - 7/15/2020	EUT Type: Portable Handset		Page 287 of 485

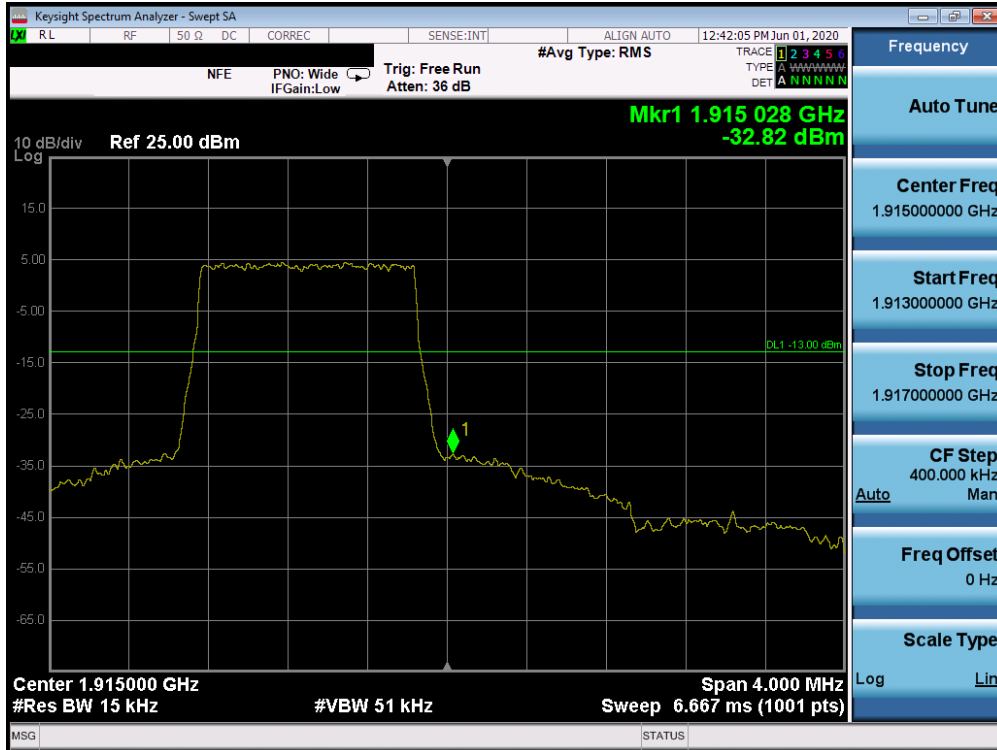


Plot 7-516. Upper Band Edge Plot (Band 2 - 1.4MHz QPSK - Full RB Configuration)



Plot 7-517. Upper Extended Band Edge Plot (Band 2 - 1.4MHz QPSK - Full RB Configuration)

FCC ID: A3LSMN981U	PCTEST Proud to be part of element	MEASUREMENT REPORT (CERTIFICATION)	SAMSUNG	Approved by: Quality Manager
Test Report S/N: 1M2005050081-03.A3L	Test Dates: 5/5 - 7/15/2020	EUT Type: Portable Handset		Page 288 of 485

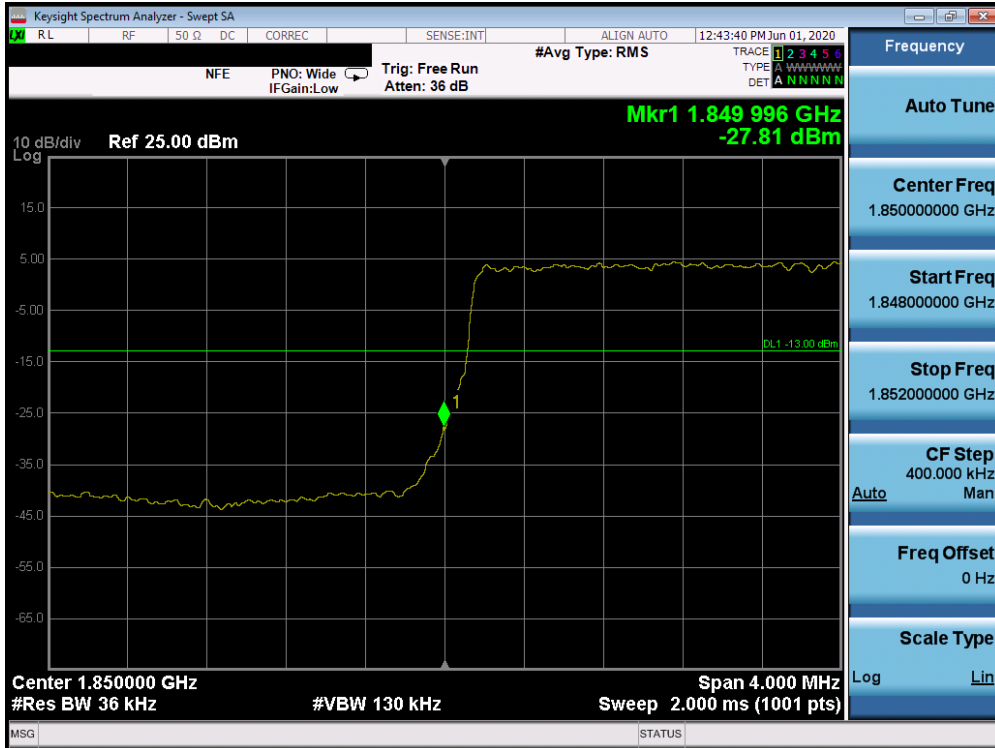


Plot 7-518. Upper Band Edge Plot (Band 25 - 1.4MHz QPSK - Full RB Configuration)

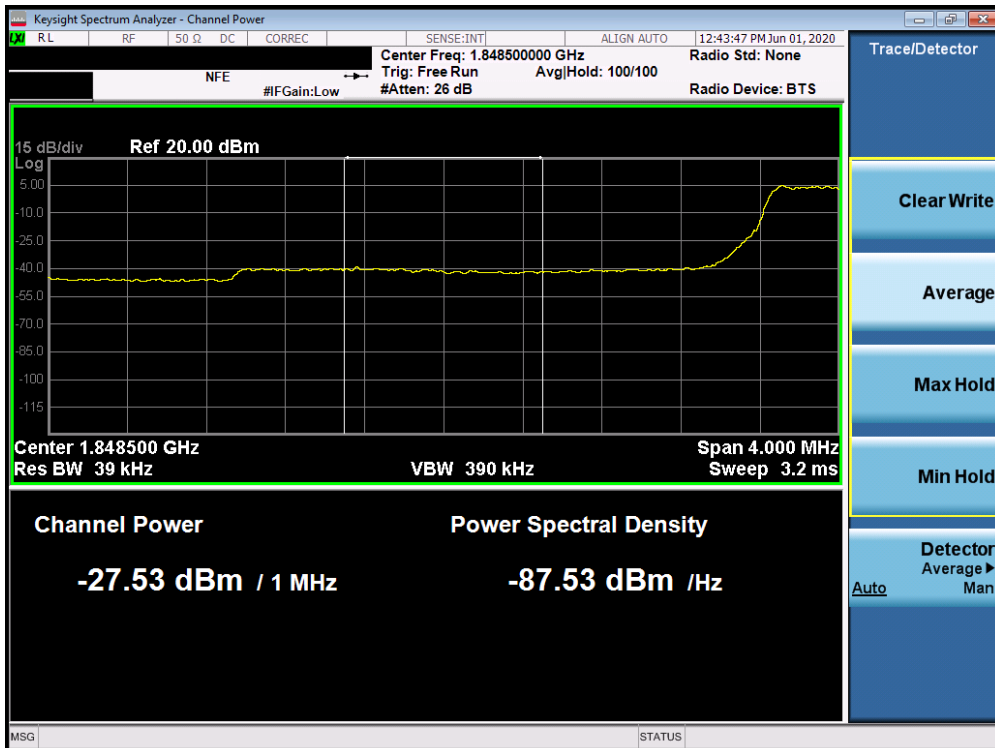


Plot 7-519. Upper Extended Band Edge Plot (Band 25 - 1.4MHz QPSK - Full RB Configuration)

FCC ID: A3LSMN981U	PCTEST Proud to be part of element	MEASUREMENT REPORT (CERTIFICATION)	SAMSUNG	Approved by: Quality Manager
Test Report S/N: 1M2005050081-03.A3L	Test Dates: 5/5 - 7/15/2020	EUT Type: Portable Handset		Page 289 of 485

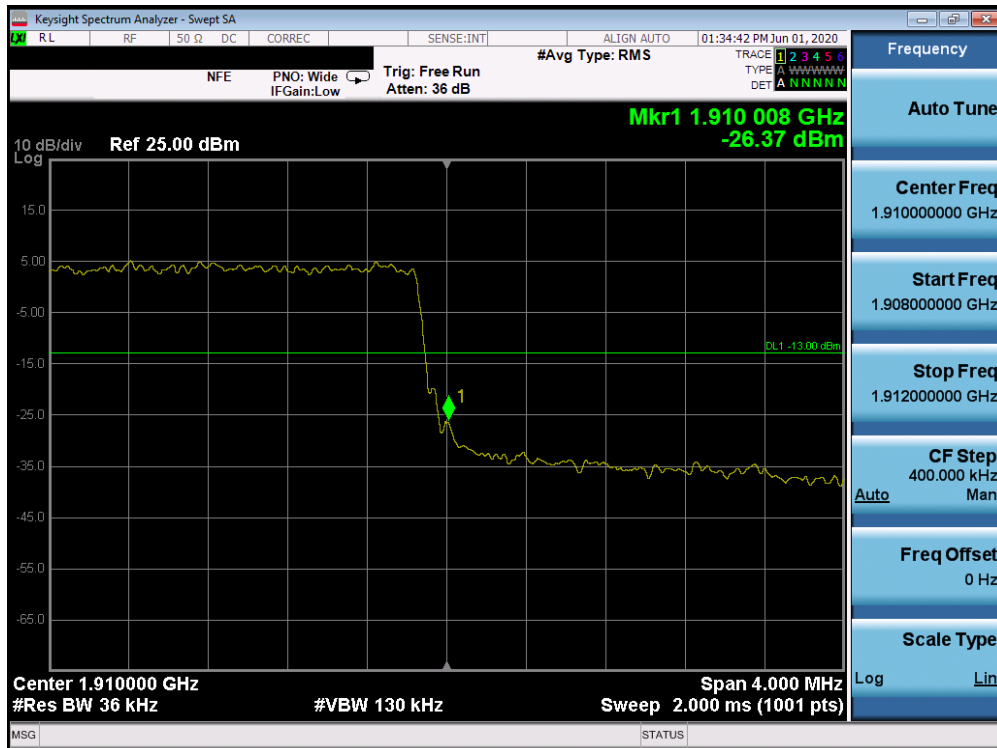


Plot 7-520. Lower Band Edge Plot (Band 25/2 - 3.0MHz QPSK - Full RB Configuration)

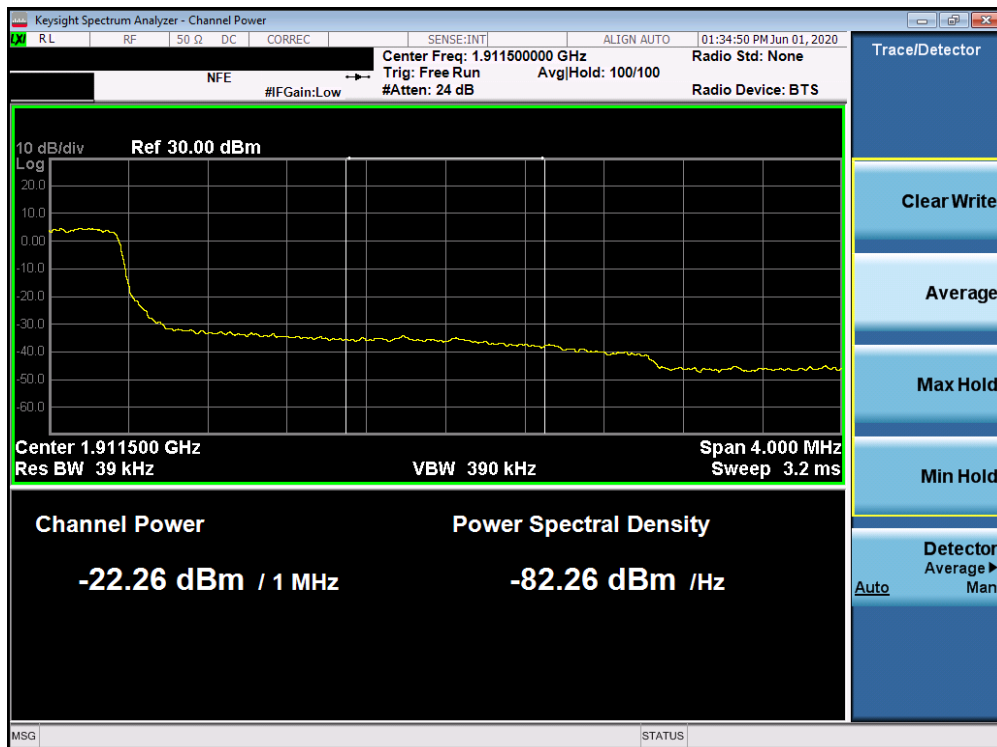


Plot 7-521. Lower Extended Band Edge Plot (Band 25/2 - 3.0MHz QPSK - Full RB Configuration)

FCC ID: A3LSMN981U	PCTEST Proud to be part of element	MEASUREMENT REPORT (CERTIFICATION)	SAMSUNG	Approved by: Quality Manager
Test Report S/N: 1M2005050081-03.A3L	Test Dates: 5/5 - 7/15/2020	EUT Type: Portable Handset		Page 290 of 485

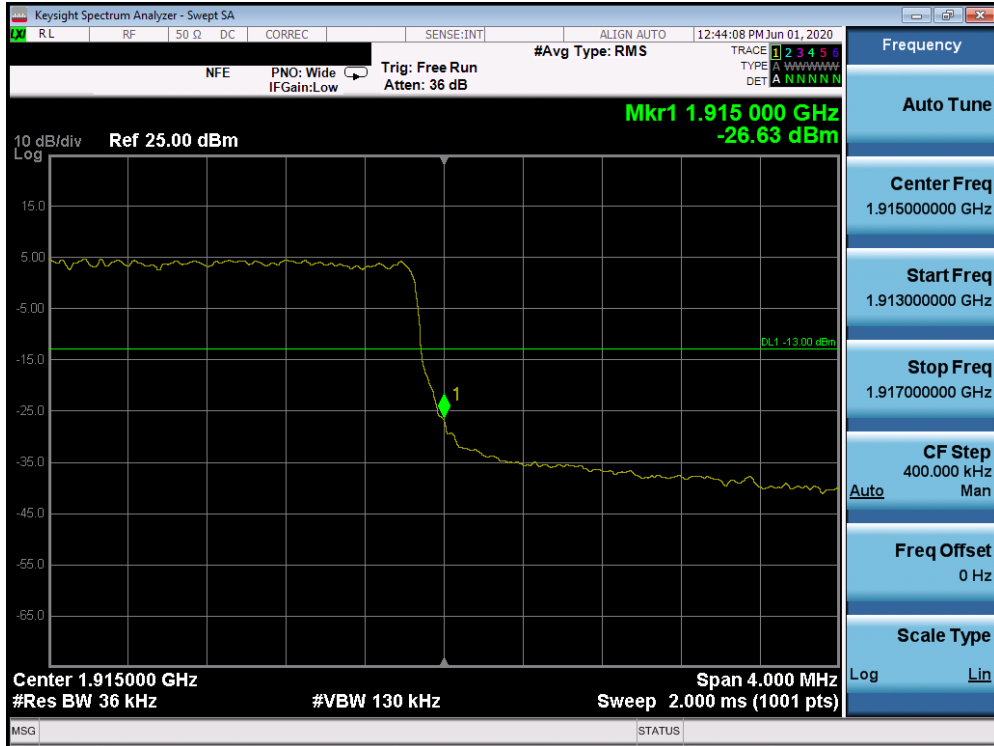


Plot 7-522. Upper Band Edge Plot (Band 2 - 3.0MHz QPSK - Full RB Configuration)

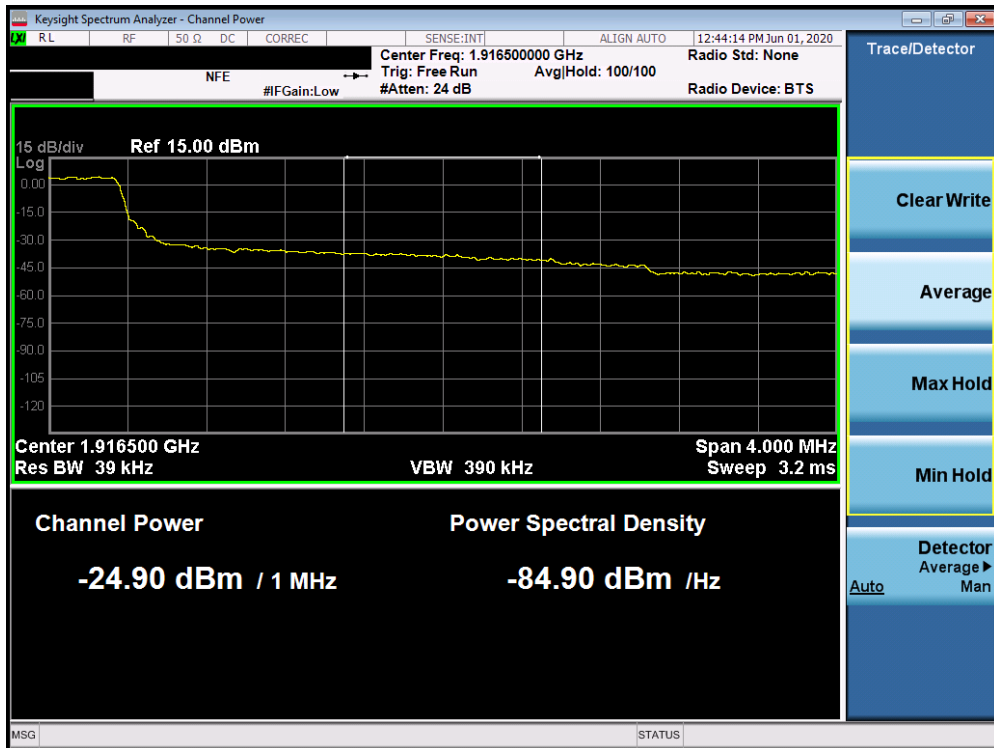


Plot 7-523. Upper Extended Band Edge Plot (Band 2 - 3.0MHz QPSK - Full RB Configuration)

FCC ID: A3LSMN981U	PCTEST Proud to be part of element	MEASUREMENT REPORT (CERTIFICATION)	SAMSUNG	Approved by: Quality Manager
Test Report S/N: 1M2005050081-03.A3L	Test Dates: 5/5 - 7/15/2020	EUT Type: Portable Handset		Page 291 of 485

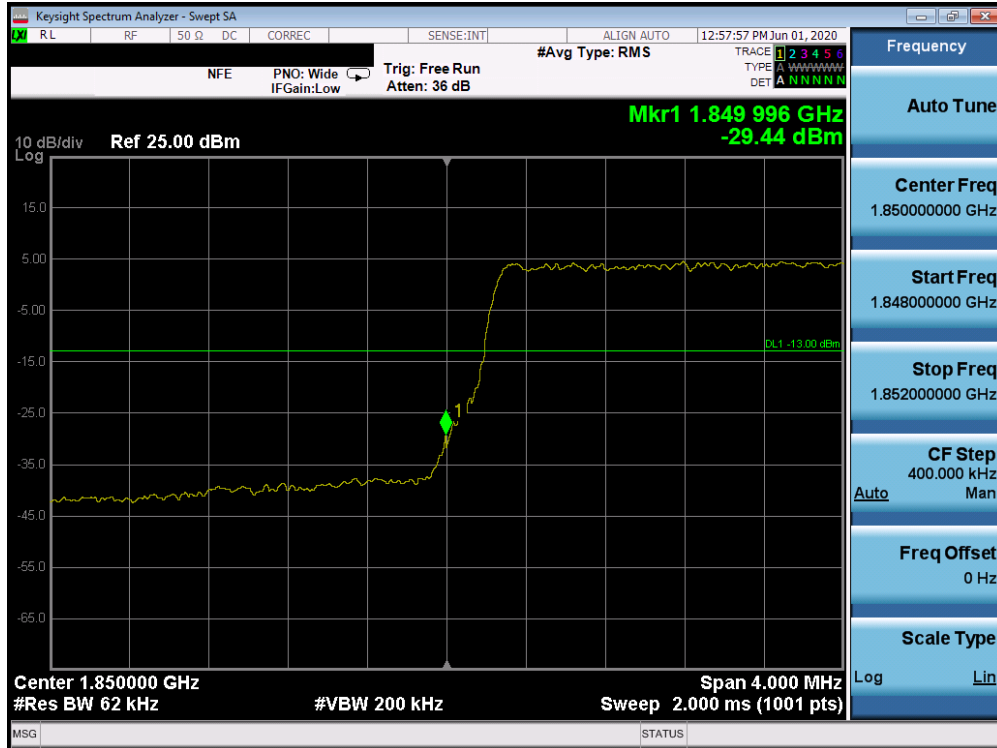


Plot 7-524. Upper Band Edge Plot (Band 25 - 3.0MHz QPSK - Full RB Configuration)

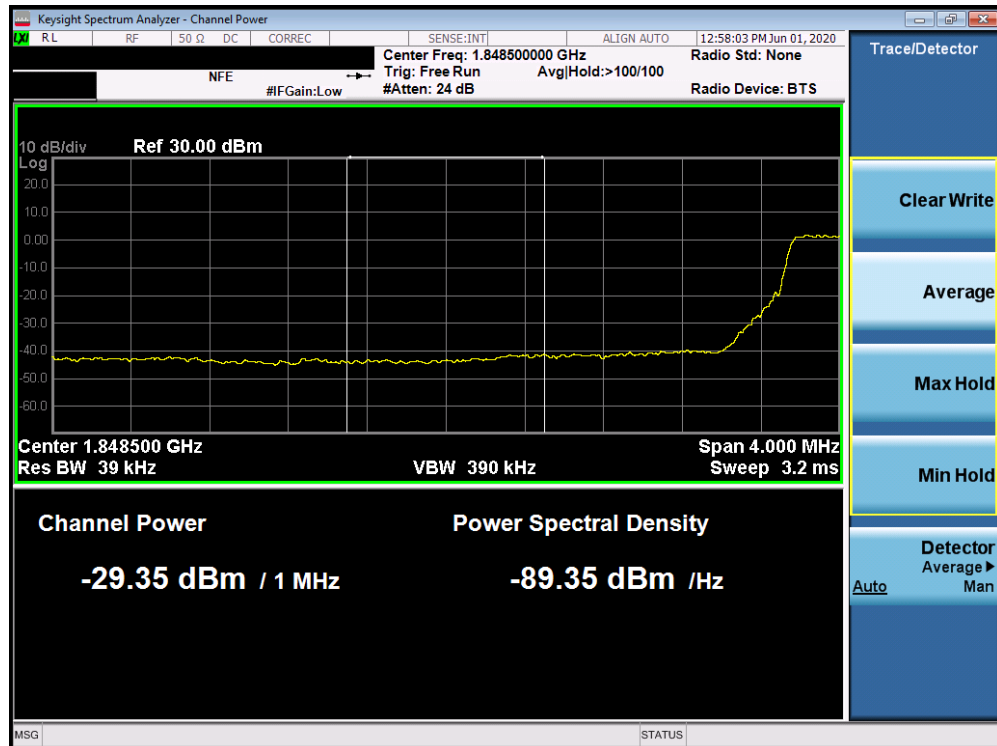


Plot 7-525. Upper Extended Band Edge Plot (Band 25 - 3.0MHz QPSK - Full RB Configuration)

FCC ID: A3LSMN981U	PCTEST Proud to be part of element	MEASUREMENT REPORT (CERTIFICATION)	SAMSUNG	Approved by: Quality Manager
Test Report S/N: 1M2005050081-03.A3L	Test Dates: 5/5 - 7/15/2020	EUT Type: Portable Handset		Page 292 of 485



Plot 7-526. Lower Band Edge Plot (Band 25/2 - 5.0MHz QPSK - Full RB Configuration)

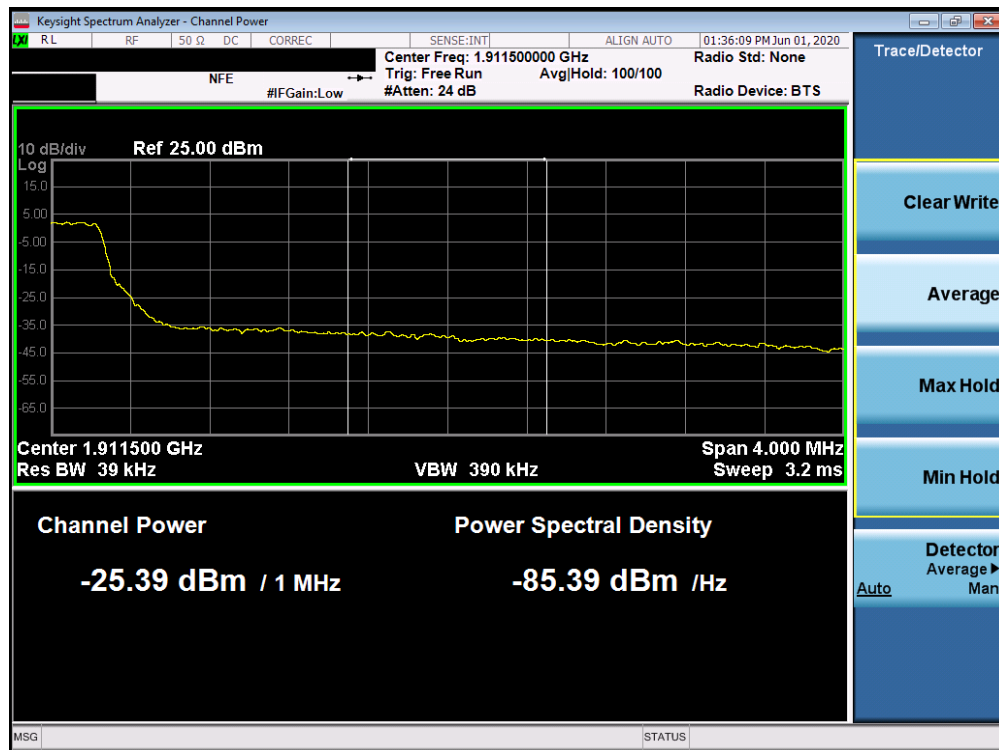


Plot 7-527. Lower Extended Band Edge Plot (Band 25/2 - 5.0MHz QPSK - Full RB Configuration)

FCC ID: A3LSMN981U	PCTEST Proud to be part of element	MEASUREMENT REPORT (CERTIFICATION)	SAMSUNG	Approved by: Quality Manager
Test Report S/N: 1M2005050081-03.A3L	Test Dates: 5/5 - 7/15/2020	EUT Type: Portable Handset		Page 293 of 485

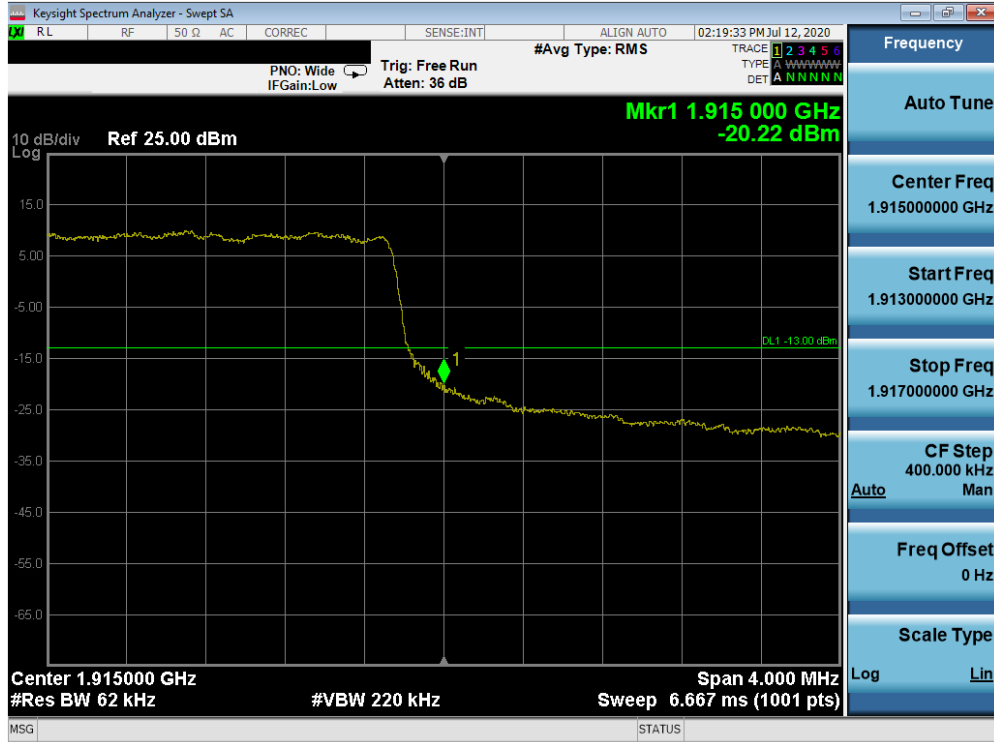


Plot 7-528. Upper Band Edge Plot (Band 2 - 5.0MHz QPSK - Full RB Configuration)

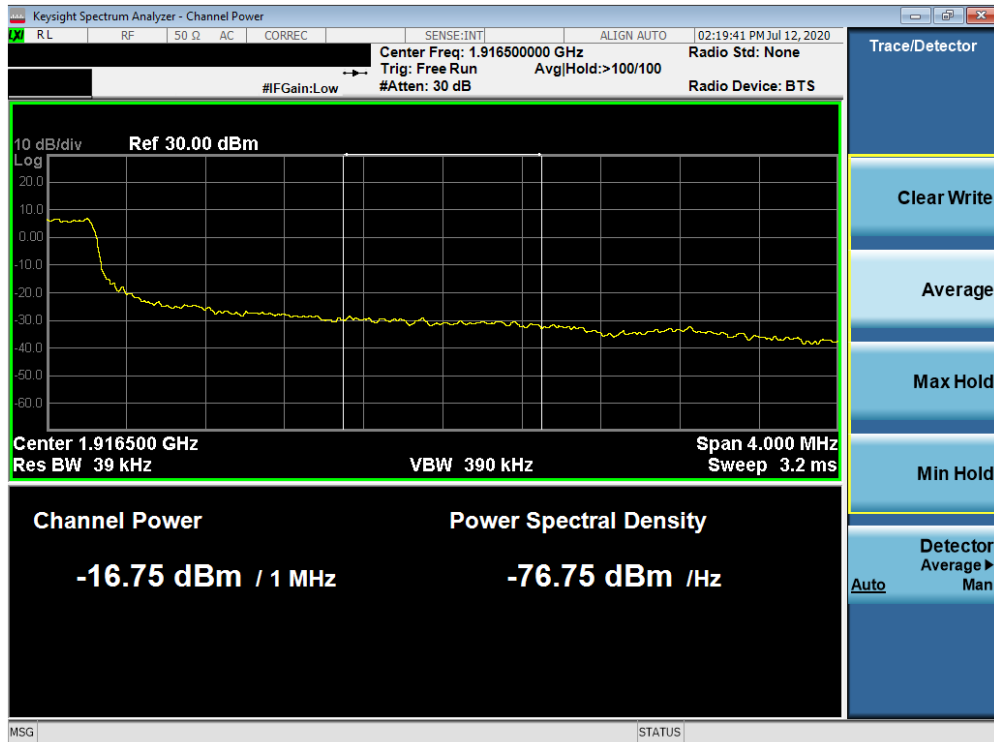


Plot 7-529. Upper Extended Band Edge Plot (Band 2 - 5.0MHz QPSK - Full RB Configuration)

FCC ID: A3LSMN981U	PCTEST Proud to be part of element	MEASUREMENT REPORT (CERTIFICATION)	SAMSUNG	Approved by: Quality Manager
Test Report S/N: 1M2005050081-03.A3L	Test Dates: 5/5 - 7/15/2020	EUT Type: Portable Handset		Page 294 of 485

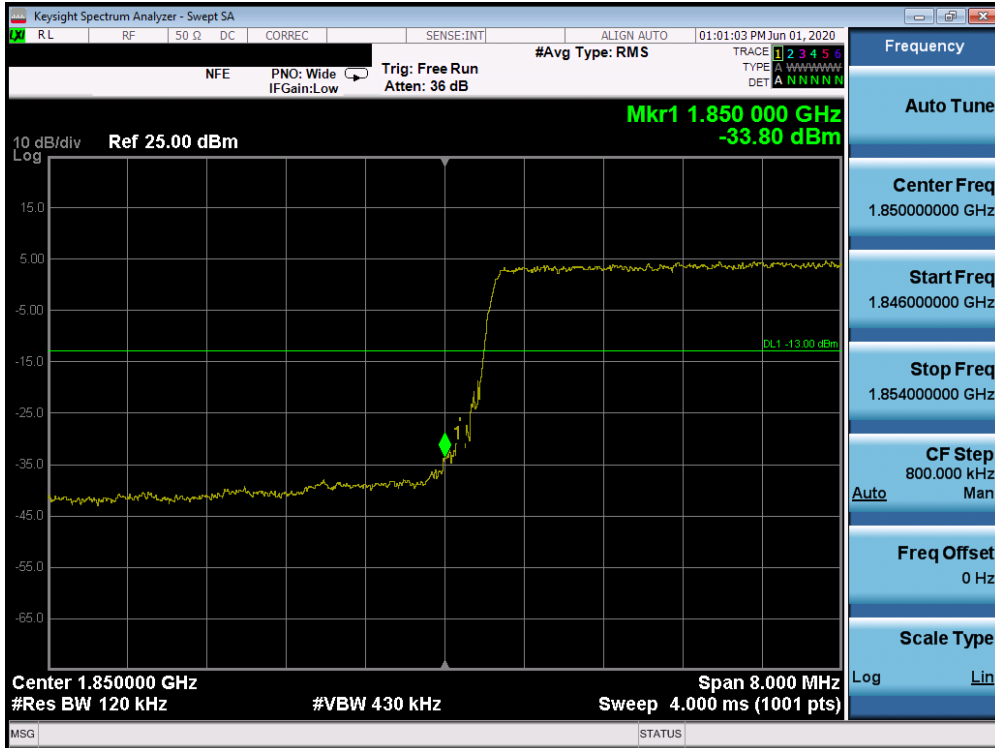


Plot 7-530. Upper Band Edge Plot (Band 25 - 5.0MHz QPSK - Full RB Configuration)

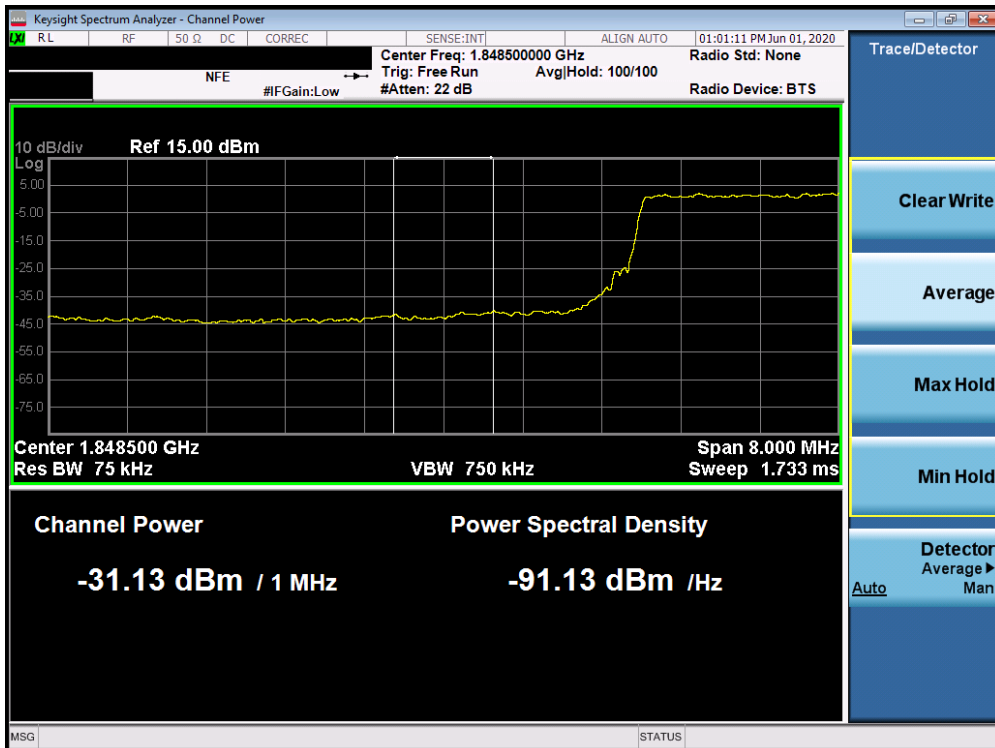


Plot 7-531. Upper Extended Band Edge Plot (Band 25 - 5.0MHz QPSK - Full RB Configuration)

FCC ID: A3LSMN981U	PCTEST Proud to be part of element	MEASUREMENT REPORT (CERTIFICATION)	SAMSUNG	Approved by: Quality Manager
Test Report S/N: 1M2005050081-03.A3L	Test Dates: 5/5 - 7/15/2020	EUT Type: Portable Handset		Page 295 of 485

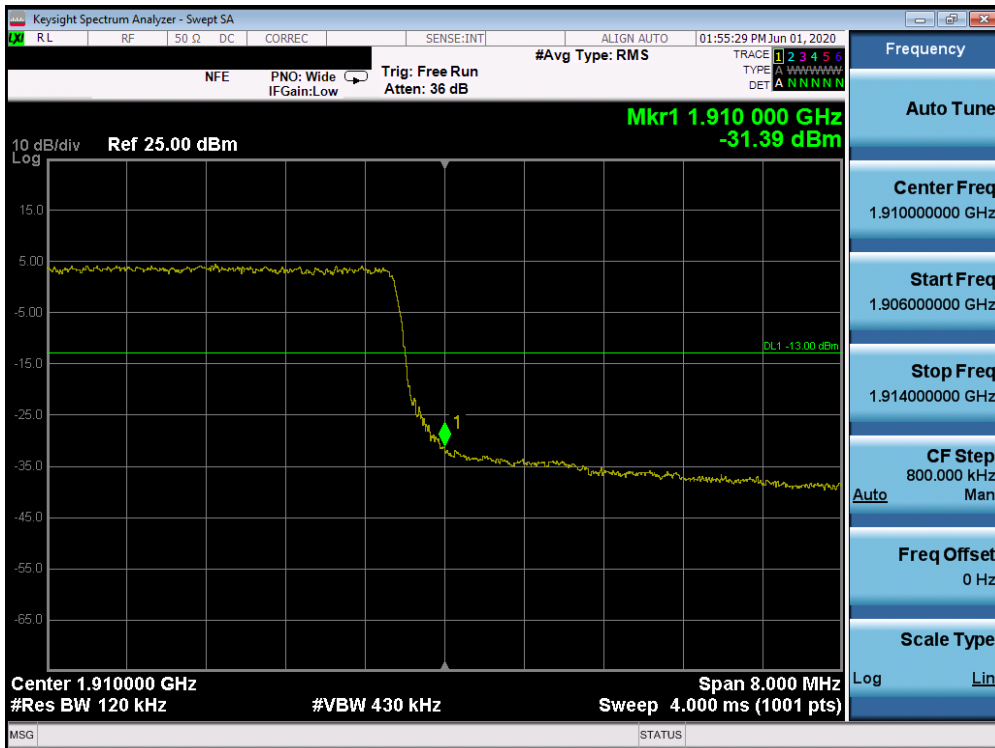


Plot 7-532. Lower Band Edge Plot (Band 25/2 - 10.0MHz QPSK - Full RB Configuration)

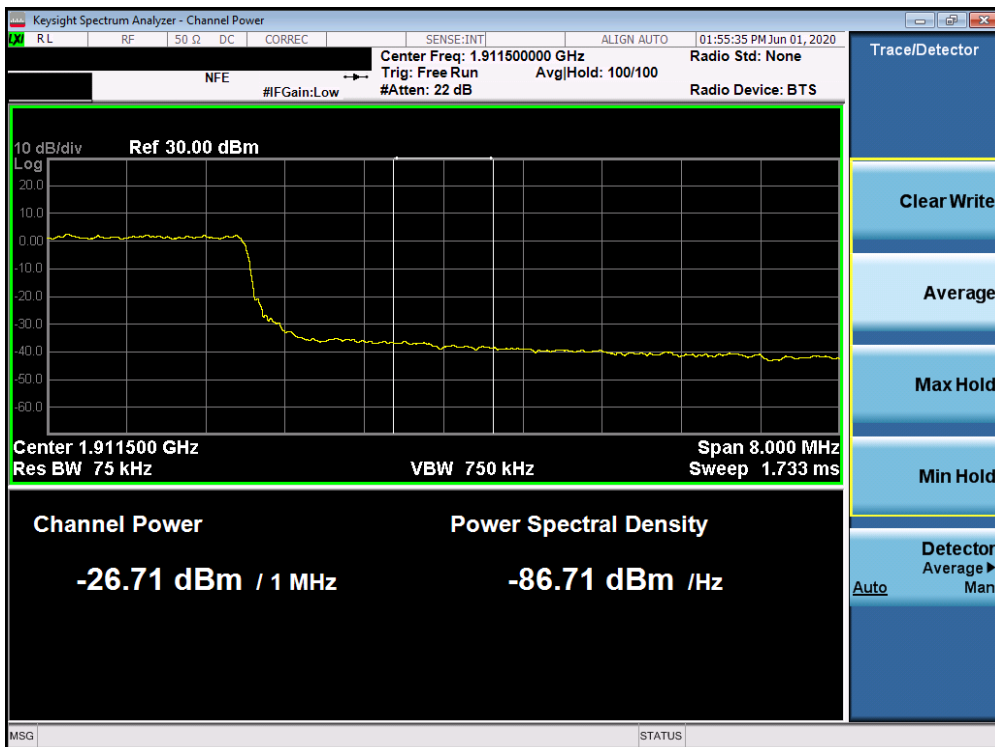


Plot 7-533. Lower Extended Band Edge Plot (Band 25/2 - 10.0MHz QPSK - Full RB Configuration)

FCC ID: A3LSMN981U	PCTEST Proud to be part of element	MEASUREMENT REPORT (CERTIFICATION)	SAMSUNG	Approved by: Quality Manager
Test Report S/N: 1M2005050081-03.A3L	Test Dates: 5/5 - 7/15/2020	EUT Type: Portable Handset		Page 296 of 485



Plot 7-534. Upper Band Edge Plot (Band 2 - 10.0MHz QPSK - Full RB Configuration)

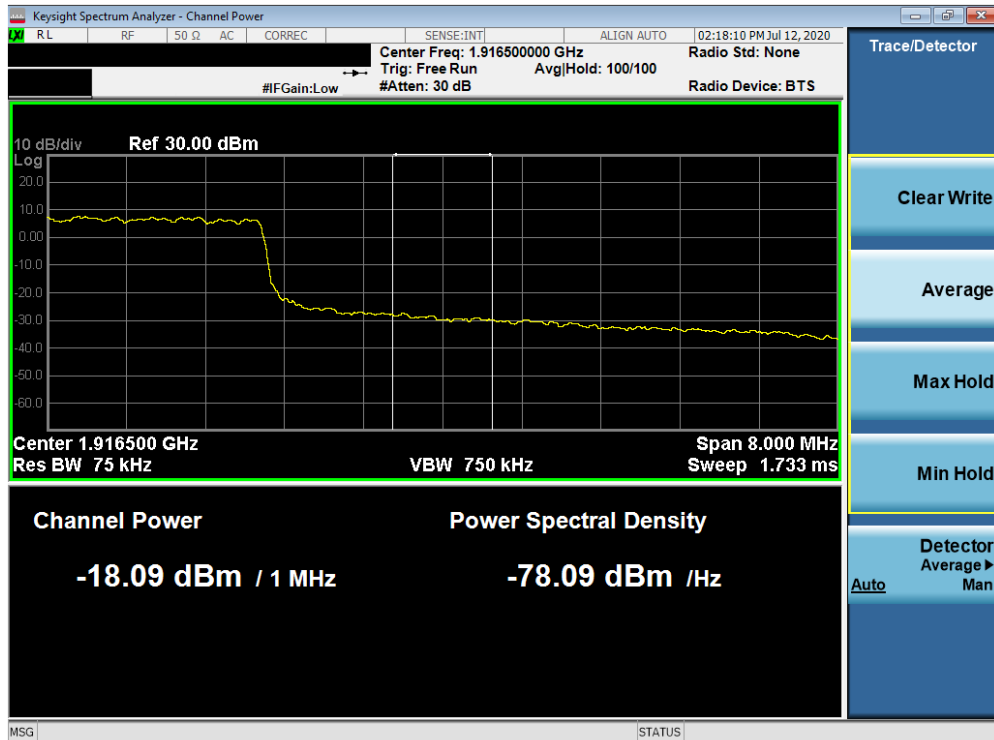


Plot 7-535. Upper Extended Band Edge Plot (Band 2 - 10.0MHz QPSK - Full RB Configuration)

FCC ID: A3LSMN981U	PCTEST Proud to be part of element	MEASUREMENT REPORT (CERTIFICATION)	SAMSUNG	Approved by: Quality Manager
Test Report S/N: 1M2005050081-03.A3L	Test Dates: 5/5 - 7/15/2020	EUT Type: Portable Handset		Page 297 of 485

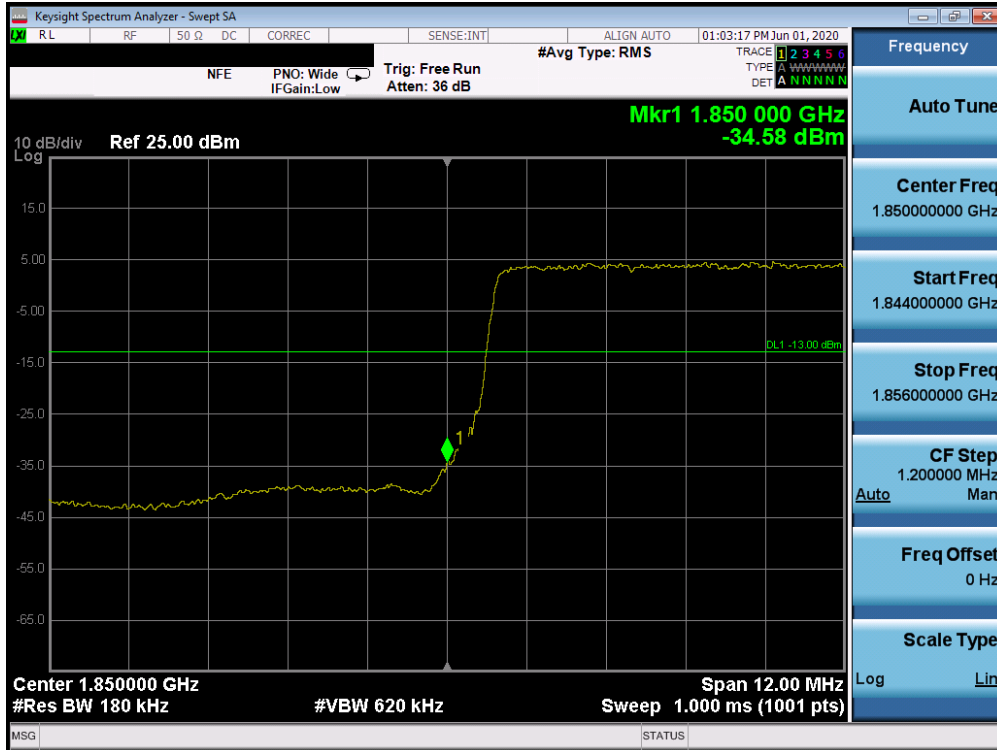


Plot 7-536. Upper Band Edge Plot (Band 25 - 10.0MHz QPSK - Full RB Configuration)

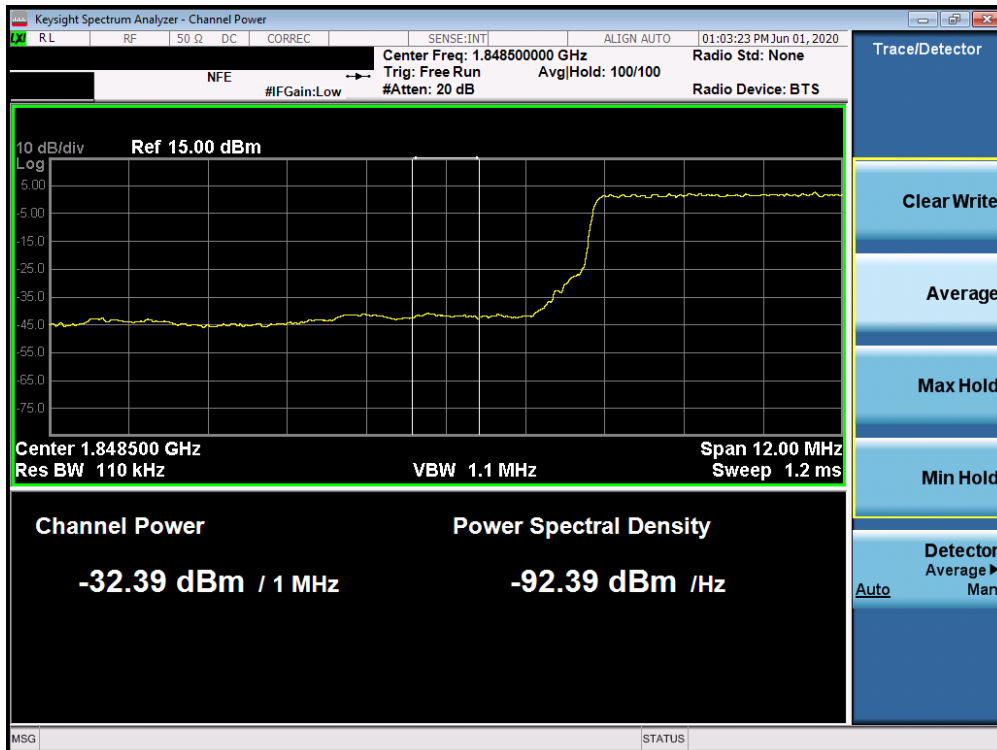


Plot 7-537. Upper Extended Band Edge Plot (Band 25 - 10.0MHz QPSK - Full RB Configuration)

FCC ID: A3LSMN981U	PCTEST Proud to be part of element	MEASUREMENT REPORT (CERTIFICATION)	SAMSUNG	Approved by: Quality Manager
Test Report S/N: 1M2005050081-03.A3L	Test Dates: 5/5 - 7/15/2020	EUT Type: Portable Handset		Page 298 of 485

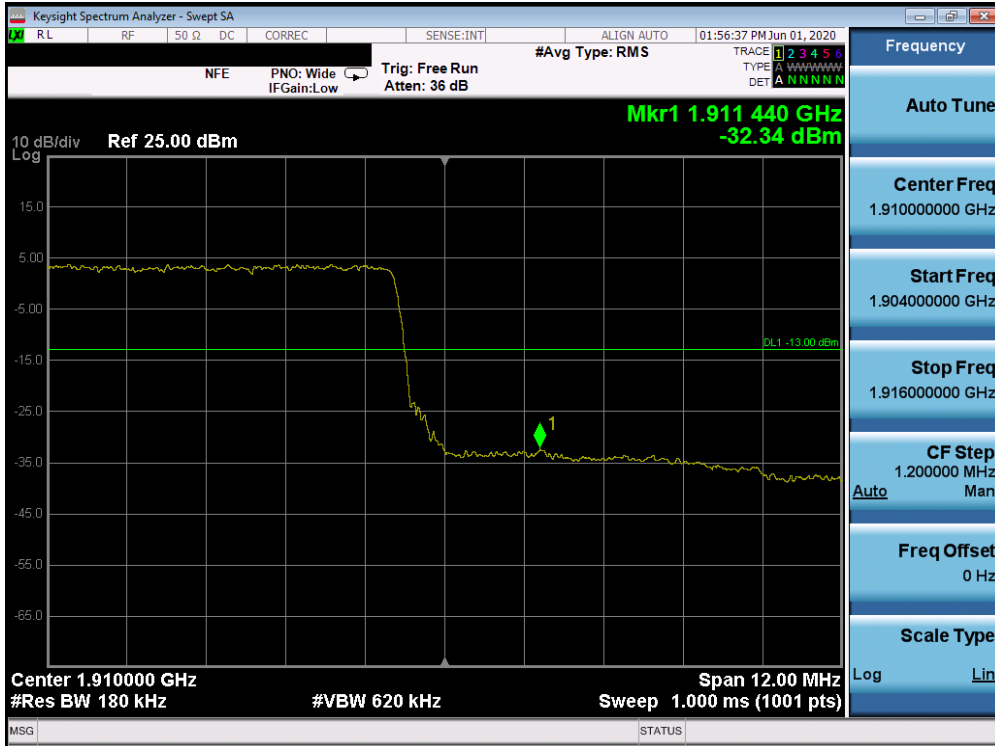


Plot 7-538. Lower Band Edge Plot (Band 25/2 - 15.0MHz QPSK - Full RB Configuration)

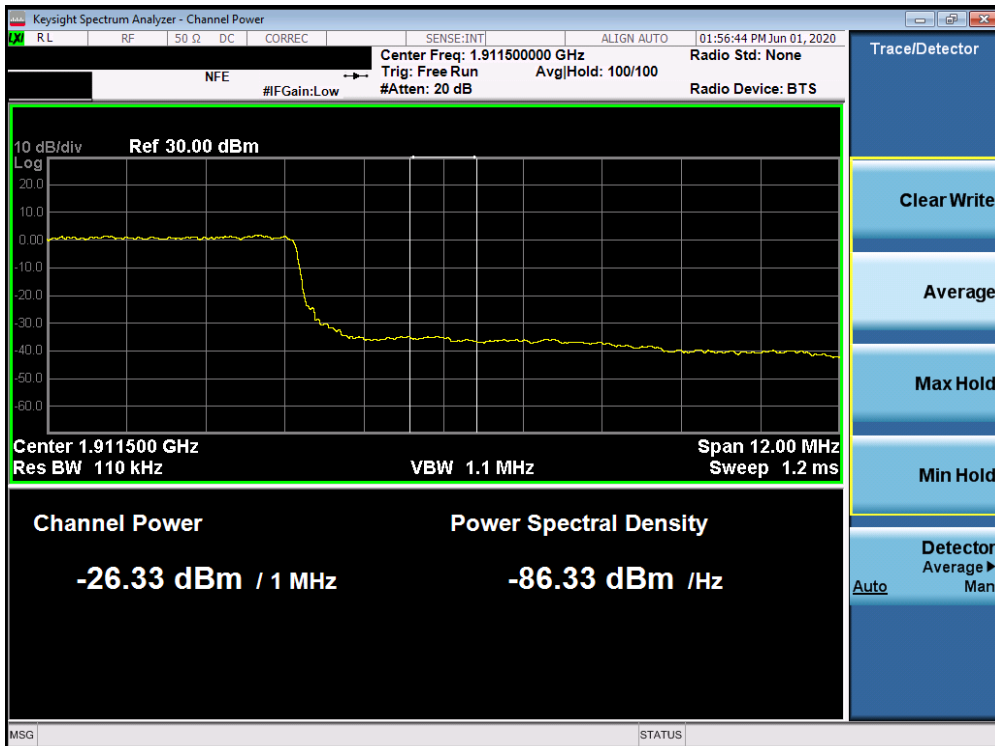


Plot 7-539. Lower Extended Band Edge Plot (Band 25/2 - 15.0MHz QPSK - Full RB Configuration)

FCC ID: A3LSMN981U	PCTEST Proud to be part of element	MEASUREMENT REPORT (CERTIFICATION)	SAMSUNG	Approved by: Quality Manager
Test Report S/N: 1M2005050081-03.A3L	Test Dates: 5/5 - 7/15/2020	EUT Type: Portable Handset		Page 299 of 485



Plot 7-540. Upper Band Edge Plot (Band 2 - 15.0MHz QPSK - Full RB Configuration)

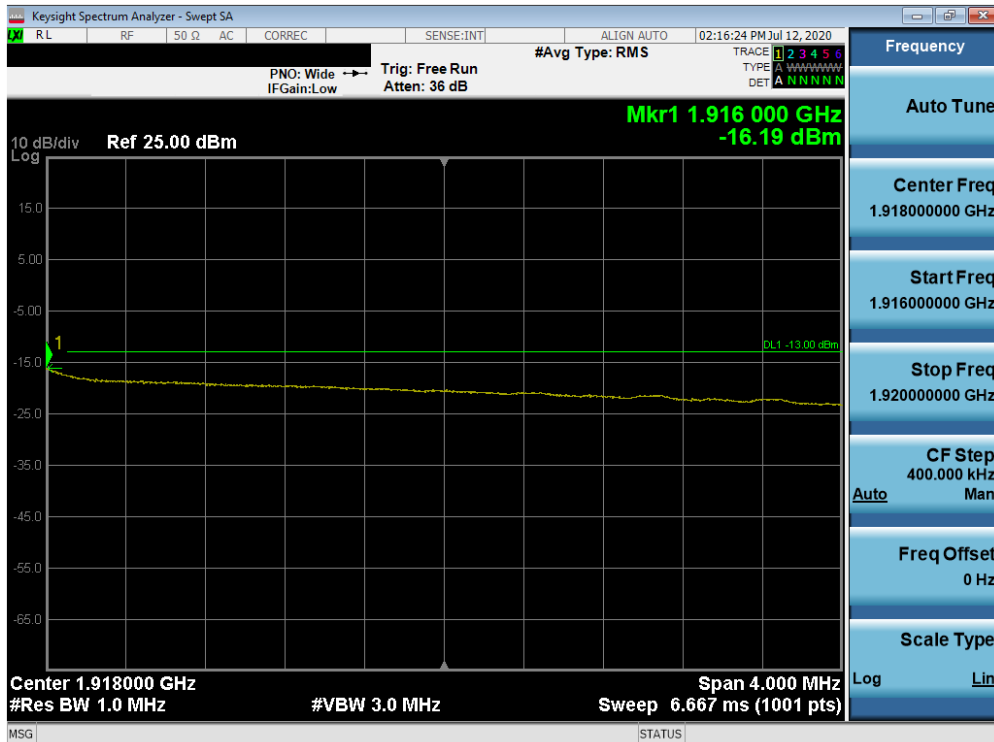


Plot 7-541. Upper Extended Band Edge Plot (Band 2 - 15.0MHz QPSK - Full RB Configuration)

FCC ID: A3LSMN981U	PCTEST Proud to be part of element	MEASUREMENT REPORT (CERTIFICATION)	SAMSUNG	Approved by: Quality Manager
Test Report S/N: 1M2005050081-03.A3L	Test Dates: 5/5 - 7/15/2020	EUT Type: Portable Handset		Page 300 of 485

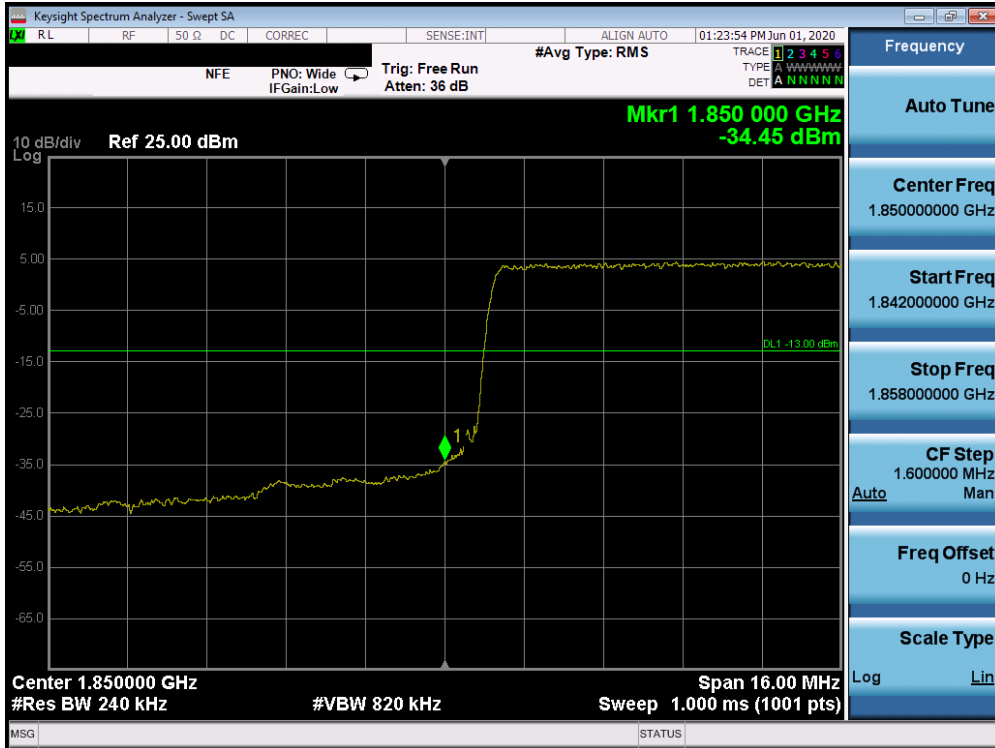


Plot 7-542. Upper Band Edge Plot (Band 25 - 15.0MHz QPSK - Full RB Configuration)

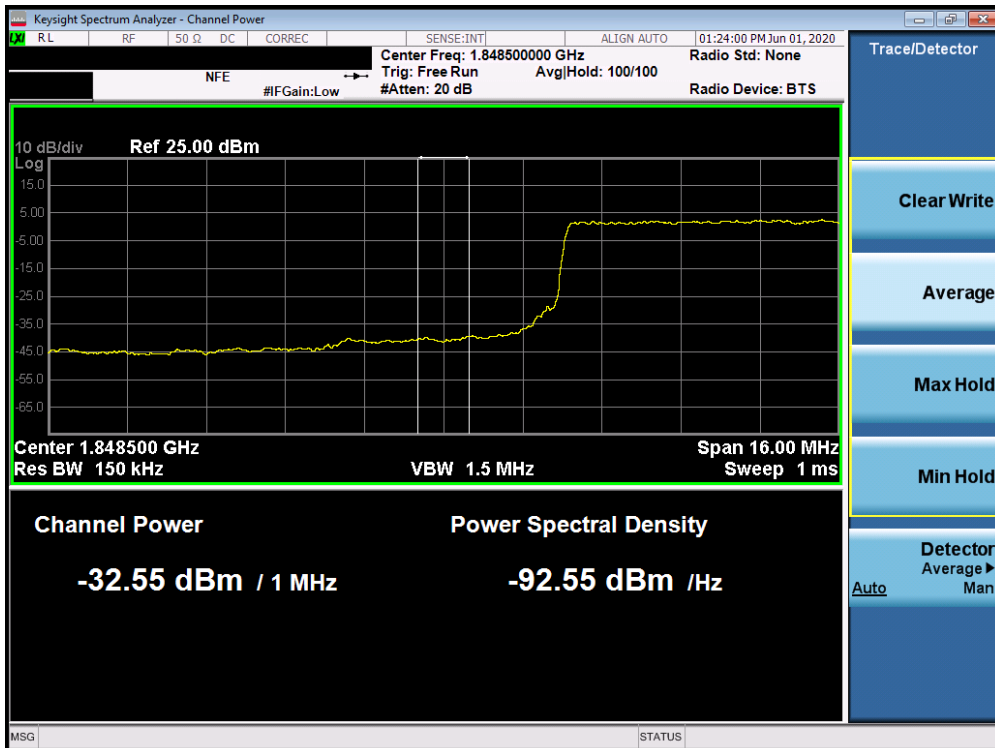


Plot 7-543. Upper Extended Band Edge Plot (Band 25 - 15.0MHz QPSK - Full RB Configuration)

FCC ID: A3LSMN981U	PCTEST Proud to be part of element	MEASUREMENT REPORT (CERTIFICATION)	SAMSUNG	Approved by: Quality Manager
Test Report S/N: 1M2005050081-03.A3L	Test Dates: 5/5 - 7/15/2020	EUT Type: Portable Handset		Page 301 of 485

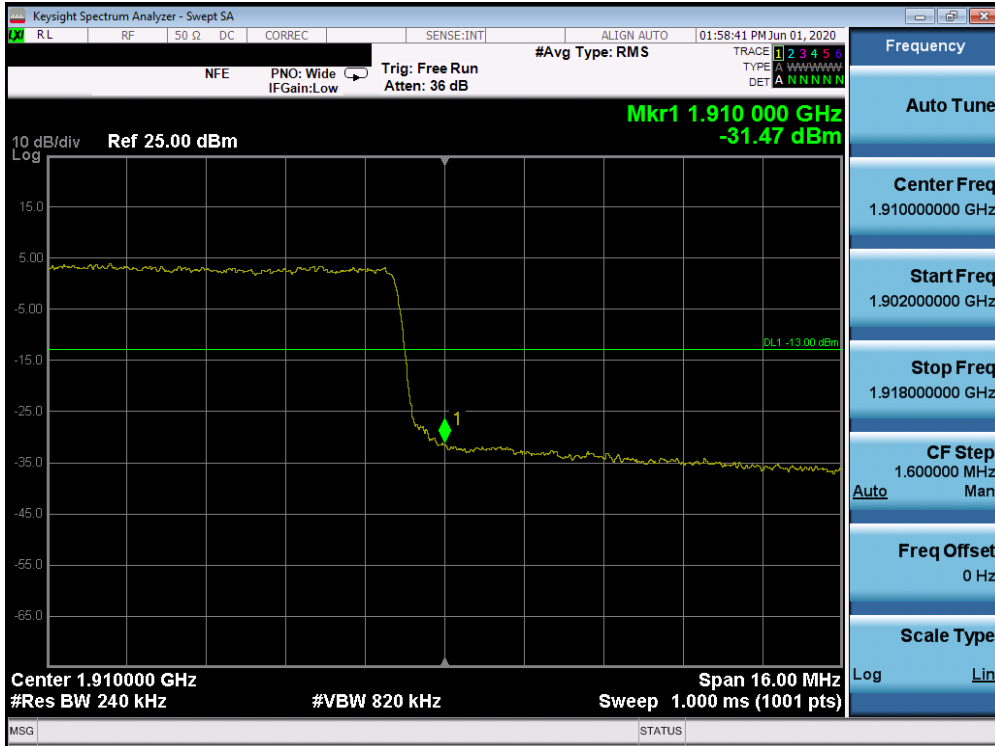


Plot 7-544. Lower Band Edge Plot (Band 25/2 - 20.0MHz QPSK - Full RB Configuration)

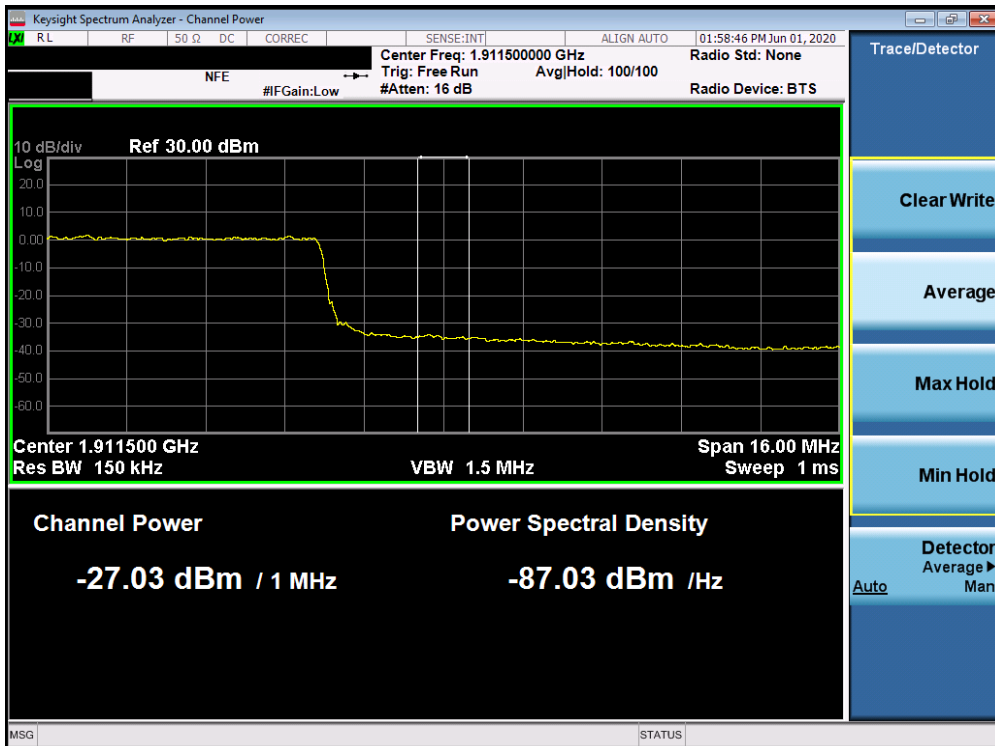


Plot 7-545. Lower Extended Band Edge Plot (Band 25/2 - 20.0MHz QPSK - Full RB Configuration)

FCC ID: A3LSMN981U	PCTEST Proud to be part of element	MEASUREMENT REPORT (CERTIFICATION)	SAMSUNG	Approved by: Quality Manager
Test Report S/N: 1M2005050081-03.A3L	Test Dates: 5/5 - 7/15/2020	EUT Type: Portable Handset		Page 302 of 485



Plot 7-546. Upper Band Edge Plot (Band 2 - 20.0MHz QPSK - Full RB Configuration)

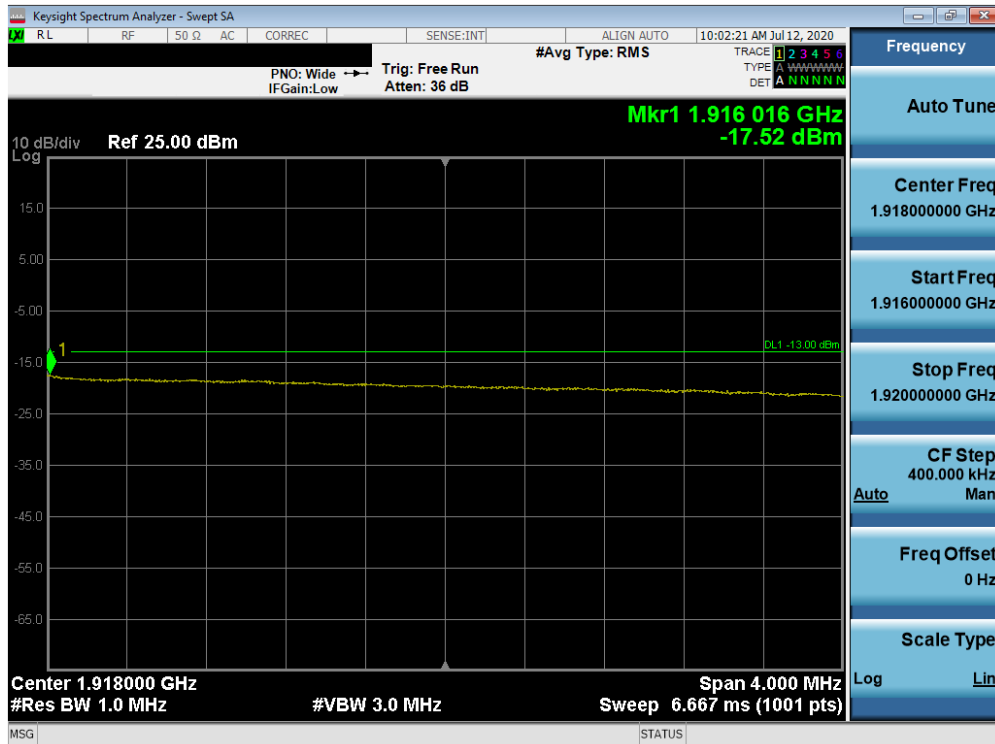


Plot 7-547. Upper Extended Band Edge Plot (Band 2 - 20.0MHz QPSK - Full RB Configuration)

FCC ID: A3LSMN981U	PCTEST Proud to be part of element	MEASUREMENT REPORT (CERTIFICATION)	SAMSUNG	Approved by: Quality Manager
Test Report S/N: 1M2005050081-03.A3L	Test Dates: 5/5 - 7/15/2020	EUT Type: Portable Handset		Page 303 of 485



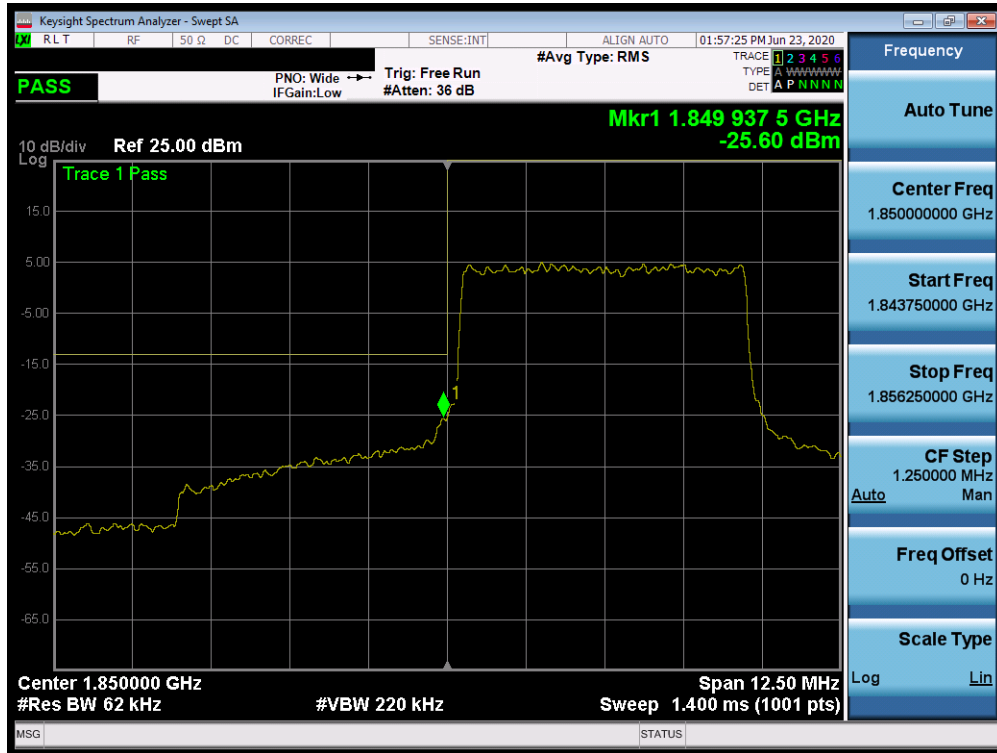
Plot 7-548. Upper Band Edge Plot (Band 25 - 20.0MHz QPSK - Full RB Configuration)



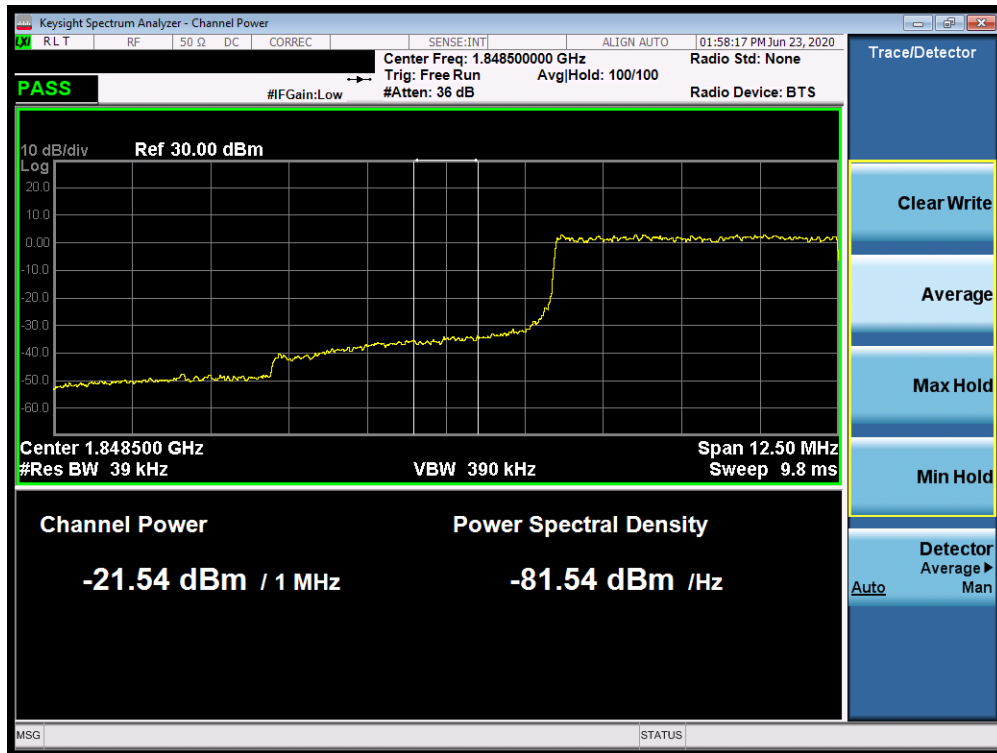
Plot 7-549. Upper Extended Band Edge Plot (Band 25 - 20.0MHz QPSK - Full RB Configuration)

FCC ID: A3LSMN981U		MEASUREMENT REPORT (CERTIFICATION)		Approved by: Quality Manager
Test Report S/N: 1M2005050081-03.A3L	Test Dates: 5/5 - 7/15/2020	EUT Type: Portable Handset		Page 304 of 485

NR Band n25/2



Plot 7-550. Lower Band Edge Plot (n25/2 - 5MHz DFT-s-OFDM-QPSK - Full RB Configuration)

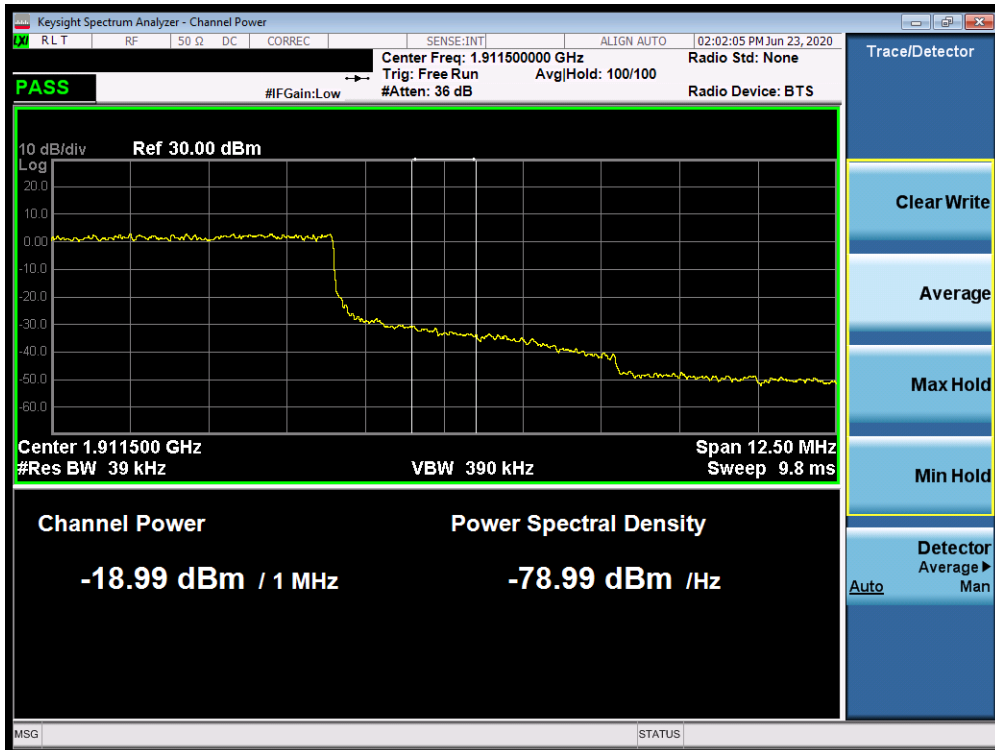


Plot 7-551. Lower Extended Band Edge Plot (n25/2 - 5MHz DFT-s-OFDM-QPSK - Full RB Configuration)

FCC ID: A3LSMN981U	PCTEST Proud to be part of element	MEASUREMENT REPORT (CERTIFICATION)	SAMSUNG	Approved by: Quality Manager
Test Report S/N: 1M2005050081-03.A3L	Test Dates: 5/5 - 7/15/2020	EUT Type: Portable Handset		Page 305 of 485



Plot 7-552. Upper Band Edge Plot (n2 - 5MHz DFT-s-OFDM-QPSK - Full RB Configuration)

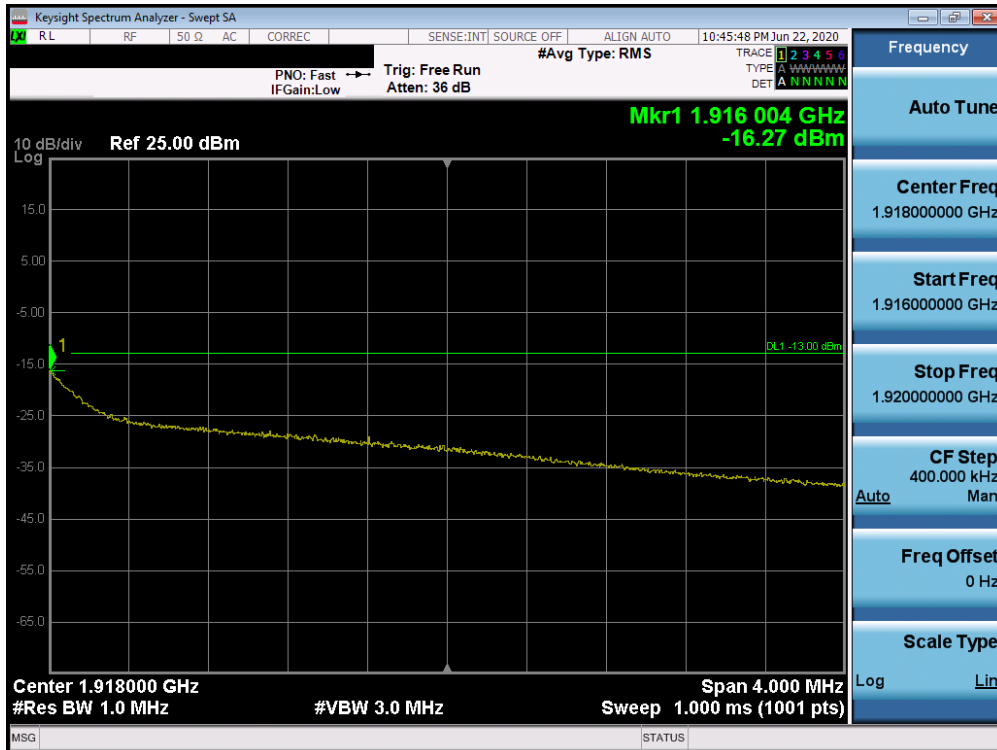


Plot 7-553. Upper Extended Band Edge Plot (n2 - 5MHz DFT-s-OFDM-QPSK - Full RB Configuration)

FCC ID: A3LSMN981U	PCTEST Proud to be part of element	MEASUREMENT REPORT (CERTIFICATION)	SAMSUNG	Approved by: Quality Manager
Test Report S/N: 1M2005050081-03.A3L	Test Dates: 5/5 - 7/15/2020	EUT Type: Portable Handset		Page 306 of 485

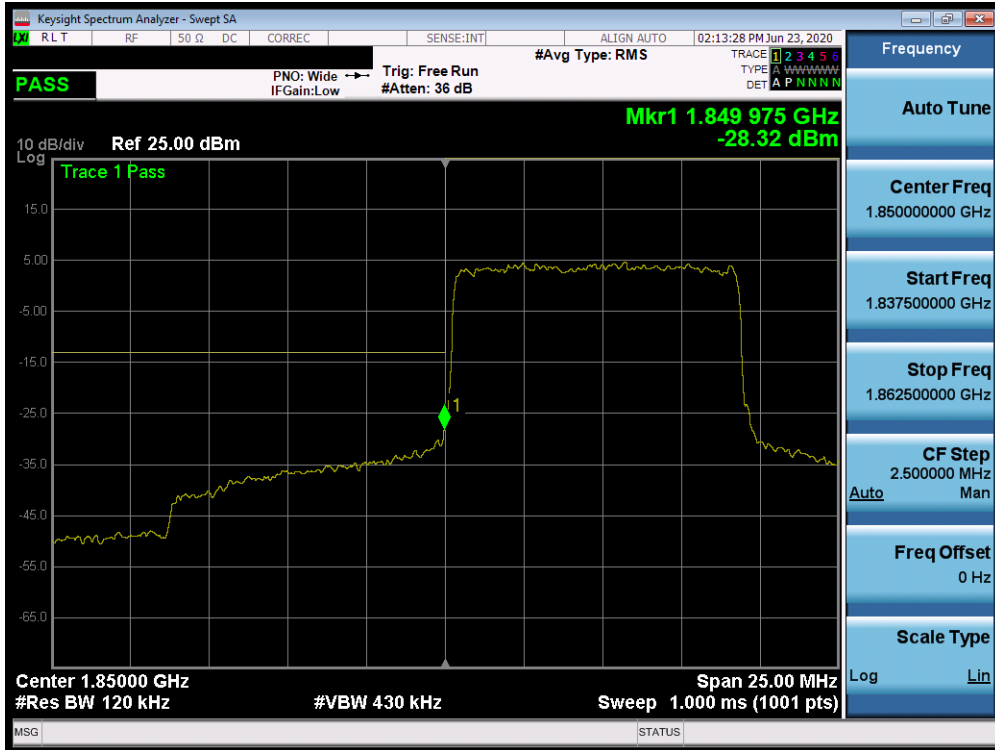


Plot 7-554. Upper Band Edge Plot (n25 - 5MHz DFT-s-OFDM-QPSK - Full RB Configuration)

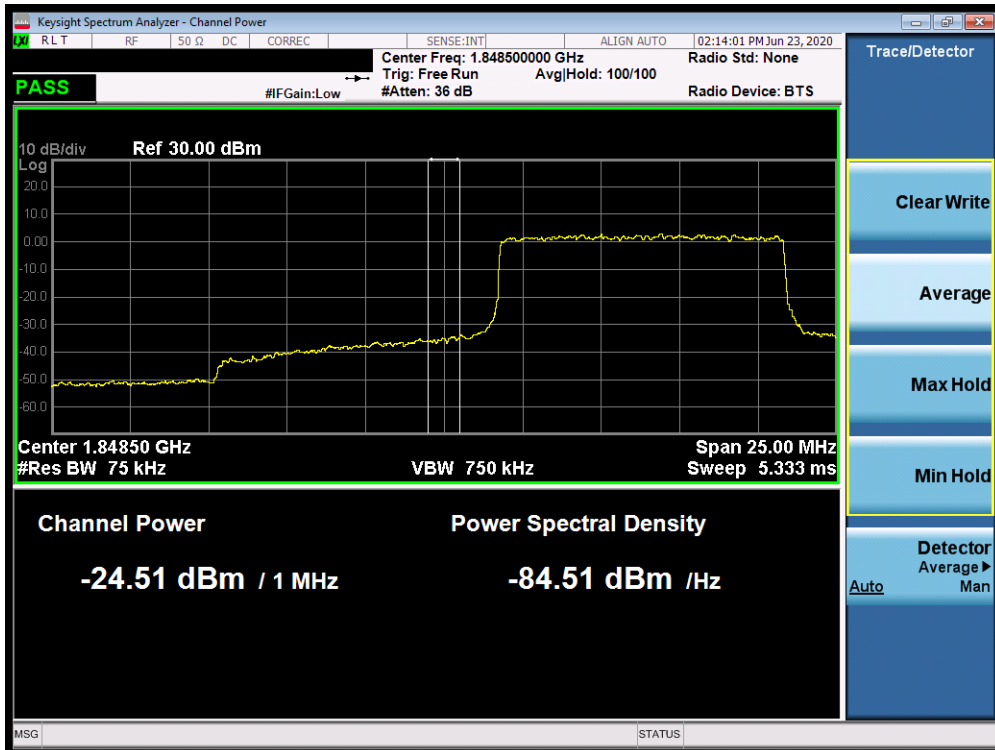


Plot 7-555. Upper Extended Band Edge Plot (n25 - 5MHz DFT-s-OFDM-QPSK - Full RB Configuration)

FCC ID: A3LSMN981U	PCTEST Proud to be part of element	MEASUREMENT REPORT (CERTIFICATION)	SAMSUNG	Approved by: Quality Manager
Test Report S/N: 1M2005050081-03.A3L	Test Dates: 5/5 - 7/15/2020	EUT Type: Portable Handset		Page 307 of 485



Plot 7-556. Lower Band Edge Plot (n25/2 - 10MHz DFT-s-OFDM-QPSK - Full RB Configuration)

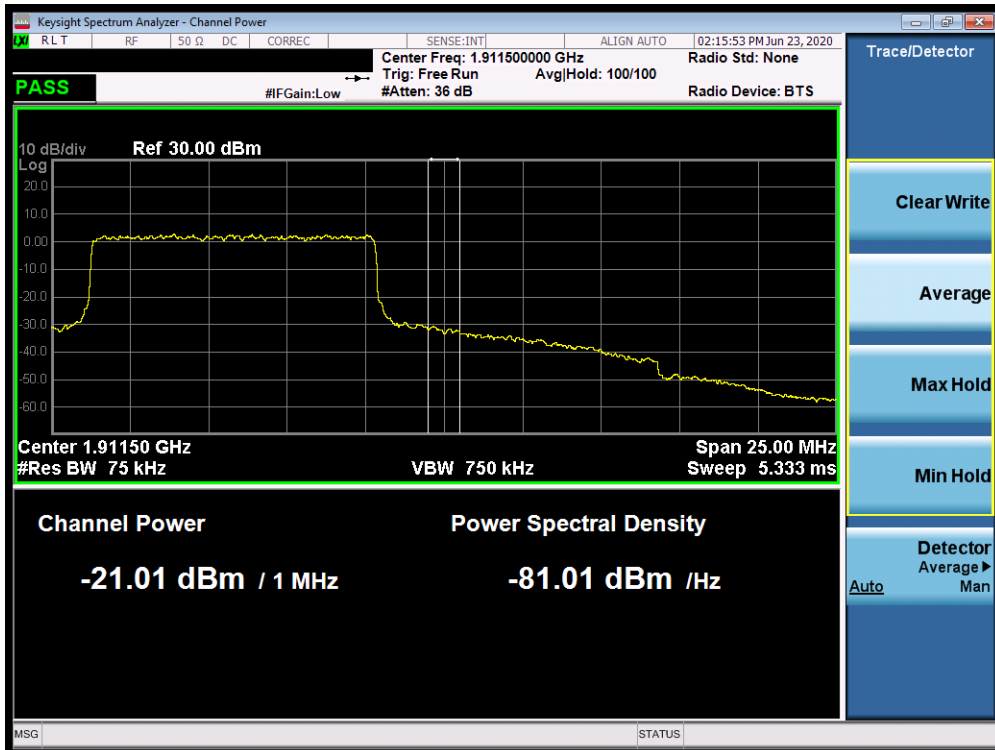


Plot 7-557. Lower Extended Band Edge Plot (n25/2 - 10MHz DFT-s-OFDM-QPSK - Full RB Configuration)

FCC ID: A3LSMN981U	PCTEST Proud to be part of element	MEASUREMENT REPORT (CERTIFICATION)	SAMSUNG	Approved by: Quality Manager
Test Report S/N: 1M2005050081-03.A3L	Test Dates: 5/5 - 7/15/2020	EUT Type: Portable Handset		Page 308 of 485



Plot 7-558. Upper Band Edge Plot (n2 - 10MHz DFT-s-OFDM-QPSK - Full RB Configuration)

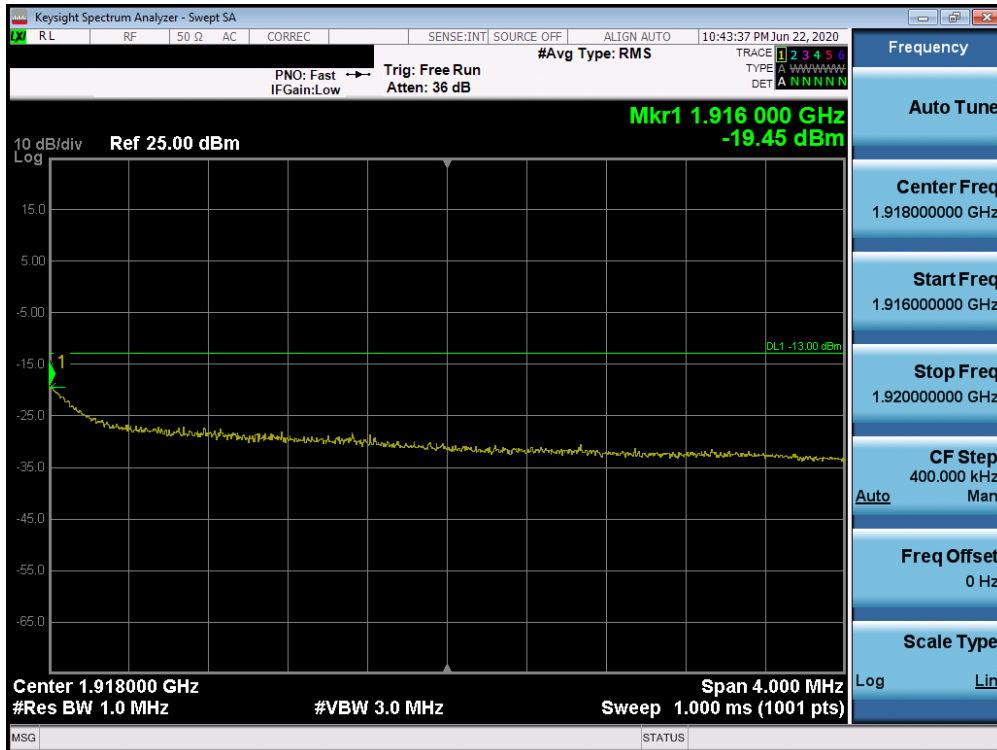


Plot 7-559. Upper Extended Band Edge Plot (n2 - 10MHz DFT-s-OFDM-QPSK - Full RB Configuration)

FCC ID: A3LSMN981U	PCTEST Proud to be part of element	MEASUREMENT REPORT (CERTIFICATION)	SAMSUNG	Approved by: Quality Manager
Test Report S/N: 1M2005050081-03.A3L	Test Dates: 5/5 - 7/15/2020	EUT Type: Portable Handset		Page 309 of 485



Plot 7-560. Upper Band Edge Plot (n25 - 10MHz DFT-s-OFDM-QPSK - Full RB Configuration)

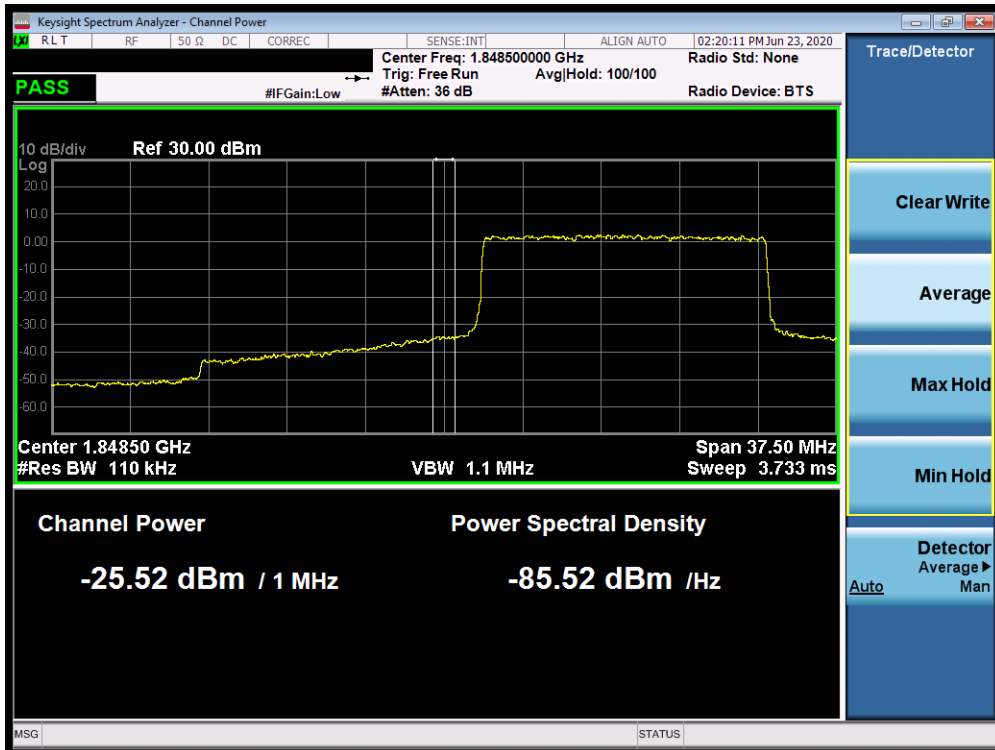


Plot 7-561. Upper Extended Band Edge Plot (n25 - 10MHz DFT-s-OFDM-QPSK - Full RB Configuration)

FCC ID: A3LSMN981U	PCTEST Proud to be part of element	MEASUREMENT REPORT (CERTIFICATION)	SAMSUNG	Approved by: Quality Manager
Test Report S/N: 1M2005050081-03.A3L	Test Dates: 5/5 - 7/15/2020	EUT Type: Portable Handset		Page 310 of 485

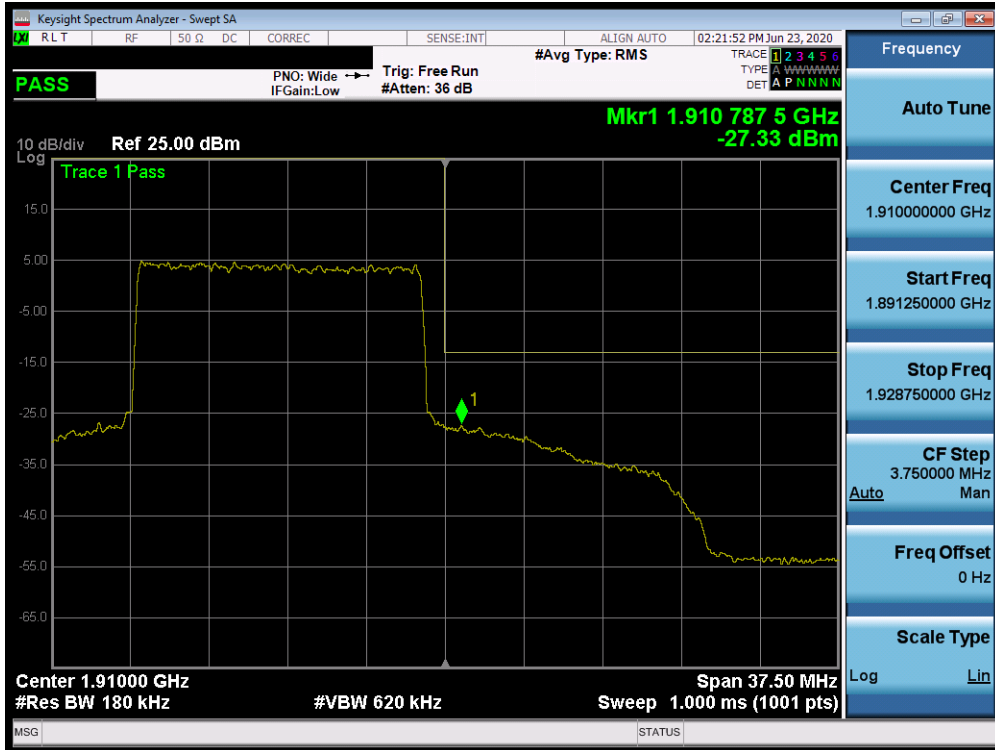


Plot 7-562. Lower Band Edge Plot (n25/2 - 15MHz DFT-s-OFDM-QPSK - Full RB Configuration)

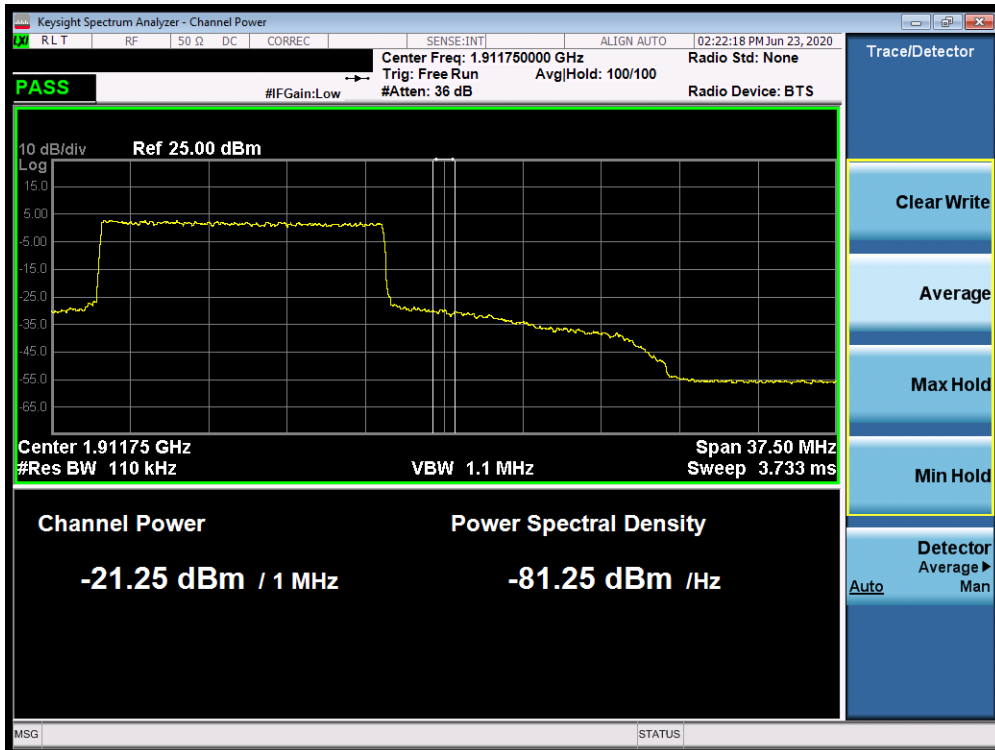


Plot 7-563. Lower Extended Band Edge Plot (n25/2 - 15MHz DFT-s-OFDM-QPSK - Full RB Configuration)

FCC ID: A3LSMN981U	PCTEST Proud to be part of element	MEASUREMENT REPORT (CERTIFICATION)	SAMSUNG	Approved by: Quality Manager
Test Report S/N: 1M2005050081-03.A3L	Test Dates: 5/5 - 7/15/2020	EUT Type: Portable Handset		Page 311 of 485



Plot 7-564. Upper Band Edge Plot (n2 - 15MHz DFT-s-OFDM-QPSK - Full RB Configuration)

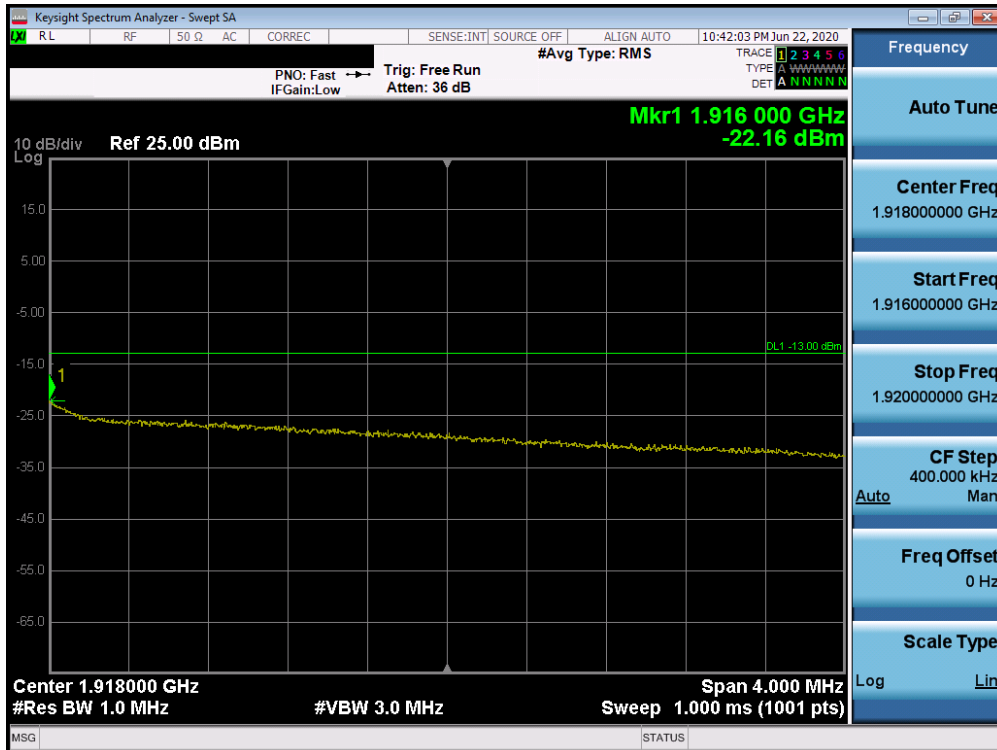


Plot 7-565. Upper Extended Band Edge Plot (n2- 15MHz DFT-s-OFDM-QPSK - Full RB Configuration)

FCC ID: A3LSMN981U	PCTEST Proud to be part of element	MEASUREMENT REPORT (CERTIFICATION)	SAMSUNG	Approved by: Quality Manager
Test Report S/N: 1M2005050081-03.A3L	Test Dates: 5/5 - 7/15/2020	EUT Type: Portable Handset		Page 312 of 485

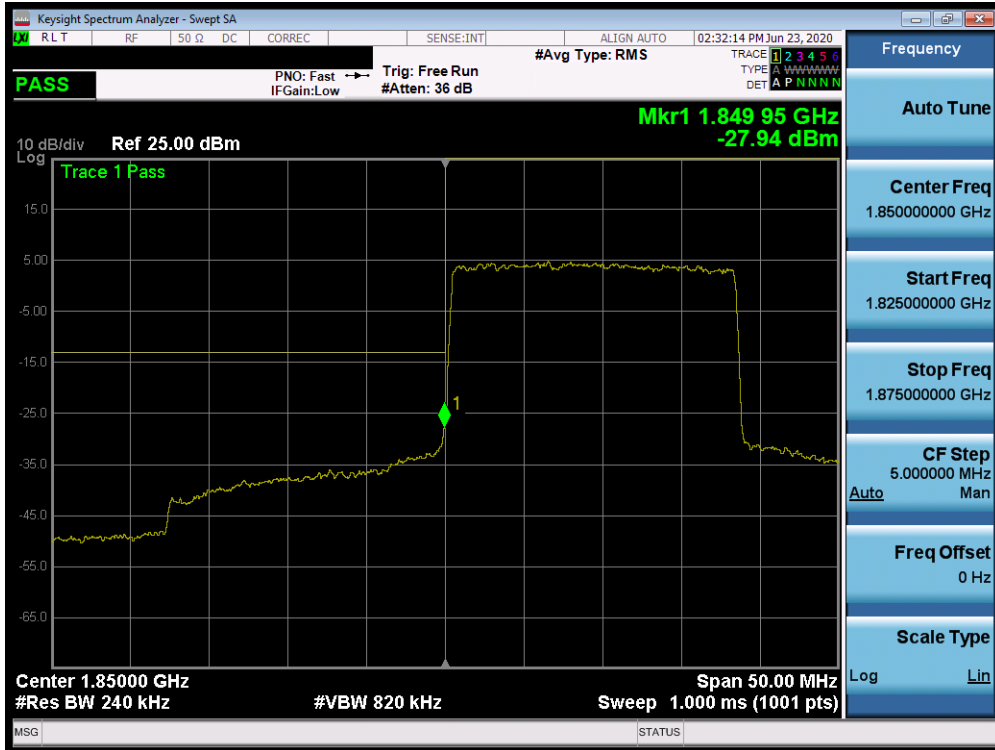


Plot 7-566. Upper Band Edge Plot (n25 - 15MHz DFT-s-OFDM-QPSK - Full RB Configuration)

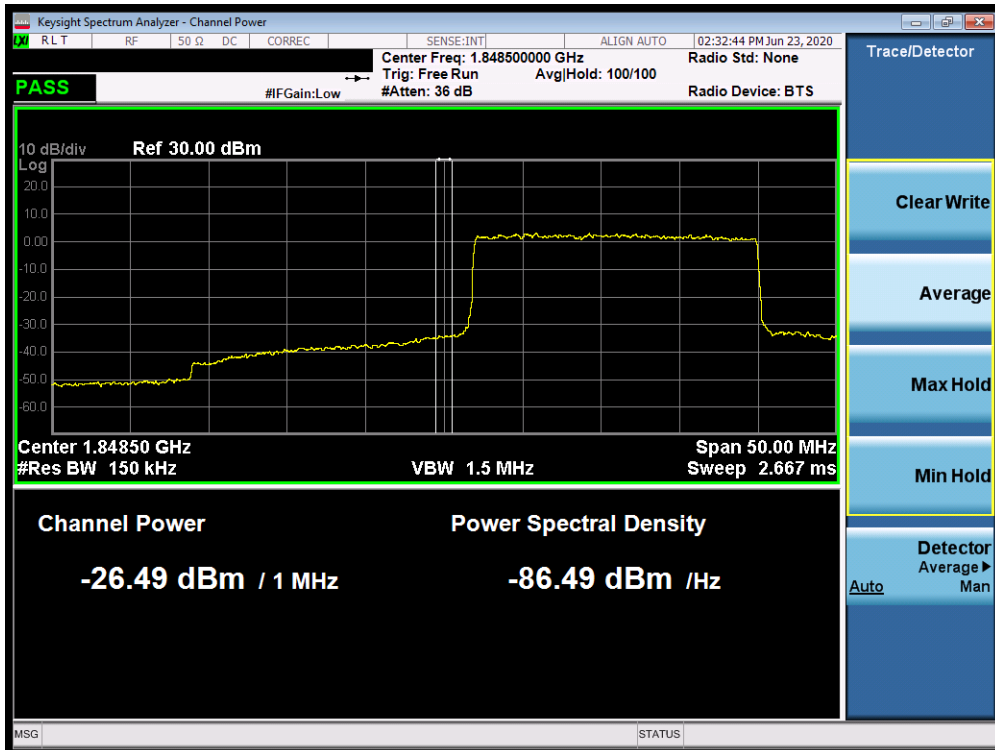


Plot 7-567. Upper Extended Band Edge Plot (n25- 15MHz DFT-s-OFDM-QPSK - Full RB Configuration)

FCC ID: A3LSMN981U	PCTEST Proud to be part of element	MEASUREMENT REPORT (CERTIFICATION)	SAMSUNG	Approved by: Quality Manager
Test Report S/N: 1M2005050081-03.A3L	Test Dates: 5/5 - 7/15/2020	EUT Type: Portable Handset		Page 313 of 485

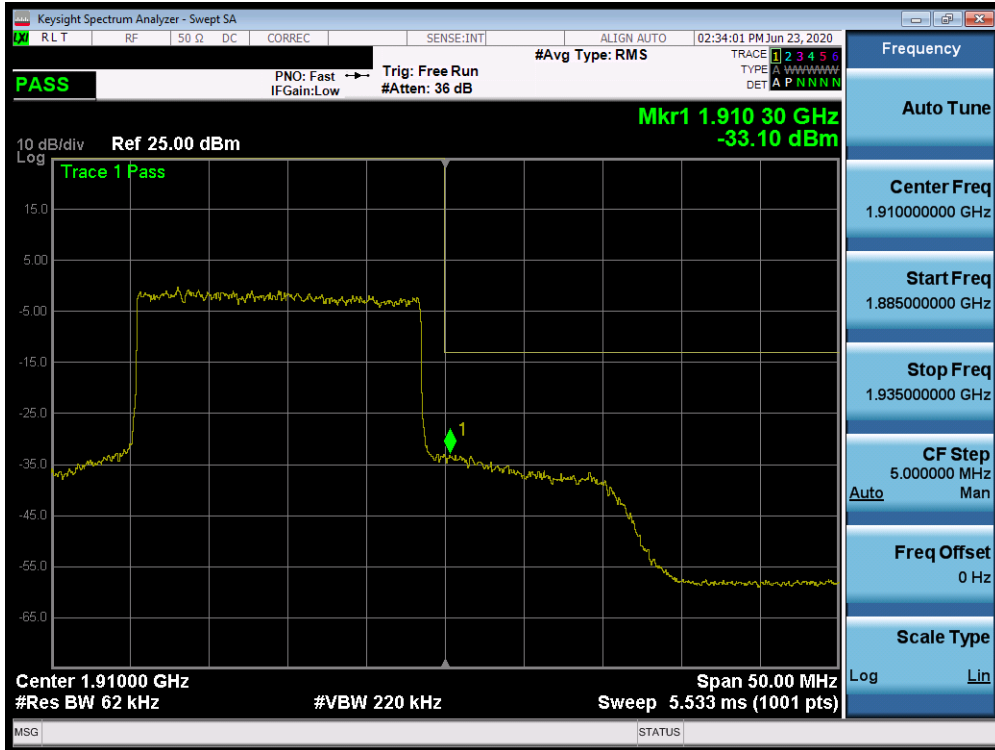


Plot 7-568. Lower Band Edge Plot (n25/2 - 20MHz DFT-s-OFDM-QPSK - Full RB Configuration)

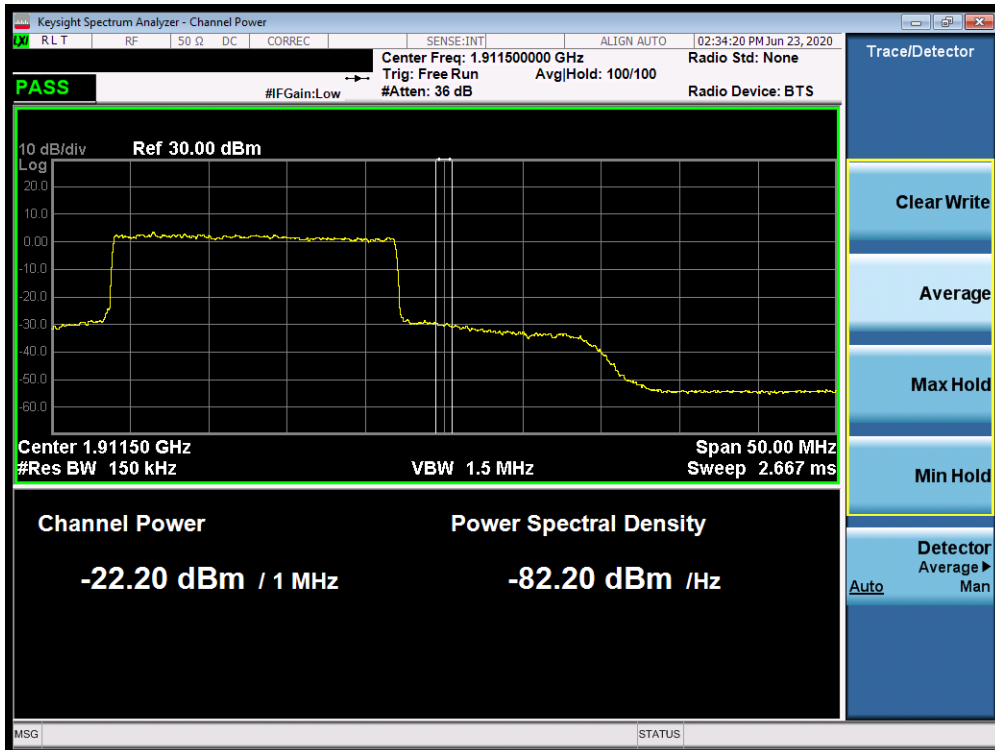


Plot 7-569. Lower Extended Band Edge Plot (n25/2 - 20MHz DFT-s-OFDM-QPSK - Full RB Configuration)

FCC ID: A3LSMN981U	PCTEST Proud to be part of element	MEASUREMENT REPORT (CERTIFICATION)	SAMSUNG	Approved by: Quality Manager
Test Report S/N: 1M2005050081-03.A3L	Test Dates: 5/5 - 7/15/2020	EUT Type: Portable Handset		Page 314 of 485



Plot 7-570. Upper Band Edge Plot (n2 - 20MHz DFT-s-OFDM-QPSK - Full RB Configuration)

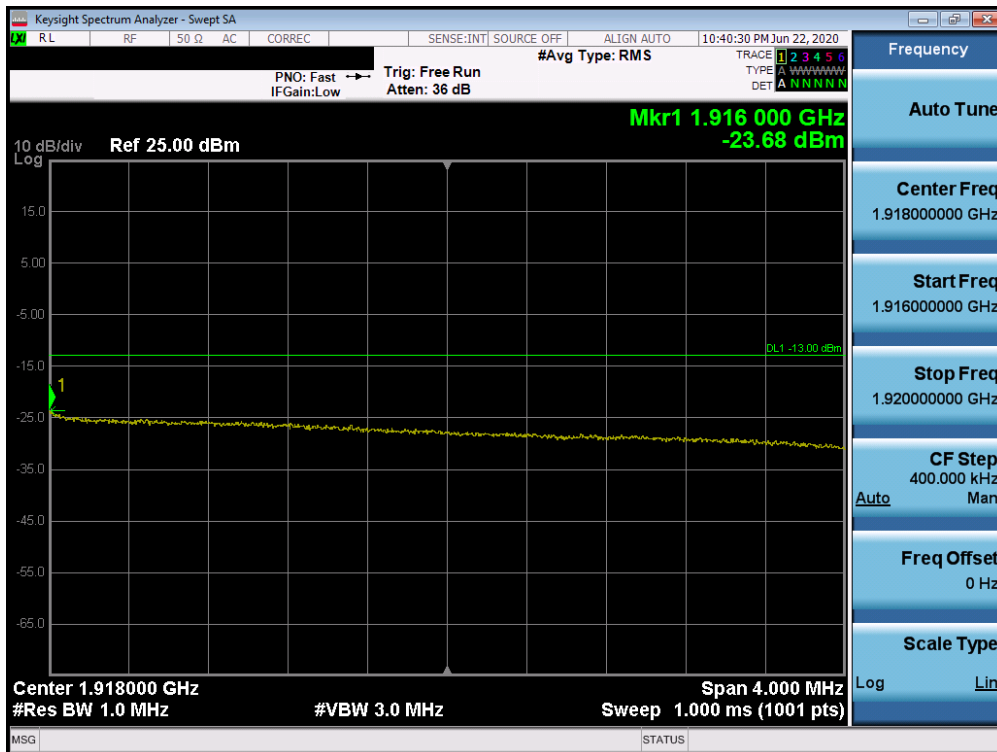


Plot 7-571. Upper Extended Band Edge Plot (n2 - 20MHz DFT-s-OFDM-QPSK - Full RB Configuration)

FCC ID: A3LSMN981U	PCTEST Proud to be part of element	MEASUREMENT REPORT (CERTIFICATION)	SAMSUNG	Approved by: Quality Manager
Test Report S/N: 1M2005050081-03.A3L	Test Dates: 5/5 - 7/15/2020	EUT Type: Portable Handset		Page 315 of 485



Plot 7-572. Upper Band Edge Plot (n2 - 20MHz DFT-s-OFDM-QPSK - Full RB Configuration)

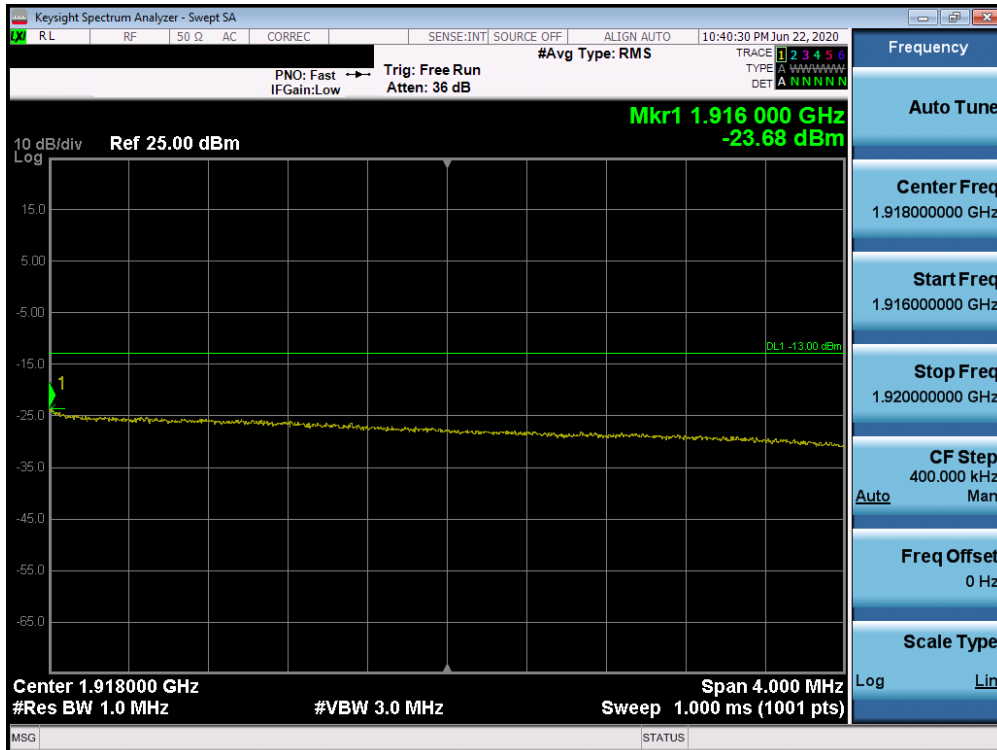


Plot 7-573. Upper Extended Band Edge Plot (n2 - 20MHz DFT-s-OFDM-QPSK - Full RB Configuration)

FCC ID: A3LSMN981U	PCTEST Proud to be part of element	MEASUREMENT REPORT (CERTIFICATION)	SAMSUNG	Approved by: Quality Manager
Test Report S/N: 1M2005050081-03.A3L	Test Dates: 5/5 - 7/15/2020	EUT Type: Portable Handset		Page 316 of 485



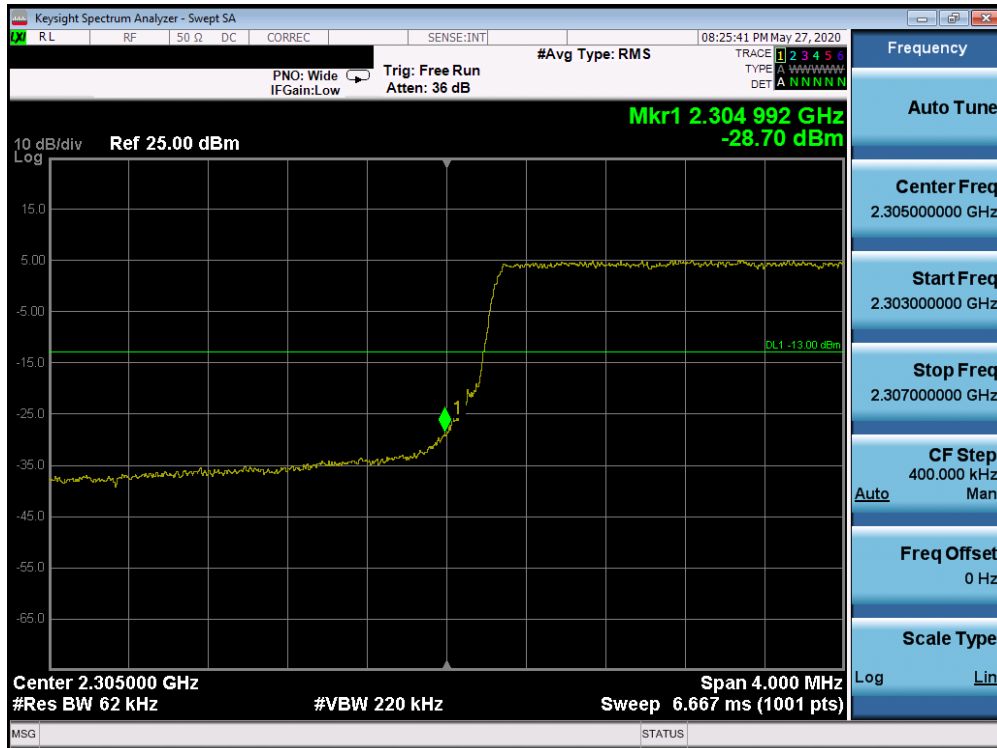
Plot 7-574. Upper Band Edge Plot (n25 - 20MHz DFT-s-OFDM-QPSK - Full RB Configuration)



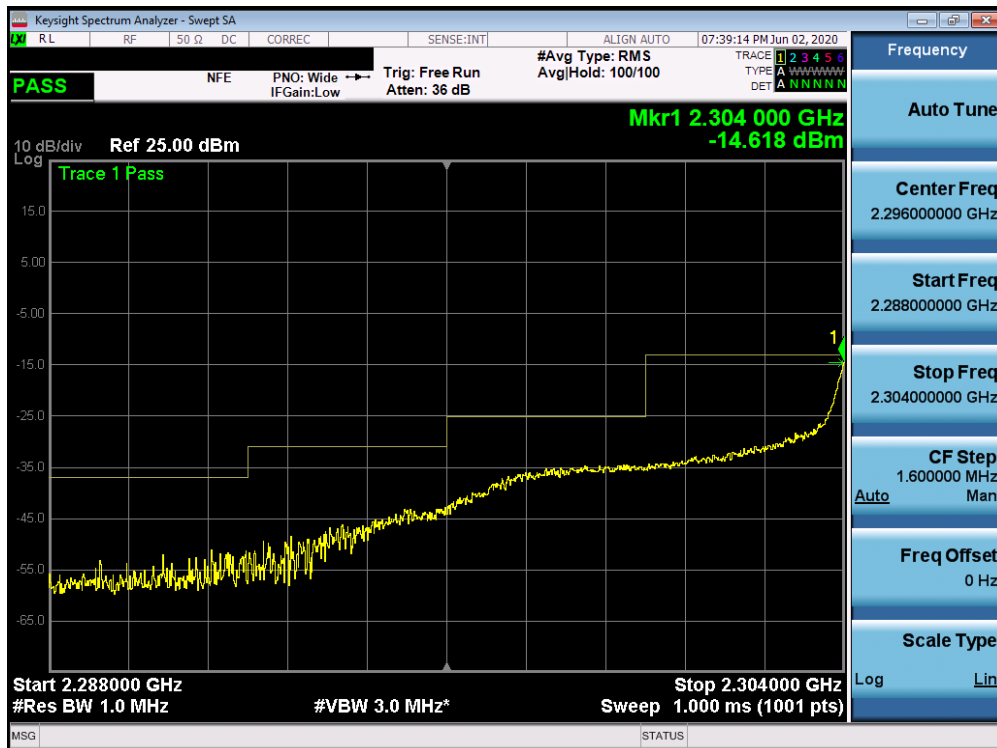
Plot 7-575. Upper Extended Band Edge Plot (n25 - 20MHz DFT-s-OFDM-QPSK - Full RB Configuration)

FCC ID: A3LSMN981U	PCTEST Proud to be part of element	MEASUREMENT REPORT (CERTIFICATION)		Approved by: Quality Manager
Test Report S/N: 1M2005050081-03.A3L	Test Dates: 5/5 - 7/15/2020	EUT Type: Portable Handset		Page 317 of 485

Band 30



Plot 7-576. Lower Band Edge Plot (Band 30 - 5.0MHz QPSK - Full RB Configuration)



Plot 7-577. Lower Extended Band Edge Plot (Band 30 - 5.0MHz QPSK - Full RB Configuration)

FCC ID: A3LSMN981U	PCTEST Proud to be part of element	MEASUREMENT REPORT (CERTIFICATION)	SAMSUNG	Approved by: Quality Manager
Test Report S/N: 1M2005050081-03.A3L	Test Dates: 5/5 - 7/15/2020	EUT Type: Portable Handset		Page 318 of 485

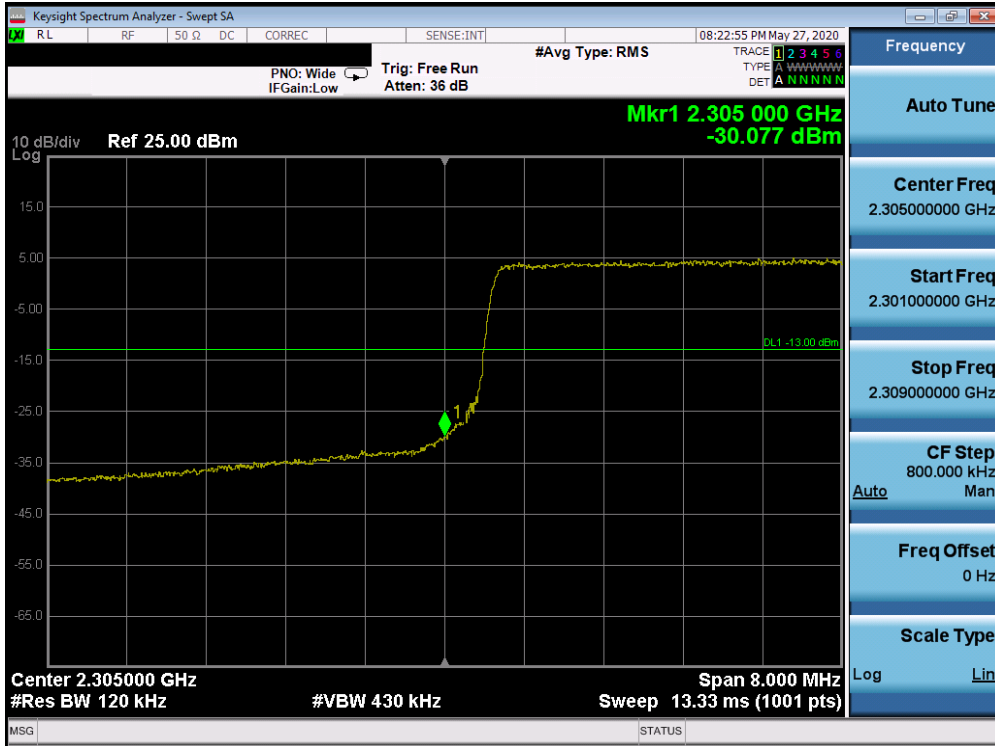


Plot 7-578. Upper Band Edge Plot (Band 30 - 5.0MHz QPSK - Full RB Configuration)



Plot 7-579. Upper Extended Band Edge Plot (Band 30 - 5.0MHz QPSK - Full RB Configuration)

FCC ID: A3LSMN981U	PCTEST Proud to be part of element	MEASUREMENT REPORT (CERTIFICATION)	SAMSUNG	Approved by: Quality Manager
Test Report S/N: 1M2005050081-03.A3L	Test Dates: 5/5 - 7/15/2020	EUT Type: Portable Handset		Page 319 of 485



Plot 7-580. Lower Band Edge Plot (Band 30 - 10.0MHz QPSK - Full RB Configuration)

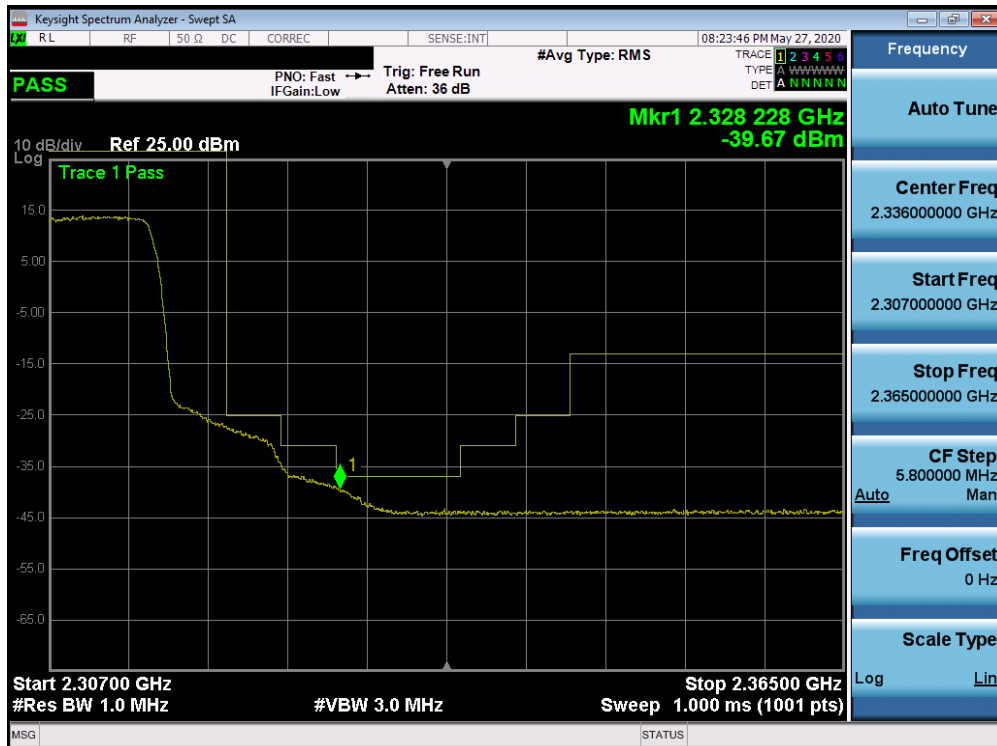


Plot 7-581. Lower Extended Band Edge Plot (Band 30 - 10.0MHz QPSK - Full RB Configuration)

FCC ID: A3LSMN981U	PCTEST Proud to be part of element	MEASUREMENT REPORT (CERTIFICATION)	SAMSUNG	Approved by: Quality Manager
Test Report S/N: 1M2005050081-03.A3L	Test Dates: 5/5 - 7/15/2020	EUT Type: Portable Handset		Page 320 of 485



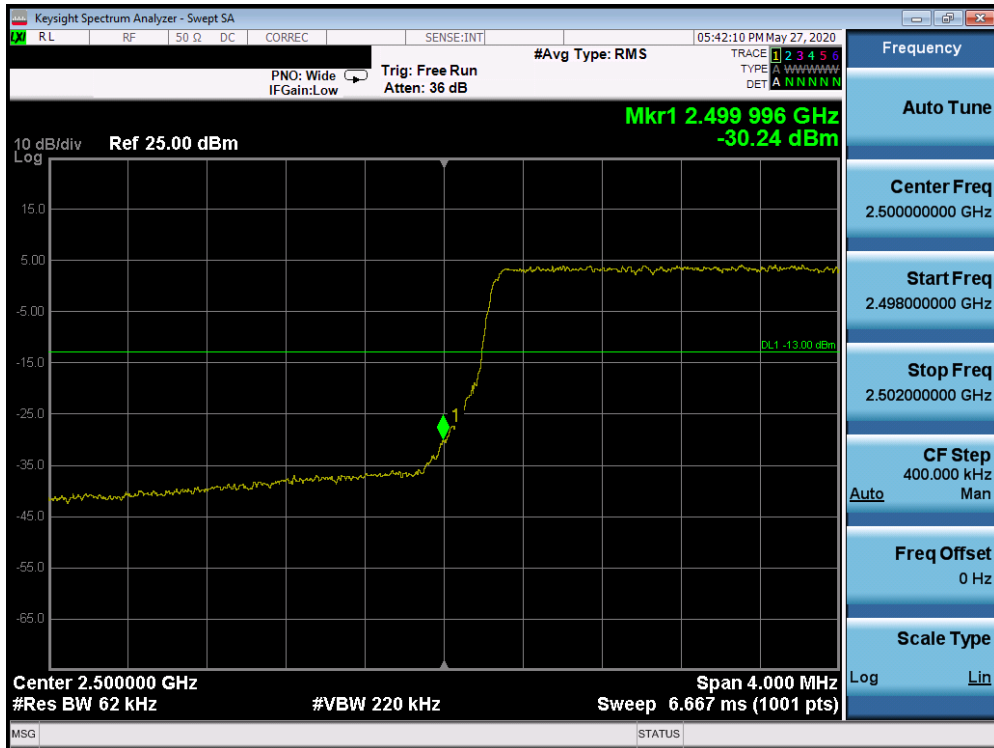
Plot 7-582. Upper Band Edge Plot (Band 30 - 10.0MHz QPSK - Full RB Configuration)



Plot 7-583. Upper Extended Band Edge Plot (Band 30 - 10.0MHz QPSK - Full RB Configuration)

FCC ID: A3LSMN981U	PCTEST Proud to be part of element	MEASUREMENT REPORT (CERTIFICATION)	SAMSUNG	Approved by: Quality Manager
Test Report S/N: 1M2005050081-03.A3L	Test Dates: 5/5 - 7/15/2020	EUT Type: Portable Handset		Page 321 of 485

Band 7



Plot 7-584. Lower Band Edge Plot (Band 7 - 5.0MHz QPSK - Full RB Configuration)

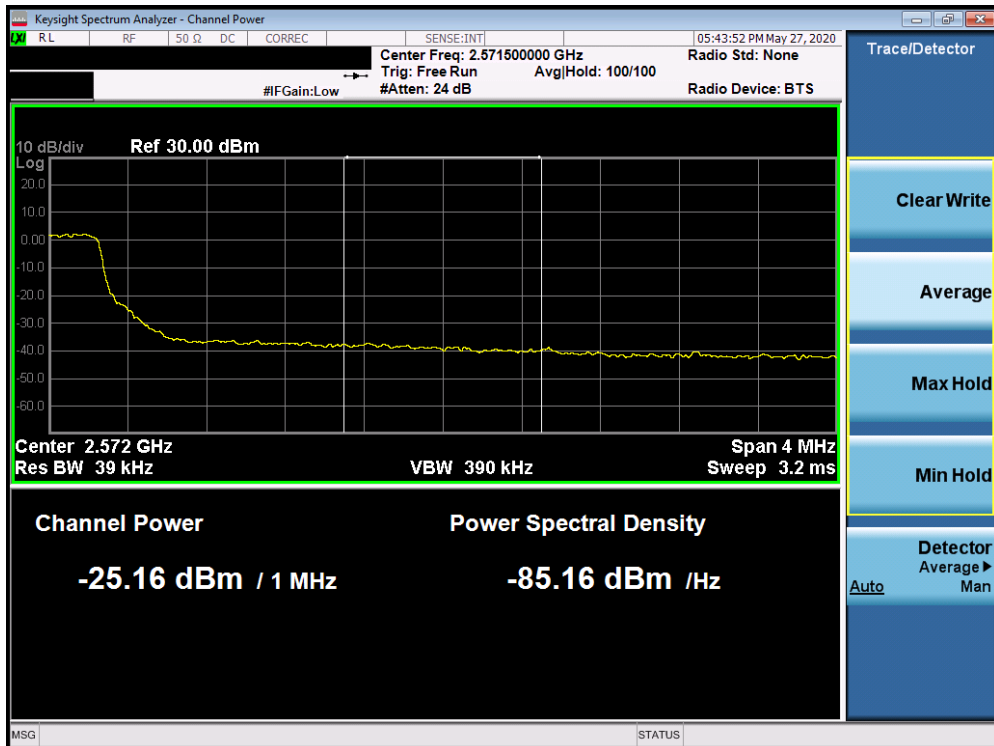


Plot 7-585. Lower Extended Band Edge Plot (Band 7 - 5.0MHz QPSK - Full RB Configuration)

FCC ID: A3LSMN981U	PCTEST Proud to be part of element	MEASUREMENT REPORT (CERTIFICATION)	SAMSUNG	Approved by: Quality Manager
Test Report S/N: 1M2005050081-03.A3L	Test Dates: 5/5 - 7/15/2020	EUT Type: Portable Handset		Page 322 of 485

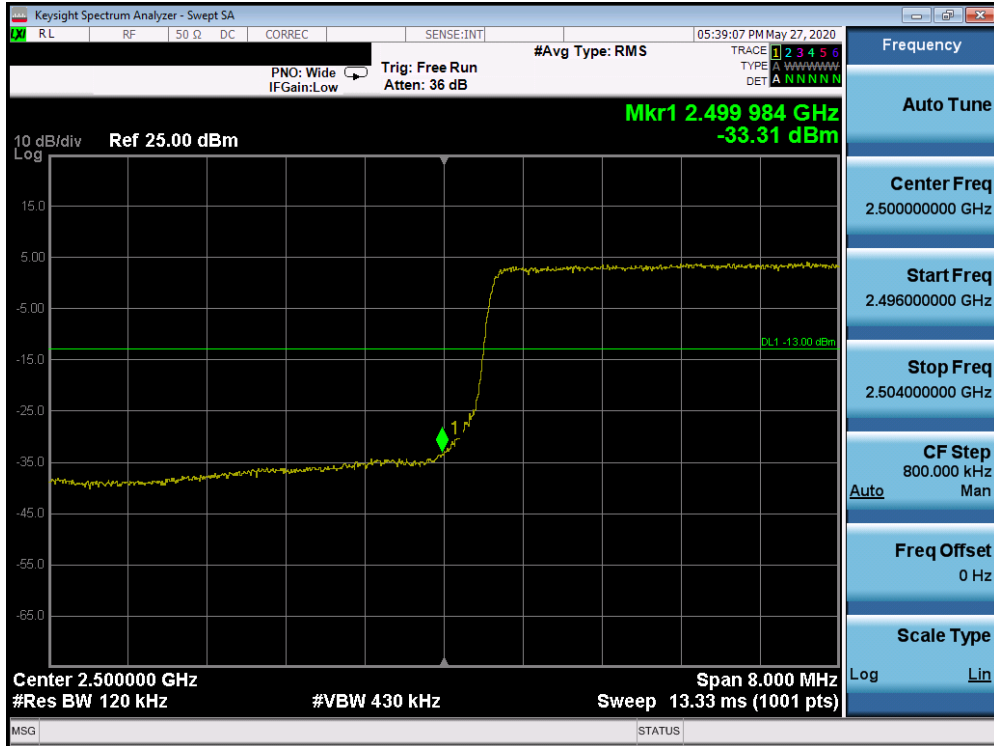


Plot 7-586. Upper Band Edge Plot (Band 7 - 5.0MHz QPSK - Full RB Configuration)



Plot 7-587. Upper Extended Band Edge Plot (Band 7 - 5.0MHz QPSK - Full RB Configuration)

FCC ID: A3LSMN981U	PCTEST Proud to be part of element	MEASUREMENT REPORT (CERTIFICATION)	SAMSUNG	Approved by: Quality Manager
Test Report S/N: 1M2005050081-03.A3L	Test Dates: 5/5 - 7/15/2020	EUT Type: Portable Handset		Page 323 of 485



Plot 7-588. Lower Band Edge Plot (Band 7 - 10.0MHz QPSK - Full RB Configuration)



Plot 7-589. Lower Extended Band Edge Plot (Band 7 - 10.0MHz QPSK - Full RB Configuration)

FCC ID: A3LSMN981U	PCTEST Proud to be part of element	MEASUREMENT REPORT (CERTIFICATION)	SAMSUNG	Approved by: Quality Manager
Test Report S/N: 1M2005050081-03.A3L	Test Dates: 5/5 - 7/15/2020	EUT Type: Portable Handset		Page 324 of 485

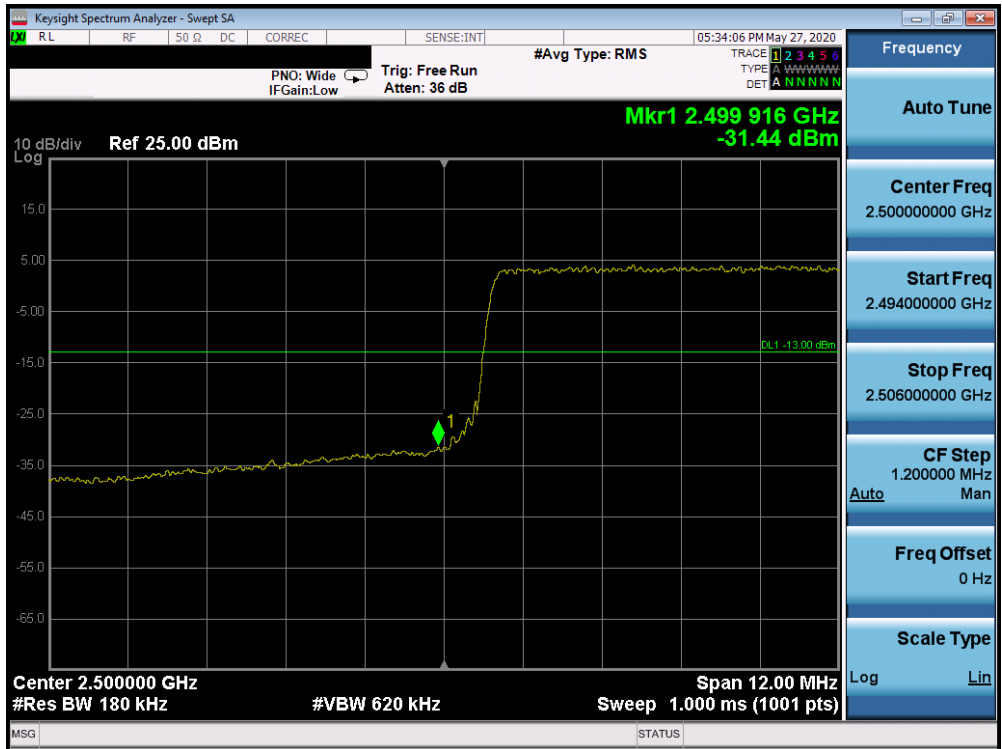


Plot 7-590. Upper Band Edge Plot (Band 7 - 10.0MHz QPSK - Full RB Configuration)

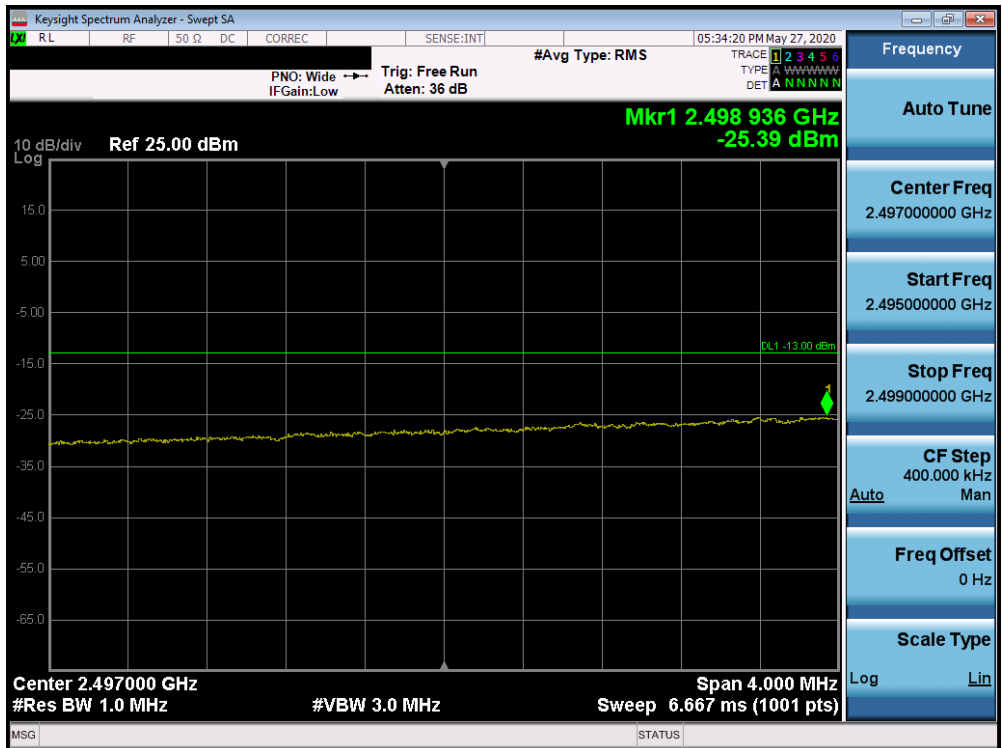


Plot 7-591. Upper Extended Band Edge Plot (Band 7 - 10.0MHz QPSK - Full RB Configuration)

FCC ID: A3LSMN981U	PCTEST Proud to be part of element	MEASUREMENT REPORT (CERTIFICATION)	SAMSUNG	Approved by: Quality Manager
Test Report S/N: 1M2005050081-03.A3L	Test Dates: 5/5 - 7/15/2020	EUT Type: Portable Handset		Page 325 of 485



Plot 7-592. Lower Band Edge Plot (Band 7 - 15.0MHz QPSK - Full RB Configuration)



Plot 7-593. Lower Extended Band Edge Plot (Band 7 - 15.0MHz QPSK - Full RB Configuration)

FCC ID: A3LSMN981U	PCTEST Proud to be part of element	MEASUREMENT REPORT (CERTIFICATION)	SAMSUNG	Approved by: Quality Manager
Test Report S/N: 1M2005050081-03.A3L	Test Dates: 5/5 - 7/15/2020	EUT Type: Portable Handset		Page 326 of 485

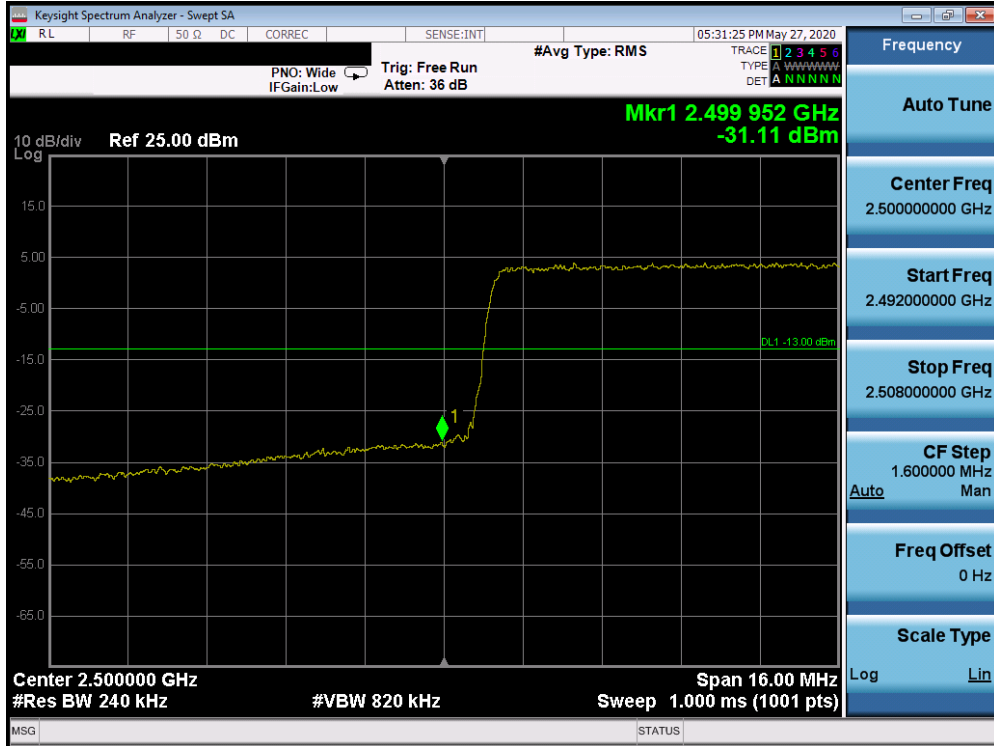


Plot 7-594. Upper Band Edge Plot (Band 7 - 15.0MHz QPSK - Full RB Configuration)

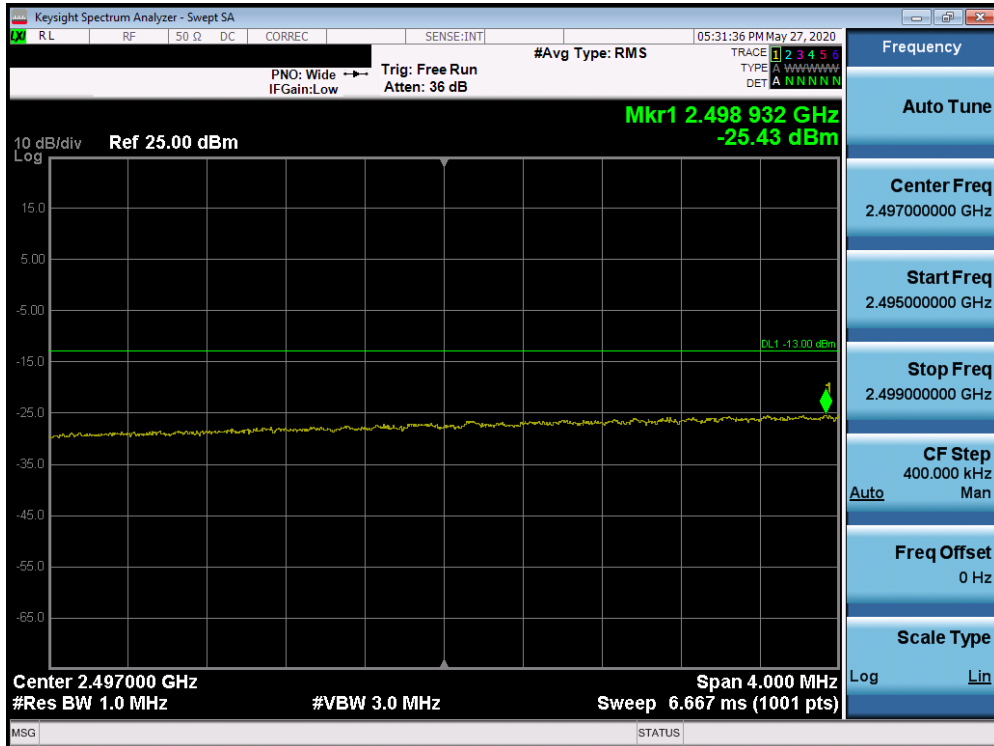


Plot 7-595. Upper Extended Band Edge Plot (Band 7 - 15.0MHz QPSK - Full RB Configuration)

FCC ID: A3LSMN981U	PCTEST Proud to be part of element	MEASUREMENT REPORT (CERTIFICATION)	SAMSUNG	Approved by: Quality Manager
Test Report S/N: 1M2005050081-03.A3L	Test Dates: 5/5 - 7/15/2020	EUT Type: Portable Handset		Page 327 of 485



Plot 7-596. Lower Band Edge Plot (Band 7 - 20.0MHz QPSK - Full RB Configuration)

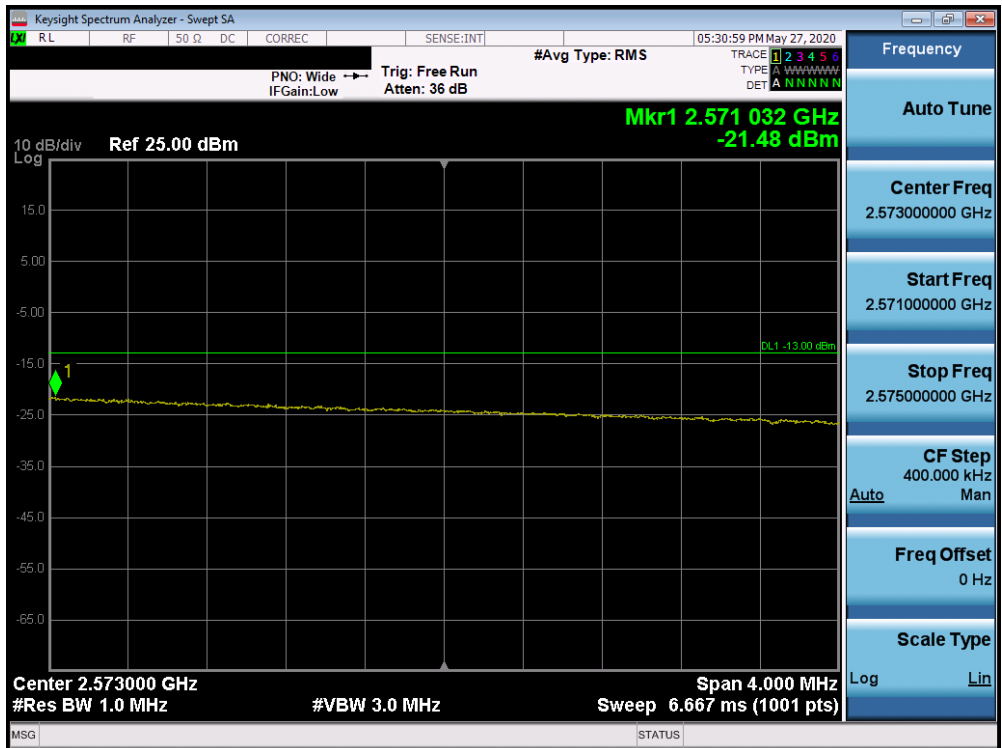


Plot 7-597. Lower Extended Band Edge Plot (Band 7 - 20.0MHz QPSK - Full RB Configuration)

FCC ID: A3LSMN981U	PCTEST Proud to be part of element	MEASUREMENT REPORT (CERTIFICATION)	SAMSUNG	Approved by: Quality Manager
Test Report S/N: 1M2005050081-03.A3L	Test Dates: 5/5 - 7/15/2020	EUT Type: Portable Handset		Page 328 of 485



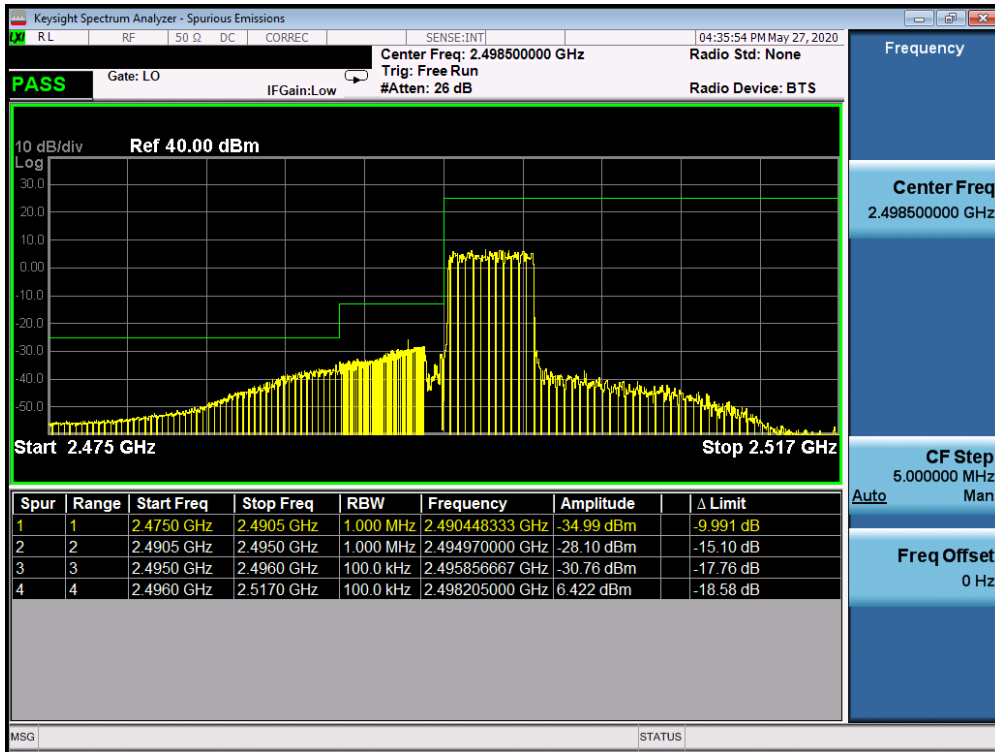
Plot 7-598. Upper Band Edge Plot (Band 7 - 20.0MHz QPSK - Full RB Configuration)



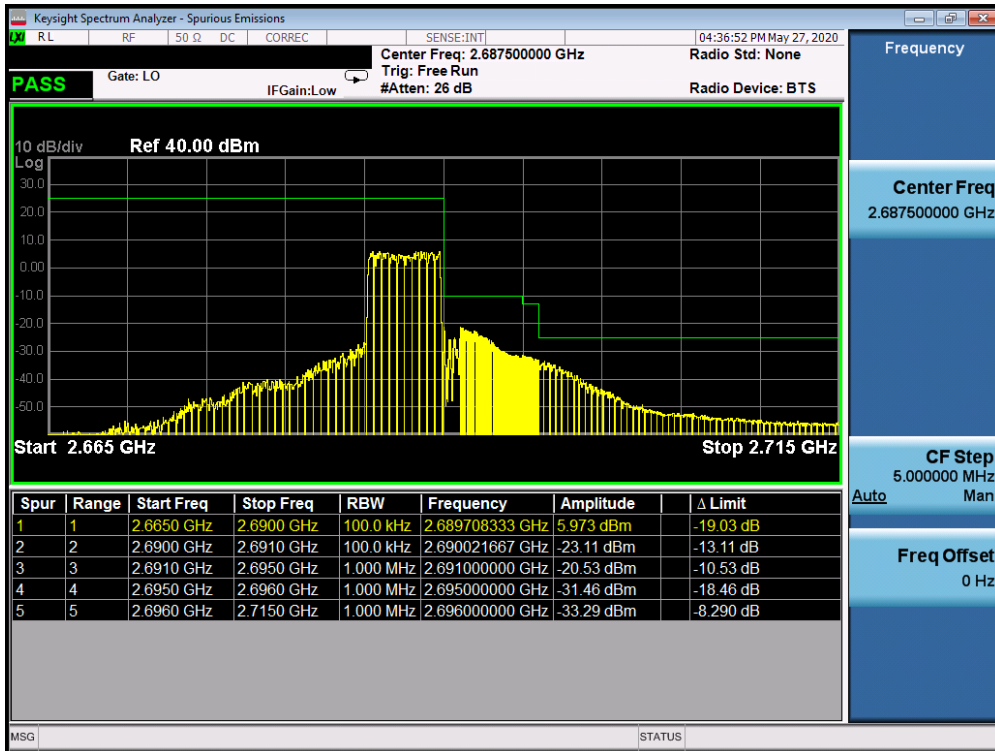
Plot 7-599. Upper Extended Band Edge Plot (Band 7 - 20.0MHz QPSK - Full RB Configuration)

FCC ID: A3LSMN981U	PCTEST Proud to be part of element	MEASUREMENT REPORT (CERTIFICATION)	SAMSUNG	Approved by: Quality Manager
Test Report S/N: 1M2005050081-03.A3L	Test Dates: 5/5 - 7/15/2020	EUT Type: Portable Handset		Page 329 of 485

Band 41 PC2

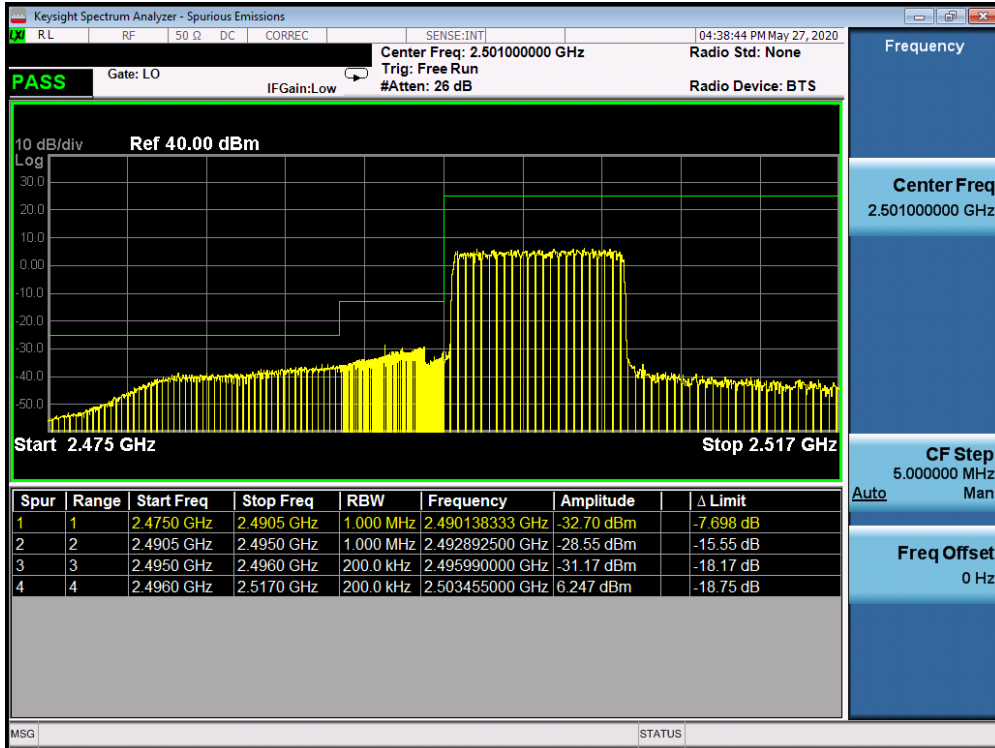


Plot 7-600. Lower ACP Plot at 2496 MHz (Band 41 PC2- 5.0MHz QPSK - Full RB Configuration)

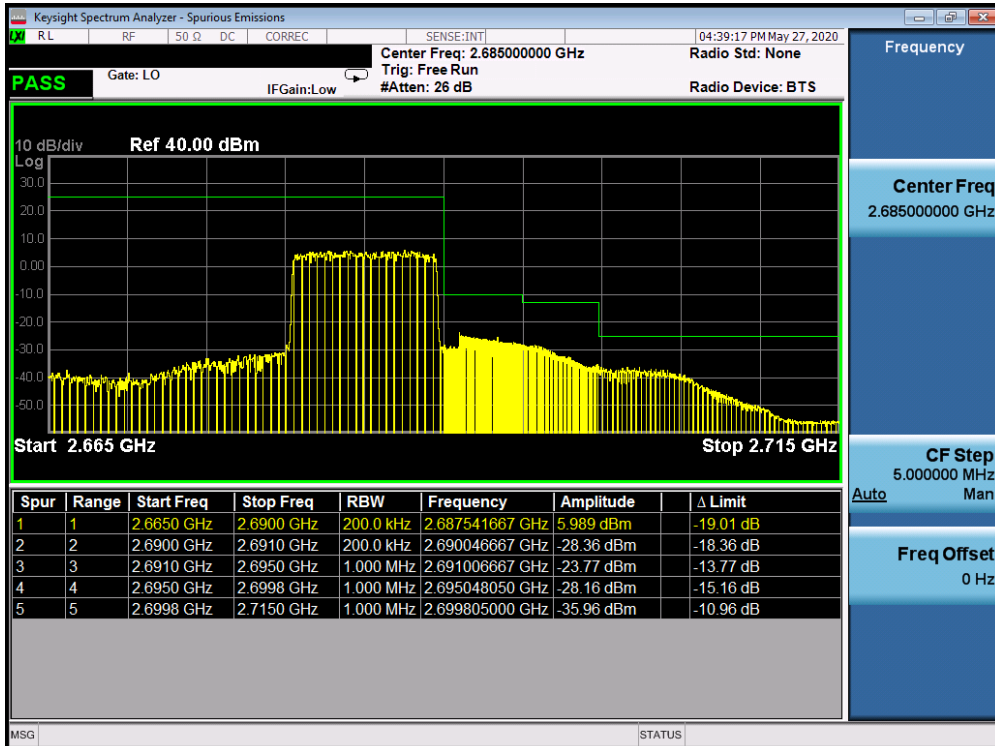


Plot 7-601. Upper ACP Plot (Band 41 PC2- 5.0MHz QPSK - Full RB Configuration)

FCC ID: A3LSMN981U	PCTEST Proud to be part of element	MEASUREMENT REPORT (CERTIFICATION)	SAMSUNG	Approved by: Quality Manager
Test Report S/N: 1M2005050081-03.A3L	Test Dates: 5/5 – 7/15/2020	EUT Type: Portable Handset		Page 330 of 485

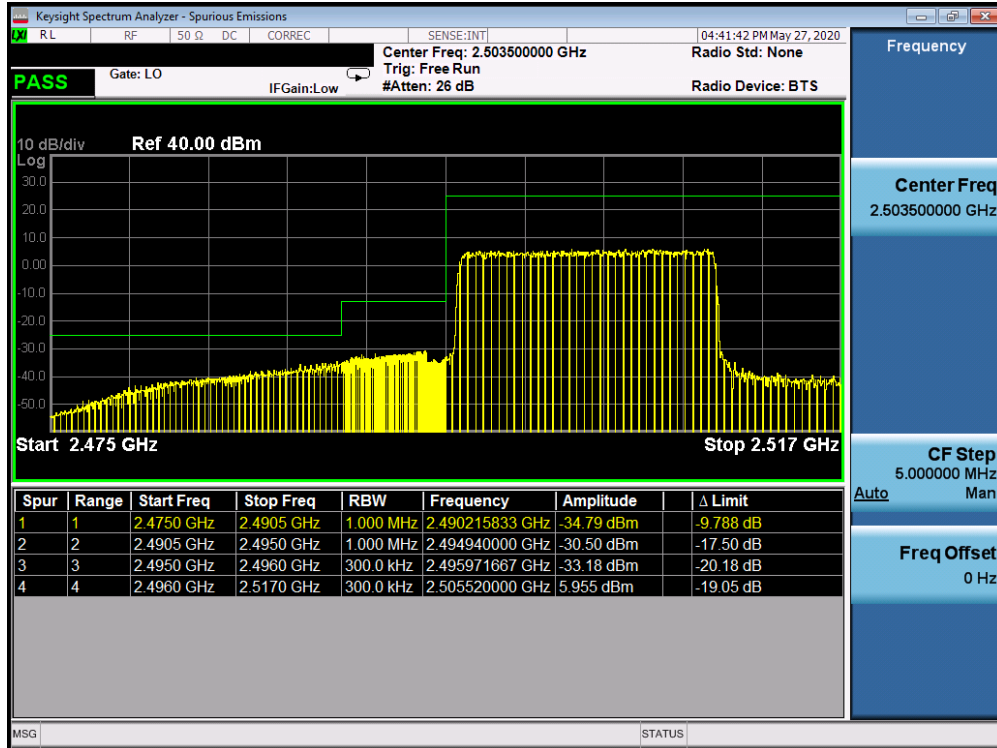


Plot 7-602. Lower ACP Plot at 2496 MHz (Band 41 PC2- 10.0MHz QPSK - Full RB Configuration)

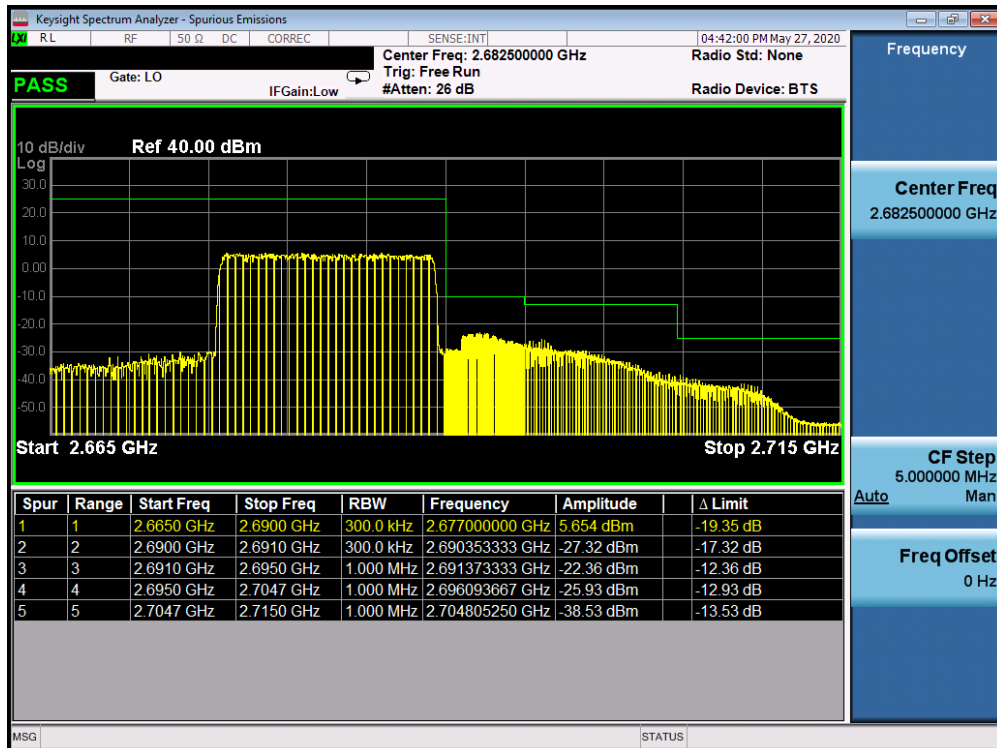


Plot 7-603. Upper ACP Plot (Band 41 PC2- 10.0MHz QPSK - Full RB Configuration)

FCC ID: A3LSMN981U	PCTEST Proud to be part of element	MEASUREMENT REPORT (CERTIFICATION)	SAMSUNG	Approved by: Quality Manager
Test Report S/N: 1M2005050081-03.A3L	Test Dates: 5/5 - 7/15/2020	EUT Type: Portable Handset		Page 331 of 485

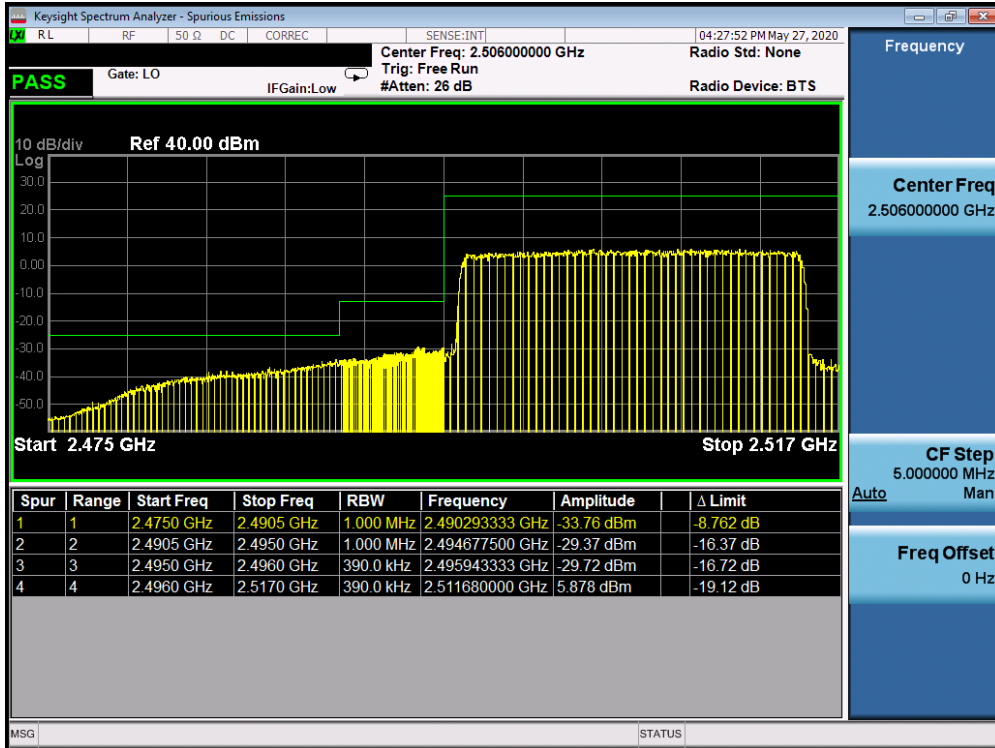


Plot 7-604. Lower ACP Plot at 2496 MHz (Band 41 PC2- 15.0MHz QPSK - Full RB Configuration)

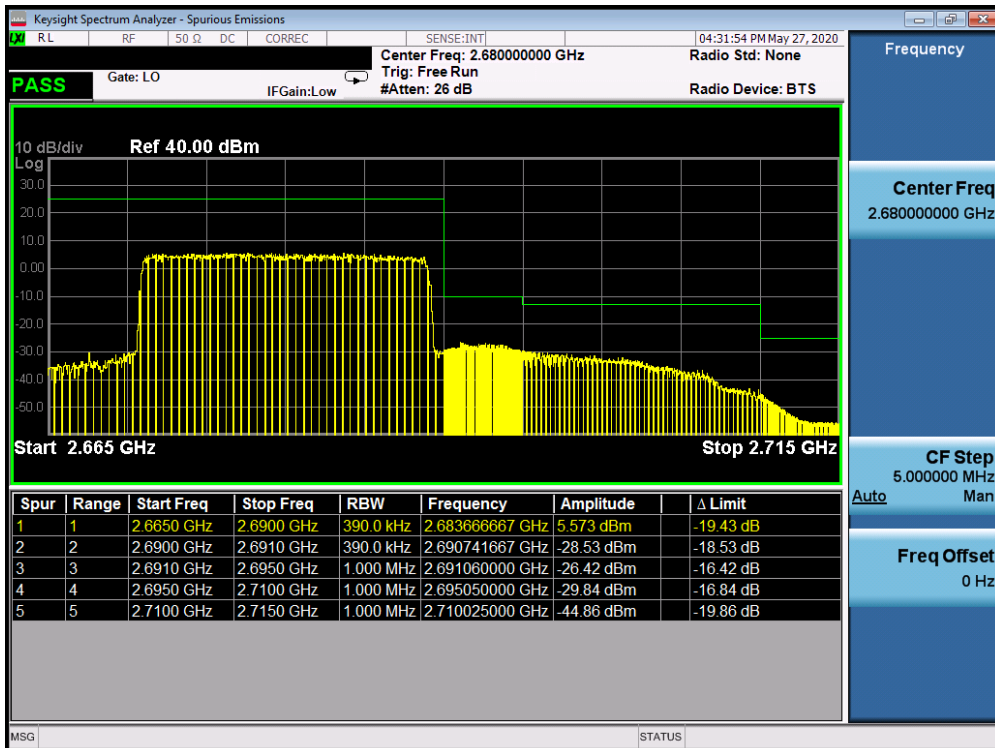


Plot 7-605. Upper ACP Plot (Band 41 PC2- 15.0MHz QPSK - Full RB Configuration)

FCC ID: A3LSMN981U	PCTEST Proud to be part of element	MEASUREMENT REPORT (CERTIFICATION)	SAMSUNG	Approved by: Quality Manager
Test Report S/N: 1M2005050081-03.A3L	Test Dates: 5/5 – 7/15/2020	EUT Type: Portable Handset		Page 332 of 485



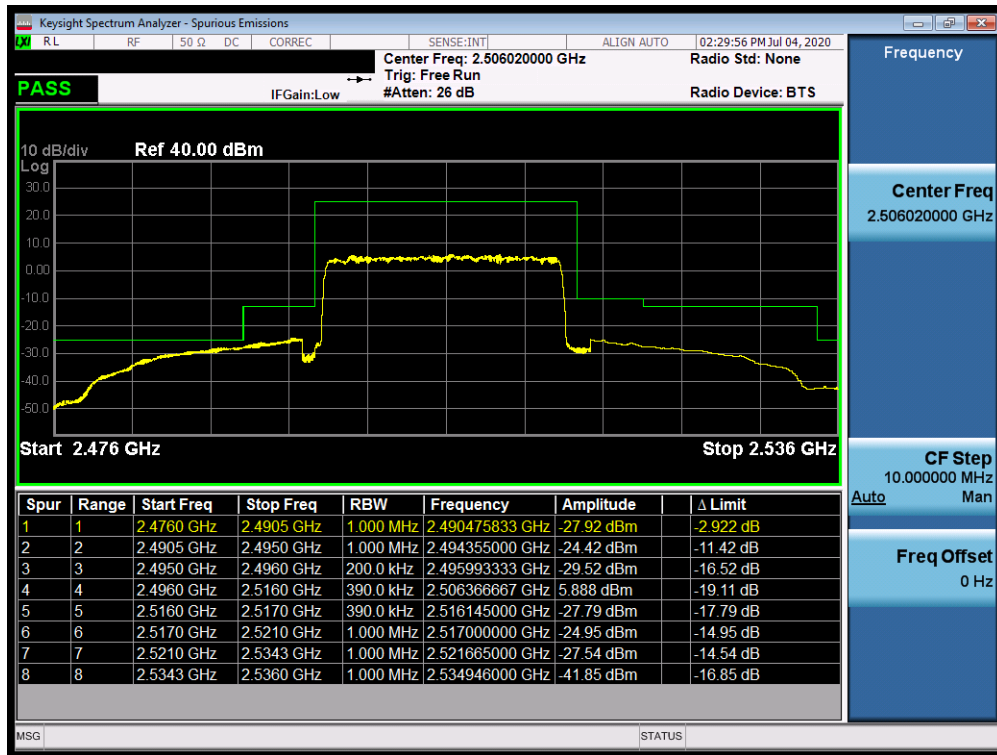
Plot 7-606. Lower ACP Plot at 2496 MHz (Band 41 PC2 - 20.0MHz QPSK - Full RB Configuration)



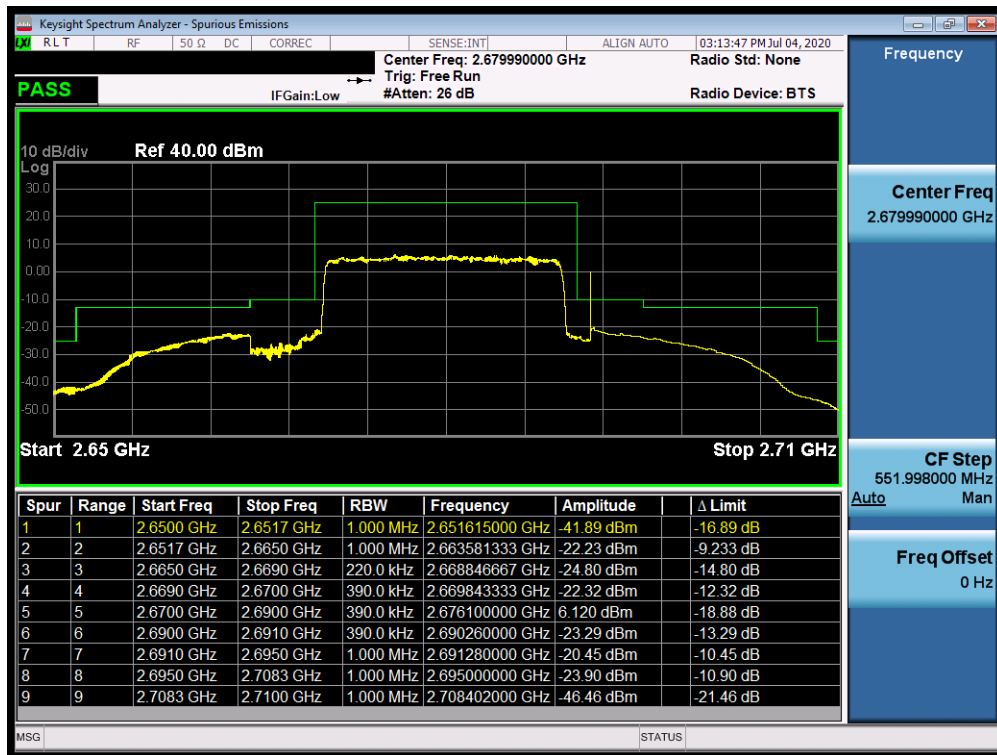
Plot 7-607. Upper ACP Plot (Band 41 PC2 - 20.0MHz QPSK - Full RB Configuration)

FCC ID: A3LSMN981U	PCTEST Proud to be part of element	MEASUREMENT REPORT (CERTIFICATION)	SAMSUNG	Approved by: Quality Manager
Test Report S/N: 1M2005050081-03.A3L	Test Dates: 5/5 - 7/15/2020	EUT Type: Portable Handset		Page 333 of 485

NR Band n41

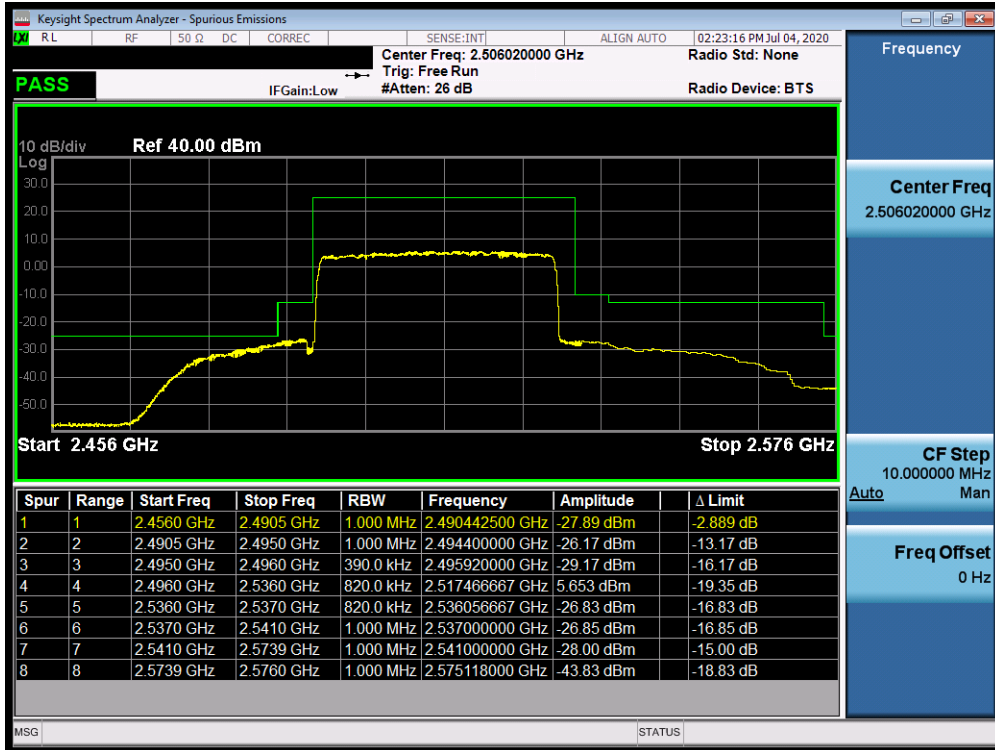


Plot 7-608. Lower ACP Plot at 2496 MHz (n41 - 20.0MHz DFT-s-OFDM-QPSK - Full RB Configuration)

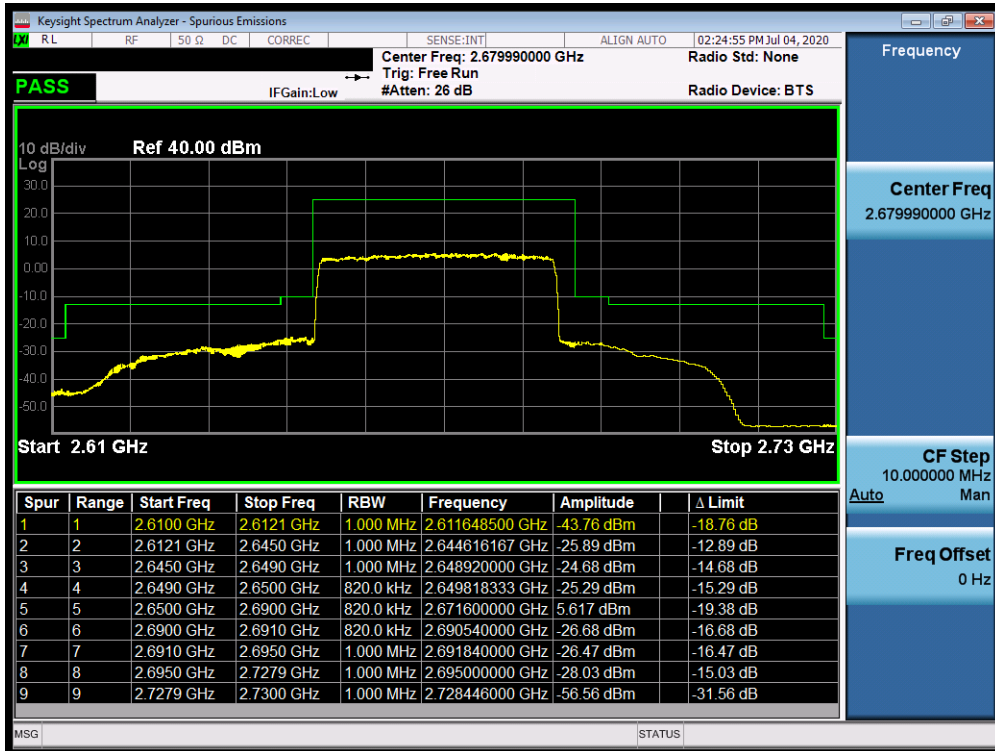


Plot 7-609. Upper ACP Plot (Band 41 - 20.0MHz DFT-s-OFDM-QPSK - Full RB Configuration)

FCC ID: A3LSMN981U		MEASUREMENT REPORT (CERTIFICATION)		Approved by: Quality Manager
Test Report S/N: 1M2005050081-03.A3L	Test Dates: 5/5 - 7/15/2020	EUT Type: Portable Handset		Page 334 of 485

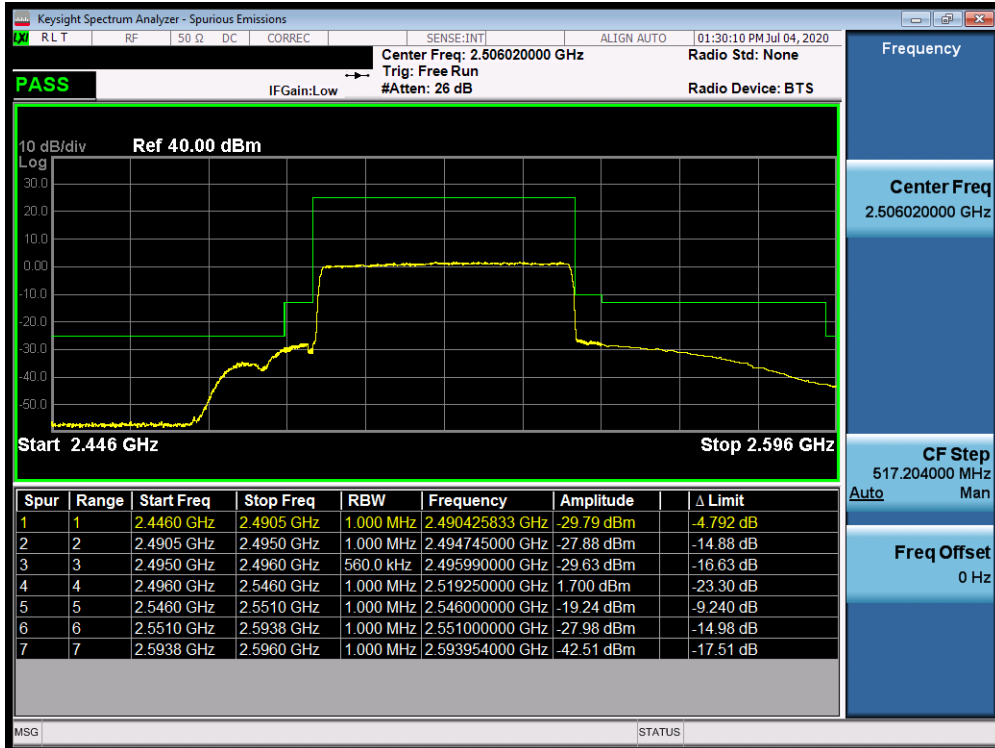


Plot 7-610. Lower ACP Plot at 2496 MHz (n41 - 40.0MHz DFT-s-OFDM-QPSK - Full RB Configuration)

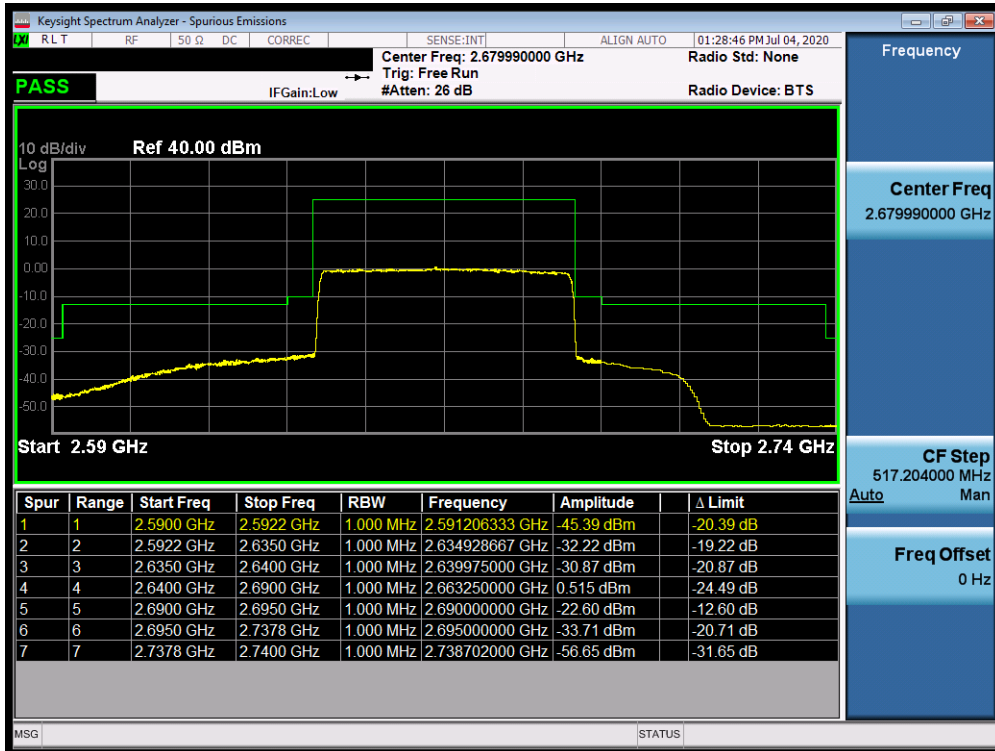


Plot 7-611. Upper ACP Plot (Band 41 - 40.0MHz DFT-s-OFDM-QPSK - Full RB Configuration)

FCC ID: A3LSMN981U	PCTEST Proud to be part of element	MEASUREMENT REPORT (CERTIFICATION)	SAMSUNG	Approved by: Quality Manager
Test Report S/N: 1M2005050081-03.A3L	Test Dates: 5/5 - 7/15/2020	EUT Type: Portable Handset		Page 335 of 485



Plot 7-612. Lower ACP Plot at 2496 MHz (n41 - 50.0MHz DFT-s-OFDM-QPSK - Full RB Configuration)



Plot 7-613. Upper ACP Plot (Band 41 - 50.0MHz DFT-s-OFDM-QPSK - Full RB Configuration)

FCC ID: A3LSMN981U	PCTEST Proud to be part of element	MEASUREMENT REPORT (CERTIFICATION)	SAMSUNG	Approved by: Quality Manager
Test Report S/N: 1M2005050081-03.A3L	Test Dates: 5/5 - 7/15/2020	EUT Type: Portable Handset		Page 336 of 485