



HCT Co., Ltd.
74, Seoicheon-ro 578beon-gil, Majang-myeon, Icheon-si, Gyeonggi-do, 17383
KOREA Tel. +82 31 634 6300 Fax. +82 31 645 6401

FCC ID: A3LSM981B1

Appendix A.

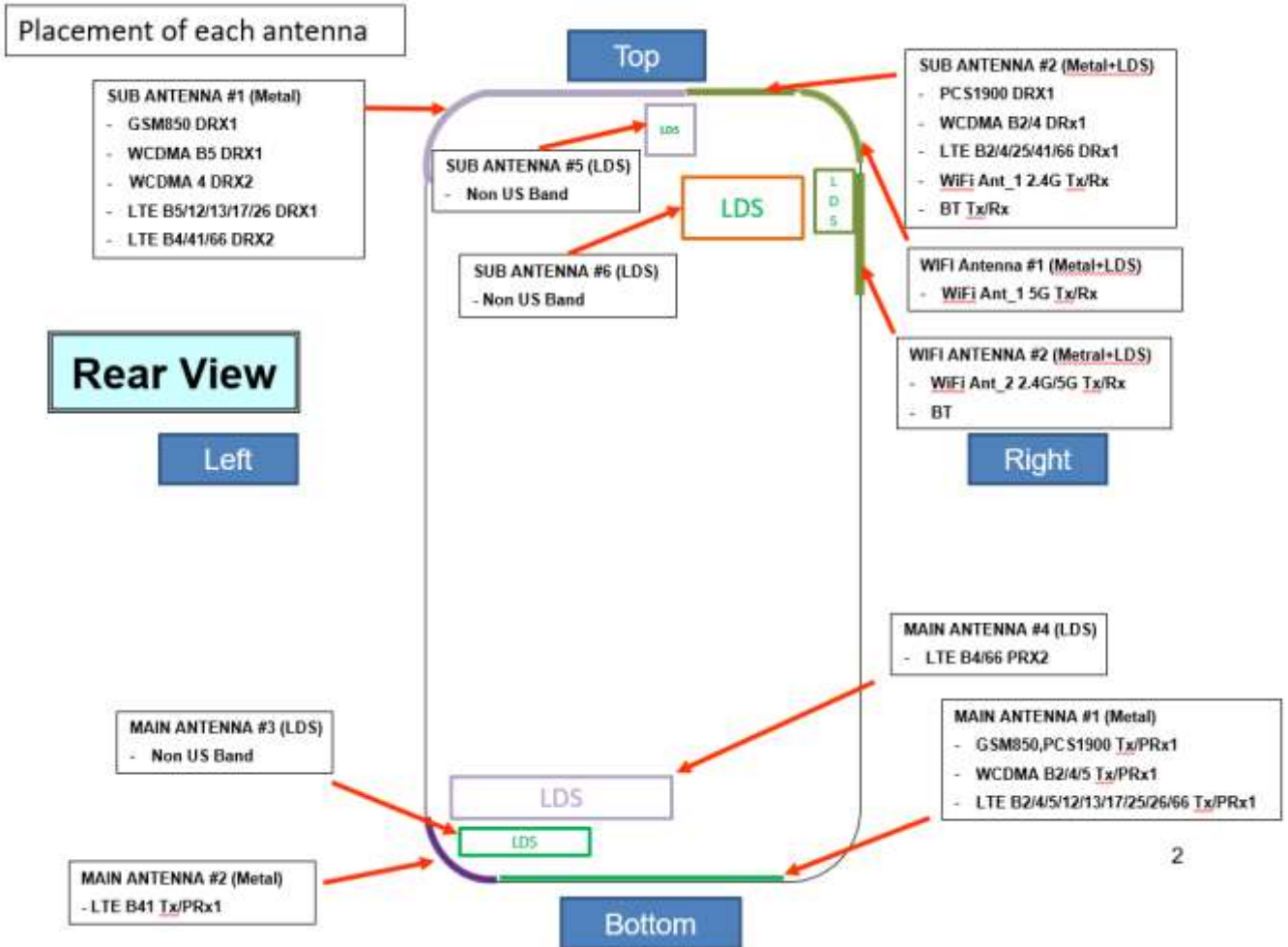
- DUT Antenna Information and SAR Test SETUP PHOTOGRAPHS

REVISION HISTORY

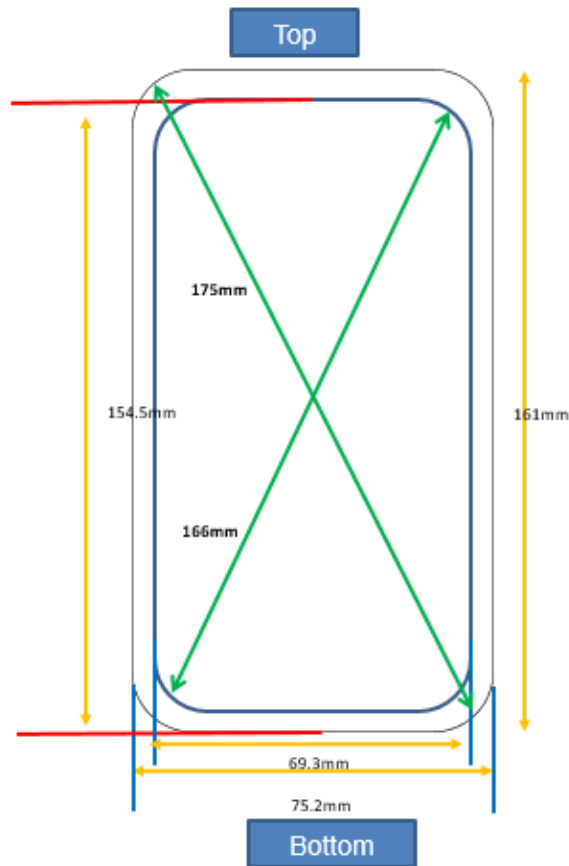
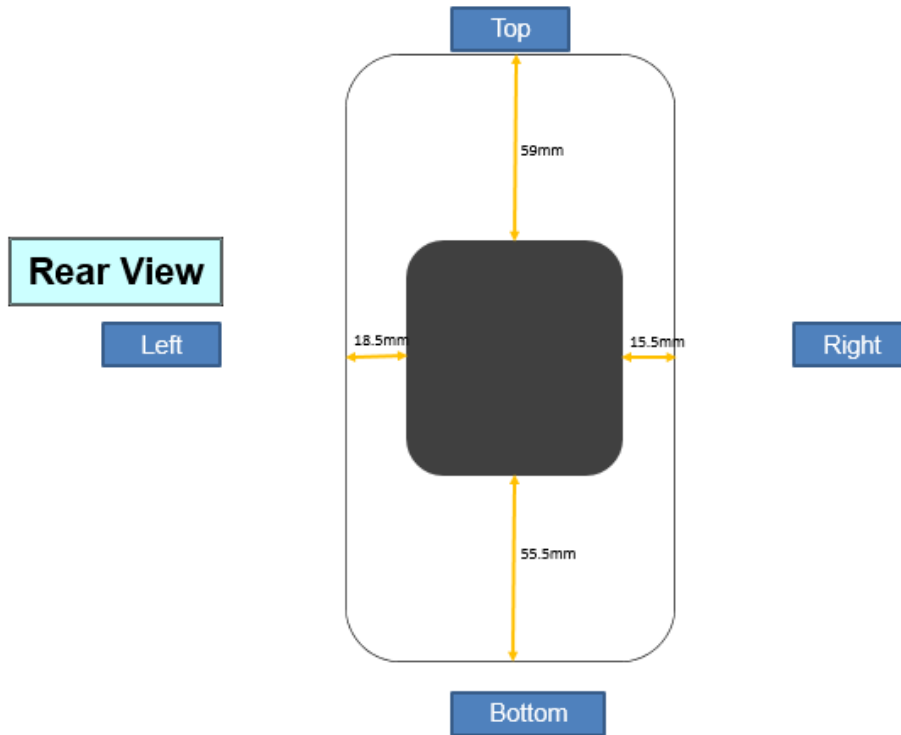
The revision history for this document is shown in table.

Revision No.	Date of Issue	Description
0	Oct 29, 2021	Initial Release

- DUT Antenna Information



Distance between NFC/MST antenna and edge



- SAR Test SETUP PHOTOGRAPHS

1. Head
1.1 Left All





1.2 Left Touch / Left Tilt



1.3 Right All



1.4 Right Touch / Right Tilt



2. Body

2.1 Body All



2.2 Body Rear



Distance of 10 mm from the EUT



Distance of 15 mm from the EUT

2.3 Body Front



Distance of 10 mm from the EUT



Distance of 15 mm from the EUT

2.4 Body Left



Distance of 10 mm from the EUT

2.5 Body Right



Distance of 10 mm from the EUT

2.6 Body Bottom



Distance of 10 mm from the EUT

2.7 Body Top



Distance of 10 mm from the EUT

3. Phablet

3.1 Phablet SAR Test Setup Rear



Distance of 0 mm from the EUT

3.2 Phablet SAR Test Setup Front



Distance of 0 mm from the EUT

3.3 Phablet SAR Test Setup Left



Distance of 0 mm from the EUT

3.4 Phablet SAR Test Setup Right



Distance of 0 mm from the EUT

3.5 Phablet SAR Test Setup Bottom



Distance of 0 mm from the EUT

3.6 Phablet SAR Test Setup Rear



Distance of 8 mm from the EUT

3.8 Phablet SAR Test Setup Front



Distance of 6 mm from the EUT

3.9 Phablet SAR Test Setup Bottom



Distance of 12 mm from the EUT