

FCC UNII REPORT

Certification

Applicant Name: SAMSUNG Electronics Co., Ltd.	Date of Issue: July 09, 2020
Address: 129, Samsung-ro, Yeongtong-gu, Suwon-si, Gyeonggi-do, 16677, Rep. of Korea	Test Site/Location: 74, Seoicheon-ro 578beon-gil, Majang-myeon, Icheon-si, Gyeonggi-do, 17383 KOREA
	Report No.: HCT-RF-2006-FC083-R1

FCC ID:	A3LSMN980F
APPLICANT:	SAMSUNG Electronics Co., Ltd.
According to the Evaluation report, all of the data contained herein is reused from the reference FCC ID : A3LSMN981B report.	

Model:	SM-N980F/DS
Additional Model	SM-N980F
EUT Type:	Mobile Phone
Modulation type	OFDMA
FCC Classification:	Unlicensed National Information Infrastructure(NII)
FCC Rule Part(s):	Part 15.407

Engineering Statement:

The measurements shown in this report were made in accordance with the procedures indicated, and the emissions from this equipment were found to be within the limits applicable. I assume full responsibility for the accuracy and completeness of these measurements, and for the qualifications of all persons taking them. It is further stated that upon the basis of the measurements made, the equipment tested is capable of operation in accordance with the requirements of the FCC Rules under normal use and maintenance.

Report No.: HCT-RF-2006-FC083-R1

REVIEWED BY



Report prepared by : Jung Ki Lim
Engineer of Telecommunication Testing Center

Report approved by : Kwon Jeong
Manager of Telecommunication Testing Center

This report only responds to the tested sample and may not be reproduced, except in full, without written approval of the HCT Co., Ltd.

This test results were applied only to the test methods required by the standard.

This laboratory is not accredited for the test results marked *.

The above Test Report is the accredited test result by KOLAS(Korea Laboratory Accreditation Scheme), which signed the ILAC-MRA. (HCT Accreditation No.: KT197)

Version

TEST REPORT NO.	DATE	DESCRIPTION
HCT-RF-2006-FC083	June 30, 2020	- First Approval Report
HCT-RF-2006-FC083-R1	July 09, 2020	- Added the antenna information (page 6.) - Edit typo (page 7, page 30, page 33) - Added the note (page 30.) - Revised the Section 8.8 (page 30.) - Added the Tone and RU Setting (page 32.)

Table of Contents

REVIEWED BY.....	2
1. GENERAL INFORMATION.....	6
EUT DESCRIPTION.....	6
ANTENNA CONFIGURATIONS.....	7
2. MAXIMUM OUTPUT POWER.....	9
3. TEST METHODOLOGY.....	10
EUT CONFIGURATION.....	10
EUT EXERCISE.....	10
GENERAL TEST PROCEDURES.....	10
DESCRIPTION OF TEST MODES.....	10
4. INSTRUMENT CALIBRATION.....	11
5. FACILITIES AND ACCREDITATIONS.....	11
5.1 FACILITIES.....	11
5.2 EQUIPMENT.....	11
6. ANTENNA REQUIREMENTS.....	11
7. MEASUREMENT UNCERTAINTY.....	12
8. DESCRIPTION OF TESTS.....	13
9. SUMMARY OF TEST RESULTS.....	33
10. TEST RESULT.....	34
10.1 DUTY CYCLE.....	34
10.2 26dB BANDWIDTH.....	42
10.2.1 Ant1.....	42
10.2.2 Ant2.....	46
10.3 6dB BANDWIDTH.....	50
10.3.1 Ant1.....	50
10.3.2 Ant2.....	51
10.4 OUTPUT POWER MEASUREMENT.....	52
Power Level Setting.....	52
10.4.1 Ant1.....	54
10.4.2 Ant2.....	58
10.4.3 Ant1+Ant2.....	62
10.5 POWER SPECTRAL DENSITY.....	66
10.5.1 Ant1.....	66
10.5.2 Ant2.....	70
10.5.3 Ant1+Ant2.....	74
10.6 STRADDLE CHANNEL.....	78
10.6.1 26dB Bandwidth.....	78
10.6.1.1 Ant1.....	78
10.6.1.2 Ant2.....	81
10.6.2 6dB Bandwidth.....	84
10.6.2.1 Ant1.....	84
10.6.2.2 Ant2.....	87
10.6.3 Output Power.....	90
10.6.3.1 Ant1.....	90
10.6.3.2 Ant2.....	93
10.6.4 Power Spectral Density.....	96
10.6.4.1 Ant1.....	96
10.6.4.2 Ant2.....	99
10.7 RADIATED SPURIOUS EMISSIONS (9 kHz – 1GHz).....	102
10.8 RADIATED SPURIOUS EMISSIONS (Above 1 GHz).....	103
10.8.1 802.11ax(HE20).....	103
10.8.2 802.11ax(HE40).....	119
10.8.3 802.11ax(HE80).....	124
10.8.4 DBS Mode.....	126
10.9 RADIATED RESTRICTED BAND EDGE.....	137
10.9.1 802.11ax(HE20).....	137

10.9.2 802.11ax(HE40)	1 4 3
10.9.3 802.11ax(HE80)	1 5 3
11. LIST OF TEST EQUIPMENT	1 7 5
12. ANNEX A_ TEST SETUP PHOTO	1 7 7

1. GENERAL INFORMATION

EUT DESCRIPTION

Model	SM-N981F/DS	
Additional Model	SM-N981F	
EUT Type	Mobile Phone	
Power Supply	DC 3.88 V	
Battery Information	Model: EB-BN-980ABY Type: Li-ion Battery	
Travel Adapter Information	Model : EP-TA800 Manufacture: SOLUM	
Data Cable Information	Model : EP-DG980BBE Manufacture: RFTech	
Ear-jack Information	Model : YBD-19HS-026 Manufacture: ALMUS	
Modulation Type	OFDMA	
Frequency Range (MHz)	U-NII-1	20MHz BW : 5180 - 5240 40MHz BW : 5190 - 5230 80MHz BW : 5210
	U-NII-2A	20MHz BW : 5260 - 5320 40MHz BW : 5270 - 5310 80MHz BW : 5290
	U-NII-2C	20MHz BW : 5500 - 5720 40MHz BW : 5510 - 5710 80MHz BW : 5530 - 5690
	U-NII-3	20MHz BW : 5745 - 5825 40MHz BW : 5755 - 5795 80MHz BW : 5775
Antenna Specification (Ant 1: WIFI Antenna #1) (Ant 2 : WIFI ANTENNA #2)	Antenna type: LDS Peak Gain : Ant.1: UNII 1: -6.77 dBi / UNII 2A: -8.04 dBi / UNII 2C: -7.24 dBi / UNII 3: -6.33 dBi Ant.2: UNII 1: 0.43 dBi / UNII 2A: 0.56 dBi / UNII 2C: -2.05 dBi / UNII 3: -3.16 dBi	
Straddle channel	Supported	
TDWR Band	Supported	
Dynamic Frequency Selection	Slave without radar detection	
Date(s) of Tests	May 12, 2020 ~ June 23, 2020	

ANTENNA CONFIGURATIONS

1. The device employs MIMO technology. Below are the possible configurations

Configurations	SISO		SDM	CDD
	Ant1	Ant2	Ant1 + Ant2	Ant1 + Ant2
802.11ax	O	O	O	O

Note:

1. O = Support, X = Not Support
2. SISO = Single Input Single Output
3. SDM = Spatial Diversity Multiplexing
4. CDD = Cyclic Delay Diversity

2. This device supports simultaneous transmission operation, which allows for two channels to operate independent of one another in the 2.4GHz and 5GHz bands simultaneously on each antenna.

	5GHz WIFI		2.4GHz WIFI		Test case
	Ant1	Ant2	Ant1	Ant2	
2.4 GHz + 5 GHz RSDB Only	A			B	O
		A	B		O
	A		B		-
		A		B	-
2.4 GHz + 5 GHz RSDB & MIMO	A	A	B		-
	A	A		B	-
	A		B	B	-
		A	B	B	-
2.4 GHz + 5 GHz RSDB MIMO	A	A	B	B	O

Not RSDB	5GHz WIFI		2.4GHz Bluetooth	Test case
	Ant1	Ant2	Ant1	
Bluetooth + 5 GHz	A		B	-
		A	B	-
	A	A	B	O

3. Directional Gain Calculation

According to KDB 662911 D01 Multiple Transmitter Output v02r01 F) 2) f) (ii)

Directional gain =

$$DirectionalGain = 10 \cdot \log \left[\frac{\sum_{j=1}^{N_{SS}} \left\{ \sum_{k=1}^{N_{ANT}} g_{j,k} \right\}^2}{N_{ANT}} \right]$$

Band	Ant Gain (dBi)		N _{ANT} / N _{SS}	Directional Gain (dBi)
	ANT1	ANT2		
UNII 1	ANT1	-6.77	2 / 2	0.57
	ANT2	0.43		
UNII 2A	ANT1	-8.04	2 / 2	0.29
	ANT2	0.56		
UNII 2C	ANT1	-7.24	2 / 2	-1.25
	ANT2	-2.05		
UNII 3	ANT1	-6.33	2 / 2	-1.59
	ANT2	-3.16		

2. MAXIMUM OUTPUT POWER

The transmitter has a maximum total conducted average output power as follows:

Band	Mode	SISO				MIMO	
		(Ant1) Power		(Ant2) Power		(Ant 1 + Ant 2) Power	
		(dBm)	(W)	(dBm)	(W)	(dBm)	(W)
UNII1	802.11ax (HE20)	16.83	0.048	16.76	0.047	19.80	0.096
	802.11ax (HE40)	16.24	0.042	16.89	0.049	19.47	0.088
	802.11ax (HE80)	12.25	0.017	12.22	0.017	15.25	0.033
UNII2A	802.11ax (HE20)	16.87	0.049	16.93	0.049	19.91	0.098
	802.11ax (HE40)	16.28	0.042	16.41	0.044	19.35	0.086
	802.11ax (HE80)	12.47	0.018	12.09	0.016	15.29	0.034
UNII2C	802.11ax (HE20)	17.26	0.053	17.29	0.054	20.29	0.107
	802.11ax (HE40)	16.82	0.048	16.93	0.049	19.88	0.097
	802.11ax (HE80)	15.69	0.037	15.79	0.038	18.75	0.075
UNII3	802.11ax (HE20)	17.23	0.053	17.41	0.055	20.32	0.108
	802.11ax (HE40)	16.80	0.048	16.94	0.049	19.85	0.097
	802.11ax (HE80)	15.74	0.037	15.81	0.038	18.79	0.076

3. TEST METHODOLOGY

The measurement procedure described in FCC KDB 789033 D02 General UNII Test Procedures New Rules v02r01 dated December 14, 2017 entitled "Guidelines for Compliance Testing of Unlicensed National Information Infrastructure (U-NII) Devices Part15, Subpart E" and ANSI C63.10(Version : 2013) 'the American National Standard of Procedures for Compliance Testing of Unlicensed Wireless Devices' were used in the measurement.

EUT CONFIGURATION

The EUT configuration for testing is installed on RF field strength measurement to meet the Commissions requirement and operating in a manner that intends to maximize its emission characteristics in a continuous normal application.

EUT EXERCISE

The EUT was operated in the engineering mode to fix the Tx frequency that was for the purpose of the measurements. According to its specifications, the EUT must comply with the requirements of the Section 15.207, 15.209 and 15.407 under the FCC Rules Part 15 Subpart E.

GENERAL TEST PROCEDURES

Conducted Emissions

The EUT is placed on the turntable, which is 0.8 m above ground plane. According to the requirements in Section 6.2 of ANSI C63.10. (Version :2013) Conducted emissions from the EUT measured in the frequency range between 0.15 MHz and 30MHz using CISPR Quasi-peak and average detector modes.

Radiated Emissions

The EUT is placed on a turn table, which is 0.8 m above ground plane below 1GHz. Above 1GHz with 1.5m using absorbers between the EUT and receive antenna. The turntable shall rotate 360 degrees to determine the position of maximum emission level. EUT is set 3 m away from the receiving antenna, which varied from 1 m to 4 m to find out the highest emission. And also, each emission was to be maximized by changing the polarization of receiving antenna both horizontal and vertical. In order to find out the max. emission, the relative positions of this hand-held transmitter (EUT) was rotated through three orthogonal axes according to the requirements in Section 6.6.5 of ANSI C63.10. (Version: 2013)

DESCRIPTION OF TEST MODES

The EUT has been tested under operating condition. Test program used to control the EUT for staying in continuous transmitting and receiving mode is programmed.

4. INSTRUMENT CALIBRATION

The measuring equipment, which was utilized in performing the tests documented herein, has been calibrated in accordance with the manufacturer's recommendations for utilizing calibration equipment's, which is traceable to recognized national standards.

Especially, all antenna for measurement is calibrated in accordance with the requirements of C63.5 (Version : 2017).

5. FACILITIES AND ACCREDITATIONS

5.1 FACILITIES

The SAC(Semi-Anechoic Chamber) and conducted measurement facility used to collect the radiated data are located at the 74, Seoicheon-ro 578beon-gil, Majang-myeon, Icheon-si, Gyeonggi-do, 17383, Rep. of KOREA. The site is constructed in conformance with the requirements of ANSI C63.4. (Version :2014) and CISPR Publication 22.

Detailed description of test facility was submitted to the Commission and accepted dated April 02, 2018 (Registration Number: KR0032).

5.2 EQUIPMENT

Radiated emissions are measured with one or more of the following types of Linearly polarized antennas: tuned dipole, bi-conical, log periodic, bi-log, and/or ridged waveguide, horn. Spectrum analyzers with pre-selectors and quasi-peak detectors are used to perform radiated measurements.

Conducted emissions are measured with Line Impedance Stabilization Networks and EMI Test Receivers. Calibrated wideband preamplifiers, coaxial cables, and coaxial attenuators are also used for making measurements.

All receiving equipment conforms to CISPR Publication 16-1, "Radio Interference Measuring Apparatus and Measurement Methods."

6. ANTENNA REQUIREMENTS

According to FCC 47 CFR §15.203, §15.407:

"An intentional radiator antenna shall be designed to ensure that no antenna other than that furnished by the responsible party can be used with the device. The use of a permanently attached antenna or of an antenna that uses a unique coupling to the intentional radiator shall be considered sufficient to comply with the provisions of this section."

- (1) The antennas of this E.U.T are permanently attached.
- (2) The E.U.T Complies with the requirement of §15.203, §15.407

7. MEASUREMENT UNCERTAINTY

The measurement uncertainties shown below were calculated in accordance with the requirements of ANSI C63.10-2013.

All measurement uncertainty values are shown with a coverage factor of $k = 2$ to indicate a 95 % level of confidence.

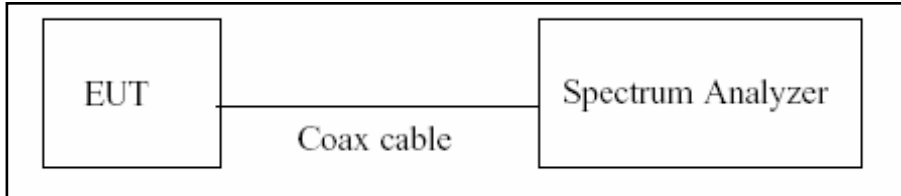
The measurement data shown herein meets or exceeds the U_{CISPR} measurement uncertainty values specified in CISPR 16-4-2 and, thus, can be compared directly to specified limits to determine compliance.

Parameter	Expanded Uncertainty (\pm dB)
Conducted Disturbance (150 kHz ~ 30 MHz)	1.82
Radiated Disturbance (9 kHz ~ 30 MHz)	3.40
Radiated Disturbance (30 MHz ~ 1 GHz)	4.80
Radiated Disturbance (1 GHz ~ 18 GHz)	5.70
Radiated Disturbance (18 GHz ~ 40 GHz)	5.05

8. DESCRIPTION OF TESTS

8.1. Duty Cycle

Test Configuration



Test Procedure

The transmitter output is connected to the Spectrum Analyzer.

We tested according to Procedure B.2 in KDB 789033 D02 v02r01.

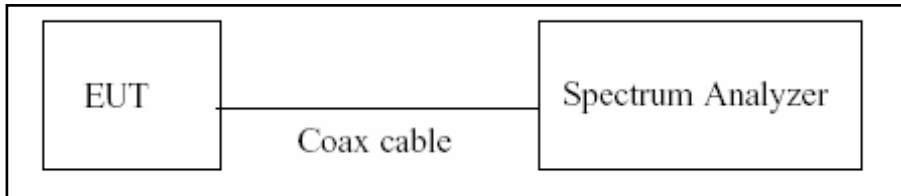
1. RBW = 8 MHz (the largest available value)
2. VBW = 8 MHz (\geq RBW)
3. SPAN = 0 Hz
4. Detector = Peak
5. Number of points in sweep > 100
6. Trace mode = Clear write
7. Measure T_{total} and T_{on}
8. Calculate Duty Cycle = T_{on} / T_{total} and Duty Cycle Factor = $10\log(1/\text{Duty Cycle})$

8.2. 6dB Bandwidth & 26dB Bandwidth

Limit

Within the 5.725-5.85 GHz band, the minimum 6 dB bandwidth of U-NII devices shall be at least 500 kHz.

Test Configuration



Test Procedure(26dB Bandwidth)

The transmitter output is connected to the Spectrum Analyzer.

We tested according to Procedure C.1 in KDB 789033 D02 v02r01.

1. RBW = approximately 1 % of the emission bandwidth
2. VBW > RBW
3. Detector = Peak
4. Trace mode = max hold
5. Measure the maximum width of the emission that is 26 dB down from the maximum of the emission.
Compare this with the RBW setting of the analyzer. Readjust RBW and repeat measurement as needed until the RBW/EBW ratio is approximately 1 %.

Test Procedure (6dB Bandwidth)

The transmitter output is connected to the Spectrum Analyzer.

We tested according to Procedure C.2 in KDB 789033 D02 v02r01.

1. RBW = 100 kHz
2. VBW $\geq 3 \times$ RBW
3. Detector = Peak
4. Trace mode = max hold
5. Allow the trace to stabilize
6. Measure the maximum width of the emission that is constrained by the frequencies associated with the two outermost amplitude points(upper and lower frequencies) that are attenuated by 6 dB relative to the maximum level measured in the fundamental emission.

Note:

1. We tested X dB bandwidth using the automatic bandwidth measurement capability of a spectrum analyzer.
2. DFS test channels should be defined. So, We performed the OBW test to prove that no part of the fundamental emissions of any channels belong to UNII1 and UNII3 band for DFS.
3. The 26 dB bandwidth is used to determine the conducted power limits.

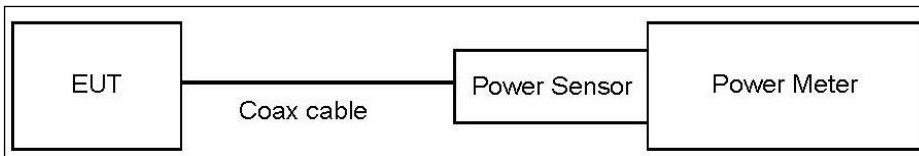
8.3. Output Power Measurement

Limit

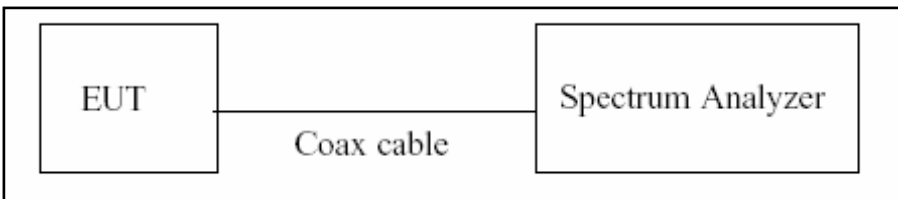
Band	Limit
UNII 1	- Master : Not exceed 1 W(=30dBm) - Slave : Not exceed 250 mW(=23.98 dBm)
UNII 2A, 2C	Not exceed the lesser of 250 mW or 11 dBm + 10 log B, (where B is the 26 dB emission bandwidth in megahertz.)
UNII 3	Not exceed 1 W(=30dBm)

Test Configuration

Power Meter



Spectrum Analyzer(Only Straddle Channel)



Test Procedure(Power Meter)

We tested according to Procedure E.3.a in KDB 789033 D02 v02r01.

1. Measure the duty cycle.
2. Measure the average power of the transmitter. This measurement is an average over both the on and off periods of the transmitter.
3. Add 10 log (1/x), where x is the duty cycle, to the measured power in order to compute the average power during the actual transmission times.

Test Procedure(Spectrum Analyzer)

The transmitter output is connected to the Spectrum Analyzer.

We use the spectrum analyzer's integrated band power measurement function.

We tested according to Procedure E.2.d) in KDB 789033 D02 v02r01.

1. Measure the duty cycle.
2. Set span to encompass the 26 dB EBW of the signal.
3. RBW = 1 MHz.
4. VBW ≥ 3 MHz.
5. Number of points in sweep ≥ 2 x span/RBW.
6. Sweep time = auto.
7. Detector = RMS.
8. Do not use sweep triggering. Allow the sweep to “free run”.
9. Trace average at least 100 traces in power averaging(RMS) mode
10. Integrated bandwidth = OBW
11. Add $10\log(1/x)$, where x is the duty cycle, to the measured power in order to compute the average power during the actual transmission times.

Sample Calculation

Total Power(dBm) = Reading Value(dBm) + ATT loss(dB) + Cable loss(dB) + Duty Cycle Factor(dB)

Note

1. Spectrum reading values are not plot data.
The power results in plot is already including the actual values of loss for the attenuator and cable combination.
2. Spectrum offset = Attenuator loss(20 dB) + Cable loss
3. Actual value of loss for the attenuator and cable combination is below table.

Band	Loss(dB)
UNII 1	20.70
UNII 2A	20.70
UNII 2C	20.70
UNII 3	20.70

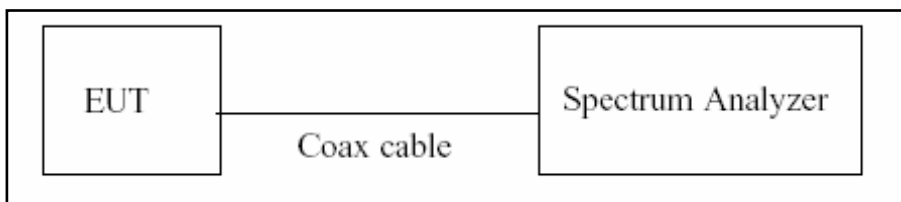
(Actual value of loss for the attenuator and cable combination)

8.4. Power Spectral Density

Limit

Band	Limit
UNII 1	11 dBm/MHz
UNII 2A, 2C	11 dBm/MHz
UNII 3	30 dBm/500 kHz

Test Configuration



Test Procedure

We tested according to Procedure F in KDB 789033 D02 v02r01.

1. Set span to encompass the entire emission bandwidth(EBW) of the signal.
2. RBW = 1 MHz(510 kHz for UNII 3)
3. VBW \geq 3 MHz
4. Number of points in sweep \geq 2 x span/RBW.
5. Sweep time = auto.
6. Detector = RMS(i.e., power averaging), if available. Otherwise, use sample detector mode.
7. Do not use sweep triggering. Allow the sweep to "free run".
8. Trace average at least 100 traces in power averaging(RMS) mode
9. Use the peak search function on the spectrum analyzer to find the peak of the spectrum.
10. If Method SA-2 was used, add $10 \log(1/x)$, where x is the duty cycle, to the peak of the spectrum.

Sample Calculation

Total PSD(dBm) = Reading Value(dBm) + ATT loss(dB) + Cable loss(dB) + Duty Cycle Factor(dB)

Note

1. Spectrum reading values are not plot data.

The PSD results in plot is already including the actual values of loss for the attenuator and cable combination.

2. Spectrum offset = Attenuator loss(20 dB) + Cable loss

3. Actual value of loss for the attenuator and cable combination is below table.

Band	Loss(dB)
UNII 1	20.70
UNII 2A	20.70
UNII 2C	20.70
UNII 3	20.70

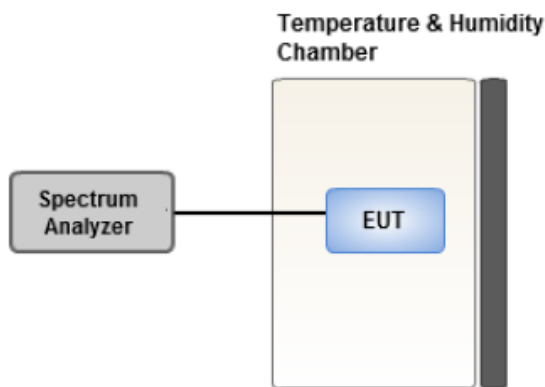
(Actual value of loss for the attenuator and cable combination)

8.5. Frequency Stability

Limit

Maintained within the band

Test Configuration



Test Procedure

1. The EUT was placed inside an environmental chamber as the temperature in the chamber was varied between -30 °C and 50 °C.
2. The temperature was incremented by 10 °C intervals and the unit was allowed to stabilize at each temperature before each measurement. The center frequency of the transmitting channel was evaluated at each temperature and the frequency deviation from the channel's center frequency was recorded.
3. The primary supply voltage is varied from 85% to 115% of the nominal value for non hand-carried battery and AC powered equipment. For hand-carried, battery-powered equipment, primary supply voltage is reduced to the battery operating end point which shall be specified by the manufacturer.
4. While maintaining a constant temperature inside the environmental chamber, turn the EUT ON and record the operating frequency at startup, and at 2 minutes, 5 minutes, and 10 minutes after the EUT is energized. Four measurements in total are made.

8.6. AC Power line Conducted Emissions

Limit

For an intentional radiator that is designed to be connected to the public utility (AC) power line, the radio frequency voltage that is conducted back onto the AC power line on any frequency or frequencies, within the band 150 kHz to 30 MHz, shall not exceed the limits in the following table, as measured using a 50 μ H/50 ohms line impedance stabilization network (LISN).

Frequency Range (MHz)	Limits (dB μ V)	
	Quasi-peak	Average
0.15 to 0.50	66 to 56 ^(a)	56 to 46 ^(a)
0.50 to 5	56	46
5 to 30	60	50

^(a)Decreases with the logarithm of the frequency.

Compliance with this provision shall be based on the measurement of the radio frequency voltage between each power line (LINE and NEUTRAL) and ground at the power terminals.

Test Configuration

See test photographs attached in Annex A for the actual connections between EUT and support equipment.

Test Procedure

1. The EUT is placed on a wooden table 80 cm above the reference ground plane.
2. The EUT is connected via LISN to a test power supply.
3. The measurement results are obtained as described below:
4. Detectors : Quasi Peak and Average Detector.

Sample Calculation

Quasi-peak(Final Result) = Reading Value + Correction Factor

8.7. Radiated Test

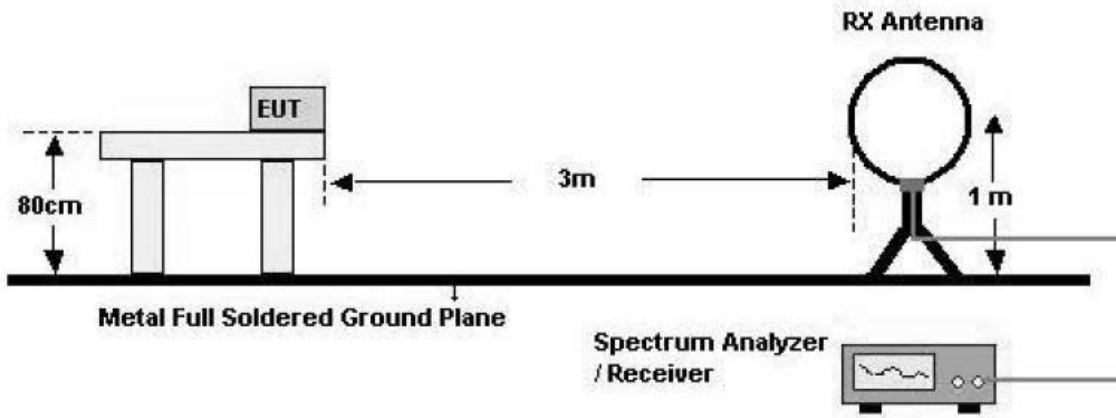
Limit

1. UNII 1: All emissions outside of the 5.15-5.35 GHz band shall not exceed an EIRP of -27 dBm/MHz.
2. UNII 2A, 2C: All emissions outside of the 5.47-5.725 GHz band shall not exceed an EIRP of -27 dBm/MHz.
3. UNII 3: All emissions shall be limited to a level of -27 dBm/MHz at 75 MHz or more above or below the band edge increasing linearly to 10 dBm/MHz at 25 MHz above or below the band edge, and from 25 MHz above or below the band edge increasing linearly to a level of 15.6 dBm/MHz at 5 MHz above or below the band edge, and from 5 MHz above or below the band edge increasing linearly to a level of 27 dBm/MHz at the band edge.
4. All out of band emissions appearing in a restricted band as specified in Section 15.205 of the Title 47 CFR must not exceed the limits shown in Section 15.209.

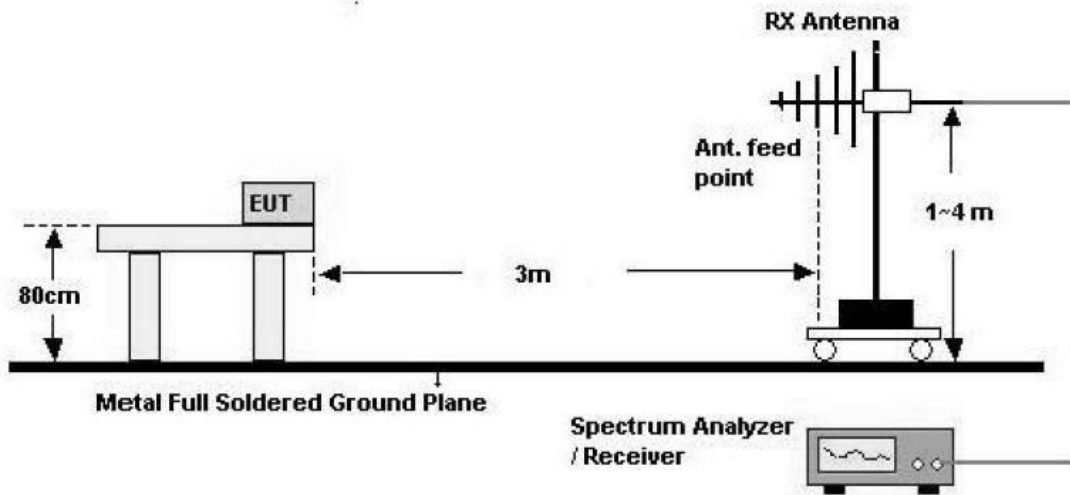
Frequency (MHz)	Field Strength (uV/m)	Measurement Distance (m)
0.009 – 0.490	2400/F(kHz)	300
0.490 – 1.705	24000/F(kHz)	30
1.705 – 30	30	30
30-88	100	3
88-216	150	3
216-960	200	3
Above 960	500	3

Test Configuration

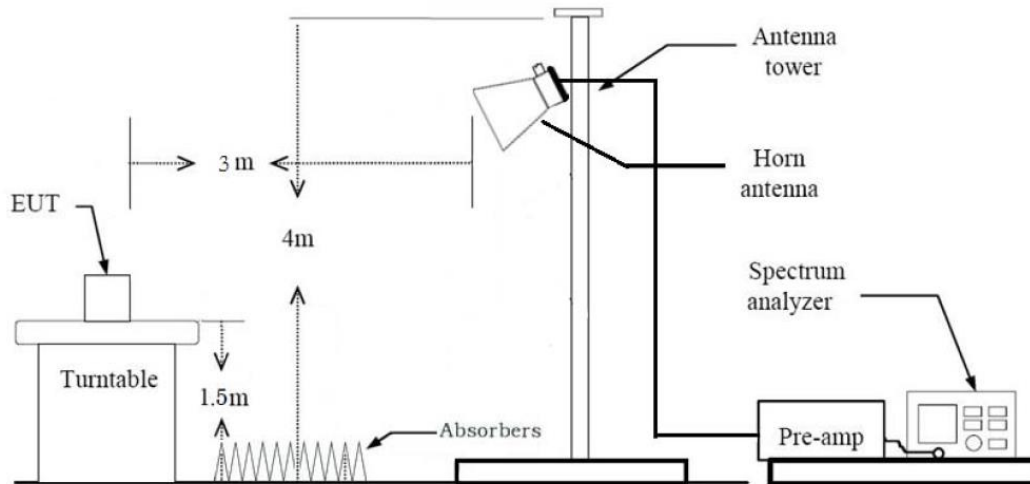
Below 30 MHz



30 MHz - 1 GHz



Above 1 GHz



Test Procedure of Radiated spurious emissions(Below 30 MHz)

1. The EUT was placed on a non-conductive table located on semi-anechoic chamber.
2. The loop antenna was placed at a location 3m from the EUT
3. The EUT is placed on a turntable, which is 0.8m above ground plane.
4. .We have done x, y, z planes in EUT and horizontal and vertical polarization and Parallel to the ground plane in detecting antenna.
5. The turntable shall be rotated for 360 degrees to determine the position of maximum emission level.
6. Distance Correction Factor(0.009 MHz – 0.490 MHz) = $40\log(3\text{ m}/300\text{ m}) = - 80\text{ dB}$
Measurement Distance : 3 m
7. Distance Correction Factor(0.490 MHz – 30 MHz) = $40\log(3\text{ m}/30\text{ m}) = - 40\text{ dB}$
Measurement Distance : 3 m
8. Spectrum Setting
 - Frequency Range = 9 kHz ~ 30 MHz
 - Detector = Peak
 - Trace = Maxhold
 - RBW = 9 kHz
 - VBW $\geq 3 \times$ RBW
9. Total = Reading Value + Antenna Factor(A.F) + Cable Loss(C.L) + Distance Factor(D.F)
10. Measurement value only up to 6 maximum emissions noted, or would be lesser if no specific emissions from the EUT are recorded (ie: margin > 20 dB from the applicable limit) and considered that's already beyond the background noise floor.

KDB 414788 OFS and Chamber Correlation Justification

Base on FCC 15.31 (f) (2): measurements may be performed at a distance closer than that specified in the regulations; however, an attempt should be made to avoid making measurements in the near field.

OFS and chamber correlation testing had been performed and chamber measured test result is the worst case test result.

Test Procedure of Radiated spurious emissions(Below 1GHz)

1. The EUT was placed on a non-conductive table located on semi-anechoic chamber.
2. The EUT is placed on a turntable, which is 0.8m above ground plane.
3. The Hybrid antenna was placed at a location 3m from the EUT, which is varied from 1m to 4m to find out the highest emissions.
4. We have done x, y, z planes in EUT and horizontal and vertical polarization in detecting antenna.
5. The turntable shall be rotated for 360 degrees to determine the position of maximum emission level.
6. Spectrum Setting
 - (1) Measurement Type(Peak):
 - Measured Frequency Range : 30 MHz – 1 GHz
 - Detector = Peak
 - Trace = Maxhold
 - RBW = 100 kHz
 - VBW \geq 3 x RBW
 - (2) Measurement Type(Quasi-peak):
 - Measured Frequency Range : 30 MHz – 1 GHz
 - Detector = Quasi-Peak
 - RBW = 120 kHz
- ※ In general, (1) is used mainly
7. Total = Reading Value + Antenna Factor(A.F) + Cable Loss(C.L)
8. Measurement value only up to 6 maximum emissions noted, or would be lesser if no specific emissions from the EUT are recorded (ie: margin > 20 dB from the applicable limit) and considered that's already beyond the background noise floor.

Test Procedure of Radiated spurious emissions (Above 1 GHz)

1. The EUT is placed on a turntable, which is 1.5 m above ground plane.
2. We have done x, y, z planes in EUT and horizontal and vertical polarization in detecting antenna.
3. The turntable shall be rotated for 360 degrees to determine the position of maximum emission level.
4. EUT is set 3 m away from the receiving antenna, which is varied from 1m to 4m to find out the highest emissions.
5. Maximum procedure was performed on the six highest emissions to ensure EUT compliance.
6. Each emission was to be maximized by changing the polarization of receiving antenna both horizontal and vertical.
7. The unit was tested with its standard battery.
8. Spectrum Setting

(1) Measurement Type (Peak, G.5 in KDB 789033 v02r01):

- RBW = 1 MHz
- VBW \geq 3 MHz
- Detector = Peak
- Sweep Time = auto
- Trace mode = max hold
- Allow sweeps to continue until the trace stabilizes.

Note that if the transmission is not continuous, the time required for the trace to stabilize will increase by a factor of approximately $1/x$, where x is the duty cycle.

(2) Measurement Type (Average, G.6.d in KDB 789033 v02r01):

- RBW = 1 MHz
- VBW(Duty cycle \geq 98 percent) = VBW \leq RBW/100(i.e., 10 kHz) but not less than 10 Hz.
- VBW(Duty cycle is < 98 percent) = VBW \geq $1/T$, where T is the minimum transmission duration.
- The analyzer is set to linear detector mode.
- Detector = Peak.
- Sweep time = auto.
- Trace mode = max hold.
- Allow max hold to run for at least 50 traces if the transmitted signal is continuous or has at least 98 percent duty cycle. For lower duty cycles, increase the minimum number of traces by a factor of $1/x$, where x is the duty cycle.

9. Measurement value only up to 6 maximum emissions noted, or would be lesser if no specific emissions from the EUT are recorded (ie: margin > 20 dB from the applicable limit) and considered that's already beyond the background noise floor
10. Measuring frequencies from 1 GHz to the 10th harmonic of highest fundamental frequency
11. Distance extrapolation factor = $20\log(\text{test distance} / \text{specific distance})$ (dB)
12. Total = Reading Value + Antenna Factor(A.F) + Cable Loss(C.L) - Amp Gain(G) + Distance Factor(D.F)

Test Procedure of Radiated Restricted Band Edge

1. The EUT is placed on a turntable, which is 1.5 m above ground plane.
2. We have done x, y, z planes in EUT and horizontal and vertical polarization in detecting antenna.
3. The turntable shall be rotated for 360 degrees to determine the position of maximum emission level.
4. EUT is set 3 m away from the receiving antenna, which is varied from 1m to 4m to find out the highest emissions.
5. Maximum procedure was performed on the six highest emissions to ensure EUT compliance.
6. Each emission was to be maximized by changing the polarization of receiving antenna both horizontal and vertical.
7. The unit was tested with its standard battery.
8. Spectrum Setting
 - (1) Measurement Type(Peak, G.5 in KDB 789033 v02r01):
 - RBW = 1 MHz
 - VBW \geq 3 MHz
 - Detector = Peak
 - Sweep Time = auto
 - Trace mode = max hold
 - Allow sweeps to continue until the trace stabilizes.Note that if the transmission is not continuous, the time required for the trace to stabilize will increase by a factor of approximately 1/x, where x is the duty cycle.
 - (2) Measurement Type(Average, G.6.d in KDB 789033 v02r01):
 - RBW = 1 MHz
 - VBW(Duty cycle \geq 98 percent) = $VBW \leq RBW/100$ (i.e., 10 kHz) but not less than 10 Hz.
 - VBW(Duty cycle is < 98 percent) = $VBW \geq 1/T$, where T is the minimum transmission duration.
 - The analyzer is set to linear detector mode.
 - Detector = Peak.
 - Sweep time = auto.
 - Trace mode = max hold.
 - Allow max hold to run for at least 50 traces if the transmitted signal is continuous or has at least 98 percent duty cycle. For lower duty cycles, increase the minimum number of traces by a factor of 1/x, where x is the duty cycle.

9. Measured Frequency Range :

- 4 500 MHz ~ 5 150 MHz
- 5 350 MHz ~ 5 460 MHz
- 5 460 MHz ~ 5 470 MHz
- (75 MHz or more below the 5 725 MHz) ~ 5 725 MHz
- 5 850 MHz ~ (75 MHz or more above the 5 850 MHz)

10. Distance extrapolation factor = $20 \log (\text{test distance} / \text{specific distance})$ (dB)

11. Total = Reading Value + Antenna Factor(A.F) + Cable Loss(C.L) - Amp Gain(G) + Attenuator + Distance Factor(D.F)

The actual setting value of VBW

Mode	Tone	Worst Data rate (Mbps)	Duty Cycle	Duty Cycle Factor (dB)	VBW (1/T) (kHz)
802.11ax (HE20)	26	MCS 0	0.994	0.03	0.204
	52	MCS 0	0.982	0.08	0.192
	106	MCS 0	0.961	0.17	0.402
	242	MCS 0	0.920	0.36	0.905
	SU	MCS 0	0.920	0.36	0.905
802.11ax (HE40)	26	MCS 0	0.990	0.04	0.205
	52	MCS 0	0.981	0.08	0.192
	106	MCS 0	0.961	0.17	0.402
	242	MCS 0	0.921	0.36	0.889
	484	MCS 0	0.854	0.69	1.687
	SU	MCS 0	0.858	0.66	1.716
802.11ax (HE80)	26	MCS 0	0.992	0.03	0.204
	52	MCS 0	0.982	0.08	0.192
	106	MCS 0	0.961	0.17	0.402
	242	MCS 0	0.917	0.38	0.893
	484	MCS 0	0.854	0.69	1.687
	996	MCS 0	0.759	1.20	3.133
	SU	MCS 0	0.753	1.23	3.236

Note: The actual setting value of VBW.

- [HE20] : 1 kHz
- [HE40] : 26, 52, 106, 242T : 1 kHz , 484T, SU : 2 kHz
- [HE80] : 26, 52, 106, 242T :1 kHz, 484T : 2 kHz, 996T, SU : 5 kHz

8.8. Test RU offset for Tones

BW (MHz)	Tones (T)	RU offset	Test RU offset		
			Low	Mid	High
20	26	0~8	0	4	8
	52	37~40	37	38	40
	106	53~54	53	-	54
	242	61	-	61	-
40	26	0~17	0	9	17
	52	37~44	37	41	44
	106	53~56	53	54	56
	242	61~62	61	-	62
	484	65	-	65	-
80	26	0~36	0	18	36
	52	37~52	37	45	52
	106	53~60	53	57	60
	242	61~64	61	62	64
	484	65~66	65	-	66
	996	67	-	67	-

8.8. Worst case configuration and mode

Conducted test

1. All data rate of operation were investigated and the worst case results are reported.

- HE20: MCS9 (26Tone, 106Tone)

MCS8 (52Tone)

MCS10 (242Tone, SU)

- HE40: MCS9 (26Tone)

MCS6 (52Tone)

MCS8 (106Tone)

MCS3 (242Tone)

MCS7 (484Tone, SU)

- HE80: MCS9 (26Tone)

MCS7 (52Tone, 242Tone, 996Tone, SU)

MCS4 (106Tone)

MCS3 (484Tone)

2. SM-N981F/DS, SM-N981F were tested and the worst case results are reported.

(Worst case : SM-N981F/DS)

Radiated test

1. Full RU(Resource Unit) mode and SU(Single Unit) mode have no difference in physical waveform.

This Report has been described only Full RU(Resource Unit) mode with worst output power

2. All modes of operation were investigated and the worst case configuration results are reported.

- Mode : Stand alone, Stand alone + External accessories(Earphone, etc)

- Worstcase : Stand alone

3. EUT Axis

- Radiated Spurious Emissions : Y,Z

- Radiated Restricted Band Edge : Z

4. All data rate of operation were investigated and the worst case results are reported.

(Worst case : MCS0)

5. All Antenna of operation were investigated and the worst case results are reported

- Mode : Ant1(SISO), Ant2(SISO), Ant1+Ant2(SDM), Ant1+Ant2(CDD)

- Worstcase : Ant1+Ant2(CDD)

6. All position of loop antenna were investigated and the test result is a no critical peak found at all positions.

- Position : Horizontal, Vertical, Parallel to the ground plane

7. SM-N981F/DS, SM-N981F were tested and the worst case results are reported.

(Worst case : SM-N981F/DS)

8. All mode(Tone, RU Offset) of operation were investigated and the worst case configuration results are reported

Test	Tone	RU Offset
RSE	[HE 20] Worst case(Highest Power) : 242T	[HE 20] 61 (Mid)
	[HE 40] Worst case(Highest Power) : 484T	[HE 40] 65 (Mid)
	[HE 80 B1,B2A] :Worst case(Highest Power) : 484T	[HE 80] 66 (High)
	[HE 80 B2C,B3] Worst case(Highest Power) : 996T	[HE 80] 67 (Mid)
	[HE 20] Worst case(Highest PSD) : 26T	[HE 20] 4 (Mid)
	[HE 40] Worst case(Highest PSD) : 26T	[HE 40] 9 (Mid)
Bandedge	[HE 20] Worst case(Highest Power) : 242T	[HE20] Low Edge: 61 High Edge: 61
	[HE 40] Worst case(Highest Power) : 484T	[HE40] Low Edge: 65 High Edge: 65
	[HE 80] Worst case(Highest Power) : 996T	[HE80] Low Edge: 67 High Edge: 67
	[HE 20] Worst case(Highest PSD) : 26T	[HE20] Low Edge: 0 High Edge: 8
	[HE 40] Worst case(Highest PSD) : 26T	[HE40] Low Edge: 0 High Edge: 17
	[HE 80] Worst case(Highest PSD) : 26T	[HE80] Low Edge: 0 High Edge: 36
	[HE20] Additional Tone : 106T	[HE20] Low Edge: 53 High Edge: 54
	[HE40] Additional Tone : 52, 106, 242T	[HE40] Low Edge: 37,53,61 High Edge: 44,56,62
	[HE80] Additional Tone : 26, 52, 106, 242, 484T	[HE80] Low Edge: 0,37,53,61,65 High Edge: 36,52,60,64,66

9. Radiated Spurious Emission

- All band of operation were investigated and the worst case band results are reported.
- Worstcase band : UNII 3

Radiated test(DBS)

1. All modes of operation were investigated and the worst case configuration results are reported.

- Mode : Stand alone, Stand alone + External accessories(Earphone, etc)
- Worstcase : Stand alone

2. SM-N981F/DS, SM-N981F were tested and the worst case results are reported.

(Worst case : SM-N981F/DS)

3. EUT Axis

- Radiated Spurious Emissions : Y,Z

4. Test case

RSDB	5GHz WIFI		2.4GHz WIFI		Test case
	Ant1	Ant2	Ant1	Ant2	
2.4 GHz + 5 GHz RSDB Only	A			B	Case1
		A	B		Case2
	A		B		-
		A		B	-
2.4 GHz + 5 GHz RSDB & MIMO	A	A	B		-
	A	A		B	-
	A		B	B	-
		A	B	B	-
2.4 GHz + 5 GHz RSDB MIMO	A	A	B	B	Case3

Not RSDB	5GHz WIFI		2.4GHz Bluetooth	Test case
	Ant1	Ant2	Ant1	
Bluetooth + 5 GHz	A		B	-
		A	B	-
	A	A	B	Case4

5. The following tables show the worst case configurations determined during testing.

(Worst case: The lowest margin condition the channels and modes were selected for test.)

Test case	Description	2.4 GHz Emission	5 GHz Emission
1	Antenna	Ant 2	Ant 1
	Channel	6	159
	Data Rate	1Mbps	MCS0
	Mode	802.11b	802.11ax(HE40)(26 Tone)(RU 9)

Test case	Description	2.4 GHz Emission	5 GHz Emission
2	Antenna	Ant 1	Ant 2
	Channel	1	159
	Data Rate	1Mbps	MCS0
	Mode	802.11b	802.11ax(HE40)(26 Tone)(RU 9)

Test case	Description	2.4 GHz Emission	5 GHz Emission
3	Antenna	Ant 1 + Ant 2	Ant 1 + Ant 2
	Channel	1	159
	Data Rate	MCS0	MCS0
	Mode	802.11ax(HE20)(26 Tone)(RU 8)	802.11ax(HE40)(26 Tone)(RU 9)

Test case	Description	Bluetooth Emission	5 GHz Emission
4	Antenna	Ant 1	Ant 1 + Ant 2
	Channel	0	159
	Data Rate	1 Mbps	MCS 0
	Mode	GFSK : DH5	802.11ax(HE40)(26 Tone)(RU 9)

AC Power line Conducted Emissions

1. All modes of operation were investigated and the worst case configuration results are reported.

- Mode : Stand alone + External accessories(Earphone, etc)+Travel Adapter, Stand alone + Travel Adapter
- Worstcase : Stand alone + Travel Adapter

2. SM-N981F/DS, SM-N981F were tested and the worst case results are reported.

(Worst case : SM-N981F/DS)

9. SUMMARY OF TEST RESULTS

Test Description	FCC Part Section(s)	Test Limit	Test Condition	Test Result
26dB Bandwidth	§15.407 (for Power Measurement)	N/A	Conducted	PASS
6 dB Bandwidth	§15.407(e)	>500 kHz (5725-5850 MHz)		PASS
Maximum Conducted Output Power	§15.407(a)(1)	< 250 mW (5150-5250 MHz) < 250 mW or 11+10log ₁₀ (BW) dBm (5250-5350 MHz) < 250 mW or 11+10log ₁₀ (BW) dBm (5470-5725 MHz) <1 W (5725-5850 MHz)		PASS
Peak Power Spectral Density	§15.407(a)(1),(5)	<11 dBm/ MHz (5150-5250 MHz) <11 dBm/ MHz (5250-5350 MHz) <11 dBm/ MHz (5470-5725 MHz) <30 dBm/500 kHz (5725-5850 MHz)		PASS
Frequency Stability	§15.407(g) §2.1055	Maintained within the band		PASS (Note1)
AC Conducted Emissions 150 kHz-30 MHz	15.207	<FCC 15.207 limits		PASS (Note1)
Undesirable Emissions	§15.407(b)	<-27 dBm/MHz EIRP (UNII1, 2A, 2C) cf. Section 8.7 (UNII 3)		PASS
General Field Strength Limits (Restricted Bands and Radiated Emission Limits)	15.205, 15.407(b)(5), (6)	Emissions in restricted bands must meet the radiated limits detailed in 15.209	Radiated	PASS

Note:

1. Please refer to the SM-N981F/DS [UNII] Test Report.

10. TEST RESULT

10.1 DUTY CYCLE

802.11ax(HE20)

Mode	Tone (T)	Data Rate	On Time (ms)	Total Time (ms)	Duty Cycle	Duty Cycle Factor (dB)
802.11ax (HE20)	26	MCS0	4.904	4.934	0.994	0.03
		MCS1	5.221	5.319	0.982	0.08
		MCS2	3.494	3.598	0.971	0.13
		MCS3	2.640	2.741	0.963	0.16
		MCS4	1.778	1.880	0.946	0.24
		MCS5	1.353	1.454	0.930	0.31
		MCS6	1.206	1.307	0.922	0.35
		MCS7	1.099	1.201	0.916	0.38
		MCS8	0.922	1.023	0.901	0.45
		MCS9	0.841	0.942	0.892	0.49
	52	MCS0	5.213	5.311	0.982	0.08
		MCS1	2.640	2.741	0.963	0.16
		MCS2	1.778	1.880	0.946	0.24
		MCS3	1.353	1.449	0.934	0.30
		MCS4	0.922	1.023	0.901	0.45
		MCS5	0.709	0.811	0.875	0.58
		MCS6	0.638	0.740	0.863	0.64
		MCS7	0.588	0.689	0.853	0.69
		MCS8	0.491	0.593	0.829	0.81
		MCS9	0.456	0.557	0.818	0.87
	106	MCS0	2.488	2.589	0.961	0.17
		MCS1	1.277	1.378	0.926	0.33
		MCS2	0.871	0.973	0.896	0.48
		MCS3	0.674	0.775	0.869	0.61
		MCS4	0.471	0.573	0.823	0.85
		MCS5	0.370	0.471	0.785	1.05
		MCS6	0.334	0.436	0.767	1.15
		MCS7	0.309	0.410	0.753	1.23
		MCS8	0.263	0.365	0.722	1.41
		MCS9	0.248	0.350	0.710	1.49
	242	MCS0	1.105	1.201	0.920	0.36
MCS1		0.593	0.694	0.854	0.69	

Mode	Tone (T)	Data Rate	On Time (ms)	Total Time (ms)	Duty Cycle	Duty Cycle Factor (dB)
		MCS2	0.415	0.512	0.812	0.91
		MCS3	0.329	0.431	0.765	1.17
		MCS4	0.238	0.339	0.701	1.54
		MCS5	0.193	0.294	0.655	1.84
		MCS6	0.182	0.279	0.655	1.84
		MCS7	0.172	0.269	0.642	1.93
		MCS8	0.157	0.253	0.620	2.08
		MCS9	0.147	0.248	0.592	2.28
		MCS10	0.137	0.238	0.574	2.41
		MCS11	0.127	0.228	0.556	2.55

802.11ax(HE40)

Mode	Tone (T)	Data Rate	On Time (ms)	Total Time (ms)	Duty Cycle	Duty Cycle Factor (dB)
802.11ax(HE40)	26	MCS0	4.882	4.929	0.990	0.04
		MCS1	5.213	5.319	0.980	0.09
		MCS2	3.501	3.602	0.972	0.12
		MCS3	2.640	2.741	0.963	0.16
		MCS4	1.778	1.880	0.946	0.24
		MCS5	1.353	1.454	0.930	0.31
		MCS6	1.211	1.307	0.926	0.33
		MCS7	1.099	1.201	0.916	0.38
		MCS8	0.922	1.023	0.901	0.45
		MCS9	0.841	0.942	0.892	0.49
	52	MCS0	5.214	5.315	0.981	0.08
		MCS1	2.640	2.741	0.963	0.16
		MCS2	1.778	1.880	0.946	0.24
		MCS3	1.353	1.454	0.930	0.31
		MCS4	0.927	1.023	0.906	0.43
		MCS5	0.709	0.811	0.875	0.58
		MCS6	0.633	0.735	0.862	0.64
		MCS7	0.588	0.684	0.859	0.66
		MCS8	0.491	0.593	0.829	0.81
		MCS9	0.456	0.557	0.818	0.87
	106	MCS0	2.488	2.589	0.961	0.17
		MCS1	1.277	1.378	0.926	0.33
		MCS2	0.871	0.973	0.896	0.48
		MCS3	0.669	0.770	0.868	0.61
		MCS4	0.466	0.567	0.821	0.85
		MCS5	0.370	0.471	0.785	1.05
		MCS6	0.334	0.436	0.767	1.15
		MCS7	0.309	0.410	0.753	1.23
		MCS8	0.263	0.365	0.722	1.41
		MCS9	0.248	0.350	0.710	1.49
	242	MCS0	1.125	1.221	0.921	0.36
		MCS1	0.593	0.694	0.854	0.69
		MCS2	0.415	0.517	0.804	0.95
		MCS3	0.329	0.431	0.765	1.17

Mode	Tone (T)	Data Rate	On Time (ms)	Total Time (ms)	Duty Cycle	Duty Cycle Factor (dB)
		MCS4	0.243	0.339	0.716	1.45
		MCS5	0.193	0.294	0.655	1.84
		MCS6	0.182	0.284	0.643	1.92
		MCS7	0.172	0.274	0.630	2.01
		MCS8	0.157	0.258	0.608	2.16
		MCS9	0.142	0.243	0.583	2.34
		MCS10	0.137	0.238	0.574	2.41
		MCS11	0.127	0.228	0.556	2.55
	484	MCS0	0.593	0.694	0.854	0.69
		MCS1	0.329	0.431	0.765	1.17
		MCS2	0.238	0.339	0.701	1.54
		MCS3	0.198	0.299	0.661	1.80
		MCS4	0.157	0.253	0.620	2.08
		MCS5	0.132	0.233	0.565	2.48
		MCS6	0.127	0.228	0.556	2.55
		MCS7	0.117	0.218	0.535	2.72
		MCS8	0.117	0.218	0.535	2.72
		MCS9	0.106	0.208	0.512	2.91
		MCS10	0.101	0.203	0.500	3.01
		MCS11	0.096	0.198	0.487	3.12

802.11ax(HE80)

Mode	Tone (T)	Data Rate	On Time (ms)	Total Time (ms)	Duty Cycle	Duty Cycle Factor (dB)
802.11ax (HE80)	26	MCS0	4.897	4.934	0.992	0.03
		MCS1	5.213	5.319	0.980	0.09
		MCS2	3.494	3.598	0.971	0.13
		MCS3	2.640	2.741	0.963	0.16
		MCS4	1.778	1.880	0.946	0.24
		MCS5	1.348	1.454	0.927	0.33
		MCS6	1.206	1.307	0.922	0.35
		MCS7	1.105	1.201	0.920	0.36
		MCS8	0.922	1.023	0.901	0.45
		MCS9	0.841	0.942	0.892	0.49
	52	MCS0	5.221	5.319	0.982	0.08
		MCS1	2.640	2.741	0.963	0.16
		MCS2	1.783	1.885	0.946	0.24
		MCS3	1.353	1.454	0.930	0.31
		MCS4	0.927	1.023	0.906	0.43
		MCS5	0.709	0.811	0.875	0.58
		MCS6	0.633	0.735	0.862	0.64
		MCS7	0.583	0.684	0.852	0.70
		MCS8	0.497	0.598	0.831	0.81
		MCS9	0.456	0.557	0.818	0.87
	106	MCS0	2.488	2.589	0.961	0.17
		MCS1	1.277	1.378	0.926	0.33
		MCS2	0.871	0.973	0.896	0.48
		MCS3	0.669	0.770	0.868	0.61
		MCS4	0.466	0.567	0.821	0.85
		MCS5	0.370	0.471	0.785	1.05
		MCS6	0.339	0.436	0.779	1.08
		MCS7	0.309	0.410	0.753	1.23
		MCS8	0.263	0.365	0.722	1.41
		MCS9	0.253	0.355	0.714	1.46
	242	MCS0	1.120	1.221	0.917	0.38
		MCS1	0.593	0.694	0.854	0.69
		MCS2	0.415	0.517	0.804	0.95

Mode	Tone (T)	Data Rate	On Time (ms)	Total Time (ms)	Duty Cycle	Duty Cycle Factor (dB)	
		MCS3	0.329	0.431	0.765	1.17	
		MCS4	0.238	0.339	0.701	1.54	
		MCS5	0.198	0.299	0.661	1.80	
		MCS6	0.187	0.284	0.661	1.80	
		MCS7	0.172	0.274	0.630	2.01	
		MCS8	0.157	0.253	0.620	2.08	
		MCS9	0.147	0.248	0.592	2.28	
		MCS10	0.142	0.238	0.596	2.25	
		MCS11	0.127	0.228	0.556	2.55	
		484	MCS0	0.593	0.694	0.854	0.69
			MCS1	0.329	0.431	0.765	1.17
	MCS2		0.238	0.339	0.701	1.54	
	MCS3		0.193	0.294	0.655	1.84	
	MCS4		0.157	0.258	0.608	2.16	
	MCS5		0.132	0.233	0.565	2.48	
	MCS6		0.127	0.228	0.556	2.55	
	MCS7		0.122	0.223	0.545	2.63	
	MCS8		0.117	0.213	0.548	2.62	
	MCS9		0.106	0.208	0.512	2.91	
	MCS10		0.106	0.203	0.525	2.80	
	MCS11	0.096	0.198	0.487	3.12		
	996	MCS0	0.319	0.421	0.759	1.20	
		MCS1	0.193	0.294	0.655	1.84	
		MCS2	0.152	0.253	0.600	2.22	
		MCS3	0.127	0.228	0.556	2.55	
		MCS4	0.111	0.208	0.537	2.70	
		MCS5	0.091	0.193	0.474	3.25	
		MCS6	0.096	0.198	0.487	3.12	
		MCS7	0.096	0.198	0.487	3.12	
		MCS8	0.091	0.193	0.474	3.25	
		MCS9	0.086	0.187	0.459	3.38	
		MCS10	0.086	0.187	0.459	3.38	
	MCS11	0.086	0.187	0.459	3.38		

Mode	BW	Data Rate	On Time (ms)	Total Time (ms)	Duty Cycle	Duty Cycle Factor (dB)
802.11ax (SU)	BW 20	MCS0	1.105	1.201	0.920	0.36
		MCS1	0.583	0.684	0.852	0.70
		MCS2	0.410	0.507	0.810	0.92
		MCS3	0.324	0.421	0.771	1.13
		MCS4	0.233	0.334	0.697	1.57
		MCS5	0.187	0.289	0.649	1.88
		MCS6	0.177	0.279	0.636	1.96
		MCS7	0.167	0.269	0.623	2.06
		MCS8	0.152	0.253	0.600	2.22
		MCS9	0.142	0.238	0.596	2.25
		MCS10	0.132	0.233	0.565	2.48
		MCS11	0.122	0.223	0.545	2.63
	BW 40	MCS0	0.583	0.679	0.858	0.66
		MCS1	0.324	0.421	0.771	1.13
		MCS2	0.233	0.334	0.697	1.57
		MCS3	0.193	0.289	0.667	1.76
		MCS4	0.152	0.253	0.600	2.22
		MCS5	0.127	0.228	0.556	2.55
		MCS6	0.122	0.223	0.545	2.63
		MCS7	0.111	0.213	0.524	2.81
		MCS8	0.106	0.208	0.512	2.91
		MCS9	0.101	0.203	0.500	3.01
		MCS10	0.101	0.203	0.500	3.01
		MCS11	0.091	0.187	0.486	3.13
	BW 80	MCS0	0.309	0.410	0.753	1.23
		MCS1	0.187	0.289	0.649	1.88
		MCS2	0.152	0.248	0.612	2.13
		MCS3	0.127	0.223	0.568	2.46
		MCS4	0.106	0.203	0.525	2.80
		MCS5	0.091	0.193	0.474	3.25
		MCS6	0.091	0.193	0.474	3.25
		MCS7	0.086	0.187	0.459	3.38
		MCS8	0.086	0.187	0.459	3.38
MCS9		0.086	0.187	0.459	3.38	

Mode	BW	Data Rate	On Time (ms)	Total Time (ms)	Duty Cycle	Duty Cycle Factor (dB)
		MCS10	0.081	0.177	0.457	3.40
		MCS11	0.081	0.182	0.444	3.52

10.2 26dB BANDWIDTH

10.2.1 Ant1

Straddle channel data in the table below are for reporting purposes only.

Straddle channel data were added in section 10.6.1.

802.11ax(HE20)

HE20	Frequency [MHz]	Channel No.	RU Index	26dB BW (MHz)				
				26 T	52 T	106 T	242 T	SU
UNII 1	5180	36	Low	20.00	20.46	20.93	-	-
			Mid	18.78	19.81	-	21.67	21.75
			High	20.50	21.14	21.37	-	-
	5200	40	Low	20.14	20.55	20.92	-	-
			Mid	18.83	19.84	-	21.76	21.60
			High	20.63	20.87	20.92	-	-
	5240	48	Low	19.91	20.23	20.79	-	-
			Mid	18.90	19.65	-	21.85	21.69
			High	20.69	20.68	21.21	-	-
UNII 2A	5260	52	Low	19.86	20.24	20.80	-	-
			Mid	19.00	19.60	-	21.90	21.71
			High	20.47	21.09	21.35	-	-
	5280	56	Low	20.07	20.17	20.97	-	-
			Mid	19.33	19.69	-	21.68	21.75
			High	20.47	20.93	21.31	-	-
	5320	64	Low	19.58	20.51	20.95	-	-
			Mid	19.07	19.90	-	21.66	21.75
			High	20.49	20.84	21.13	-	-
UNII 2C	5500	100	Low	19.99	20.48	20.91	-	-
			Mid	19.27	19.25	-	21.80	21.75
			High	20.44	21.02	21.39	-	-
	5600	120	Low	19.96	20.32	20.80	-	-
			Mid	19.26	19.76	-	21.72	21.73
			High	20.60	20.71	21.19	-	-
	5720	144	Low	20.05	20.21	20.89	-	-
			Mid	18.41	19.44	-	21.80	21.49
			High	20.60	20.94	21.29	-	-
UNII 3	5745	149	Low	19.83	20.10	21.48	-	-

HE20	Frequency [MHz]	Channel No.	RU Index	26dB BW (MHz)				
				26 T	52 T	106 T	242 T	SU
			Mid	19.00	19.10	-	21.83	21.86
			High	20.72	21.00	21.15	-	-
	5785	157	Low	19.98	20.26	20.89	-	-
			Mid	19.13	19.61	-	21.68	21.79
			High	20.40	20.94	21.17	-	-
	5825	165	Low	20.00	20.16	21.33	-	-
			Mid	19.06	19.77	-	21.71	21.49
			High	20.49	21.41	21.46	-	-

802.11ax(HE40)

HE40	Frequency [MHz]	Channel No.	RU Index	26dB BW(MHz)					
				26 T	52 T	106 T	242 T	484 T	SU
UNII 1	5190	38	Low	20.36	20.84	23.87	32.57	-	-
			Mid	23.52	24.50	26.55	-	40.47	40.18
			High	20.24	21.36	24.48	33.37	-	-
	5230	46	Low	20.34	21.03	23.73	30.93	-	-
			Mid	22.74	23.25	25.39	-	40.10	40.14
			High	20.02	21.65	23.06	30.23	-	-
UNII 2A	5270	54	Low	20.40	21.11	24.06	29.30	-	-
			Mid	23.47	24.32	26.47	-	40.33	40.12
			High	20.21	21.84	24.38	30.26	-	-
	5310	62	Low	20.17	21.16	23.83	30.28	-	-
			Mid	23.49	23.62	26.47	-	40.24	40.17
			High	20.05	21.85	24.26	31.07	-	-
UNII 2C	5510	102	Low	20.26	20.51	22.81	29.82	-	-
			Mid	23.09	24.75	26.92	-	40.30	40.20
			High	20.22	21.24	23.89	31.12	-	-
	5590	118	Low	19.88	21.14	22.63	30.67	-	-
			Mid	23.16	25.18	26.28	-	40.36	40.17
			High	20.16	21.66	23.84	29.54	-	-
	5710	142	Low	20.03	21.23	23.87	31.18	-	-
			Mid	22.53	25.20	25.33	-	40.29	40.27
			High	20.18	21.74	24.30	30.59	-	-
UNII 3	5755	151	Low	19.92	21.24	22.74	32.25	-	-
			Mid	22.35	24.25	26.04	-	40.21	40.18
			High	20.51	20.55	24.27	31.05	-	-
	5795	159	Low	20.19	21.59	23.88	29.05	-	-
			Mid	23.59	24.20	25.86	-	40.04	40.05
			High	20.33	21.94	24.98	30.37	-	-

802.11ax(HE80)

HE80	Freq. [MHz]	Channel No.	RU Index	26dB BW (MHz)						
				26 T	52 T	106 T	242 T	484 T	996 T	SU
UNII 1	5210	42	Low	20.62	20.87	22.30	38.57	55.74	-	-
			Mid	39.48	25.60	29.15	50.09	-	81.24	81.33
			High	21.80	25.11	28.55	33.50	57.77	-	-
UNII 2A	5290	58	Low	20.33	21.75	24.17	34.78	53.40	-	-
			Mid	40.29	26.40	29.00	49.46	-	81.39	81.57
			High	20.96	23.66	27.62	32.04	56.65	-	-
UNII 2C	5530	106	Low	20.31	22.06	23.07	31.87	50.73	-	-
			Mid	38.97	25.32	30.45	49.65	-	81.44	81.43
			High	23.48	23.46	27.04	34.41	58.78	-	-
	5610	122	Low	21.06	21.77	24.78	36.03	54.20	-	-
			Mid	40.71	27.76	30.03	50.00	-	81.30	81.44
			High	23.23	22.60	26.88	35.69	58.92	-	-
	5690	138	Low	20.94	22.24	24.06	34.25	53.06	-	-
			Mid	40.71	24.54	34.29	50.72	-	81.44	81.29
			High	23.39	24.26	28.09	36.42	57.80	-	-
UNII 3	5775	155	Low	20.92	21.91	23.97	34.01	55.90	-	-
			Mid	40.58	24.88	33.02	51.87	-	81.36	81.53
			High	22.75	22.82	27.14	36.42	58.85	-	-

10.2.2 Ant2

Straddle channel data in the table below are for reporting purposes only.

Straddle channel data were added in section 10.6.1.

802.11ax(HE20)

HE20	Frequency [MHz]	Channel No.	RU Index	26dB BW (MHz)				
				26 T	52 T	106 T	242 T	SU
UNII 1	5180	36	Low	19.94	20.27	20.94	-	-
			Mid	19.12	19.69	-	21.68	21.53
			High	20.38	20.85	21.19	-	-
	5200	40	Low	19.84	20.40	20.91	-	-
			Mid	19.16	19.61	-	21.81	21.73
			High	20.49	20.79	20.91	-	-
	5240	48	Low	20.05	20.40	20.79	-	-
			Mid	19.16	19.67	-	21.74	21.73
			High	20.56	21.03	21.21	-	-
UNII 2a	5260	52	Low	20.05	20.41	20.94	-	-
			Mid	19.05	19.81	-	21.75	21.56
			High	20.78	21.07	21.37	-	-
	5280	56	Low	19.65	20.24	20.99	-	-
			Mid	19.07	19.51	-	21.80	21.75
			High	20.42	20.96	21.15	-	-
	5320	64	Low	19.90	20.40	20.95	-	-
			Mid	18.50	19.83	-	21.92	21.69
			High	20.46	20.93	21.23	-	-
UNII 2c	5500	100	Low	19.80	20.55	20.93	-	-
			Mid	19.20	19.94	-	21.68	21.61
			High	20.50	20.93	21.31	-	-
	5600	120	Low	19.95	20.14	20.79	-	-
			Mid	19.05	19.69	-	21.85	22.00
			High	20.68	20.84	21.36	-	-
	5720	144	Low	20.07	20.41	20.80	-	-
			Mid	18.96	19.75	-	21.85	21.86
			High	20.25	20.51	21.37	-	-
UNII 3	5745	149	Low	19.96	20.32	20.92	-	-
			Mid	18.77	19.57	-	21.94	22.30

HE20	Frequency [MHz]	Channel No.	RU Index	26dB BW (MHz)				
				26 T	52 T	106 T	242 T	SU
	5785	157	High	20.18	21.03	21.38	-	-
			Low	20.00	20.35	21.11	-	-
			Mid	18.96	19.43	-	24.46	22.81
			High	20.48	20.80	21.22	-	-
	5825	165	Low	20.02	20.54	22.06	-	-
			Mid	18.91	19.62	-	21.75	21.91
			High	20.51	21.10	23.43	-	-

802.11ax(HE40)

HE40	Frequency [MHz]	Channel No.	RU Index	26dB BW(MHz)					
				26 T	52 T	106 T	242 T	484 T	SU
UNII 1	5190	38	Low	20.11	21.54	23.00	28.62	-	-
			Mid	23.09	24.44	27.91	-	40.19	40.28
			High	20.18	21.16	24.10	30.39	-	-
	5230	46	Low	20.31	21.39	23.85	30.11	-	-
			Mid	23.08	24.48	26.41	-	40.06	40.23
			High	20.59	21.17	23.51	29.20	-	-
UNII 2a	5270	54	Low	20.11	21.34	24.11	28.45	-	-
			Mid	22.63	23.67	25.82	-	40.27	40.26
			High	19.81	21.79	24.70	34.96	-	-
	5310	62	Low	20.09	20.86	23.98	28.53	-	-
			Mid	23.83	24.49	26.08	-	40.33	40.22
			High	19.56	21.79	24.42	33.01	-	-
UNII 2c	5510	102	Low	20.12	21.09	24.18	28.22	-	-
			Mid	24.07	24.60	26.99	-	40.20	40.24
			High	19.39	20.95	24.35	32.97	-	-
	5590	118	Low	19.72	20.74	21.90	28.61	-	-
			Mid	22.74	24.65	26.93	-	40.17	40.12
			High	20.24	22.05	24.33	33.11	-	-
	5710	142	Low	19.80	20.95	23.62	29.94	-	-
			Mid	22.81	24.40	25.23	-	40.28	40.37
			High	20.65	21.89	24.23	30.76	-	-
UNII 3	5755	151	Low	20.16	21.48	22.54	33.14	-	-
			Mid	23.34	24.62	25.46	-	40.27	40.25
			High	20.32	21.50	26.13	33.48	-	-
	5795	159	Low	20.50	20.98	24.19	30.05	-	-
			Mid	22.56	24.10	26.51	-	40.34	40.24
			High	20.37	20.81	25.02	33.22	-	-

802.11ax(HE80)

HE80	Freq. [MHz]	Channel No.	RU Index	26dB BW (MHz)						
				26 T	52 T	106 T	242 T	484 T	996 T	SU
UNII 1	5210	42	Low	20.13	21.47	24.63	35.22	56.81	-	-
			Mid	39.94	24.87	29.49	54.41	-	81.61	81.42
			High	21.46	23.46	26.67	30.90	56.60	-	-
UNII 2a	5290	58	Low	21.23	21.38	22.84	36.04	55.76	-	-
			Mid	40.42	25.44	28.92	50.76	-	81.60	81.43
			High	23.16	24.52	28.01	34.31	57.89	-	-
UNII 2c	5530	106	Low	20.38	21.09	23.69	33.69	52.59	-	-
			Mid	40.89	26.21	28.72	50.07	-	81.63	81.86
			High	20.70	23.19	28.79	34.61	57.62	-	-
	5610	122	Low	20.39	21.62	22.20	33.11	54.24	-	-
			Mid	38.70	23.99	27.90	50.79	-	81.39	81.37
			High	21.65	23.90	27.70	35.60	57.72	-	-
	5690	138	Low	20.81	22.04	23.72	31.68	52.93	-	-
			Mid	40.56	25.32	29.57	48.99	-	81.44	81.48
			High	22.64	24.00	28.38	32.30	56.61	-	-
UNII 3	5775	155	Low	21.11	21.53	23.62	36.62	52.75	-	-
			Mid	40.29	26.29	30.35	49.37	-	81.15	81.55
			High	20.14	22.96	28.29	34.22	58.73	-	-

10.3 6dB BANDWIDTH

10.3.1 Ant1

802.11ax(HE20)

HE20	Frequency [MHz]	Channel No.	RU Index	6dB BW (MHz)				
				26 T	52 T	106 T	242 T	SU
UNII 3	5745	149	Low	2.081	17.019	17.196	-	-
			Mid	2.712	11.282	-	19.096	19.107
			High	2.110	16.966	17.147	-	-
	5785	157	Low	2.090	14.554	17.172	-	-
			Mid	2.671	12.928	-	19.105	19.103
			High	2.061	15.781	17.187	-	-
	5825	165	Low	2.120	17.073	17.195	-	-
			Mid	2.705	10.396	-	19.127	19.096
			High	2.079	17.026	17.181	-	-

Limit : > 0.5 MHz

802.11ax(HE40)

HE40	Frequency [MHz]	Channel No.	RU Index	6dB BW(MHz)					
				26 T	52 T	106 T	242 T	484 T	SU
UNII 3	5755	151	Low	2.117	16.566	17.605	18.819	-	-
			Mid	2.103	4.118	17.373	-	37.830	37.983
			High	2.090	16.562	16.789	18.778	-	-
	5795	159	Low	2.105	16.583	17.624	18.802	-	-
			Mid	2.124	11.017	17.373	-	37.762	37.688
			High	2.002	16.535	16.788	18.733	-	-

Limit : > 0.5 MHz

802.11ax(HE80)

HE80	Frequency [MHz]	Channel No.	RU Index	6dB BW (MHz)						
				26 T	52 T	106 T	242 T	484 T	996 T	SU
UNII 3	5775	155	Low	2.206	15.346	17.702	18.813	37.712	-	-
			Mid	2.809	16.235	16.460	36.473	-	77.699	77.806
			High	2.165	16.664	16.834	18.827	37.739	-	-

Limit : > 0.5 MHz

10.3.2 Ant2

802.11ax(HE20)

HE20	Frequency [MHz]	Channel No.	RU Index	6dB BW (MHz)				
				26 T	52 T	106 T	242 T	SU
UNII 3	5745	149	Low	2.096	17.06	17.19	-	-
			Mid	2.703	13.82	-	19.11	19.09
			High	2.120	17.06	17.19	-	-
	5785	157	Low	2.070	17.08	17.19	-	-
			Mid	2.667	15.04	-	19.06	19.07
			High	2.087	17.05	17.16	-	-
	5825	165	Low	2.109	17.09	17.17	-	-
			Mid	2.697	15.04	-	19.07	19.05
			High	2.103	16.97	17.19	-	-

Limit : > 0.5 MHz

802.11ax(HE40)

HE40	Frequency [MHz]	Channel No.	RU Index	6dB BW(MHz)					
				26 T	52 T	106 T	242 T	484 T	SU
UNII 3	5755	151	Low	2.082	15.29	17.63	18.82	-	-
			Mid	2.110	12.30	17.35	-	37.82	37.79
			High	2.072	16.60	16.82	18.68	-	-
	5795	159	Low	2.129	16.62	17.57	18.62	-	-
			Mid	2.104	8.54	17.32	-	37.74	37.93
			High	2.110	15.28	16.79	18.59	-	-

Limit : > 0.5 MHz

802.11ax(HE80)

HE80	Frequency [MHz]	Channel No.	RU Index	6dB BW (MHz)						
				26 T	52 T	106 T	242 T	484 T	996 T	SU
UNII 3	5775	155	Low	2.236	11.62	17.71	18.86	37.78	-	-
			Mid	2.816	16.25	16.28	36.45	-	77.88	77.75
			High	2.217	16.69	16.80	18.89	37.78	-	-

Limit : > 0.5 MHz

10.4 OUTPUT POWER MEASUREMENT

Power Level Setting

802.11ax(HE20)		Frequency [MHz]	Channel No.	26 T	52T	106T	242 T
UNII 1	Low	5180	36	10	13	16	16
	Mid	5200	40	10	13	16	17
	High	5240	48	10	13	16	17
UNII 2A	Low	5260	52	10	13	16	17
	Mid	5300	60	10	13	16	17
	High	5320	64	10	13	16	16
UNII 2C	Low	5500	100	10	13	16	16
	Mid	5600	120	10	13	16	17
	High	5720	144	10	13	16	17
UNII 3	Low	5745	149	14	15	17	17
	Mid	5785	157	13	14	16	17
	High	5825	165	12	13	16	17

802.11ax(HE40)		Frequency [MHz]	Channel No.	26 T	52T	106T	242 T	484T
UNII 1	Low	5190	38	10	13	16	16	12
	High	5230	46	10	13	16	16	16
UNII 2A	Low	5270	54	10	13	16	16	16
	High	5310	62	10	13	16	16	12
UNII 2C	Low	5510	102	10	13	14	14	12
	Mid	5590	118	10	13	16	16	16
	High	5710	142	10	13	16	16	16
UNII 3	Low	5755	151	13	15	16	16	16
	High	5795	159	12	13	16	16	16

802.11ax(HE80)		Frequency [MHz]	Channel No.	26 T	52T	106T	242 T	484T	996T
UNII 1	Mid	5210	42	10	12	12	12	12	11
UNII 2A	Mid	5290	58	10	12	12	12	12	11
UNII 2C	Low	5530	106	10	12	12	14	12	12
	Mid	5610	122	10	13	15	15	15	15
	High	5690	138	10	13	15	15	15	15
UNII 3	Mid	5775	155	13	15	15	15	15	15

10.4.1 Ant1

Straddle channel data in the table below are for reporting purposes only.

Straddle channel data were added in section 10.6.3.

802.11ax(HE20)

HE20	Frequency [MHz]	Channel No.	RU Index	Total Power (dBm)				
				26 T	52 T	106 T	242 T	SU
UNII 1	5180	36	Low	8.95	12.61	15.51	-	-
			Mid	9.45	13.15	-	15.76	15.69
			High	9.36	13.13	15.57	-	-
	5200	40	Low	8.86	12.87	15.45	-	-
			Mid	9.38	12.88	-	16.72	16.65
			High	9.27	12.87	15.62	-	-
	5240	48	Low	9.21	12.69	15.53	-	-
			Mid	9.58	13.32	-	16.83	16.77
			High	9.34	12.87	15.65	-	-
UNII 2A	5260	52	Low	9.09	12.80	15.59	-	-
			Mid	9.54	13.21	-	16.87	16.77
			High	9.26	13.12	15.76	-	-
	5280	56	Low	9.27	13.04	15.55	-	-
			Mid	9.55	13.05	-	16.87	16.82
			High	9.51	13.01	15.77	-	-
	5320	64	Low	9.14	13.05	15.59	-	-
			Mid	9.43	13.14	-	15.81	16.74
			High	9.18	13.05	15.60	-	-
UNII 2C	5500	100	Low	9.37	12.81	15.52	-	-
			Mid	9.65	13.01	-	15.77	15.74
			High	9.29	13.00	15.61	-	-
	5600	120	Low	9.88	13.52	16.20	-	-
			Mid	10.05	13.56	-	17.26	16.20
			High	9.73	13.48	16.23	-	-
	5720	144	Low	9.88	13.16	16.15	-	-
			Mid	10.15	13.51	-	17.22	17.18
			High	9.80	13.44	16.23	-	-
UNII 3	5745	149	Low	14.19	15.32	17.22	-	-
			Mid	14.42	15.73	-	17.20	17.19

HE20	Frequency [MHz]	Channel No.	RU Index	Total Power (dBm)				
				26 T	52 T	106 T	242 T	SU
			High	14.09	15.20	17.23	-	-
	5785	157	Low	13.03	14.11	16.07	-	-
			Mid	13.35	14.30	-	17.08	17.06
			High	12.87	13.91	16.08	-	-
	5825	165	Low	11.69	12.88	16.02	-	-
			Mid	12.19	12.97	-	17.09	17.07
			High	11.87	12.77	16.03	-	-

Limit

(UNII 1) : 23.98 dBm

(UNII 2A, 2C) : 23.98 dBm or 11 dBm + 10 log B, (where B is the 26 dB emission bandwidth in megahertz.)

(UNII 3) : 30.00 dBm

802.11ax(HE40)

HE40	Frequency [MHz]	Channel No.	RU Index	Total Power(dBm)					
				26 T	52 T	106 T	242 T	484 T	SU
UNII 1	5190	38	Low	8.79	12.42	15.64	16.11	-	-
			Mid	9.65	13.14	15.97	-	12.13	12.06
			High	8.99	12.63	15.45	15.85	-	-
	5230	46	Low	8.83	12.69	15.30	16.06	-	-
			Mid	9.84	13.23	16.23	-	16.24	16.23
			High	9.13	12.64	15.60	15.98	-	-
UNII 2a	5270	54	Low	8.93	12.65	15.45	16.12	-	-
			Mid	9.72	13.34	16.23	-	16.28	16.26
			High	8.73	12.68	15.63	15.89	-	-
	5310	62	Low	8.86	12.68	15.49	16.09	-	-
			Mid	9.78	13.24	16.26	-	12.30	12.18
			High	8.80	12.43	15.45	15.84	-	-
UNII 2c	5510	102	Low	9.39	12.78	13.81	14.20	-	-
			Mid	10.39	13.59	14.49	-	12.54	12.47
			High	9.38	12.87	14.21	14.19	-	-
	5590	118	Low	9.46	13.23	15.91	16.40	-	-
			Mid	10.52	13.77	16.47	-	16.61	16.58
			High	9.33	12.84	15.86	16.39	-	-
	5710	142	Low	9.59	13.02	16.15	16.50	-	-
			Mid	10.52	13.79	16.56	-	16.82	16.80
			High	9.48	12.88	16.17	16.50	-	-
UNII 3	5755	151	Low	12.90	15.02	16.30	16.56	-	-
			Mid	13.76	15.76	16.57	-	16.73	16.67
			High	12.75	14.93	16.28	16.54	-	-
	5795	159	Low	11.33	12.72	15.85	16.35	-	-
			Mid	12.89	13.78	16.80	-	16.63	16.51
			High	11.27	12.50	15.75	16.34	-	-

Limit

(UNII 1) : 23.98 dBm

(UNII 2A, 2C) : 23.98 dBm or 11 dBm + 10 log B, (where B is the 26 dB emission bandwidth in megahertz.)

(UNII 3) : 30.00 dBm

802.11ax(HE80)

HE80	Frequency [MHz]	Channel No.	RU Index	Total Power (dBm)						
				26 T	52 T	106 T	242 T	484 T	996 T	SU
UNII 1	5210	42	Low	8.83	11.45	11.66	11.79	12.02	-	-
			Mid	9.15	11.81	12.05	12.25	-	11.27	11.26
			High	8.95	11.67	11.79	11.60	12.04	-	-
UNII 2a	5290	58	Low	8.82	11.51	11.84	11.68	12.08	-	-
			Mid	9.22	11.69	12.02	12.47	-	11.31	11.26
			High	8.89	11.41	11.76	11.63	12.09	-	-
UNII 2c	5530	106	Low	9.35	11.79	12.01	13.94	12.32	-	-
			Mid	9.85	12.38	12.33	14.41	-	12.57	12.52
			High	9.36	11.89	12.04	13.96	12.37	-	-
	5610	122	Low	9.58	12.97	15.11	15.67	15.43	-	-
			Mid	9.87	13.46	15.49	15.69	-	15.63	15.55
			High	9.48	12.91	14.97	14.97	15.44	-	-
	5690	138	Low	9.62	13.08	15.06	15.13	15.42	-	-
			Mid	9.94	13.49	15.47	15.52	-	15.68	15.65
			High	9.52	13.08	15.20	15.29	15.68	-	-
UNII 3	5775	155	Low	12.91	15.12	15.32	15.25	15.55	-	-
			Mid	13.38	15.53	15.45	15.69	-	15.74	15.70
			High	12.81	15.43	15.17	15.25	15.56	-	-

Limit

(UNII 1) : 23.98 dBm

(UNII 2A, 2C) : 23.98 dBm or 11 dBm + 10 log B, (where B is the 26 dB emission bandwidth in megahertz.)

(UNII 3) : 30.00 dBm

10.4.2 Ant2

Straddle channel data in the table below are for reporting purposes only.

Straddle channel data were added in section 10.6.3.

802.11ax(HE20)

HE20	Frequency [MHz]	Channel No.	RU Index	Total Power (dBm)				
				26 T	52 T	106 T	242 T	SU
UNII 1	5180	36	Low	9.08	12.36	15.85	-	-
			Mid	9.37	12.51	-	15.79	15.58
			High	9.26	12.48	15.87	-	-
	5200	40	Low	8.79	12.31	15.59	-	-
			Mid	9.26	12.64	-	16.76	16.50
			High	9.24	12.56	15.79	-	-
	5240	48	Low	8.97	12.48	15.66	-	-
			Mid	9.33	12.62	-	16.75	16.64
			High	9.23	12.58	15.79	-	-
UNII 2A	5260	52	Low	8.87	12.41	15.50	-	-
			Mid	9.21	12.55	-	16.91	16.83
			High	8.93	12.36	15.81	-	-
	5280	56	Low	8.76	12.37	15.62	-	-
			Mid	9.14	12.64	-	16.93	16.79
			High	8.87	12.52	15.84	-	-
	5320	64	Low	8.81	12.31	15.59	-	-
			Mid	9.22	12.46	-	15.87	15.66
			High	8.95	12.44	15.80	-	-
UNII 2C	5500	100	Low	9.02	12.51	15.53	-	-
			Mid	9.28	13.05	-	15.87	15.77
			High	8.99	12.63	15.55	-	-
	5600	120	Low	9.73	13.22	16.10	-	-
			Mid	9.84	13.56	-	17.29	17.25
			High	9.66	13.51	16.11	-	-
	5720	144	Low	9.77	13.35	16.14	-	-
			Mid	9.96	13.41	-	17.25	16.88
			High	9.67	13.40	16.22	-	-
UNII 3	5745	149	Low	14.29	15.37	17.30	-	-
			Mid	14.56	15.41	-	17.41	16.96

HE20	Frequency [MHz]	Channel No.	RU Index	Total Power (dBm)				
				26 T	52 T	106 T	242 T	SU
			High	14.08	15.21	17.40	-	-
	5785	157	Low	13.05	14.11	16.38	-	-
			Mid	13.42	14.50	-	17.27	16.98
			High	13.08	14.14	16.39	-	-
	5825	165	Low	11.78	13.18	16.30	-	-
			Mid	12.26	13.32	-	17.36	16.89
			High	11.95	13.11	16.31	-	-

Limit

(UNII 1) : 23.98 dBm

(UNII 2A, 2C) : 23.98 dBm or 11 dBm + 10 log B, (where B is the 26 dB emission bandwidth in megahertz.)

(UNII 3) : 30.00 dBm

802.11ax(HE40)

HE40	Frequency [MHz]	Channel No.	RU Index	Total Power(dBm)					
				26 T	52 T	106 T	242 T	484 T	SU
UNII 1	5190	38	Low	8.71	12.36	15.73	16.23	-	-
			Mid	9.49	12.96	16.89	-	11.97	11.94
			High	8.93	12.42	15.79	15.97	-	-
	5230	46	Low	8.79	12.29	15.72	16.13	-	-
			Mid	9.67	13.01	16.45	-	16.42	16.41
			High	8.95	12.67	16.00	16.08	-	-
UNII 2A	5270	54	Low	8.85	12.28	15.71	16.08	-	-
			Mid	9.72	12.93	16.21	-	16.41	16.20
			High	8.74	12.17	15.56	15.96	-	-
	5310	62	Low	8.74	12.23	15.73	16.06	-	-
			Mid	9.63	12.93	16.27	-	11.90	11.70
			High	8.79	12.26	15.44	15.92	-	-
UNII 2C	5510	102	Low	8.86	12.47	13.86	14.19	-	-
			Mid	9.82	13.23	14.27	-	12.21	11.92
			High	8.90	12.57	14.09	14.18	-	-
	5590	118	Low	9.16	12.77	16.20	16.39	-	-
			Mid	10.16	13.59	16.58	-	16.71	16.59
			High	9.15	12.75	16.10	16.38	-	-
	5710	142	Low	9.23	13.01	16.23	16.52	-	-
			Mid	10.31	13.68	16.67	-	16.93	16.77
			High	9.38	12.98	16.23	16.51	-	-
UNII 3	5755	151	Low	13.03	15.13	16.44	16.76	-	-
			Mid	13.87	15.93	16.88	-	16.89	16.80
			High	12.90	15.27	16.47	16.75	-	-
	5795	159	Low	11.54	12.88	16.18	16.68	-	-
			Mid	12.78	13.75	16.88	-	16.94	16.85
			High	11.52	12.61	16.22	16.67	-	-

Limit

(UNII 1) : 23.98 dBm

(UNII 2A, 2C) : 23.98 dBm or 11 dBm + 10 log B, (where B is the 26 dB emission bandwidth in megahertz.)

(UNII 3) : 30.00 dBm

802.11ax(HE80)

HE80	Frequency [MHz]	Channel No.	RU Index	Total Power (dBm)						
				26 T	52 T	106 T	242 T	484 T	996 T	SU
UNII 1	5210	42	Low	8.85	11.37	11.60	11.87	11.81	-	-
			Mid	9.18	11.66	11.75	12.22	-	11.17	11.14
			High	8.95	11.36	11.55	11.69	11.85	-	-
UNII 2A	5290	58	Low	8.72	11.21	11.43	11.71	11.59	-	-
			Mid	9.05	11.38	11.55	12.09	-	10.98	10.97
			High	8.67	11.03	11.35	11.41	11.61	-	-
UNII 2C	5530	106	Low	9.13	11.28	11.65	13.85	12.00	-	-
			Mid	9.64	11.87	12.13	14.34	-	12.40	12.37
			High	9.27	11.58	11.93	14.10	12.13	-	-
	5610	122	Low	9.37	12.89	15.13	15.24	15.41	-	-
			Mid	9.74	13.19	15.33	15.68	-	15.70	15.68
			High	9.17	12.71	15.03	15.27	15.48	-	-
	5690	138	Low	9.37	12.95	15.19	15.28	15.47	-	-
			Mid	9.72	13.30	15.45	15.69	-	15.79	15.78
			High	9.33	12.87	15.20	15.39	15.64	-	-
UNII 3	5775	155	Low	13.01	15.17	15.35	15.53	15.77	-	-
			Mid	13.60	15.49	15.65	15.73	-	15.81	15.73
			High	13.04	15.24	15.43	15.55	15.79	-	-

Limit

(UNII 1) : 23.98 dBm

(UNII 2A, 2C) : 23.98 dBm or 11 dBm + 10 log B, (where B is the 26 dB emission bandwidth in megahertz.)

(UNII 3) : 30.00 dBm

10.4.3 Ant1+Ant2

802.11ax(HE20)

HE20	Frequency [MHz]	Channel No.	RU Index	Total Power (dBm)				
				26 T	52 T	106 T	242 T	SU
UNII 1	5180	36	Low	12.03	15.50	18.69	-	-
			Mid	12.42	15.85	-	18.78	18.64
			High	12.32	15.83	18.73	-	-
	5200	40	Low	11.84	15.61	18.53	-	-
			Mid	12.33	15.78	-	19.75	19.59
			High	12.27	15.73	18.71	-	-
	5240	48	Low	12.10	15.60	18.60	-	-
			Mid	12.47	15.99	-	19.80	19.72
			High	12.30	15.74	18.73	-	-
UNII 2A	5260	52	Low	11.99	15.62	18.56	-	-
			Mid	12.39	15.90	-	19.90	19.81
			High	12.11	15.77	18.80	-	-
	5280	56	Low	12.03	15.73	18.60	-	-
			Mid	12.36	15.86	-	19.91	19.81
			High	12.21	15.78	18.81	-	-
	5320	64	Low	11.99	15.71	18.60	-	-
			Mid	12.34	15.82	-	18.85	19.24
			High	12.08	15.77	18.71	-	-
UNII 2C	5500	100	Low	12.21	15.67	18.53	-	-
			Mid	12.48	16.04	-	18.83	18.76
			High	12.15	15.83	18.59	-	-
	5600	120	Low	12.82	16.38	19.16	-	-
			Mid	12.96	16.57	-	20.29	19.77
			High	12.70	16.51	19.18	-	-
	5720	144	Low	12.83	16.27	19.15	-	-
			Mid	13.07	16.47	-	20.24	20.04
			High	12.74	16.43	19.23	-	-
UNII 3	5745	149	Low	17.25	18.36	20.27	-	-
			Mid	17.50	18.58	-	20.32	20.09
			High	17.10	18.21	20.32	-	-
	5785	157	Low	16.05	17.12	19.24	-	-
			Mid	16.39	17.41	-	20.19	20.03

HE20	Frequency [MHz]	Channel No.	RU Index	Total Power (dBm)				
				26 T	52 T	106 T	242 T	SU
			High	15.98	17.03	19.25	-	-
			Low	14.75	16.04	19.17	-	-
	5825	165	Mid	15.23	16.16	-	20.23	19.99
			High	14.92	15.95	19.18	-	-

Limit

(UNII 1) : 23.98 dBm

(UNII 2A, 2C) : 23.98 dBm or 11 dBm + 10 log B, (where B is the 26 dB emission bandwidth in megahertz.)

(UNII 3) : 30.00 dBm

802.11ax(HE40)

HE40	Frequency [MHz]	Channel No.	RU Index	Total Power(dBm)					
				26 T	52 T	106 T	242 T	484 T	SU
UNII 1	5190	38	Low	11.76	15.40	18.70	19.18	-	-
			Mid	12.58	16.06	19.47	-	15.06	15.01
			High	11.97	15.54	18.63	18.92	-	-
	5230	46	Low	11.82	15.51	18.53	19.11	-	-
			Mid	12.76	16.13	19.36	-	19.34	19.33
			High	12.05	15.67	18.81	19.04	-	-
UNII 2A	5270	54	Low	11.90	15.48	18.59	19.11	-	-
			Mid	12.73	16.15	19.23	-	19.35	19.24
			High	11.75	15.45	18.60	18.94	-	-
	5310	62	Low	11.81	15.47	18.63	19.08	-	-
			Mid	12.72	16.10	19.27	-	15.12	14.96
			High	11.81	15.36	18.46	18.89	-	-
UNII 2C	5510	102	Low	12.14	15.64	16.85	17.21	-	-
			Mid	13.13	16.42	17.39	-	15.39	15.21
			High	12.16	15.73	17.16	17.20	-	-
	5590	118	Low	12.32	16.02	19.07	19.41	-	-
			Mid	13.35	16.70	19.54	-	19.67	19.60
			High	12.25	15.81	18.99	19.40	-	-
	5710	142	Low	12.42	16.02	19.20	19.52	-	-
			Mid	13.43	16.75	19.63	-	19.88	19.80
			High	12.44	15.94	19.21	19.51	-	-
UNII 3	5755	151	Low	15.97	18.09	19.38	19.67	-	-
			Mid	16.83	18.86	19.74	-	19.82	19.74
			High	15.84	18.11	19.39	19.66	-	-
	5795	159	Low	14.45	15.81	19.03	19.53	-	-
			Mid	15.85	16.77	19.85	-	19.80	19.69
			High	14.40	15.57	19.00	19.52	-	-

Limit

(UNII 1) : 23.98 dBm

(UNII 2A, 2C) : 23.98 dBm or 11 dBm + 10 log B, (where B is the 26 dB emission bandwidth in megahertz.)

(UNII 3) : 30.00 dBm

802.11ax(HE80)

HE80	Frequency [MHz]	Channel No.	RU Index	Total Power (dBm)						
				26 T	52 T	106 T	242 T	484 T	996 T	SU
UNII 1	5210	42	Low	11.85	14.42	14.64	14.84	14.92	-	-
			Mid	12.18	14.75	14.91	15.25	-	14.23	14.21
			High	11.96	14.53	14.68	14.65	14.95	-	-
UNII 2A	5290	58	Low	11.78	14.37	14.65	14.70	14.85	-	-
			Mid	12.15	14.55	14.80	15.29	-	14.15	14.13
			High	11.79	14.24	14.57	14.53	14.87	-	-
UNII 2C	5530	106	Low	12.25	14.55	14.84	16.91	15.17	-	-
			Mid	12.76	15.14	15.24	17.39	-	15.50	15.45
			High	12.33	14.75	15.00	17.04	15.26	-	-
	5610	122	Low	12.49	15.94	18.13	18.48	18.43	-	-
			Mid	12.82	16.34	18.42	18.70	-	18.68	18.62
			High	12.34	15.82	18.01	18.14	18.47	-	-
	5690	138	Low	12.51	16.02	18.13	18.22	18.46	-	-
			Mid	12.84	16.40	18.47	18.62	-	18.75	18.72
			High	12.43	15.98	18.21	18.35	18.67	-	-
UNII 3	5775	155	Low	15.97	18.15	18.34	18.40	18.67	-	-
			Mid	16.50	18.52	18.56	18.72	-	18.79	18.72
			High	15.94	18.34	18.31	18.41	18.69	-	-

Limit

(UNII 1) : 23.98 dBm

(UNII 2A, 2C) : 23.98 dBm or 11 dBm + 10 log B, (where B is the 26 dB emission bandwidth in megahertz.)

(UNII 3) : 30.00 dBm

10.5 POWER SPECTRAL DENSITY

10.5.1 Ant1

802.11ax(HE20)

HE20	Frequency [MHz]	Channel No.	RU Index	Total PSD (dBm)				
				26 T	52 T	106 T	242 T	SU
UNII 1	5180	36	Low	6.28	6.75	6.89	-	-
			Mid	5.47	6.72	-	4.08	4.19
			High	6.11	7.03	6.96	-	-
	5200	40	Low	6.17	6.60	6.85	-	-
			Mid	5.62	6.76	-	5.15	5.19
			High	6.28	7.04	7.07	-	-
	5240	48	Low	6.33	7.00	6.86	-	-
			Mid	5.12	7.06	-	5.52	5.37
			High	6.69	7.12	7.04	-	-
UNII 2A	5260	52	Low	5.74	6.88	7.09	-	-
			Mid	5.57	6.99	-	4.99	5.30
			High	6.41	6.74	6.97	-	-
	5280	56	Low	6.60	7.24	6.94	-	-
			Mid	5.18	7.52	-	5.04	4.97
			High	5.95	7.31	7.01	-	-
	5320	64	Low	6.49	7.05	6.73	-	-
			Mid	5.32	6.90	-	4.12	4.04
			High	6.27	6.80	6.84	-	-
UNII 2C	5500	100	Low	6.55	6.92	6.94	-	-
			Mid	5.59	7.10	-	4.02	4.37
			High	6.49	6.97	6.98	-	-
	5600	120	Low	7.09	7.49	7.51	-	-
			Mid	5.51	7.60	-	5.73	5.75
			High	7.04	7.54	7.33	-	-
	5720	144	Low	7.27	7.30	7.37	-	-
			Mid	6.13	7.54	-	5.55	5.51
			High	7.08	7.44	7.15	-	-
UNII 3	5745	149	Low	8.48	6.55	5.54	-	-
			Mid	8.46	6.88	-	3.04	3.21
			High	8.35	6.43	5.50	-	-
	5785	157	Low	7.48	5.50	4.65	-	-

HE20	Frequency [MHz]	Channel No.	RU Index	Total PSD (dBm)				
				26 T	52 T	106 T	242 T	SU
			Mid	7.38	5.77	-	3.11	2.95
			High	7.12	5.68	4.44	-	-
	5825	165	Low	6.22	4.25	4.58	-	-
			Mid	6.49	4.95	-	3.03	2.71
			High	6.29	4.27	4.66	-	-

Limit(UNII 1, 2A, 2C) : 11.0 dBm/MHz

Limit(UNII 3) : 30.0 dBm/500kHz

802.11ax(HE40)

HE40	Frequency [MHz]	Channel No.	RU Index	Total PSD (dBm)					
				26 T	52 T	106 T	242 T	484 T	SU
UNII 1	5190	38	Low	5.14	6.94	6.65	4.48	-	-
			Mid	6.49	7.28	7.24	-	-2.54	-2.37
			High	5.95	7.18	7.10	4.04	-	-
	5230	46	Low	5.83	7.09	6.91	4.41	-	-
			Mid	6.69	7.57	7.48	-	1.89	1.83
			High	6.14	7.24	7.44	3.99	-	-
UNII 2A	5270	54	Low	5.76	6.79	7.12	4.03	-	-
			Mid	6.27	7.53	7.66	-	1.63	1.85
			High	5.75	6.48	6.76	4.01	-	-
	5310	62	Low	5.93	7.05	7.01	4.34	-	-
			Mid	6.10	7.32	7.49	-	-2.28	-2.48
			High	5.58	6.64	7.19	4.15	-	-
UNII 2C	5510	102	Low	5.48	6.78	5.10	2.21	-	-
			Mid	6.75	7.32	5.57	-	-2.19	-2.46
			High	6.03	7.09	5.06	2.34	-	-
	5590	118	Low	6.51	7.30	7.32	4.42	-	-
			Mid	6.87	7.63	7.82	-	1.88	2.05
			High	6.30	6.95	7.57	4.70	-	-
	5710	142	Low	7.20	7.56	6.95	4.47	-	-
			Mid	7.44	7.82	7.66	-	2.34	2.14
			High	6.72	7.18	7.44	4.34	-	-
UNII 3	5755	151	Low	7.43	6.78	4.87	1.97	-	-
			Mid	7.83	7.34	5.17	-	-0.56	0.03
			High	7.26	6.65	4.63	1.87	-	-
	5795	159	Low	5.78	4.02	4.51	1.54	-	-
			Mid	6.98	5.36	4.92	-	-0.46	-0.42
			High	5.79	4.05	4.46	1.86	-	-

Limit(UNII 1, 2A, 2C) : 11.0 dBm/MHz

Limit(UNII 3) : 30.0 dBm/500kHz

802.11ax(HE80)

HE80	Frequency [MHz]	Channel No.	RU Index	Total PSD (dBm)						
				26 T	52 T	106 T	242 T	484 T	996 T	SU
UNII 1	5210	42	Low	6.04	5.91	3.23	-0.05	-2.29	-	-
			Mid	5.00	6.11	3.71	0.24	-	-5.68	-6.11
			High	6.02	6.19	3.13	0.26	-2.28	-	-
UNII 2A	5290	58	Low	6.30	5.66	2.86	0.73	-2.38	-	-
			Mid	4.98	5.97	3.37	0.48	-	-6.08	-6.36
			High	5.94	6.15	3.12	0.25	-2.58	-	-
UNII 2C	5530	106	Low	6.62	6.26	3.41	2.75	-2.01	-	-
			Mid	5.72	6.78	3.46	2.96	-	-4.94	-4.29
			High	6.34	6.30	3.49	2.63	-2.03	-	-
	5610	122	Low	6.73	7.11	6.48	3.68	1.21	-	-
			Mid	5.43	7.82	6.69	4.03	-	-1.46	-1.41
			High	6.25	7.22	6.21	3.91	0.99	-	-
	5690	138	Low	6.81	7.67	6.73	3.51	1.25	-	-
			Mid	5.77	7.63	6.45	3.56	-	-1.19	-1.34
			High	6.58	7.32	6.66	4.00	1.34	-	-
UNII 3	5775	155	Low	7.99	6.76	3.82	1.39	-1.40	-	-
			Mid	7.43	6.79	3.96	1.12	-	-3.98	-3.49
			High	7.28	6.65	3.63	1.05	-1.01	-	-

Limit(UNII 1, 2A, 2C) : 11.0 dBm/MHz

Limit(UNII 3) : 30.0 dBm/500kHz

10.5.2 Ant2

802.11ax(HE20)

HE20	Frequency [MHz]	Channel No.	RU Index	Total PSD (dBm)				
				26 T	52 T	106 T	242 T	SU
UNII 1	5180	36	Low	6.33	6.77	6.88	-	-
			Mid	5.48	7.21	-	3.93	4.37
			High	6.66	6.77	6.90	-	-
	5200	40	Low	5.78	6.66	6.84	-	-
			Mid	5.21	6.86	-	4.70	4.99
			High	6.45	6.92	6.89	-	-
	5240	48	Low	6.12	6.87	6.92	-	-
			Mid	5.62	6.97	-	5.29	5.46
			High	6.53	6.85	7.00	-	-
UNII 2A	5260	52	Low	6.27	6.77	6.85	-	-
			Mid	5.24	7.09	-	5.07	5.15
			High	6.30	6.88	6.88	-	-
	5280	56	Low	6.13	6.29	6.60	-	-
			Mid	5.71	6.82	-	5.21	5.12
			High	6.44	6.61	6.72	-	-
	5320	64	Low	5.92	5.99	6.54	-	-
			Mid	4.96	6.34	-	3.74	3.82
			High	6.25	6.32	6.79	-	-
UNII 2C	5500	100	Low	6.44	6.35	6.49	-	-
			Mid	5.00	6.66	-	3.94	3.91
			High	6.33	6.52	6.31	-	-
	5600	120	Low	7.06	6.98	7.25	-	-
			Mid	5.80	7.43	-	5.55	5.98
			High	6.58	7.08	7.08	-	-
	5720	144	Low	6.41	7.30	6.99	-	-
			Mid	6.03	7.26	-	5.55	5.80
			High	6.86	7.11	7.22	-	-
UNII 3	5745	149	Low	8.34	6.62	5.55	-	-
			Mid	8.75	6.77	-	3.11	2.96
			High	8.61	6.59	5.53	-	-
	5785	157	Low	7.50	5.53	4.47	-	-
			Mid	7.43	5.92	-	2.90	3.44

HE20	Frequency [MHz]	Channel No.	RU Index	Total PSD (dBm)				
				26 T	52 T	106 T	242 T	SU
			High	7.08	5.47	4.40	-	-
			Low	6.13	4.21	4.27	-	-
	5825	165	Mid	6.69	4.75	-	2.77	3.19
			High	6.26	4.13	4.40	-	-

Limit(UNII 1, 2A, 2C) : 11.0 dBm/MHz

Limit(UNII 3) : 30.0 dBm/500kHz

802.11ax(HE40)

HE40	Frequency [MHz]	Channel No.	RU Index	Total PSD (dBm)					
				26 T	52 T	106 T	242 T	484 T	SU
UNII 1	5190	38	Low	5.78	6.52	6.87	4.12	-	-
			Mid	6.23	6.54	7.35	-	-2.92	-2.85
			High	5.88	6.70	7.00	3.73	-	-
	5230	46	Low	5.70	6.80	6.89	3.91	-	-
			Mid	6.03	6.89	7.58	-	1.46	1.29
			High	6.00	6.53	6.90	3.68	-	-
UNII 2A	5270	54	Low	5.28	6.40	6.85	3.80	-	-
			Mid	5.65	6.84	7.70	-	1.38	1.26
			High	5.46	6.44	6.76	3.78	-	-
	5310	62	Low	5.30	6.21	6.93	3.68	-	-
			Mid	6.16	6.57	7.14	-	-3.32	-3.25
			High	5.12	6.48	6.48	3.31	-	-
UNII 2C	5510	102	Low	5.82	6.92	4.52	1.79	-	-
			Mid	6.69	7.27	5.42	-	-2.75	-2.98
			High	6.15	6.39	4.48	1.66	-	-
	5590	118	Low	6.34	6.77	7.33	4.08	-	-
			Mid	7.20	7.64	7.30	-	1.70	2.13
			High	6.38	6.80	7.24	4.17	-	-
	5710	142	Low	6.29	7.18	7.20	4.19	-	-
			Mid	6.89	7.70	7.66	-	2.11	1.96
			High	6.16	7.30	7.26	3.98	-	-
UNII 3	5755	151	Low	7.18	6.76	4.38	1.80	-	-
			Mid	7.72	6.86	5.21	-	-0.32	-0.21
			High	7.33	6.48	4.76	1.79	-	-
	5795	159	Low	5.90	4.36	4.38	1.82	-	-
			Mid	6.90	5.06	4.91	-	-0.52	-0.52
			High	5.29	4.09	4.57	1.63	-	-

Limit(UNII 1, 2A, 2C) : 11.0 dBm/MHz

Limit(UNII 3) : 30.0 dBm/500kHz

802.11ax(HE80)

HE80	Frequency [MHz]	Channel No.	RU Index	Total PSD (dBm)						
				26 T	52 T	106 T	242 T	484 T	996 T	SU
UNII 1	5210	42	Low	5.72	5.69	2.78	0.12	-2.68	-	-
			Mid	4.96	5.74	2.81	0.33	-	-6.56	-5.94
			High	5.86	5.36	2.81	0.49	-2.93	-	-
UNII 2A	5290	58	Low	5.55	5.70	2.54	0.10	-2.54	-	-
			Mid	4.69	5.67	2.61	0.56	-	-6.39	-6.11
			High	5.59	5.07	2.30	-0.10	-3.31	-	-
UNII 2C	5530	106	Low	5.90	5.64	2.69	2.73	-3.00	-	-
			Mid	4.91	6.27	3.51	2.37	-	-5.05	-4.94
			High	6.01	6.20	3.31	2.51	-2.81	-	-
	5610	122	Low	6.30	7.11	6.23	3.37	1.32	-	-
			Mid	5.36	7.29	6.55	3.34	-	-1.91	-1.56
			High	6.21	6.54	6.44	3.81	1.29	-	-
	5690	138	Low	6.71	7.39	6.36	3.29	1.33	-	-
			Mid	5.29	7.34	6.78	3.65	-	-1.48	-1.71
			High	6.15	7.53	6.54	3.86	1.11	-	-
UNII 3	5775	155	Low	7.73	6.66	3.78	1.39	-1.32	-	-
			Mid	7.15	6.93	3.75	1.09	-	-3.85	-4.06
			High	7.22	7.22	3.94	1.42	-1.45	-	-

Limit(UNII 1, 2A, 2C) : 11.0 dBm/MHz

Limit(UNII 3) : 30.0 dBm/500kHz

10.5.3 Ant1+Ant2

802.11ax(HE20)

HE20	Frequency [MHz]	Channel No.	RU Index	Total PSD (dBm)				
				26 T	52 T	106 T	242 T	SU
UNII 1	5180	36	Low	9.32	9.77	9.89	-	-
			Mid	8.48	9.98	-	7.02	7.29
			High	9.40	9.91	9.94	-	-
	5200	40	Low	8.99	9.64	9.86	-	-
			Mid	8.43	9.82	-	7.94	8.10
			High	9.38	9.99	9.99	-	-
	5240	48	Low	9.23	9.95	9.90	-	-
			Mid	8.38	10.02	-	8.42	8.43
			High	9.62	10.00	10.03	-	-
UNII 2a	5260	52	Low	9.03	9.84	9.98	-	-
			Mid	8.42	10.05	-	8.04	8.24
			High	9.36	9.82	9.93	-	-
	5280	56	Low	9.38	9.80	9.79	-	-
			Mid	8.46	10.19	-	8.13	8.06
			High	9.21	9.98	9.87	-	-
	5320	64	Low	9.22	9.56	9.64	-	-
			Mid	8.15	9.64	-	6.94	6.95
			High	9.27	9.58	9.82	-	-
UNII 2c	5500	100	Low	9.51	9.65	9.73	-	-
			Mid	8.31	9.90	-	6.99	7.16
			High	9.42	9.76	9.67	-	-
	5600	120	Low	10.09	10.25	10.39	-	-
			Mid	8.67	10.52	-	8.65	8.88
			High	9.83	10.33	10.21	-	-
	5720	144	Low	9.87	10.31	10.20	-	-
			Mid	9.09	10.42	-	8.56	8.66
			High	9.98	10.29	10.20	-	-
UNII 3	5745	149	Low	11.42	9.60	8.56	-	-
			Mid	11.62	9.83	-	6.09	6.10
			High	11.49	9.52	8.53	-	-
	5785	157	Low	10.50	8.52	7.57	-	-
			Mid	10.42	8.86	-	6.02	6.22

HE20	Frequency [MHz]	Channel No.	RU Index	Total PSD (dBm)				
				26 T	52 T	106 T	242 T	SU
			High	10.11	8.59	7.43	-	-
			Low	9.18	7.24	7.44	-	-
	5825	165	Mid	9.60	7.86	-	5.91	5.97
			High	9.29	7.21	7.54	-	-

Limit(UNII 1, 2A, 2C) : 11.0 dBm/MHz

Limit(UNII 3) : 30.0 dBm/500kHz

802.11ax(HE40)

HE40	Frequency [MHz]	Channel No.	RU Index	Total PSD (dBm)					
				26 T	52 T	106 T	242 T	484 T	SU
UNII 1	5190	38	Low	8.48	9.75	9.77	7.31	-	-
			Mid	9.37	9.94	10.31	-	0.29	0.41
			High	8.93	9.96	10.06	6.90	-	-
	5230	46	Low	8.78	9.96	9.91	7.18	-	-
			Mid	9.38	10.25	10.54	-	4.69	4.58
			High	9.08	9.91	10.19	6.85	-	-
UNII 2a	5270	54	Low	8.54	9.61	10.00	6.92	-	-
			Mid	8.98	10.21	10.69	-	4.51	4.57
			High	8.62	9.47	9.77	6.91	-	-
	5310	62	Low	8.63	9.66	9.98	7.03	-	-
			Mid	9.14	9.97	10.33	-	0.24	0.17
			High	8.37	9.57	9.86	6.76	-	-
UNII 2c	5510	102	Low	8.66	9.86	7.83	5.02	-	-
			Mid	9.73	10.31	8.51	-	0.55	0.30
			High	9.10	9.76	7.79	5.02	-	-
	5590	118	Low	9.44	10.05	10.33	7.26	-	-
			Mid	10.05	10.64	10.58	-	4.80	5.10
			High	9.35	9.88	10.42	7.45	-	-
	5710	142	Low	9.78	10.38	10.08	7.34	-	-
			Mid	10.18	10.77	10.67	-	5.24	5.06
			High	9.46	10.25	10.36	7.17	-	-
UNII 3	5755	151	Low	10.32	9.78	7.64	4.89	-	-
			Mid	10.78	10.12	8.20	-	2.57	2.92
			High	10.31	9.57	7.70	4.84	-	-
	5795	159	Low	8.85	7.20	7.46	4.69	-	-
			Mid	9.95	8.22	7.93	-	2.52	2.54
			High	8.56	7.08	7.52	4.76	-	-

Limit(UNII 1, 2A, 2C) : 11.0 dBm/MHz

Limit(UNII 3) : 30.0 dBm/500kHz

802.11ax(HE80)

HE80	Frequency [MHz]	Channel No.	RU Index	Total PSD (dBm)						
				26 T	52 T	106 T	242 T	484 T	996 T	SU
UNII 1	5210	42	Low	8.89	8.81	6.02	3.05	0.53	-	-
			Mid	7.99	8.94	6.29	3.29	-	-3.09	-3.02
			High	8.95	8.81	5.99	3.39	0.42	-	-
UNII 2a	5290	58	Low	8.95	8.69	5.71	3.43	0.55	-	-
			Mid	7.85	8.84	6.02	3.53	-	-3.22	-3.23
			High	8.78	8.66	5.74	3.09	0.08	-	-
UNII 2c	5530	106	Low	9.29	8.97	6.08	5.75	0.53	-	-
			Mid	8.34	9.54	6.49	5.69	-	-1.99	-1.59
			High	9.19	9.26	6.41	5.58	0.61	-	-
	5610	122	Low	9.53	10.12	9.37	6.54	4.27	-	-
			Mid	8.40	10.57	9.63	6.71	-	1.33	1.53
			High	9.24	9.90	9.33	6.87	4.15	-	-
	5690	138	Low	9.77	10.54	9.56	6.41	4.30	-	-
			Mid	8.54	10.50	9.62	6.62	-	1.68	1.49
			High	9.38	10.44	9.61	6.94	4.23	-	-
UNII 3	5775	155	Low	10.87	9.72	6.81	4.40	1.65	-	-
			Mid	10.30	9.87	6.87	4.11	-	-0.90	-0.75
			High	10.26	9.95	6.80	4.25	1.79	-	-

Limit(UNII 1, 2A, 2C) : 11.0 dBm/MHz

Limit(UNII 3) : 30.0 dBm/500kHz

10.6 STRADDLE CHANNEL

10.6.1 26dB Bandwidth

Test Note:

1. [UNII 2C] 26dB Bandwidth = 5725MHz - Measured Frequency[MHz]
2. [UNII 3] 26dB Bandwidth = Measured Frequency[MHz] -5725MHz
3. # : 26dB bandwidth is only located in UNII 2C. Therefore 26dB bandwidth do not overlap.

10.6.1.1 Ant1

802.11ax(HE20)

BW	Frequency [MHz]	Channel No.	Tone	RU Index	26dB BW (MHz)	
					UNII 2C	UNII 3
HE20	5720	144	26 T	0	15.64	4.28
				4	14.88	4.32
				7	14.76	4.80
				8	14.96	5.68
			52 T	37	15.72	4.64
				38	15.24	4.52
				39	15.40	4.52
				40	15.24	5.60
			106 T	53	15.80	5.16
				54	15.64	5.64
			242 T	61	15.96	5.84
			SU	-	15.68	5.80

802.11ax(HE40)

BW	Frequency [MHz]	Channel No.	Tone	RU Index	26dB BW (MHz)	
					UNII 2C	UNII 3
HE40	5710	142	26 T	# 0	-	-
				9	17.56	4.28
				16	15.32	4.44
				17	15.80	5.08
			52 T	# 37	-	-
				41	20.60	4.44
				43	17.00	4.60
				44	17.24	5.16
			106 T	# 53	-	-
				# 54	-	-
				55	20.36	4.84
				56	17.88	4.92
			242 T	# 61	-	-
				62	26.68	5.32
			484 T	65	35.16	5.08
			SU	-	35.08	5.08

802.11ax(HE80)

BW	Frequency [MHz]	Channel No.	Tone	RU Index	26dB BW (MHz)	
					UNII 2C	UNII 3
HE80	5690	138	26 T	# 0	-	-
				# 18	-	-
				35	17.56	5.00
				36	17.88	5.80
			52 T	# 37	-	-
				# 45	-	-
				51	19.00	4.84
				52	19.48	6.28
			106 T	# 53	-	-
				# 57	-	-
				59	25.72	5.16
				60	22.84	5.96
			242 T	# 61	-	-
				# 62	-	-
				63	48.44	5.48
				64	27.16	5.80
			484 T	# 65	-	-
				66	53.40	5.96
			996 T	67	75.80	6.12
			SU	-	75.64	5.80

10.6.1.2 Ant2

802.11ax(HE20)

BW	Frequency [MHz]	Channel No.	Tone	RU Index	26dB BW (MHz)	
					UNII 2C	UNII 3
HE20	5720	144	26 T	0	15.72	4.24
				4	14.84	4.24
				7	14.88	5.12
				8	14.96	5.68
			52 T	37	15.80	4.60
				38	15.36	4.64
				39	15.20	4.40
				40	15.40	5.64
			106 T	53	15.72	5.16
				54	15.56	5.56
			242 T	61	15.96	5.76
			SU	-	15.76	5.72

802.11ax(HE40)

BW	Frequency [MHz]	Channel No.	Tone	RU Index	26dB BW (MHz)	
					UNII 2C	UNII 3
HE40	5710	142	26 T	# 0	-	-
				9	18.52	4.44
				16	15.48	4.44
				17	16.04	5.08
			52 T	# 37	-	-
				41	21.00	4.60
				43	17.00	4.68
				44	17.00	5.08
			106 T	# 53	-	-
				# 54	-	-
				55	20.68	4.84
				56	19.56	5.00
			242 T	# 61	-	-
				62	24.20	5.08
			484 T	65	35.16	5.08
			SU	-	34.92	5.24

802.11ax(HE80)

BW	Frequency [MHz]	Channel No.	Tone	RU Index	26dB BW (MHz)	
					UNII 2C	UNII 3
HE80	5690	138	26 T	# 0	-	-
				# 18	-	-
				35	17.40	4.84
				36	17.40	5.80
			52 T	# 37	-	-
				# 45	-	-
				51	19.48	4.84
				52	19.48	5.80
			106 T	# 53	-	-
				# 57	-	-
				59	25.56	5.32
				60	22.84	5.96
			242 T	# 61	-	-
				# 62	-	-
				63	48.28	5.48
				64	28.28	5.80
			484 T	# 65	-	-
				66	53.40	5.96
			996 T	67	75.80	6.12
			SU	-	75.48	5.80

10.6.2 6dB Bandwidth

Test Note:

1. 6dB Bandwidth = Measured Frequency[MHz] – 5725MHz
2. # : 6dB bandwidth is only located in UNII 2C. Therefore 6dB bandwidth do not overlap.
3. Limit : > 0.5 MHz

10.6.2.1 Ant1

802.11ax(HE20)

BW	Frequency [MHz]	Channel No.	Tone	RU Index	6dB BW (MHz)
					UNII 3
HE20	5720	144	26 T	# 0	-
				# 4	-
				7	2.48
				8	4.48
			52 T	# 37	-
				# 38	-
				39	2.48
				40	4.48
			106 T	# 53	-
				54	4.56
			242 T	61	4.56
			SU	-	4.52

802.11ax(HE40)

BW	Frequency [MHz]	Channel No.	Tone	RU Index	6dB BW (MHz)
					UNII 3
HE40	5710	142	26 T	# 0	-
				# 9	-
				16	2.04
				17	4.04
			52 T	# 37	-
				# 41	-
				43	2.52
				44	4.04
			106 T	# 53	-
				# 54	-
				55	2.60
				56	3.96
			242 T	# 61	-
				62	3.88
			484 T	65	3.88
			SU	-	3.80

802.11ax(HE80)

BW	Frequency [MHz]	Channel No.	Tone	RU Index	6dB BW (MHz)
					UNII 3
HE80	5690	138	26 T	# 0	-
				# 18	-
				35	2.12
				36	4.04
			52 T	# 37	-
				# 45	-
				51	2.60
				52	4.04
			106 T	# 53	-
				# 57	-
				59	2.60
				60	4.04
			242 T	# 61	-
				# 62	-
				63	2.76
				64	4.04
			484 T	# 65	-
				66	3.88
			996 T	67	3.88
			SU	-	3.72

10.6.2.2 Ant2

802.11ax(HE20)

BW	Frequency [MHz]	Channel No.	Tone	RU Index	6dB BW (MHz)
					UNII 3
HE20	5720	144	26 T	# 0	-
				# 4	-
				7	2.48
				8	4.52
			52 T	# 37	-
				# 38	-
				39	2.52
				40	4.52
			106 T	# 53	-
				54	4.56
			242 T	61	4.56
			SU	-	4.52

802.11ax(HE40)

BW	Frequency [MHz]	Channel No.	Tone	RU Index	6dB BW (MHz)
					UNII 3
HE40	5710	142	26 T	# 0	-
				# 9	-
				16	2.04
				17	3.96
			52 T	# 37	-
				# 41	-
				43	2.52
				44	3.96
			106 T	# 53	-
				# 54	-
				55	2.60
				56	4.04
			242 T	# 61	-
				62	3.96
			484 T	65	4.04
			SU	-	3.88

802.11ax(HE80)

BW	Frequency [MHz]	Channel No.	Tone	RU Index	6dB BW (MHz)
					UNII 3
HE80	5690	138	26 T	# 0	-
				# 18	-
				35	2.12
				36	4.04
			52 T	# 37	-
				# 45	-
				51	2.60
				52	4.04
			106 T	# 53	-
				# 57	-
				59	2.60
				60	4.04
			242 T	# 61	-
				# 62	-
				63	2.60
				64	4.04
			484 T	# 65	-
				66	3.88
			996 T	67	3.56
			SU	-	3.72

10.6.3 Output Power

Test Note:

1. # : 26dB bandwidth is only located in UNII 2C. Therefore 26dB bandwidth do not overlap.
2. Limit(UNII 1, 2A, 2C) : 23.98 dBm
3. Limit(UNII 3) : 30.00 dBm

10.6.3.1 Ant1

802.11ax(HE20)

BW	Frequency [MHz]	Channel No.	Tone	RU Index	Total Power (dBm)	
					UNII 2C	UNII 3
HE20	5720	144	26 T	0	9.86	-11.33
				4	10.05	-11.28
				7	-3.19	9.59
				8	-4.98	9.65
			52 T	37	13.15	-5.80
				38	13.06	-5.71
				39	12.78	2.97
				40	0.83	12.60
			106 T	53	16.02	0.12
				54	13.10	12.90
			242 T	61	15.96	10.55
			SU	-	16.11	10.69

802.11ax(HE40)

BW	Frequency [MHz]	Channel No.	Tone	RU Index	Total Power (dBm)	
					UNII 2C	UNII 3
HE40	5710	142	26 T	# 0	-	-
				9	9.99	-12.07
				16	0.64	8.67
				17	-5.50	8.95
			52 T	# 37	-	-
				41	13.40	-7.12
				43	13.02	-2.55
				44	2.75	12.13
			106 T	# 53	-	-
				# 54	-	-
				55	16.39	-0.43
				56	13.61	12.14
			242 T	# 61	-	-
				62	15.57	9.02
			484 T	65	16.22	6.13
			SU	-	16.30	6.10

802.11ax(HE80)

BW	Frequency [MHz]	Channel No.	Tone	RU Index	Total Power (dBm)	
					UNII 2C	UNII 3
HE80	5690	138	26 T	# 0	-	-
				# 18	-	-
				35	0.32	8.66
				36	-5.74	8.67
			52 T	# 37	-	-
				# 45	-	-
				51	12.91	-2.76
				52	2.50	12.10
			106 T	# 53	-	-
				# 57	-	-
				59	15.25	-4.16
				60	12.23	10.96
			242 T	# 61	-	-
				# 62	-	-
				63	15.99	-3.22
				64	14.37	7.71
			484 T	# 65	-	-
				66	15.05	4.35
			996 T	67	15.26	1.30
			SU	-	15.39	1.32

10.6.3.2 Ant2

802.11ax(HE20)

BW	Frequency [MHz]	Channel No.	Tone	RU Index	Total Power (dBm)	
					UNII 2C	UNII 3
HE20	5720	144	26 T	0	9.04	-12.09
				4	9.25	-12.37
				7	-3.90	8.83
				8	-5.45	9.25
			52 T	37	12.77	-6.15
				38	12.95	-6.04
				39	12.51	2.66
				40	0.67	12.42
			106 T	53	15.80	-0.07
				54	12.97	12.81
			242 T	61	15.87	10.45
			SU	-	15.87	10.42

802.11ax(HE40)

BW	Frequency [MHz]	Channel No.	Tone	RU Index	Total Power (dBm)	
					UNII 2C	UNII 3
HE40	5710	142	26 T	# 0	-	-
				9	9.88	-11.84
				16	0.48	8.62
				17	-5.50	8.53
			52 T	# 37	-	-
				41	13.20	-7.39
				43	12.92	-2.71
				44	2.29	11.87
			106 T	# 53	-	-
				# 54	-	-
				55	16.18	-0.69
				56	13.35	11.79
			242 T	# 61	-	-
				62	15.17	8.58
			484 T	65	16.08	5.94
			SU	-	16.03	5.88

802.11ax(HE80)

BW	Frequency [MHz]	Channel No.	Tone	RU Index	Total Power (dBm)	
					UNII 2C	UNII 3
HE80	5690	138	26 T	# 0	-	-
				# 18	-	-
				35	-0.12	8.00
				36	-6.02	8.34
			52 T	# 37	-	-
				# 45	-	-
				51	12.49	-3.26
				52	2.07	11.41
			106 T	# 53	-	-
				# 57	-	-
				59	14.99	-4.54
				60	12.10	10.66
			242 T	# 61	-	-
				# 62	-	-
				63	15.69	-3.42
				64	14.15	7.42
			484 T	# 65	-	-
				66	15.07	4.18
			996 T	67	15.20	0.84
			SU	-	15.25	0.83

10.6.4 Power Spectral Density

Test Note:

1. # : 26dB bandwidth is only located in UNII 2C. Therefore 26dB bandwidth do not overlap.
2. Limit(UNII 1, 2A, 2C) : 11.0 dBm/MHz
3. Limit(UNII 3) : 30.0 dBm/500kHz

10.6.4.1 Ant1

802.11ax(HE20)

BW	Frequency [MHz]	Channel No.	Tone	RU Index	PSD (dBm)	
					UNII 2C	UNII 3
HE20	5720	144	26 T	0	7.23	-17.54
				4	6.38	-17.68
				7	-1.61	4.49
				8	-12.52	4.52
			52 T	37	7.59	-9.79
				38	7.49	-9.92
				39	7.45	3.87
				40	-1.06	4.83
			106 T	53	7.74	-4.14
				54	7.75	4.36
			242 T	61	5.88	3.09
			SU	-	6.18	3.03

802.11ax(HE40)

BW	Frequency [MHz]	Channel No.	Tone	RU Index	PSD (dBm)	
					UNII 2C	UNII 3
HE40	5710	142	26 T	# 0	-	-
				9	7.40	-18.58
				16	3.32	4.17
				17	-14.11	4.04
			52 T	# 37	-	-
				41	7.98	-13.49
				43	7.56	-4.42
				44	3.06	4.57
			106 T	# 53	-	-
				# 54	-	-
				55	7.73	-5.28
				56	7.60	4.63
			242 T	# 61	-	-
				62	4.75	1.56
			484 T	65	2.27	-1.07
			SU	-	2.46	-0.86

802.11ax(HE80)

BW	Frequency [MHz]	Channel No.	Tone	RU Index	PSD (dBm)	
					UNII 2C	UNII 3
HE80	5690	138	26 T	# 0	-	-
				# 18	-	-
				35	0.94	3.85
				36	-13.61	3.79
			52 T	# 37	-	-
				# 45	-	-
				51	8.00	-3.38
				52	1.59	4.32
			106 T	# 53	-	-
				# 57	-	-
				59	7.24	-9.01
				60	6.82	3.75
			242 T	# 61	-	-
				# 62	-	-
				63	4.39	-10.09
				64	4.49	0.61
			484 T	# 65	-	-
				66	1.17	-3.32
			996 T	67	-1.37	-6.27
			SU	-	-1.54	-5.77

10.6.4.2 Ant2
802.11ax(HE20)

BW	Frequency [MHz]	Channel No.	Tone	RU Index	PSD (dBm)	
					UNII 2C	UNII 3
HE20	5720	144	26 T	0	6.43	-16.83
				4	5.92	-16.61
				7	-2.39	3.72
				8	-13.75	4.09
			52 T	37	7.23	-10.84
				38	7.35	-12.04
				39	7.52	3.61
				40	-0.96	4.66
			106 T	53	7.48	-5.64
				54	7.30	4.43
			242 T	61	5.56	2.70
			SU	-	5.48	2.91

802.11ax(HE40)

BW	Frequency [MHz]	Channel No.	Tone	RU Index	PSD (dBm)	
					UNII 2C	UNII 3
HE40	5710	142	26 T	# 0	-	-
				9	7.31	-15.76
				16	2.89	4.10
				17	-13.44	3.74
			52 T	# 37	-	-
				41	7.98	-11.96
				43	7.61	-3.92
				44	3.62	4.40
			106 T	# 53	-	-
				# 54	-	-
				55	7.95	-6.31
				56	6.80	4.09
			242 T	# 61	-	-
				62	4.45	1.11
			484 T	65	2.48	-0.83
			SU	-	2.19	-0.54

802.11ax(HE80)

BW	Frequency [MHz]	Channel No.	Tone	RU Index	PSD (dBm)	
					UNII 2C	UNII 3
HE80	5690	138	26 T	# 0	-	-
				# 18	-	-
				35	0.59	3.64
				36	-13.58	4.04
			52 T	# 37	-	-
				# 45	-	-
				51	7.57	-3.37
				52	1.26	4.31
			106 T	# 53	-	-
				# 57	-	-
				59	6.54	-9.16
				60	6.33	3.29
			242 T	# 61	-	-
				# 62	-	-
				63	4.37	-9.28
				64	3.44	0.52
			484 T	# 65	-	-
				66	1.74	-3.35
			996 T	67	-1.64	-6.15
			SU	-	-1.62	-5.90

10.7 RADIATED SPURIOUS EMISSIONS (9 kHz – 1GHz)

Frequency Range : 9 kHz – 30MHz

Frequency	Reading	Ant. factor	Cable loss	Ant. POL	Total	Limit	Margin
MHz	dBuV/m	dBm/m	dBm	(H/V)	dBuV/m	dBuV/m	dB
No Critical peaks found							

Note:

1. The reading of emissions are attenuated more than 20 dB below the permissible limits or the field strength is too small to be measured.
2. Distance extrapolation factor = $40\log(\text{specific distance} / \text{test distance})$ (dB)
3. Limit line = specific Limits (dBuV) + Distance extrapolation factor

Frequency Range : Below 1 GHz

Frequency	Reading	Ant. factor	Cable loss	Ant. POL	Total	Limit	Margin
MHz	dBuV/m	dBm/m	dBm	(H/V)	dBuV/m	dBuV/m	dB
No Critical peaks found							

Note:

1. Radiated emissions measured in frequency range from 30 MHz to 1000 MHz were made with an instrument using Quasi peak detector mode

10.8 RADIATED SPURIOUS EMISSIONS (Above 1 GHz)

10.8.1 802.11ax(HE20)

1. 242 Tone RU 61

Band : UNII 1
 Operation Mode: 802.11ax(HE20)
 Transfer MCS Index: MCS0
 Operating Frequency 5180 MHz
 Channel No. 36 Ch

Frequency [MHz]	Reading [dBuV]	A.F.+C.L. -A.G+D.F. [dB]	ANT. POL [H/V]	Total [dBuV/m]	Limit [dBuV/m]	Margin [dB]	Measurement Type
10360	56.97	0.49	V	57.46	68.20	10.74	PK
15540	51.22	2.62	V	53.84	73.98	20.14	PK
15540	37.83	2.62	V	40.45	53.98	13.53	AV
10360	56.55	0.49	H	57.04	68.20	11.16	PK
15540	50.08	2.62	H	52.70	73.98	21.28	PK
15540	37.59	2.62	H	40.21	53.98	13.77	AV

Band : UNII 1
 Operation Mode: 802.11ax(HE20)
 Transfer MCS Index: MCS0
 Operating Frequency 5200 MHz
 Channel No. 40 Ch

Frequency [MHz]	Reading [dBuV]	A.F.+C.L. -A.G+D.F. [dB]	ANT. POL [H/V]	Total [dBuV/m]	Limit [dBuV/m]	Margin [dB]	Measurement Type
10400	55.55	1.38	V	56.93	68.20	11.27	PK
15600	51.42	1.50	V	52.92	73.98	21.06	PK
15600	38.32	1.50	V	39.82	53.98	14.16	AV
10400	55.17	1.38	H	56.55	68.20	11.65	PK
15600	50.89	1.50	H	52.39	73.98	21.59	PK
15600	38.25	1.50	H	39.75	53.98	14.23	AV

Band : UNII 1
 Operation Mode: 802.11ax(HE20)
 Transfer MCS Index: MCS0
 Operating Frequency 5240 MHz
 Channel No. 48 Ch

Frequency [MHz]	Reading [dBuV]	A.F.+C.L. -A.G+D.F. [dB]	ANT. POL [H/V]	Total [dBuV/m]	Limit [dBuV/m]	Margin [dB]	Measurement Type
10480	56.75	-0.33	V	56.42	68.20	11.78	PK
15720	51.80	0.56	V	52.36	73.98	21.62	PK
15720	38.38	0.56	V	38.94	53.98	15.04	AV
10480	56.12	-0.33	H	55.79	68.20	12.41	PK
15720	52.20	0.56	H	52.76	73.98	21.22	PK
15720	38.27	0.56	H	38.83	53.98	15.15	AV

Band : UNII 2A
 Operation Mode: 802.11ax(HE20)
 Transfer MCS Index: MCS0
 Operating Frequency 5260 MHz
 Channel No. 52 Ch

Frequency [MHz]	Reading [dBuV]	A.F.+C.L. -A.G+D.F. [dB]	ANT. POL [H/V]	Total [dBuV/m]	Limit [dBuV/m]	Margin [dB]	Measurement Type
10520	54.95	-0.06	V	54.89	68.20	13.31	PK
15780	51.00	0.96	V	51.96	73.98	22.02	PK
15780	38.39	0.96	V	39.35	53.98	14.63	AV
10520	54.55	-0.06	H	54.49	68.20	13.71	PK
15780	51.45	0.96	H	52.41	73.98	21.57	PK
15780	38.41	0.96	H	39.37	53.98	14.61	AV

Band : UNII 2A
 Operation Mode: 802.11ax(HE20)
 Transfer MCS Index: MCS0
 Operating Frequency 5300 MHz
 Channel No. 60 Ch

Frequency [MHz]	Reading [dBuV]	A.F.+C.L. -A.G+D.F. [dB]	ANT. POL [H/V]	Total [dBuV/m]	Limit [dBuV/m]	Margin [dB]	Measurement Type
10600	54.57	-0.18	V	54.39	73.98	19.59	PK
10600	41.56	-0.18	V	41.38	53.98	12.60	AV
15900	52.50	-0.13	V	52.37	73.98	21.61	PK
15900	39.12	-0.13	V	38.99	53.98	14.99	AV
10600	54.11	-0.18	H	53.93	73.98	20.05	PK
10600	41.38	-0.18	H	41.20	53.98	12.78	AV
15900	52.98	-0.13	H	52.85	73.98	21.13	PK
15900	39.36	-0.13	H	39.23	53.98	14.75	AV

Band : UNII 2A
 Operation Mode: 802.11ax(HE20)
 Transfer MCS Index: MCS0
 Operating Frequency 5320 MHz
 Channel No. 64 Ch

Frequency [MHz]	Reading [dBuV]	A.F.+C.L. -A.G+D.F. [dB]	ANT. POL [H/V]	Total [dBuV/m]	Limit [dBuV/m]	Margin [dB]	Measurement Type
10640	53.75	-0.04	V	53.71	73.98	20.27	PK
10640	40.89	-0.04	V	40.85	53.98	13.13	AV
15960	52.08	-0.36	V	51.72	73.98	22.26	PK
15960	39.06	-0.36	V	38.70	53.98	15.28	AV
10640	53.11	-0.04	H	53.07	73.98	20.91	PK
10640	40.51	-0.04	H	40.47	53.98	13.51	AV
15960	51.53	-0.36	H	51.17	73.98	22.81	PK
15960	38.80	-0.36	H	38.44	53.98	15.54	AV

Band : UNII 2C
 Operation Mode: 802.11ax(HE20)
 Transfer MCS Index: MCS0
 Operating Frequency 5500 MHz
 Channel No. 100 Ch

Frequency [MHz]	Reading [dBuV]	A.F.+C.L. -A.G+D.F. [dB]	ANT. POL [H/V]	Total [dBuV/m]	Limit [dBuV/m]	Margin [dB]	Measurement Type
11000	54.91	1.75	V	56.66	73.98	17.32	PK
11000	41.33	1.75	V	43.08	53.98	10.90	AV
16500	53.99	1.06	V	55.05	68.20	13.15	PK
11000	54.55	1.75	H	56.30	73.98	17.68	PK
11000	41.09	1.75	H	42.84	53.98	11.14	AV
16500	52.30	1.06	H	53.36	68.20	14.84	PK

Band : UNII 2C
 Operation Mode: 802.11ax(HE20)
 Transfer MCS Index: MCS0
 Operating Frequency 5600 MHz
 Channel No. 120 Ch

Frequency [MHz]	Reading [dBuV]	A.F.+C.L. -A.G+D.F. [dB]	ANT. POL [H/V]	Total [dBuV/m]	Limit [dBuV/m]	Margin [dB]	Measurement Type
11200	54.89	0.26	V	55.15	73.98	18.83	PK
11200	41.99	0.26	V	42.25	53.98	11.73	AV
16800	54.94	3.41	V	58.35	68.20	9.85	PK
11200	54.35	0.26	H	54.61	73.98	19.37	PK
11200	41.74	0.26	H	42.00	53.98	11.98	AV
16800	54.90	3.41	H	58.31	68.20	9.89	PK

Band : UNII 2C
 Operation Mode: 802.11ax(HE20)
 Transfer MCS Index: MCS0
 Operating Frequency 5720 MHz
 Channel No. 144 Ch

Frequency [MHz]	Reading [dBuV]	A.F.+C.L. -A.G+D.F. [dB]	ANT. POL [H/V]	Total [dBuV/m]	Limit [dBuV/m]	Margin [dB]	Measurement Type
11440	54.95	0.74	V	55.69	73.98	18.29	PK
11440	40.62	0.74	V	41.36	53.98	12.62	AV
17160	54.10	5.47	V	59.57	68.20	8.63	PK
11440	54.84	0.74	H	55.58	73.98	18.40	PK
11440	40.08	0.74	H	40.82	53.98	13.16	AV
17160	54.83	5.47	H	60.30	68.20	7.90	PK

Band : UNII 3
 Operation Mode: 802.11ax(HE20)
 Transfer MCS Index: MCS0
 Operating Frequency 5745MHz
 Channel No. 149 Ch

Frequency [MHz]	Reading [dBuV]	A.F.+C.L. -A.G+D.F. [dB]	ANT. POL [H/V]	Total [dBuV/m]	Limit [dBuV/m]	Margin [dB]	Measurement Type
11490	52.97	0.57	V	53.54	73.98	20.44	PK
11490	40.05	0.57	V	40.62	53.98	13.36	AV
17235	54.12	5.22	V	59.34	68.20	8.86	PK
11490	52.85	0.57	H	53.42	73.98	20.56	PK
11490	39.92	0.57	H	40.49	53.98	13.49	AV
17235	54.66	5.22	H	59.88	68.20	8.32	PK

Band : UNII 3
 Operation Mode: 802.11ax(HE20)
 Transfer MCS Index: MCS0
 Operating Frequency 5785 MHz
 Channel No. 157 Ch

Frequency [MHz]	Reading [dBuV]	A.F.+C.L. -A.G+D.F. [dB]	ANT. POL [H/V]	Total [dBuV/m]	Limit [dBuV/m]	Margin [dB]	Measurement Type
11570	53.26	0.73	V	53.99	73.98	19.99	PK
11570	40.68	0.73	V	41.41	53.98	12.57	AV
17355	52.51	6.04	V	58.55	68.20	9.65	PK
11570	52.89	0.73	H	53.62	73.98	20.36	PK
11570	40.24	0.73	H	40.97	53.98	13.01	AV
17355	55.50	6.04	H	61.54	68.20	6.66	PK

Band : UNII 3
 Operation Mode: 802.11ax(HE20)
 Transfer MCS Index: MCS0
 Operating Frequency 5825 MHz
 Channel No. 165 Ch

Frequency [MHz]	Reading [dBuV]	A.F.+C.L. -A.G+D.F. [dB]	ANT. POL [H/V]	Total [dBuV/m]	Limit [dBuV/m]	Margin [dB]	Measurement Type
11650	53.88	-0.65	V	53.23	73.98	20.75	PK
11650	41.20	-0.65	V	40.55	53.98	13.43	AV
17475	53.15	7.62	V	60.77	68.20	7.43	PK
11650	52.74	-0.65	H	52.09	73.98	21.89	PK
11650	40.80	-0.65	H	40.15	53.98	13.83	AV
17475	53.94	7.62	H	61.56	68.20	6.64	PK

2. 26 Tone RU 4

Band : UNII 2C
 Operation Mode: 802.11ax(HE20)
 Transfer MCS Index: MCS0
 Operating Frequency 5720 MHz
 Channel No. 144 Ch

Frequency [MHz]	Reading [dBuV]	A.F.+C.L. -A.G+D.F. [dB]	ANT. POL [H/V]	Total [dBuV/m]	Limit [dBuV/m]	Margin [dB]	Measurement Type
11440	52.22	0.74	V	52.96	73.98	21.02	PK
11440	40.02	0.74	V	40.76	53.98	13.22	AV
17160	51.11	5.47	V	56.58	68.20	11.62	PK
11440	51.85	0.74	H	52.59	73.98	21.39	PK
11440	39.74	0.74	H	40.48	53.98	13.50	AV
17160	51.42	5.47	H	56.89	68.20	11.31	PK

Band : UNII 3
 Operation Mode: 802.11ax(HE20)
 Transfer MCS Index: MCS0
 Operating Frequency 5745MHz
 Channel No. 149 Ch

Frequency [MHz]	Reading [dBuV]	A.F.+C.L. -A.G+D.F. [dB]	ANT. POL [H/V]	Total [dBuV/m]	Limit [dBuV/m]	Margin [dB]	Measurement Type
11490	54.22	0.57	V	54.79	73.98	19.19	PK
11490	42.91	0.57	V	43.48	53.98	10.50	AV
17235	56.88	5.22	V	62.10	68.20	6.10	PK
11490	53.89	0.57	H	54.46	73.98	19.52	PK
11490	42.55	0.57	H	43.12	53.98	10.86	AV
17235	57.40	5.22	H	62.62	68.20	5.58	PK

Band : UNII 3
 Operation Mode: 802.11ax(HE20)
 Transfer MCS Index: MCS0
 Operating Frequency 5785 MHz
 Channel No. 157 Ch

Frequency [MHz]	Reading [dBuV]	A.F.+C.L. -A.G+D.F. [dB]	ANT. POL [H/V]	Total [dBuV/m]	Limit [dBuV/m]	Margin [dB]	Measurement Type
11570	55.82	0.73	V	56.55	73.98	17.43	PK
11570	42.27	0.73	V	43.00	53.98	10.98	AV
17355	56.94	6.04	V	62.98	68.20	5.22	PK
11570	55.35	0.73	H	56.08	73.98	17.90	PK
11570	42.01	0.73	H	42.74	53.98	11.24	AV
17355	57.27	6.04	H	63.31	68.20	4.89	PK

Band : UNII 3
 Operation Mode: 802.11ax(HE20)
 Transfer MCS Index: MCS0
 Operating Frequency 5825 MHz
 Channel No. 165 Ch

Frequency [MHz]	Reading [dBuV]	A.F.+C.L. -A.G+D.F. [dB]	ANT. POL [H/V]	Total [dBuV/m]	Limit [dBuV/m]	Margin [dB]	Measurement Type
11650	55.57	-0.65	V	54.92	73.98	19.06	PK
11650	41.53	-0.65	V	40.88	53.98	13.10	AV
17475	53.11	7.62	V	60.73	68.20	7.47	PK
11650	55.46	-0.65	H	54.81	73.98	19.17	PK
11650	41.40	-0.65	H	40.75	53.98	13.23	AV
17475	53.85	7.62	H	61.47	68.20	6.73	PK

3. 52 Tone RU 38

Band : UNII 2C
 Operation Mode: 802.11ax(HE20)
 Transfer MCS Index: MCS0
 Operating Frequency 5720 MHz
 Channel No. 144 Ch

Frequency [MHz]	Reading [dBuV]	A.F.+C.L. -A.G+D.F. [dB]	ANT. POL [H/V]	Total [dBuV/m]	Limit [dBuV/m]	Margin [dB]	Measurement Type
11440	55.47	0.74	V	56.21	73.98	17.77	PK
11440	41.84	0.74	V	42.58	53.98	11.40	AV
17160	54.95	5.47	V	60.42	68.20	7.78	PK
11440	54.89	0.74	H	55.63	73.98	18.35	PK
11440	41.75	0.74	H	42.49	53.98	11.49	AV
17160	55.47	5.47	H	60.94	68.20	7.26	PK

Band : UNII 3
 Operation Mode: 802.11ax(HE20)
 Transfer MCS Index: MCS0
 Operating Frequency 5745MHz
 Channel No. 149 Ch

Frequency [MHz]	Reading [dBuV]	A.F.+C.L. -A.G+D.F. [dB]	ANT. POL [H/V]	Total [dBuV/m]	Limit [dBuV/m]	Margin [dB]	Measurement Type
11490	53.88	0.57	V	54.45	73.98	19.53	PK
11490	42.39	0.57	V	42.96	53.98	11.02	AV
17235	56.71	5.22	V	61.93	68.20	6.27	PK
11490	53.11	0.57	H	53.68	73.98	20.30	PK
11490	42.15	0.57	H	42.72	53.98	11.26	AV
17235	58.71	5.22	H	63.93	68.20	4.27	PK

Band : UNII 3
Operation Mode: 802.11ax(HE20)
Transfer MCS Index: MCS0
Operating Frequency 5785 MHz
Channel No. 157 Ch

Frequency [MHz]	Reading [dBuV]	A.F.+C.L. -A.G+D.F. [dB]	ANT. POL [H/V]	Total [dBuV/m]	Limit [dBuV/m]	Margin [dB]	Measurement Type
11570	54.25	0.73	V	54.98	73.98	19.00	PK
11570	42.31	0.73	V	43.04	53.98	10.94	AV
17355	56.59	6.04	V	62.63	68.20	5.57	PK
11570	55.55	0.73	H	56.28	73.98	17.70	PK
11570	42.47	0.73	H	43.20	53.98	10.78	AV
17355	58.20	6.04	H	64.24	68.20	3.96	PK

Band : UNII 3
Operation Mode: 802.11ax(HE20)
Transfer MCS Index: MCS0
Operating Frequency 5825 MHz
Channel No. 165 Ch

Frequency [MHz]	Reading [dBuV]	A.F.+C.L. -A.G+D.F. [dB]	ANT. POL [H/V]	Total [dBuV/m]	Limit [dBuV/m]	Margin [dB]	Measurement Type
11650	55.53	-0.65	V	54.88	73.98	19.10	PK
11650	41.02	-0.65	V	40.37	53.98	13.61	AV
17475	55.90	7.62	V	63.52	68.20	4.68	PK
11650	54.99	-0.65	H	54.34	73.98	19.64	PK
11650	40.70	-0.65	H	40.05	53.98	13.93	AV
17475	56.26	7.62	H	63.88	68.20	4.32	PK

4. 106 Tone RU 54

Band : UNII 1
Operation Mode: 802.11ax(HE20)
Transfer MCS Index: MCS0
Operating Frequency 5180 MHz
Channel No. 36 Ch

Frequency [MHz]	Reading [dBuV]	A.F.+C.L. -A.G+D.F. [dB]	ANT. POL [H/V]	Total [dBuV/m]	Limit [dBuV/m]	Margin [dB]	Measurement Type
10360	59.98	0.49	V	60.47	68.20	7.73	PK
15540	52.75	2.62	V	55.37	73.98	18.61	PK
15540	38.63	2.62	V	41.25	53.98	12.73	AV
10360	59.10	0.49	H	59.59	68.20	8.61	PK
15540	52.50	2.62	H	55.12	73.98	18.86	PK
15540	38.48	2.62	H	41.10	53.98	12.88	AV

Band : UNII 1
Operation Mode: 802.11ax(HE20)
Transfer MCS Index: MCS0
Operating Frequency 5200 MHz
Channel No. 40 Ch

Frequency [MHz]	Reading [dBuV]	A.F.+C.L. -A.G+D.F. [dB]	ANT. POL [H/V]	Total [dBuV/m]	Limit [dBuV/m]	Margin [dB]	Measurement Type
10400	59.23	1.38	V	60.61	68.20	7.59	PK
15600	52.47	1.50	V	53.97	73.98	20.01	PK
15600	39.09	1.50	V	40.59	53.98	13.39	AV
10400	58.66	1.38	H	60.04	68.20	8.16	PK
15600	51.91	1.50	H	53.41	73.98	20.57	PK
15600	38.89	1.50	H	40.39	53.98	13.59	AV

Band : UNII 1
 Operation Mode: 802.11ax(HE20)
 Transfer MCS Index: MCS0
 Operating Frequency 5240 MHz
 Channel No. 48 Ch

Frequency [MHz]	Reading [dBuV]	A.F.+C.L. -A.G+D.F. [dB]	ANT. POL [H/V]	Total [dBuV/m]	Limit [dBuV/m]	Margin [dB]	Measurement Type
10480	58.85	-0.33	V	58.52	68.20	9.68	PK
15720	53.34	0.56	V	53.90	73.98	20.08	PK
15720	39.83	0.56	V	40.39	53.98	13.59	AV
10480	58.45	-0.33	H	58.12	68.20	10.08	PK
15720	53.25	0.56	H	53.81	73.98	20.17	PK
15720	39.70	0.56	H	40.26	53.98	13.72	AV

Band : UNII 2A
 Operation Mode: 802.11ax(HE20)
 Transfer MCS Index: MCS0
 Operating Frequency 5260 MHz
 Channel No. 52 Ch

Frequency [MHz]	Reading [dBuV]	A.F.+C.L. -A.G+D.F. [dB]	ANT. POL [H/V]	Total [dBuV/m]	Limit [dBuV/m]	Margin [dB]	Measurement Type
10520	59.15	-0.06	V	59.09	68.20	9.11	PK
15780	54.19	0.96	V	55.15	73.98	18.83	PK
15780	40.25	0.96	V	41.21	53.98	12.77	AV
10520	58.55	-0.06	H	58.49	68.20	9.71	PK
15780	54.76	0.96	H	55.72	73.98	18.26	PK
15780	40.69	0.96	H	41.65	53.98	12.33	AV

Band : UNII 2A
 Operation Mode: 802.11ax(HE20)
 Transfer MCS Index: MCS0
 Operating Frequency 5300 MHz
 Channel No. 60 Ch

Frequency [MHz]	Reading [dBuV]	A.F.+C.L. -A.G+D.F. [dB]	ANT. POL [H/V]	Total [dBuV/m]	Limit [dBuV/m]	Margin [dB]	Measurement Type
10600	56.80	-0.18	V	56.62	73.98	17.36	PK
10600	43.64	-0.18	V	43.46	53.98	10.52	AV
15900	54.79	-0.13	V	54.66	73.98	19.32	PK
15900	40.45	-0.13	V	40.32	53.98	13.66	AV
10600	56.17	-0.18	H	55.99	73.98	17.99	PK
10600	43.40	-0.18	H	43.22	53.98	10.76	AV
15900	55.25	-0.13	H	55.12	73.98	18.86	PK
15900	40.95	-0.13	H	40.82	53.98	13.16	AV

Band : UNII 2A
 Operation Mode: 802.11ax(HE20)
 Transfer MCS Index: MCS0
 Operating Frequency 5320 MHz
 Channel No. 64 Ch

Frequency [MHz]	Reading [dBuV]	A.F.+C.L. -A.G+D.F. [dB]	ANT. POL [H/V]	Total [dBuV/m]	Limit [dBuV/m]	Margin [dB]	Measurement Type
10640	56.76	-0.04	V	56.72	73.98	17.26	PK
10640	43.42	-0.04	V	43.38	53.98	10.60	AV
15960	55.07	-0.36	V	54.71	73.98	19.27	PK
15960	40.77	-0.36	V	40.41	53.98	13.57	AV
10640	56.31	-0.04	H	56.27	73.98	17.71	PK
10640	43.11	-0.04	H	43.07	53.98	10.91	AV
15960	54.76	-0.36	H	54.40	73.98	19.58	PK
15960	40.35	-0.36	H	39.99	53.98	13.99	AV

Band : UNII 2C
 Operation Mode: 802.11ax(HE20)
 Transfer MCS Index: MCS0
 Operating Frequency 5500 MHz
 Channel No. 100 Ch

Frequency [MHz]	Reading [dBuV]	A.F.+C.L. -A.G+D.F. [dB]	ANT. POL [H/V]	Total [dBuV/m]	Limit [dBuV/m]	Margin [dB]	Measurement Type
11000	57.19	1.75	V	58.94	73.98	15.04	PK
11000	44.00	1.75	V	45.75	53.98	8.23	AV
16500	58.07	1.06	V	59.13	68.20	9.07	PK
11000	56.88	1.75	H	58.63	73.98	15.35	PK
11000	43.74	1.75	H	45.49	53.98	8.49	AV
16500	57.25	1.06	H	58.31	68.20	9.89	PK

Band : UNII 2C
 Operation Mode: 802.11ax(HE20)
 Transfer MCS Index: MCS0
 Operating Frequency 5600 MHz
 Channel No. 120 Ch

Frequency [MHz]	Reading [dBuV]	A.F.+C.L. -A.G+D.F. [dB]	ANT. POL [H/V]	Total [dBuV/m]	Limit [dBuV/m]	Margin [dB]	Measurement Type
11200	57.46	0.26	V	57.72	73.98	16.26	PK
11200	43.93	0.26	V	44.19	53.98	9.79	AV
16800	58.65	3.41	V	62.06	68.20	6.14	PK
11200	56.75	0.26	H	57.01	73.98	16.97	PK
11200	43.57	0.26	H	43.83	53.98	10.15	AV
16800	57.94	3.41	H	61.35	68.20	6.85	PK

Band : UNII 2C
 Operation Mode: 802.11ax(HE20)
 Transfer MCS Index: MCS0
 Operating Frequency 5720 MHz
 Channel No. 144 Ch

Frequency [MHz]	Reading [dBuV]	A.F.+C.L. -A.G+D.F. [dB]	ANT. POL [H/V]	Total [dBuV/m]	Limit [dBuV/m]	Margin [dB]	Measurement Type
11440	55.56	0.74	V	56.30	73.98	17.68	PK
11440	41.91	0.74	V	42.65	53.98	11.33	AV
17160	57.02	5.47	V	62.49	68.20	5.71	PK
11440	54.79	0.74	H	55.53	73.98	18.45	PK
11440	41.67	0.74	H	42.41	53.98	11.57	AV
17160	57.75	5.47	H	63.22	68.20	4.98	PK

Band : UNII 3
 Operation Mode: 802.11ax(HE20)
 Transfer MCS Index: MCS0
 Operating Frequency 5745MHz
 Channel No. 149 Ch

Frequency [MHz]	Reading [dBuV]	A.F.+C.L. -A.G+D.F. [dB]	ANT. POL [H/V]	Total [dBuV/m]	Limit [dBuV/m]	Margin [dB]	Measurement Type
11490	53.16	0.57	V	53.73	73.98	20.25	PK
11490	41.32	0.57	V	41.89	53.98	12.09	AV
17235	57.96	5.22	V	63.18	68.20	5.02	PK
11490	52.88	0.57	H	53.45	73.98	20.53	PK
11490	41.05	0.57	H	41.62	53.98	12.36	AV
17235	58.27	5.22	H	63.49	68.20	4.71	PK

Band : UNII 3
 Operation Mode: 802.11ax(HE20)
 Transfer MCS Index: MCS0
 Operating Frequency 5785 MHz
 Channel No. 157 Ch

Frequency [MHz]	Reading [dBuV]	A.F.+C.L. -A.G+D.F. [dB]	ANT. POL [H/V]	Total [dBuV/m]	Limit [dBuV/m]	Margin [dB]	Measurement Type
11570	54.56	0.73	V	55.29	73.98	18.69	PK
11570	42.05	0.73	V	42.78	53.98	11.20	AV
17355	57.25	6.04	V	63.29	68.20	4.91	PK
11570	55.10	0.73	H	55.83	73.98	18.15	PK
11570	42.40	0.73	H	43.13	53.98	10.85	AV
17355	57.90	6.04	H	63.94	68.20	4.26	PK

Band : UNII 3
 Operation Mode: 802.11ax(HE20)
 Transfer MCS Index: MCS0
 Operating Frequency 5825 MHz
 Channel No. 165 Ch

Frequency [MHz]	Reading [dBuV]	A.F.+C.L. -A.G+D.F. [dB]	ANT. POL [H/V]	Total [dBuV/m]	Limit [dBuV/m]	Margin [dB]	Measurement Type
11650	54.06	-0.65	V	53.41	73.98	20.57	PK
11650	42.87	-0.65	V	42.22	53.98	11.76	AV
17475	54.95	7.62	V	62.57	68.20	5.63	PK
11650	53.74	-0.65	H	53.09	73.98	20.89	PK
11650	42.50	-0.65	H	41.85	53.98	12.13	AV
17475	56.53	7.62	H	64.15	68.20	4.05	PK

Note:

All Modes of operation were investigated and the worst case configuration results are reported.
 In order to simplify the report, We only have attached RSE result of worst channel.

10.8.2 802.11ax(HE40)

1. 484 Tone RU 65

Band : UNII 3
 Operation Mode: 802.11ax(HE40)
 Transfer MCS Index: MCS0
 Operating Frequency 5755 MHz
 Channel No. 151 Ch

Frequency [MHz]	Reading [dBuV]	A.F.+C.L. -A.G+D.F. [dB]	ANT. POL [H/V]	Total [dBuV/m]	Limit [dBuV/m]	Margin [dB]	Measurement Type
11510	53.50	0.42	V	53.92	73.98	20.06	PK
11510	40.00	0.42	V	40.42	53.98	13.56	AV
17265	52.70	5.34	V	58.04	68.20	10.16	PK
11510	52.31	0.42	H	52.73	73.98	21.25	PK
11510	39.76	0.42	H	40.18	53.98	13.80	AV
17265	53.27	5.34	H	58.61	68.20	9.59	PK

Band : UNII 3
 Operation Mode: 802.11ax(HE40)
 Transfer MCS Index: MCS0
 Operating Frequency 5795 MHz
 Channel No. 159 Ch

Frequency [MHz]	Reading [dBuV]	A.F.+C.L. -A.G+D.F. [dB]	ANT. POL [H/V]	Total [dBuV/m]	Limit [dBuV/m]	Margin [dB]	Measurement Type
11590	52.72	0.49	V	53.21	73.98	20.77	PK
11590	39.57	0.49	V	40.06	53.98	13.92	AV
17385	54.11	6.00	V	60.11	68.20	8.09	PK
11590	51.89	0.49	H	52.38	73.98	21.60	PK
11590	39.40	0.49	H	39.89	53.98	14.09	AV
17385	54.56	6.00	H	60.56	68.20	7.64	PK

2. 26 Tone RU 9

Band : UNII 3
 Operation Mode: 802.11ax(HE40)
 Transfer MCS Index: MCS0
 Operating Frequency 5755 MHz
 Channel No. 151 Ch

Frequency [MHz]	Reading [dBuV]	A.F.+C.L. -A.G+D.F. [dB]	ANT. POL [H/V]	Total [dBuV/m]	Limit [dBuV/m]	Margin [dB]	Measurement Type
11510	56.61	0.42	V	57.03	73.98	16.95	PK
11510	42.84	0.42	V	43.26	53.98	10.72	AV
17265	58.35	5.34	V	63.69	68.20	4.51	PK
11510	55.09	0.42	H	55.51	73.98	18.47	PK
11510	42.26	0.42	H	42.68	53.98	11.30	AV
17265	59.01	5.34	H	64.35	68.20	3.85	PK

Band : UNII 3
 Operation Mode: 802.11ax(HE40)
 Transfer MCS Index: MCS0
 Operating Frequency 5795 MHz
 Channel No. 159 Ch

Frequency [MHz]	Reading [dBuV]	A.F.+C.L. -A.G+D.F. [dB]	ANT. POL [H/V]	Total [dBuV/m]	Limit [dBuV/m]	Margin [dB]	Measurement Type
11590	54.80	0.49	V	55.29	73.98	18.69	PK
11590	42.83	0.49	V	43.32	53.98	10.66	AV
17385	57.71	6.00	V	63.71	68.20	4.49	PK
11590	54.14	0.49	H	54.63	73.98	19.35	PK
11590	42.77	0.49	H	43.26	53.98	10.72	AV
17385	58.47	6.00	H	64.47	68.20	3.73	PK

3. 52 Tone RU 41

Band : UNII 3
 Operation Mode: 802.11ax(HE40)
 Transfer MCS Index: MCS0
 Operating Frequency 5755 MHz
 Channel No. 151 Ch

Frequency [MHz]	Reading [dBuV]	A.F.+C.L. -A.G+D.F. [dB]	ANT. POL [H/V]	Total [dBuV/m]	Limit [dBuV/m]	Margin [dB]	Measurement Type
11510	56.37	0.42	V	56.79	73.98	17.19	PK
11510	43.21	0.42	V	43.63	53.98	10.35	AV
17265	54.89	5.34	V	60.23	68.20	7.97	PK
11510	53.31	0.42	H	53.73	73.98	20.25	PK
11510	42.59	0.42	H	43.01	53.98	10.97	AV
17265	55.72	5.34	H	61.06	68.20	7.14	PK

Band : UNII 3
 Operation Mode: 802.11ax(HE40)
 Transfer MCS Index: MCS0
 Operating Frequency 5795 MHz
 Channel No. 159 Ch

Frequency [MHz]	Reading [dBuV]	A.F.+C.L. -A.G+D.F. [dB]	ANT. POL [H/V]	Total [dBuV/m]	Limit [dBuV/m]	Margin [dB]	Measurement Type
11590	54.17	0.49	V	54.66	73.98	19.32	PK
11590	41.20	0.49	V	41.69	53.98	12.29	AV
17385	56.33	6.00	V	62.33	68.20	5.87	PK
11590	53.30	0.49	H	53.79	73.98	20.19	PK
11590	40.93	0.49	H	41.42	53.98	12.56	AV
17385	56.98	6.00	H	62.98	68.20	5.22	PK

4. 106 Tone RU 54

Band : UNII 3
 Operation Mode: 802.11ax(HE40)
 Transfer MCS Index: MCS0
 Operating Frequency 5755 MHz
 Channel No. 151 Ch

Frequency [MHz]	Reading [dBuV]	A.F.+C.L. -A.G+D.F. [dB]	ANT. POL [H/V]	Total [dBuV/m]	Limit [dBuV/m]	Margin [dB]	Measurement Type
11510	54.32	0.42	V	54.74	73.98	19.24	PK
11510	41.59	0.42	V	42.01	53.98	11.97	AV
17265	55.10	5.34	V	60.44	68.20	7.76	PK
11510	53.22	0.42	H	53.64	73.98	20.34	PK
11510	40.93	0.42	H	41.35	53.98	12.63	AV
17265	55.70	5.34	H	61.04	68.20	7.16	PK

Band : UNII 3
 Operation Mode: 802.11ax(HE40)
 Transfer MCS Index: MCS0
 Operating Frequency 5795 MHz
 Channel No. 159 Ch

Frequency [MHz]	Reading [dBuV]	A.F.+C.L. -A.G+D.F. [dB]	ANT. POL [H/V]	Total [dBuV/m]	Limit [dBuV/m]	Margin [dB]	Measurement Type
11590	53.82	0.49	V	54.31	73.98	19.67	PK
11590	41.46	0.49	V	41.95	53.98	12.03	AV
17385	56.59	6.00	V	62.59	68.20	5.61	PK
11590	52.60	0.49	H	53.09	73.98	20.89	PK
11590	41.30	0.49	H	41.79	53.98	12.19	AV
17385	57.63	6.00	H	63.63	68.20	4.57	PK

5. 242 Tone RU 61

Band : UNII 3
 Operation Mode: 802.11ax(HE40)
 Transfer MCS Index: MCS0
 Operating Frequency 5755 MHz
 Channel No. 151 Ch

Frequency [MHz]	Reading [dBuV]	A.F.+C.L. -A.G+D.F. [dB]	ANT. POL [H/V]	Total [dBuV/m]	Limit [dBuV/m]	Margin [dB]	Measurement Type
11510	53.50	0.42	V	53.92	73.98	20.06	PK
11510	39.92	0.42	V	40.34	53.98	13.64	AV
17265	52.48	5.34	V	57.82	68.20	10.38	PK
11510	52.28	0.42	H	52.70	73.98	21.28	PK
11510	39.63	0.42	H	40.05	53.98	13.93	AV
17265	52.61	5.34	H	57.95	68.20	10.25	PK

Band : UNII 3
 Operation Mode: 802.11ax(HE40)
 Transfer MCS Index: MCS0
 Operating Frequency 5795 MHz
 Channel No. 159 Ch

Frequency [MHz]	Reading [dBuV]	A.F.+C.L. -A.G+D.F. [dB]	ANT. POL [H/V]	Total [dBuV/m]	Limit [dBuV/m]	Margin [dB]	Measurement Type
11590	54.15	0.49	V	54.64	73.98	19.34	PK
11590	41.59	0.49	V	42.08	53.98	11.90	AV
17385	51.88	6.00	V	57.88	68.20	10.32	PK
11590	53.68	0.49	H	54.17	73.98	19.81	PK
11590	41.16	0.49	H	41.65	53.98	12.33	AV
17385	52.40	6.00	H	58.40	68.20	9.80	PK

Note:

All Modes of operation were investigated and the worst case configuration results are reported.

In order to simplify the report, We only have attached RSE result of worst channel.

(Worst Case : UNII 3 Band)

10.8.3 802.11ax(HE80)

1. 996 Tone RU 67

Band : UNII 3
 Operation Mode: 802.11ax(HE80)
 Transfer MCS Index: MCS0
 Operating Frequency 5775 MHz
 Channel No. 155 Ch

Frequency [MHz]	Reading [dBuV]	A.F.+C.L. -A.G+D.F. [dB]	ANT. POL [H/V]	Total [dBuV/m]	Limit [dBuV/m]	Margin [dB]	Measurement Type
11550	52.05	0.55	V	52.60	73.98	21.38	PK
11550	40.33	0.55	V	40.88	53.98	13.10	AV
17325	50.43	5.18	V	55.61	68.20	12.59	PK
11550	50.83	0.55	H	51.38	73.98	22.60	PK
11550	39.50	0.55	H	40.05	53.98	13.93	AV
17325	50.78	5.18	H	55.96	68.20	12.24	PK

2. 26 Tone RU 18

Band : UNII 3
 Operation Mode: 802.11ax(HE80)
 Transfer MCS Index: MCS0
 Operating Frequency 5775 MHz
 Channel No. 155 Ch

Frequency [MHz]	Reading [dBuV]	A.F.+C.L. -A.G+D.F. [dB]	ANT. POL [H/V]	Total [dBuV/m]	Limit [dBuV/m]	Margin [dB]	Measurement Type
11550	53.90	0.55	V	54.45	73.98	19.53	PK
11550	40.59	0.55	V	41.14	53.98	12.84	AV
17325	57.89	5.18	V	63.07	68.20	5.13	PK
11550	52.79	0.55	H	53.34	73.98	20.64	PK
11550	40.13	0.55	H	40.68	53.98	13.30	AV
17325	58.22	5.18	H	63.40	68.20	4.80	PK

3. 52 Tone RU 45

Band : UNII 3
Operation Mode: 802.11ax(HE80)
Transfer MCS Index: MCS0
Operating Frequency 5775 MHz
Channel No. 155 Ch

Frequency [MHz]	Reading [dBuV]	A.F.+C.L. -A.G+D.F. [dB]	ANT. POL [H/V]	Total [dBuV/m]	Limit [dBuV/m]	Margin [dB]	Measurement Type
11550	55.88	0.55	V	56.43	73.98	17.55	PK
11550	42.34	0.55	V	42.89	53.98	11.09	AV
17325	57.11	5.18	V	62.29	68.20	5.91	PK
11550	53.63	0.55	H	54.18	73.98	19.80	PK
11550	41.49	0.55	H	42.04	53.98	11.94	AV
17325	57.43	5.18	H	62.61	68.20	5.59	PK

Note:

All Modes of operation were investigated and the worst case configuration results are reported.

In order to simplify the report, We only have attached RSE result of worst channel.

(Worst Case : UNII 3 Band)

10.8.4 DBS Mode

Test case1

Frequency [MHz]	Reading [dBuV]	A.F.+C.L. -A.G+D.F. [dB]	ANT. POL [H/V]	Total [dBuV/m]	Limit [dBuV/m]	Margin [dB]	Measurement Type
11590	56.73	0.49	V	57.22	73.98	16.76	PK
11590	42.57	0.49	V	43.06	53.98	10.92	AV
17385	57.18	6.00	V	63.18	68.20	5.02	PK
11590	54.51	0.49	H	55.00	73.98	18.98	PK
11590	42.39	0.49	H	42.88	53.98	11.10	AV
17385	57.20	6.00	H	63.20	68.20	5.00	PK

Test case2

Frequency [MHz]	Reading [dBuV]	A.F.+C.L. -A.G+D.F. [dB]	ANT. POL [H/V]	Total [dBuV/m]	Limit [dBuV/m]	Margin [dB]	Measurement Type
11590	51.64	0.49	V	52.13	73.98	21.85	PK
11590	40.58	0.49	V	41.07	53.98	12.91	AV
17385	56.15	6.00	V	62.15	68.20	6.05	PK
11590	52.53	0.49	H	53.02	73.98	20.96	PK
11590	40.76	0.49	H	41.25	53.98	12.73	AV
17385	56.96	6.00	H	62.96	68.20	5.24	PK

Test case3

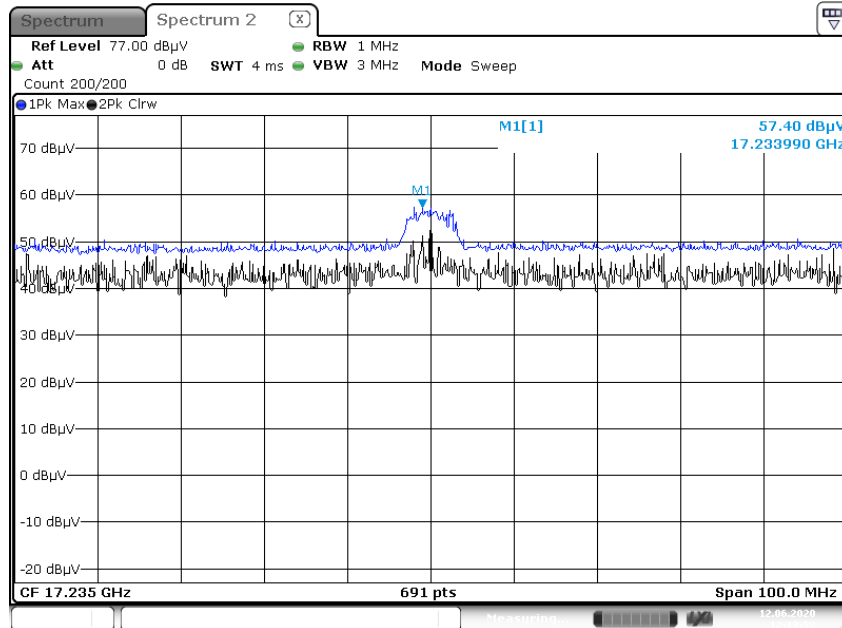
Frequency [MHz]	Reading [dBuV]	A.F.+C.L. -A.G+D.F. [dB]	ANT. POL [H/V]	Total [dBuV/m]	Limit [dBuV/m]	Margin [dB]	Measurement Type
11590	56.54	0.49	V	57.03	73.98	16.95	PK
11590	42.44	0.49	V	42.93	53.98	11.05	AV
17385	56.50	6.00	V	62.50	68.20	5.70	PK
11590	55.79	0.49	H	56.28	73.98	17.70	PK
11590	42.01	0.49	H	42.50	53.98	11.48	AV
17385	57.30	6.00	H	63.30	68.20	4.90	PK

Test case4

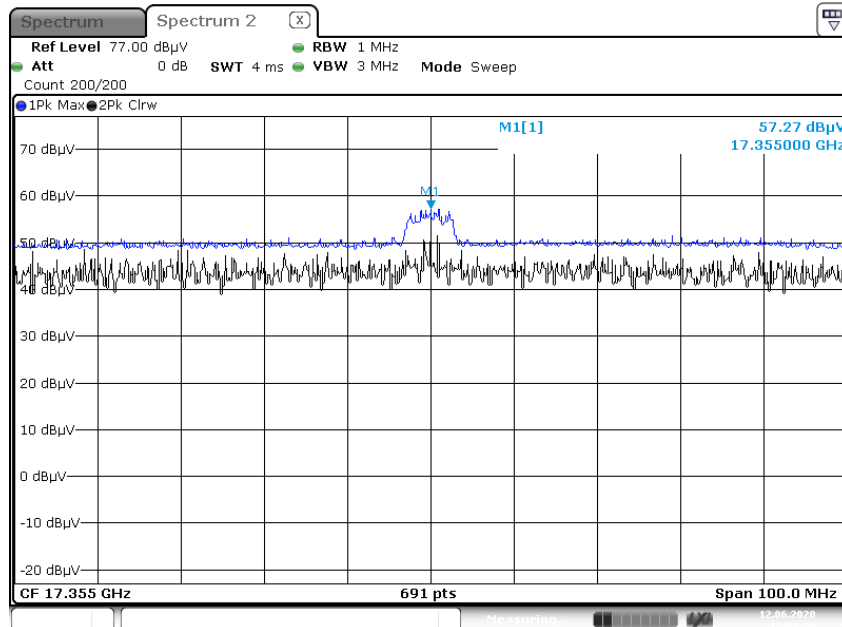
Frequency [MHz]	Reading [dBuV]	A.F.+C.L. -A.G+D.F. [dB]	ANT. POL [H/V]	Total [dBuV/m]	Limit [dBuV/m]	Margin [dB]	Measurement Type
11590	57.68	0.49	V	58.17	73.98	15.81	PK
11590	42.62	0.49	V	43.11	53.98	10.87	AV
17385	55.12	6.00	V	61.12	68.20	7.08	PK
11590	57.19	0.49	H	57.68	73.98	16.30	PK
11590	42.00	0.49	H	42.49	53.98	11.49	AV
17385	55.97	6.00	H	61.97	68.20	6.23	PK

▣ Test Plots(Z-H)

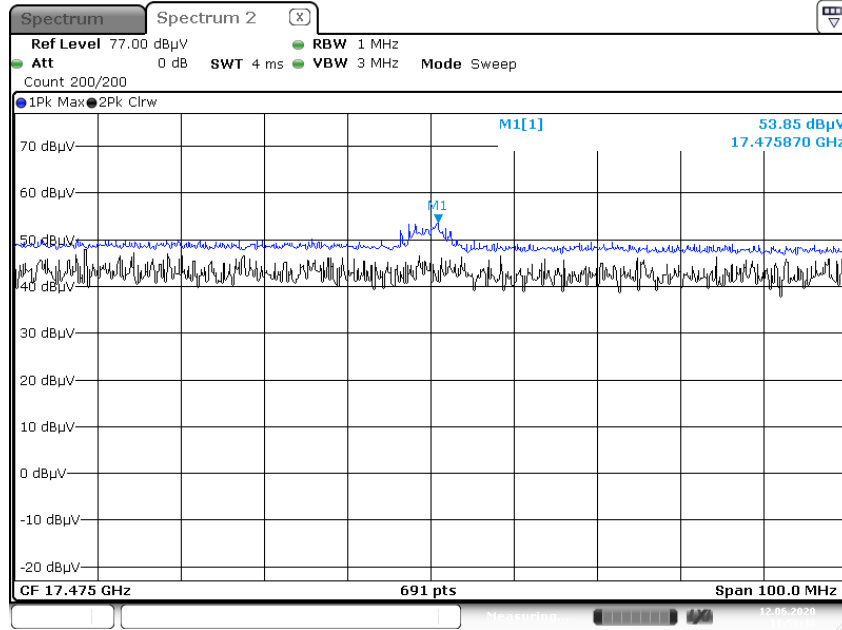
Peak Reading (802.11ax(HE20), Ch.149 3rd Harmonic) - 26 Tones RU Index 4



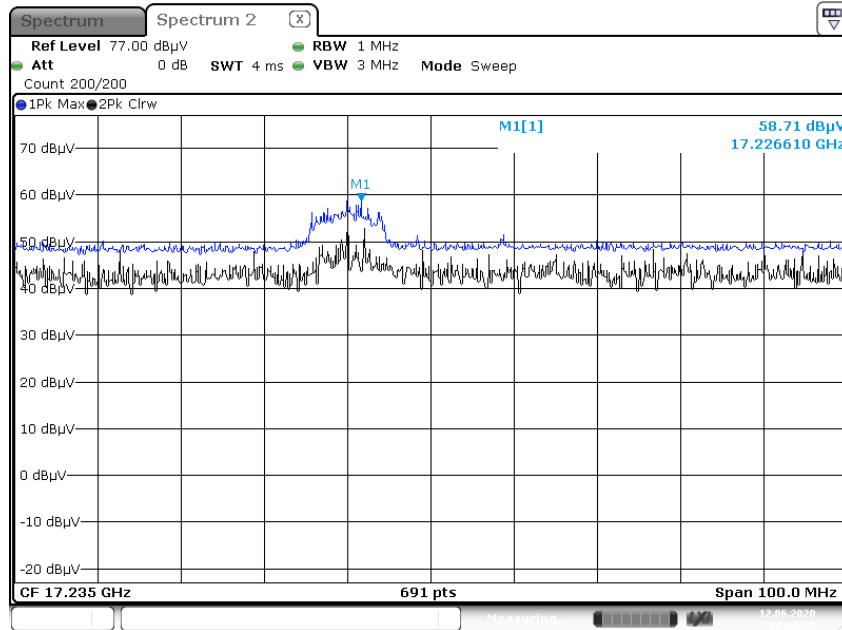
Peak Reading (802.11ax(HE20), Ch.157 3rd Harmonic) - 26 Tones RU Index 4



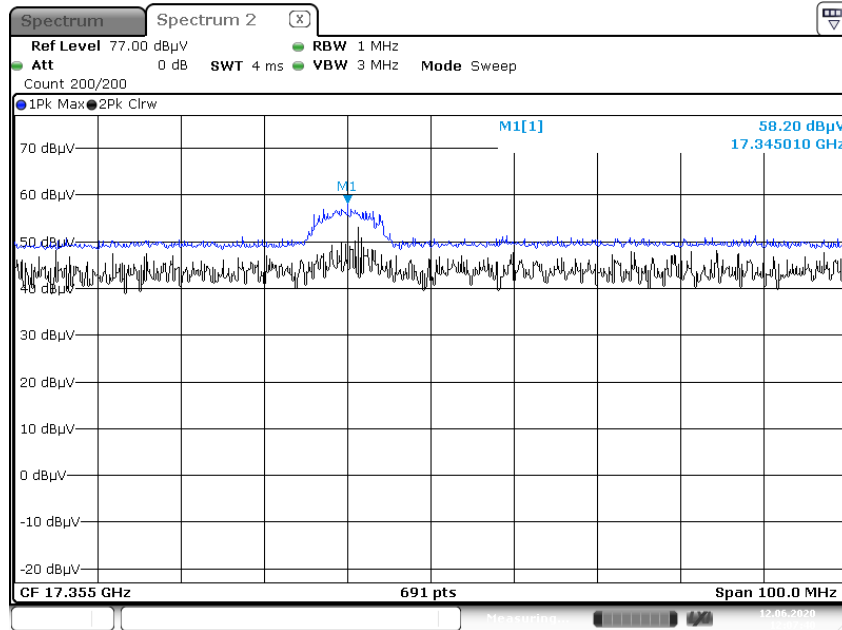
Peak Reading (802.11ax(HE20), Ch.165 3rd Harmonic) - 26 Tones RU Index 4



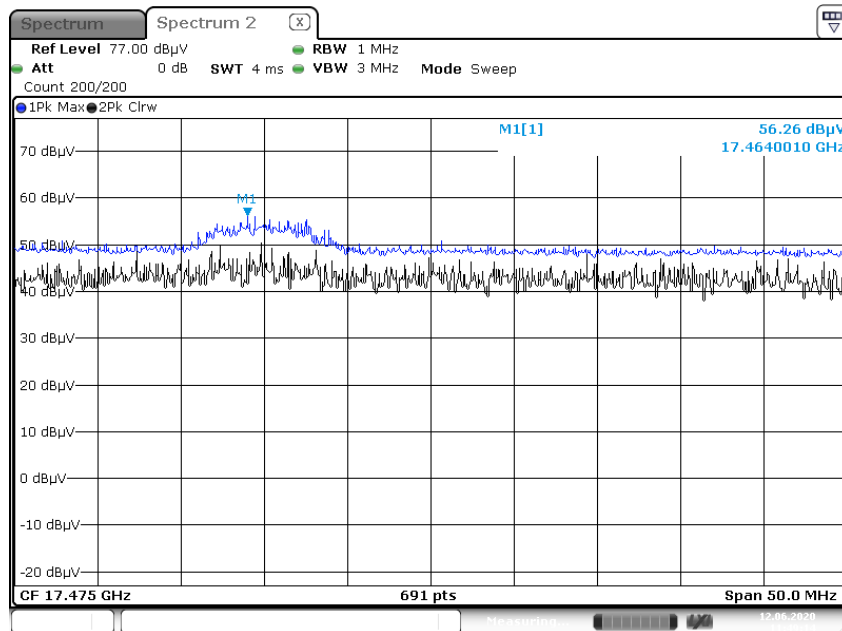
Peak Reading (802.11ax(HE20), Ch.149 3rd Harmonic) - 52 Tones RU Index 38



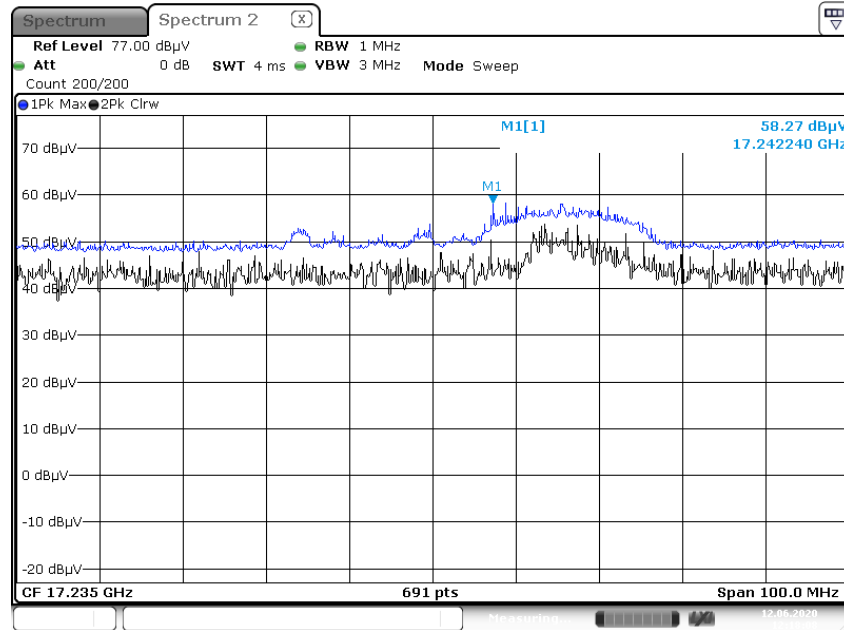
Peak Reading (802.11ax(HE20), Ch.157 3rd Harmonic) - 52 Tones RU Index 38



Peak Reading (802.11ax(HE20), Ch.165 3rd Harmonic) - 52 Tones RU Index 38

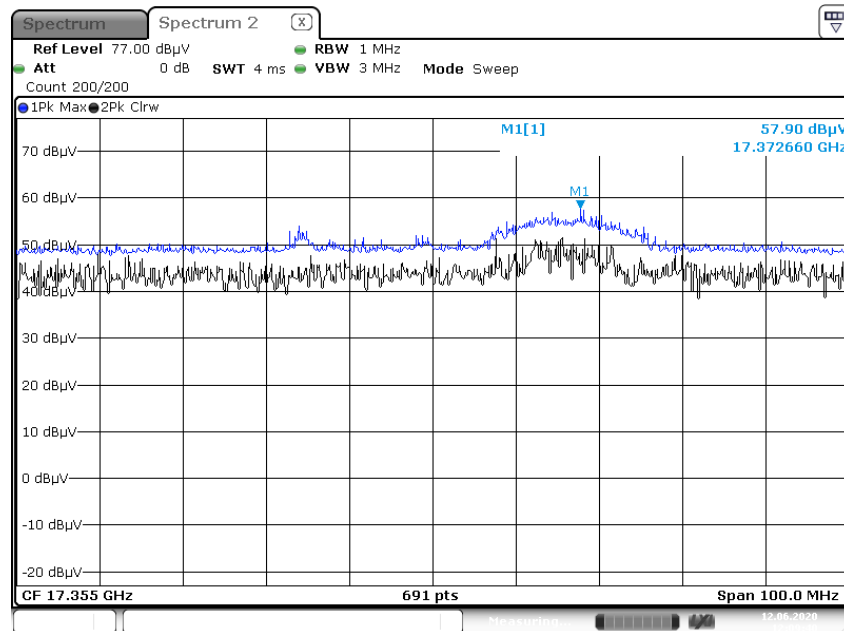


Peak Reading (802.11ax(HE20), Ch.149 3rd Harmonic) - 106 Tones RU Index 54



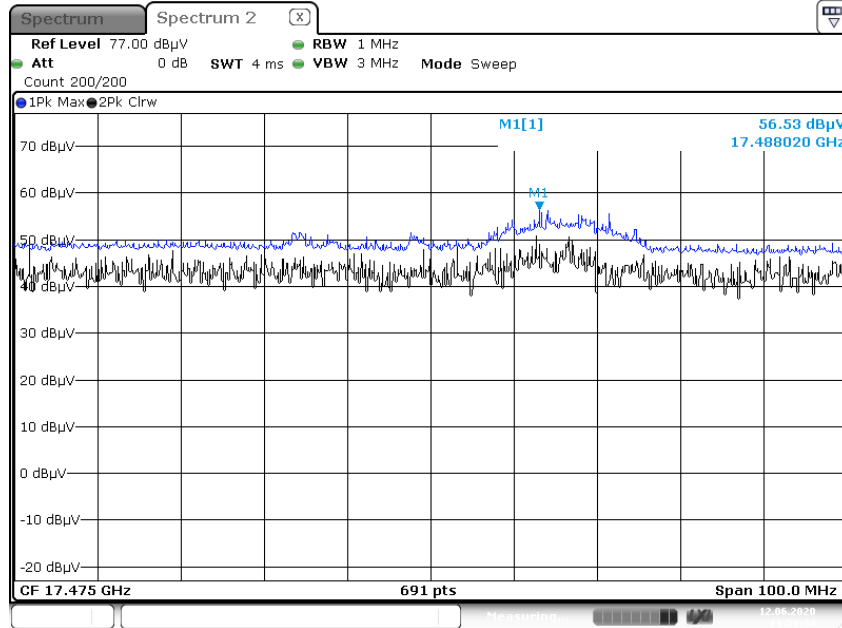
Date: 12. JUN. 2020 12:18:08

Peak Reading (802.11ax(HE20), Ch.157 3rd Harmonic) - 106 Tones RU Index 54



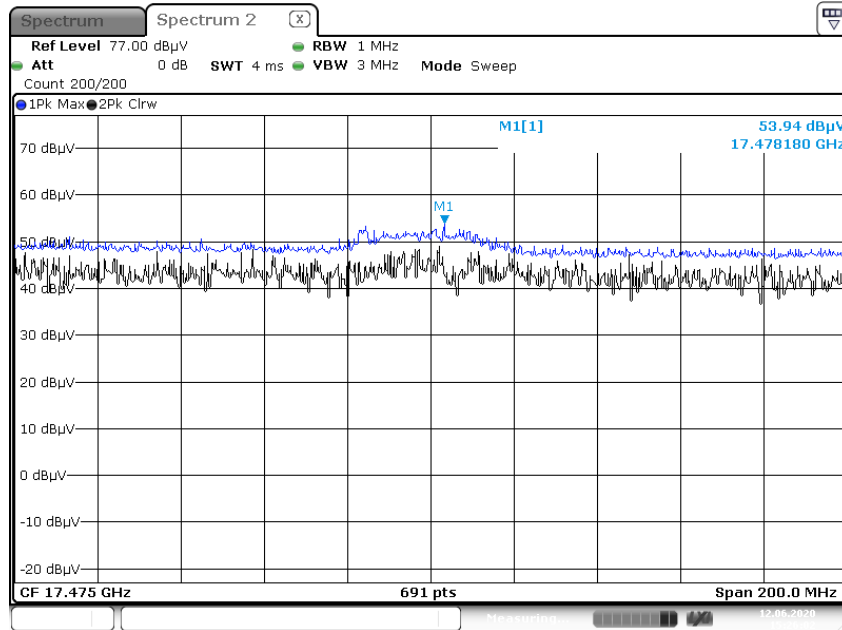
Date: 12. JUN. 2020 12:09:41

Peak Reading (802.11ax(HE20), Ch.165 3rd Harmonic) - 106 Tones RU Index 54



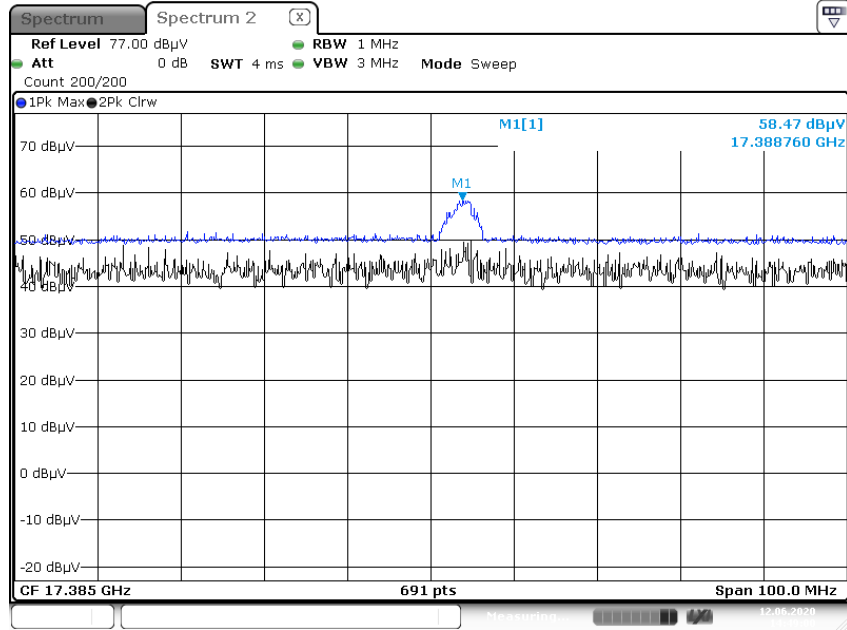
Date: 12.JUN.2020 11:53:44

Peak Reading (802.11ax(HE20), Ch.165 3rd Harmonic) - 242 Tones RU Index 61



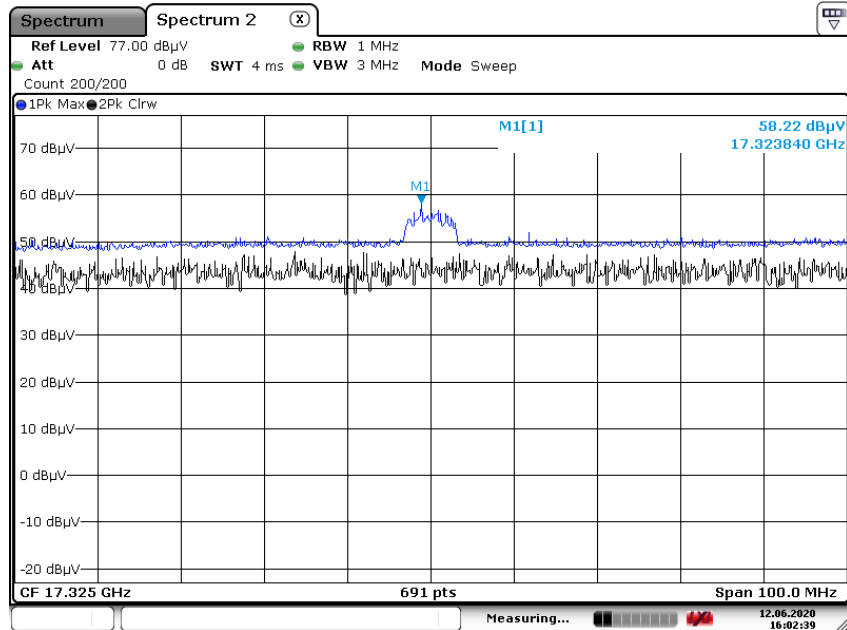
Date: 12.JUN.2020 15:26:03

Peak Reading (802.11ax(HE40), Ch.159 3rd Harmonic) - 26 Tones RU Index 9



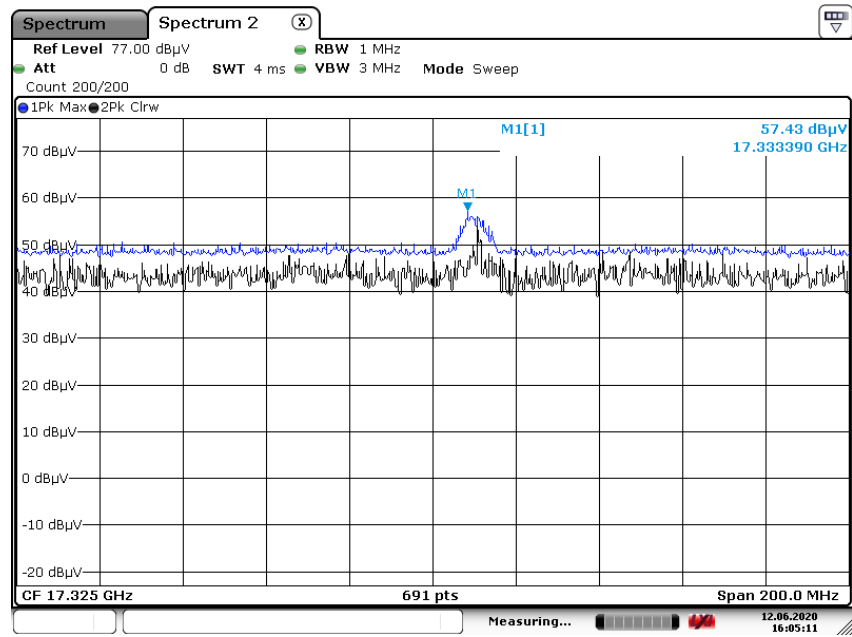
Date: 12. JUN. 2020 14:49:00

Peak Reading (802.11ax(HE80), Ch.155 3rd Harmonic) - 26 Tones RU Index 18



Date: 12. JUN. 2020 16:02:39

Peak Reading (802.11ax(HE80), Ch.155 3rd Harmonic) - 52 Tones RU Index 45



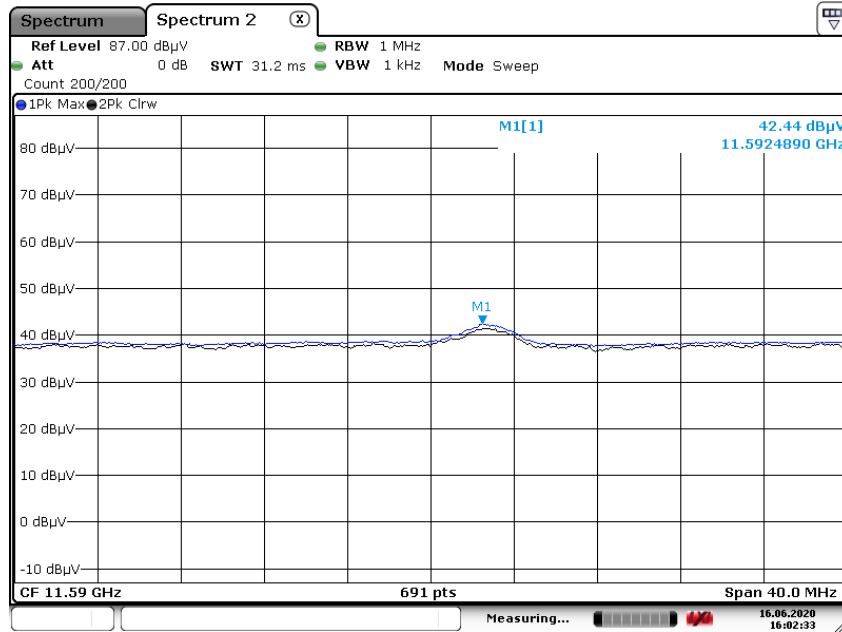
Date: 12.JUN.2020 16:05:12

Note:

Only the worst case plots for Radiated Spurious Emissions.

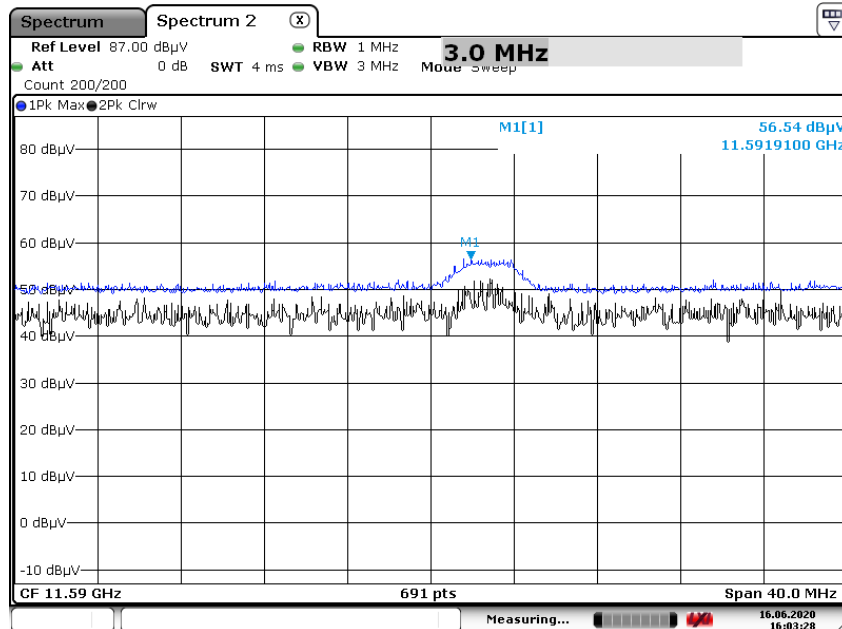
▣ Test Plots (DBS Mode)

[Case3] 2nd , Y-V, Average Reading



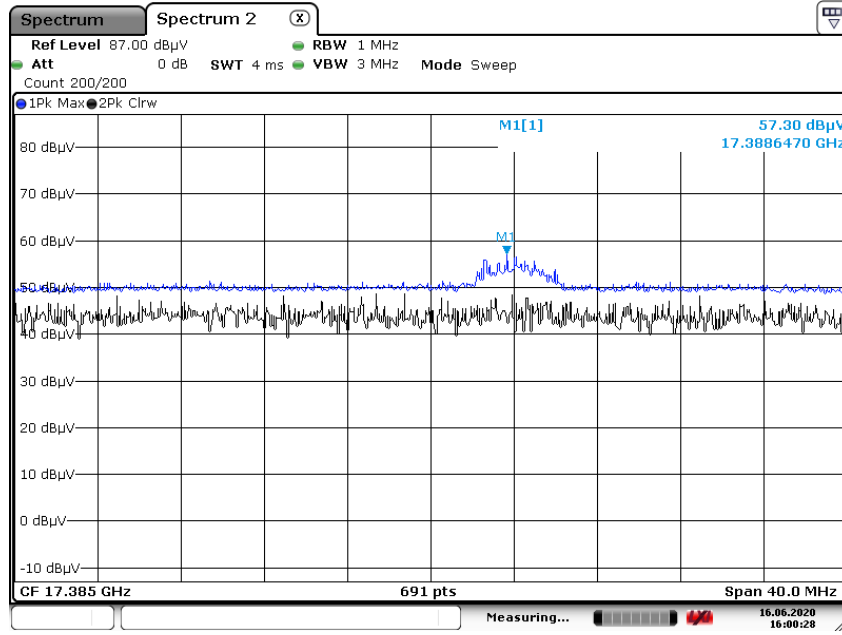
Date: 16.JUN.2020 16:02:33

[Case3] 2nd , Y-V, Peak Reading



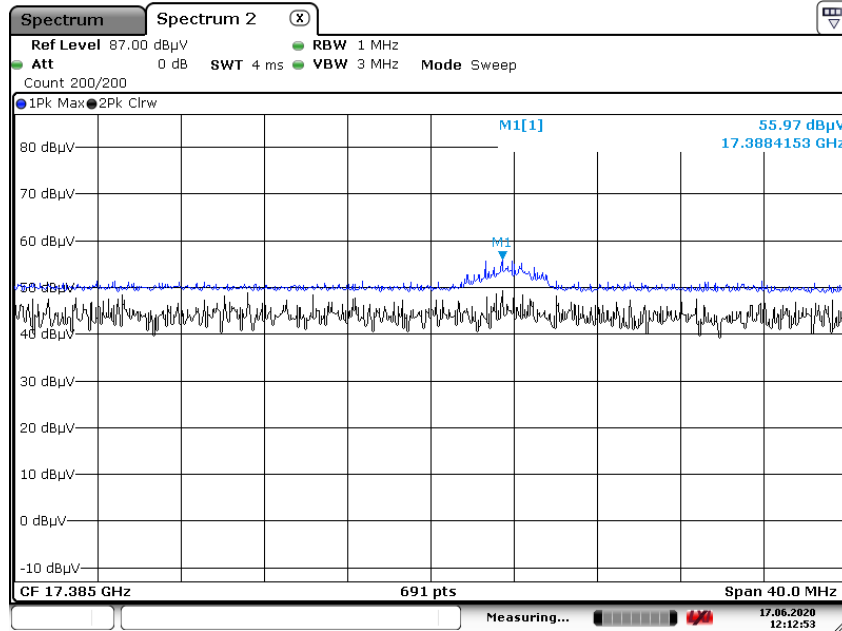
Date: 16.JUN.2020 16:03:28

[Case3] 3rd , Z-H, Peak Reading



Date: 16. JUN. 2020 16:00:28

[Case4] 3rd , Z-H, Peak Reading



Date: 17. JUN. 2020 12:12:53

Note:

Only the worst case plots for Radiated Spurious Emissions.

10.9 RADIATED RESTRICTED BAND EDGE

10.9.1 802.11ax(HE20)

1. 26 Tone

Band :	UNII 1
Operation Mode:	802.11ax(HE20)
Transfer Rate:	MCS0
Operating Frequency	5180 MHz
Channel No.	36 Ch
RU offset.	0

Frequency [MHz]	Reading dBuV	AN.+CL-AMP+ATT. +D.F. [dB]	ANT. POL [H/V]	Total [dBuV/m]	Limit [dBuV/m]	Margin [dB]	Measurement Type
5150	44.57	12.72	H	57.29	73.98	16.69	PK
5150	32.56	12.72	H	45.28	53.98	8.70	AV
5150	44.31	12.72	V	57.03	73.98	16.95	PK
5150	32.05	12.72	V	44.77	53.98	9.21	AV

Band :	UNII 2A
Operation Mode:	802.11ax(HE20)
Transfer Rate:	MCS0
Operating Frequency	5320 MHz
Channel No.	64 Ch
RU offset.	8

Frequency [MHz]	Reading dBuV	AN.+CL-AMP+ATT. +D.F. [dB]	ANT. POL [H/V]	Total [dBuV/m]	Limit [dBuV/m]	Margin [dB]	Measurement Type
5350	45.45	12.38	H	57.83	73.98	16.15	PK
5350	32.57	12.38	H	44.95	53.98	9.03	AV
5350	45.08	12.38	V	57.46	73.98	16.52	PK
5350	32.30	12.38	V	44.68	53.98	9.30	AV

Band : UNII 2C
 Operation Mode: 802.11ax(HE20)
 Transfer Rate: MCS0
 Operating Frequency 5500 MHz
 Channel No. 100 Ch
 RU offset. 0

Frequency [MHz]	Reading DBuV	AN.+CL-AMP+ATT. +D.F. [dB]	ANT. POL [H/V]	Total [dBuV/m]	Limit [dBuV/m]	Margin [dB]	Measurement Type
5460	45.50	13.91	H	59.41	73.98	14.57	PK
5460	32.41	13.91	H	46.32	53.98	7.66	AV
5470	45.54	13.46	H	59	68.20	9.20	PK
5460	44.86	13.91	V	58.77	73.98	15.21	PK
5460	32.15	13.91	V	46.06	53.98	7.92	AV
5470	45.28	13.46	V	58.74	68.20	9.46	PK

2. 106 Tone

Band :	UNII 1
Operation Mode:	802.11ax(HE20)
Transfer Rate:	MCS0
Operating Frequency	5180 MHz
Channel No.	36 Ch
RU offset.	53

Frequency [MHz]	Reading dBuV	AN.+CL-AMP+ATT. +D.F. [dB]	ANT. POL [H/V]	Total [dBuV/m]	Limit [dBuV/m]	Margin [dB]	Measurement Type
5150	45.58	12.72	H	58.30	73.98	15.68	PK
5150	34.26	12.72	H	46.98	53.98	7.00	AV
5150	45.20	12.72	V	57.92	73.98	16.06	PK
5150	33.89	12.72	V	46.61	53.98	7.37	AV

Band :	UNII 2A
Operation Mode:	802.11ax(HE20)
Transfer Rate:	MCS0
Operating Frequency	5320 MHz
Channel No.	64 Ch
RU offset.	54

Frequency [MHz]	Reading dBuV	AN.+CL-AMP+ATT. +D.F. [dB]	ANT. POL [H/V]	Total [dBuV/m]	Limit [dBuV/m]	Margin [dB]	Measurement Type
5350	49.74	12.38	H	62.12	73.98	11.86	PK
5350	34.40	12.38	H	46.78	53.98	7.20	AV
5350	48.61	12.38	V	60.99	73.98	12.99	PK
5350	34.05	12.38	V	46.43	53.98	7.55	AV

Band : UNII 2C
 Operation Mode: 802.11ax(HE20)
 Transfer Rate: MCS0
 Operating Frequency 5500 MHz
 Channel No. 100 Ch
 RU offset. 53

Frequency [MHz]	Reading DBuV	AN.+CL-AMP+ATT. +D.F. [dB]	ANT. POL [H/V]	Total [dBuV/m]	Limit [dBuV/m]	Margin [dB]	Measurement Type
5460	45.77	13.91	H	59.68	73.98	14.30	PK
5460	33.12	13.91	H	47.03	53.98	6.95	AV
5470	48.67	13.46	H	62.13	68.20	6.07	PK
5460	45.05	13.91	V	58.96	73.98	15.02	PK
5460	32.78	13.91	V	46.69	53.98	7.29	AV
5470	48.10	13.46	V	61.56	68.20	6.64	PK

3. 242 Tone

Band :	UNII 1
Operation Mode:	802.11ax(HE20)
Transfer Rate:	MCS0
Operating Frequency	5180 MHz
Channel No.	36 Ch
RU offset.	61

Frequency [MHz]	Reading dBuV	AN.+CL-AMP+ATT. +D.F. [dB]	ANT. POL [H/V]	Total [dBuV/m]	Limit [dBuV/m]	Margin [dB]	Measurement Type
5150	52.00	12.72	H	64.72	73.98	9.26	PK
5150	37.97	12.72	H	50.69	53.98	3.29	AV
5150	51.54	12.72	V	64.26	73.98	9.72	PK
5150	37.01	12.72	V	49.73	53.98	4.25	AV

Band :	UNII 2A
Operation Mode:	802.11ax(HE20)
Transfer Rate:	MCS0
Operating Frequency	5320 MHz
Channel No.	64 Ch
RU offset.	61

Frequency [MHz]	Reading dBuV	AN.+CL-AMP+ATT. +D.F. [dB]	ANT. POL [H/V]	Total [dBuV/m]	Limit [dBuV/m]	Margin [dB]	Measurement Type
5350	56.18	12.38	H	68.56	73.98	5.42	PK
5350	38.79	12.38	H	51.17	53.98	2.81	AV
5350	55.98	12.38	V	68.36	73.98	5.62	PK
5350	38.48	12.38	V	50.86	53.98	3.12	AV

Band : UNII 2C
 Operation Mode: 802.11ax(HE20)
 Transfer Rate: MCS0
 Operating Frequency 5500 MHz
 Channel No. 100 Ch
 RU offset. 61

Frequency [MHz]	Reading DBuV	AN.+CL-AMP+ATT. +D.F. [dB]	ANT. POL [H/V]	Total [dBuV/m]	Limit [dBuV/m]	Margin [dB]	Measurement Type
5460	46.00	13.91	H	59.91	73.98	14.07	PK
5460	33.46	13.91	H	47.37	53.98	6.61	AV
5470	52.35	13.46	H	65.81	68.20	2.39	PK
5460	45.50	13.91	V	59.41	73.98	14.57	PK
5460	33.38	13.91	V	47.29	53.98	6.69	AV
5470	51.84	13.46	V	65.3	68.20	2.90	PK

10.9.2 802.11ax(HE40)

1. 26 Tone

Band :	UNII 1
Operation Mode:	802.11ax(HE40)
Transfer MCS Index:	MCS0
Operating Frequency	5190 MHz
Channel No.	38 Ch
RU offset.	0

Frequency [MHz]	Reading dBuV	AN.+CL-AMP+ATT. +D.F. [dB]	ANT. POL [H/V]	Total [dBuV/m]	Limit [dBuV/m]	Margin [dB]	Measurement Type
5150	44.82	12.72	H	57.54	73.98	16.44	PK
5150	32.76	12.72	H	45.48	53.98	8.50	AV
5150	44.35	12.72	V	57.07	73.98	16.91	PK
5150	32.40	12.72	V	45.12	53.98	8.86	AV

Band :	UNII 1
Operation Mode:	802.11ax(HE40)
Transfer MCS Index:	MCS0
Operating Frequency	5310 MHz
Channel No.	62 Ch
RU offset.	17

Frequency [MHz]	Reading dBuV	AN.+CL-AMP+ATT. +D.F. [dB]	ANT. POL [H/V]	Total [dBuV/m]	Limit [dBuV/m]	Margin [dB]	Measurement Type
5350	48.63	12.38	H	61.01	73.98	12.97	PK
5350	32.41	12.38	H	44.79	53.98	9.19	AV
5350	47.69	12.38	V	60.07	73.98	13.91	PK
5350	32.22	12.38	V	44.6	53.98	9.38	AV

Band : UNII 2C
 Operation Mode: 802.11ax(HE40)
 Transfer MCS Index: MCS0
 Operating Frequency 5510 MHz
 Channel No. 102 Ch
 RU offset. 0

Frequency [MHz]	Reading DBuV	AN.+CL-AMP+ATT. +D.F. [dB]	ANT. POL [H/V]	Total [dBuV/m]	Limit [dBuV/m]	Margin [dB]	Measurement Type
5460	45.01	13.91	H	58.92	73.98	15.06	PK
5460	32.26	13.91	H	46.17	53.98	7.81	AV
5470	45.66	13.46	H	59.12	68.20	9.08	PK
5460	44.64	13.91	V	58.55	73.98	15.43	PK
5460	31.95	13.91	V	45.86	53.98	8.12	AV
5470	45.19	13.46	V	58.65	68.20	9.55	PK

2. 52 Tone

Band :	UNII 1
Operation Mode:	802.11ax(HE40)
Transfer MCS Index:	MCS0
Operating Frequency	5190 MHz
Channel No.	38 Ch
RU offset.	37

Frequency [MHz]	Reading dBuV	AN.+CL-AMP+ATT. +D.F. [dB]	ANT. POL [H/V]	Total [dBuV/m]	Limit [dBuV/m]	Margin [dB]	Measurement Type
5150	47.19	12.72	H	59.91	73.98	14.07	PK
5150	33.18	12.72	H	45.9	53.98	8.08	AV
5150	46.70	12.72	V	59.42	73.98	14.56	PK
5150	33.00	12.72	V	45.72	53.98	8.26	AV

Band :	UNII 1
Operation Mode:	802.11ax(HE40)
Transfer MCS Index:	MCS0
Operating Frequency	5310 MHz
Channel No.	62 Ch
RU offset.	44

Frequency [MHz]	Reading dBuV	AN.+CL-AMP+ATT. +D.F. [dB]	ANT. POL [H/V]	Total [dBuV/m]	Limit [dBuV/m]	Margin [dB]	Measurement Type
5350	53.25	12.38	H	65.63	73.98	8.35	PK
5350	33.15	12.38	H	45.53	53.98	8.45	AV
5350	53.00	12.38	V	65.38	73.98	8.60	PK
5350	33.02	12.38	V	45.4	53.98	8.58	AV

Band : UNII 2C
 Operation Mode: 802.11ax(HE40)
 Transfer MCS Index: MCS0
 Operating Frequency 5510 MHz
 Channel No. 102 Ch
 RU offset. 37

Frequency [MHz]	Reading DBuV	AN.+CL-AMP+ATT. +D.F. [dB]	ANT. POL [H/V]	Total [dBuV/m]	Limit [dBuV/m]	Margin [dB]	Measurement Type
5460	46.10	13.91	H	60.01	73.98	13.97	PK
5460	32.88	13.91	H	46.79	53.98	7.19	AV
5470	49.96	13.46	H	63.42	68.20	4.78	PK
5460	45.74	13.91	V	59.65	73.98	14.33	PK
5460	32.68	13.91	V	46.59	53.98	7.39	AV
5470	49.20	13.46	V	62.66	68.20	5.54	PK

3. 106 Tone

Band :	UNII 1
Operation Mode:	802.11ax(HE40)
Transfer MCS Index:	MCS0
Operating Frequency	5190 MHz
Channel No.	38 Ch
RU offset.	53

Frequency [MHz]	Reading dBuV	AN.+CL-AMP+ATT. +D.F. [dB]	ANT. POL [H/V]	Total [dBuV/m]	Limit [dBuV/m]	Margin [dB]	Measurement Type
5150	53.04	12.72	H	65.76	73.98	8.22	PK
5150	34.30	12.72	H	47.02	53.98	6.96	AV
5150	52.85	12.72	V	65.57	73.98	8.41	PK
5150	31.05	12.72	V	43.77	53.98	10.21	AV

Band :	UNII 1
Operation Mode:	802.11ax(HE40)
Transfer MCS Index:	MCS0
Operating Frequency	5310 MHz
Channel No.	62 Ch
RU offset.	56

Frequency [MHz]	Reading dBuV	AN.+CL-AMP+ATT. +D.F. [dB]	ANT. POL [H/V]	Total [dBuV/m]	Limit [dBuV/m]	Margin [dB]	Measurement Type
5350	54.68	12.38	H	67.06	73.98	6.92	PK
5350	34.40	12.38	H	46.78	53.98	7.20	AV
5350	53.69	12.38	V	66.07	73.98	7.91	PK
5350	34.19	12.38	V	46.57	53.98	7.41	AV

Band : UNII 2C
 Operation Mode: 802.11ax(HE40)
 Transfer MCS Index: MCS0
 Operating Frequency 5510 MHz
 Channel No. 102 Ch
 RU offset. 53

Frequency [MHz]	Reading DBuV	AN.+CL-AMP+ATT. +D.F. [dB]	ANT. POL [H/V]	Total [dBuV/m]	Limit [dBuV/m]	Margin [dB]	Measurement Type
5460	45.65	13.91	H	59.56	73.98	14.42	PK
5460	32.73	13.91	H	46.64	53.98	7.34	AV
5470	49.66	13.46	H	63.12	68.20	5.08	PK
5460	45.28	13.91	V	59.19	73.98	14.79	PK
5460	32.50	13.91	V	46.41	53.98	7.57	AV
5470	49.07	13.46	V	62.53	68.20	5.67	PK

4. 242 Tone

Band : UNII 1
 Operation Mode: 802.11ax(HE40)
 Transfer MCS Index: MCS0
 Operating Frequency 5190 MHz
 Channel No. 38 Ch
 RU offset. 61

Frequency [MHz]	Reading dBuV	AN.+CL-AMP+ATT. +D.F. [dB]	ANT. POL [H/V]	Total [dBuV/m]	Limit [dBuV/m]	Margin [dB]	Measurement Type
5150	51.74	12.72	H	64.46	73.98	9.52	PK
5150	37.84	12.72	H	50.56	53.98	3.42	AV
5150	50.94	12.72	V	63.66	73.98	10.32	PK
5150	37.60	12.72	V	50.32	53.98	3.66	AV

Band : UNII 1
 Operation Mode: 802.11ax(HE40)
 Transfer MCS Index: MCS0
 Operating Frequency 5310 MHz
 Channel No. 62 Ch
 RU offset. 62

Frequency [MHz]	Reading dBuV	AN.+CL-AMP+ATT. +D.F. [dB]	ANT. POL [H/V]	Total [dBuV/m]	Limit [dBuV/m]	Margin [dB]	Measurement Type
5350	58.20	12.38	H	70.58	73.98	3.40	PK
5350	38.23	12.38	H	50.61	53.98	3.37	AV
5350	57.25	12.38	V	69.63	73.98	4.35	PK
5350	38.00	12.38	V	50.38	53.98	3.60	AV

Band : UNII 2C
 Operation Mode: 802.11ax(HE40)
 Transfer MCS Index: MCS0
 Operating Frequency 5510 MHz
 Channel No. 102 Ch
 RU offset. 61

Frequency [MHz]	Reading DBuV	AN.+CL-AMP+ATT. +D.F. [dB]	ANT. POL [H/V]	Total [dBuV/m]	Limit [dBuV/m]	Margin [dB]	Measurement Type
5460	45.38	13.91	H	59.29	73.98	14.69	PK
5460	32.92	13.91	H	46.83	53.98	7.15	AV
5470	51.06	13.46	H	64.52	68.20	3.68	PK
5460	45.19	13.91	V	59.1	73.98	14.88	PK
5460	32.74	13.91	V	46.65	53.98	7.33	AV
5470	50.55	13.46	V	64.01	68.20	4.19	PK

5. 484 Tone

Band : UNII 1
 Operation Mode: 802.11ax(HE40)
 Transfer MCS Index: MCS0
 Operating Frequency 5190 MHz
 Channel No. 38 Ch
 RU offset. 65

Frequency [MHz]	Reading dBuV	AN.+CL-AMP+ATT. +D.F. [dB]	ANT. POL [H/V]	Total [dBuV/m]	Limit [dBuV/m]	Margin [dB]	Measurement Type
5150	54.22	12.72	H	66.94	73.98	7.04	PK
5150	37.80	12.72	H	50.52	53.98	3.46	AV
5150	53.45	12.72	V	66.17	73.98	7.81	PK
5150	37.25	12.72	V	49.97	53.98	4.01	AV

Band : UNII 1
 Operation Mode: 802.11ax(HE40)
 Transfer MCS Index: MCS0
 Operating Frequency 5310 MHz
 Channel No. 62 Ch
 RU offset. 65

Frequency [MHz]	Reading dBuV	AN.+CL-AMP+ATT. +D.F. [dB]	ANT. POL [H/V]	Total [dBuV/m]	Limit [dBuV/m]	Margin [dB]	Measurement Type
5350	54.20	12.38	H	66.58	73.98	7.40	PK
5350	37.90	12.38	H	50.28	53.98	3.70	AV
5350	52.90	12.38	V	65.28	73.98	8.70	PK
5350	37.54	12.38	V	49.92	53.98	4.06	AV

Band :	UNII 2C
Operation Mode:	802.11ax(HE40)
Transfer MCS Index:	MCS0
Operating Frequency	5510 MHz
Channel No.	102 Ch
RU offset.	65

Frequency [MHz]	Reading DBuV	AN.+CL-AMP+ATT. +D.F. [dB]	ANT. POL [H/V]	Total [dBuV/m]	Limit [dBuV/m]	Margin [dB]	Measurement Type
5460	46.36	13.91	H	60.27	73.98	13.71	PK
5460	33.32	13.91	H	47.23	53.98	6.75	AV
5470	51.47	13.46	H	64.93	68.20	3.27	PK
5460	45.88	13.91	V	59.79	73.98	14.19	PK
5460	33.18	13.91	V	47.09	53.98	6.89	AV
5470	50.46	13.46	V	63.92	68.20	4.28	PK

10.9.3 802.11ax(HE80)

1. 26 Tone

Band :	UNII 1
Operation Mode:	802.11ax(HE80)
Transfer MCS Index:	MCS0
Operating Frequency	5210 MHz
Channel No.	42 Ch
RU offset.	0

Frequency [MHz]	Reading dBuV	AN.+CL-AMP+ATT. +D.F. [dB]	ANT. POL [H/V]	Total [dBuV/m]	Limit [dBuV/m]	Margin [dB]	Measurement Type
5150	45.38	12.72	H	58.10	73.98	15.88	PK
5150	33.99	12.72	H	46.71	53.98	7.27	AV
5150	44.96	12.72	V	57.68	73.98	16.30	PK
5150	33.74	12.72	V	46.46	53.98	7.52	AV

Band :	UNII 2A
Operation Mode:	802.11ax(HE80)
Transfer MCS Index:	MCS0
Operating Frequency	5290 MHz
Channel No.	58 Ch
RU offset.	36

Frequency [MHz]	Reading dBuV	AN.+CL-AMP+ATT. +D.F. [dB]	ANT. POL [H/V]	Total [dBuV/m]	Limit [dBuV/m]	Margin [dB]	Measurement Type
5350	49.39	12.38	H	61.77	73.98	12.21	PK
5350	33.45	12.38	H	45.83	53.98	8.15	AV
5350	48.68	12.38	V	61.06	73.98	12.92	PK
5350	33.15	12.38	V	45.53	53.98	8.45	AV

Band : UNII 2C
 Operation Mode: 802.11ax(HE80)
 Transfer MCS Index: MCS0
 Operating Frequency 5530 MHz
 Channel No. 106 Ch
 RU offset. 0

Frequency [MHz]	Reading DBuV	AN.+CL-AMP+ATT. +D.F. [dB]	ANT. POL [H/V]	Total [dBuV/m]	Limit [dBuV/m]	Margin [dB]	Measurement Type
5460	45.13	13.91	H	59.04	73.98	14.94	PK
5460	32.31	13.91	H	46.22	53.98	7.76	AV
5470	45.90	13.46	H	59.36	68.20	8.84	PK
5460	44.91	13.91	V	58.82	73.98	15.16	PK
5460	32.25	13.91	V	46.16	53.98	7.82	AV
5470	45.11	13.46	V	58.57	68.20	9.63	PK

2. 52 Tone

Band :	UNII 1
Operation Mode:	802.11ax(HE80)
Transfer MCS Index:	MCS0
Operating Frequency	5210 MHz
Channel No.	42 Ch
RU offset.	37

Frequency [MHz]	Reading dBuV	AN.+CL-AMP+ATT. +D.F. [dB]	ANT. POL [H/V]	Total [dBuV/m]	Limit [dBuV/m]	Margin [dB]	Measurement Type
5150	52.53	12.72	H	65.25	73.98	8.73	PK
5150	34.09	12.72	H	46.81	53.98	7.17	AV
5150	52.14	12.72	V	64.86	73.98	9.12	PK
5150	33.50	12.72	V	46.22	53.98	7.76	AV

Band :	UNII 2A
Operation Mode:	802.11ax(HE80)
Transfer MCS Index:	MCS0
Operating Frequency	5290 MHz
Channel No.	58 Ch
RU offset.	52

Frequency [MHz]	Reading dBuV	AN.+CL-AMP+ATT. +D.F. [dB]	ANT. POL [H/V]	Total [dBuV/m]	Limit [dBuV/m]	Margin [dB]	Measurement Type
5350	57.03	12.38	H	69.41	73.98	4.57	PK
5350	33.98	12.38	H	46.36	53.98	7.62	AV
5350	56.55	12.38	V	68.93	73.98	5.05	PK
5350	33.75	12.38	V	46.13	53.98	7.85	AV

Band :	UNII 2C
Operation Mode:	802.11ax(HE80)
Transfer MCS Index:	MCS0
Operating Frequency	5530 MHz
Channel No.	106 Ch
RU offset.	37

Frequency [MHz]	Reading DBuV	AN.+CL-AMP+ATT. +D.F. [dB]	ANT. POL [H/V]	Total [dBuV/m]	Limit [dBuV/m]	Margin [dB]	Measurement Type
5460	44.83	13.91	H	58.74	73.98	15.24	PK
5460	32.84	13.91	H	46.75	53.98	7.23	AV
5470	49.40	13.46	H	62.86	68.20	5.34	PK
5460	44.58	13.91	V	58.49	73.98	15.49	PK
5460	32.70	13.91	V	46.61	53.98	7.37	AV
5470	48.68	13.46	V	62.14	68.20	6.06	PK

3. 106 Tone

Band :	UNII 1
Operation Mode:	802.11ax(HE80)
Transfer MCS Index:	MCS0
Operating Frequency	5210 MHz
Channel No.	42 Ch
RU offset.	53

Frequency [MHz]	Reading dBuV	AN.+CL-AMP+ATT. +D.F. [dB]	ANT. POL [H/V]	Total [dBuV/m]	Limit [dBuV/m]	Margin [dB]	Measurement Type
5150	56.46	12.72	H	69.18	73.98	4.80	PK
5150	34.67	12.72	H	47.39	53.98	6.59	AV
5150	56.08	12.72	V	68.8	73.98	5.18	PK
5150	34.44	12.72	V	47.16	53.98	6.82	AV

Band :	UNII 2A
Operation Mode:	802.11ax(HE80)
Transfer MCS Index:	MCS0
Operating Frequency	5290 MHz
Channel No.	58 Ch
RU offset.	60

Frequency [MHz]	Reading dBuV	AN.+CL-AMP+ATT. +D.F. [dB]	ANT. POL [H/V]	Total [dBuV/m]	Limit [dBuV/m]	Margin [dB]	Measurement Type
5350	56.77	12.38	H	69.15	73.98	4.83	PK
5350	33.59	12.38	H	45.97	53.98	8.01	AV
5350	56.00	12.38	V	68.38	73.98	5.60	PK
5350	33.19	12.38	V	45.57	53.98	8.41	AV

Band : UNII 2C
 Operation Mode: 802.11ax(HE80)
 Transfer MCS Index: MCS0
 Operating Frequency 5530 MHz
 Channel No. 106 Ch
 RU offset. 53

Frequency [MHz]	Reading DBuV	AN.+CL-AMP+ATT. +D.F. [dB]	ANT. POL [H/V]	Total [dBuV/m]	Limit [dBuV/m]	Margin [dB]	Measurement Type
5460	45.55	13.91	H	59.46	73.98	14.52	PK
5460	32.89	13.91	H	46.8	53.98	7.18	AV
5470	48.58	13.46	H	62.04	68.20	6.16	PK
5460	45.05	13.91	V	58.96	73.98	15.02	PK
5460	32.68	13.91	V	46.59	53.98	7.39	AV
5470	48.11	13.46	V	61.57	68.20	6.63	PK

4. 242 Tone

Band :	UNII 1
Operation Mode:	802.11ax(HE80)
Transfer MCS Index:	MCS0
Operating Frequency	5210 MHz
Channel No.	42 Ch
RU offset.	61

Frequency [MHz]	Reading dBuV	AN.+CL-AMP+ATT. +D.F. [dB]	ANT. POL [H/V]	Total [dBuV/m]	Limit [dBuV/m]	Margin [dB]	Measurement Type
5150	52.95	12.72	H	65.67	73.98	8.31	PK
5150	35.68	12.72	H	48.4	53.98	5.58	AV
5150	52.55	12.72	V	65.27	73.98	8.71	PK
5150	35.40	12.72	V	48.12	53.98	5.86	AV

Band :	UNII 2A
Operation Mode:	802.11ax(HE80)
Transfer MCS Index:	MCS0
Operating Frequency	5290 MHz
Channel No.	58 Ch
RU offset.	64

Frequency [MHz]	Reading dBuV	AN.+CL-AMP+ATT. +D.F. [dB]	ANT. POL [H/V]	Total [dBuV/m]	Limit [dBuV/m]	Margin [dB]	Measurement Type
5350	56.09	12.38	H	68.47	73.98	5.51	PK
5350	34.95	12.38	H	47.33	53.98	6.65	AV
5350	55.61	12.38	V	67.99	73.98	5.99	PK
5350	34.74	12.38	V	47.12	53.98	6.86	AV

Band :	UNII 2C
Operation Mode:	802.11ax(HE80)
Transfer MCS Index:	MCS0
Operating Frequency	5530 MHz
Channel No.	106 Ch
RU offset.	61

Frequency [MHz]	Reading DBuV	AN.+CL-AMP+ATT. +D.F. [dB]	ANT. POL [H/V]	Total [dBuV/m]	Limit [dBuV/m]	Margin [dB]	Measurement Type
5460	45.90	13.91	H	59.81	73.98	14.17	PK
5460	33.03	13.91	H	46.94	53.98	7.04	AV
5470	50.38	13.46	H	63.84	68.20	4.36	PK
5460	45.50	13.91	V	59.41	73.98	14.57	PK
5460	32.55	13.91	V	46.46	53.98	7.52	AV
5470	50.01	13.46	V	63.47	68.20	4.73	PK

5. 484 Tone

Band :	UNII 1
Operation Mode:	802.11ax(HE80)
Transfer MCS Index:	MCS0
Operating Frequency	5210 MHz
Channel No.	42 Ch
RU offset.	65

Frequency [MHz]	Reading dBuV	AN.+CL-AMP+ATT. +D.F. [dB]	ANT. POL [H/V]	Total [dBuV/m]	Limit [dBuV/m]	Margin [dB]	Measurement Type
5150	49.87	12.72	H	62.59	73.98	11.39	PK
5150	36.74	12.72	H	49.46	53.98	4.52	AV
5150	49.11	12.72	V	61.83	73.98	12.15	PK
5150	36.40	12.72	V	49.12	53.98	4.86	AV

Band :	UNII 2A
Operation Mode:	802.11ax(HE80)
Transfer MCS Index:	MCS0
Operating Frequency	5290 MHz
Channel No.	58 Ch
RU offset.	66

Frequency [MHz]	Reading dBuV	AN.+CL-AMP+ATT. +D.F. [dB]	ANT. POL [H/V]	Total [dBuV/m]	Limit [dBuV/m]	Margin [dB]	Measurement Type
5350	53.55	12.38	H	65.93	73.98	8.05	PK
5350	36.55	12.38	H	48.93	53.98	5.05	AV
5350	52.57	12.38	V	64.95	73.98	9.03	PK
5350	36.40	12.38	V	48.78	53.98	5.20	AV

Band : UNII 2C
 Operation Mode: 802.11ax(HE80)
 Transfer MCS Index: MCS0
 Operating Frequency 5530 MHz
 Channel No. 106 Ch
 RU offset. 65

Frequency [MHz]	Reading DBuV	AN.+CL-AMP+ATT. +D.F. [dB]	ANT. POL [H/V]	Total [dBuV/m]	Limit [dBuV/m]	Margin [dB]	Measurement Type
5460	45.65	13.91	H	59.56	73.98	14.42	PK
5460	33.54	13.91	H	47.45	53.98	6.53	AV
5470	51.30	13.46	H	64.76	68.20	3.44	PK
5460	45.25	13.91	V	59.16	73.98	14.82	PK
5460	33.14	13.91	V	47.05	53.98	6.93	AV
5470	50.94	13.46	V	64.4	68.20	3.80	PK

6. 996 Tone

Band :	UNII 1
Operation Mode:	802.11ax(HE80)
Transfer MCS Index:	MCS0
Operating Frequency	5210 MHz
Channel No.	42 Ch
RU offset.	67

Frequency [MHz]	Reading dBuV	AN.+CL-AMP+ATT. +D.F. [dB]	ANT. POL [H/V]	Total [dBuV/m]	Limit [dBuV/m]	Margin [dB]	Measurement Type
5150	52.19	12.72	H	64.91	73.98	9.07	PK
5150	37.14	12.72	H	49.86	53.98	4.12	AV
5150	51.58	12.72	V	64.3	73.98	9.68	PK
5150	36.88	12.72	V	49.6	53.98	4.38	AV

Band :	UNII 2A
Operation Mode:	802.11ax(HE80)
Transfer MCS Index:	MCS0
Operating Frequency	5290 MHz
Channel No.	58 Ch
RU offset.	67

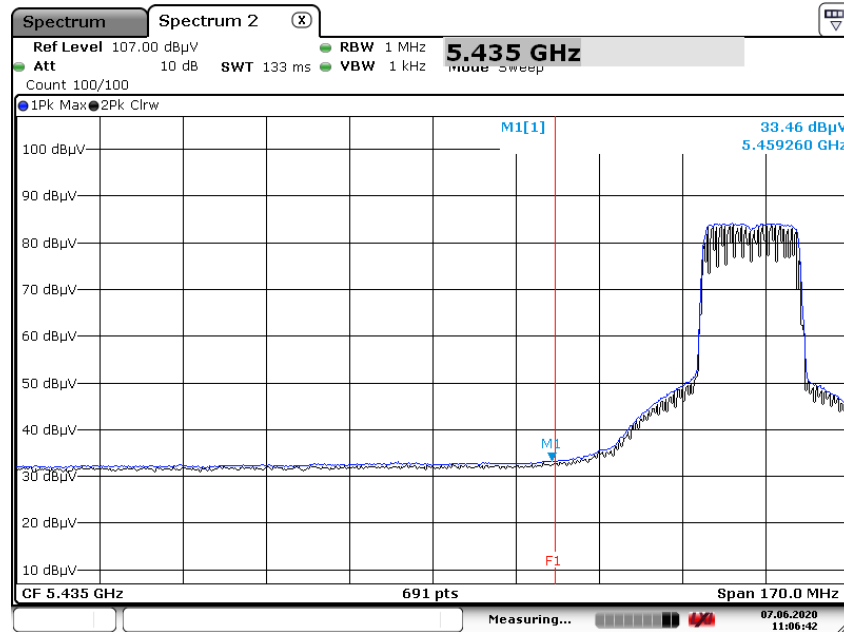
Frequency [MHz]	Reading dBuV	AN.+CL-AMP+ATT. +D.F. [dB]	ANT. POL [H/V]	Total [dBuV/m]	Limit [dBuV/m]	Margin [dB]	Measurement Type
5350	54.64	12.38	H	67.02	73.98	6.96	PK
5350	36.52	12.38	H	48.9	53.98	5.08	AV
5350	53.76	12.38	V	66.14	73.98	7.84	PK
5350	36.14	12.38	V	48.52	53.98	5.46	AV

Band :	UNII 2C
Operation Mode:	802.11ax(HE80)
Transfer MCS Index:	MCS0
Operating Frequency	5530 MHz
Channel No.	106 Ch
RU offset.	67

Frequency [MHz]	Reading DBuV	AN.+CL-AMP+ATT. +D.F. [dB]	ANT. POL [H/V]	Total [dBuV/m]	Limit [dBuV/m]	Margin [dB]	Measurement Type
5460	48.77	13.91	H	62.68	73.98	11.30	PK
5460	36.57	13.91	H	50.48	53.98	3.50	AV
5470	51.39	13.46	H	64.85	68.20	3.35	PK
5460	48.34	13.91	V	62.25	73.98	11.73	PK
5460	36.40	13.91	V	50.31	53.98	3.67	AV
5470	50.80	13.46	V	64.26	68.20	3.94	PK

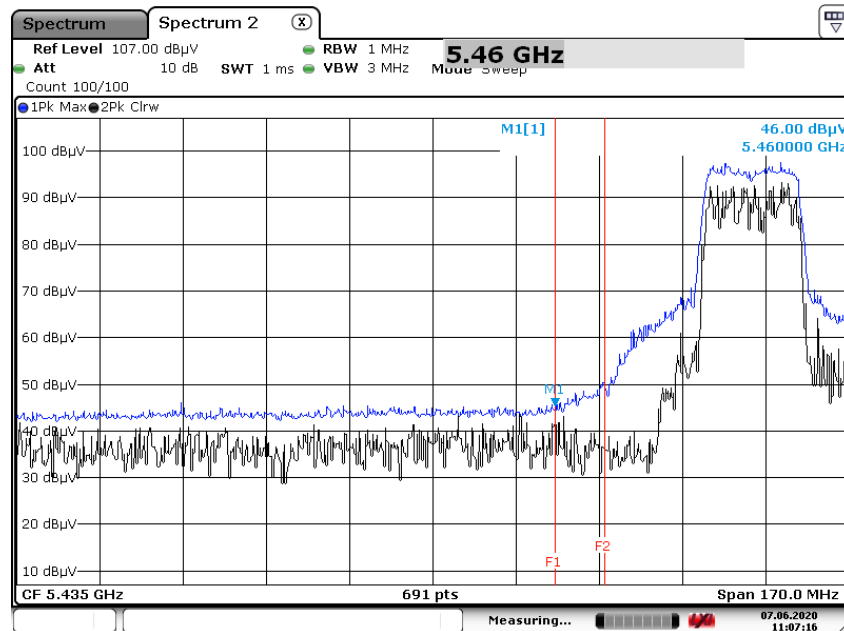
☐ Test Plots(UNII 1, 2A, 2C), Z-H

Average Reading (802.11ax(HE20), Ch.100) – 242 Tones –Ru offset 61
5 460 MHz



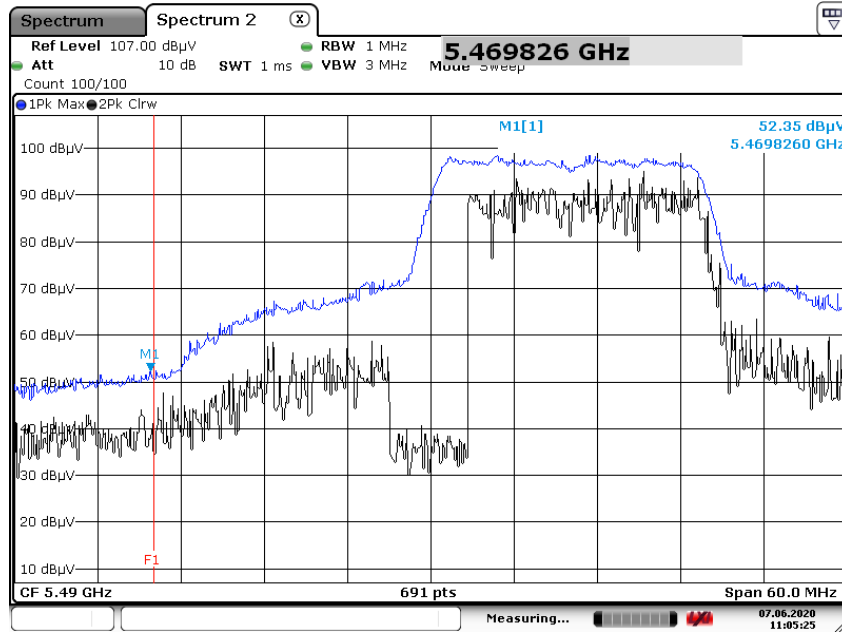
Date: 7.JUN.2020 11:06:43

Peak Reading (802.11ax(HE20), Ch.100) – 242 Tones –Ru offset 61
5 460 MHz



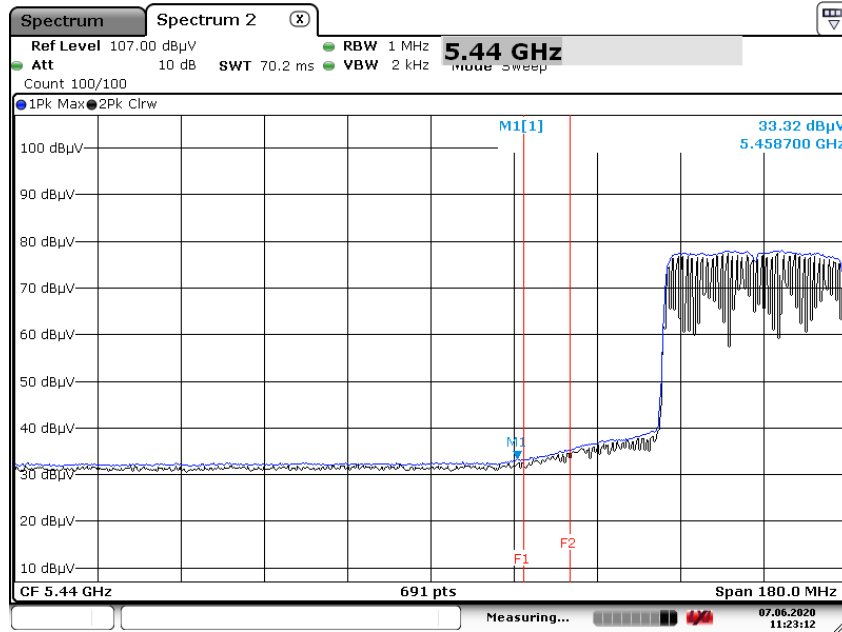
Date: 7.JUN.2020 11:07:17

Peak Reading (802.11ax(HE20), Ch.100) – 242 Tones – Ru offset 61
5 470 MHz



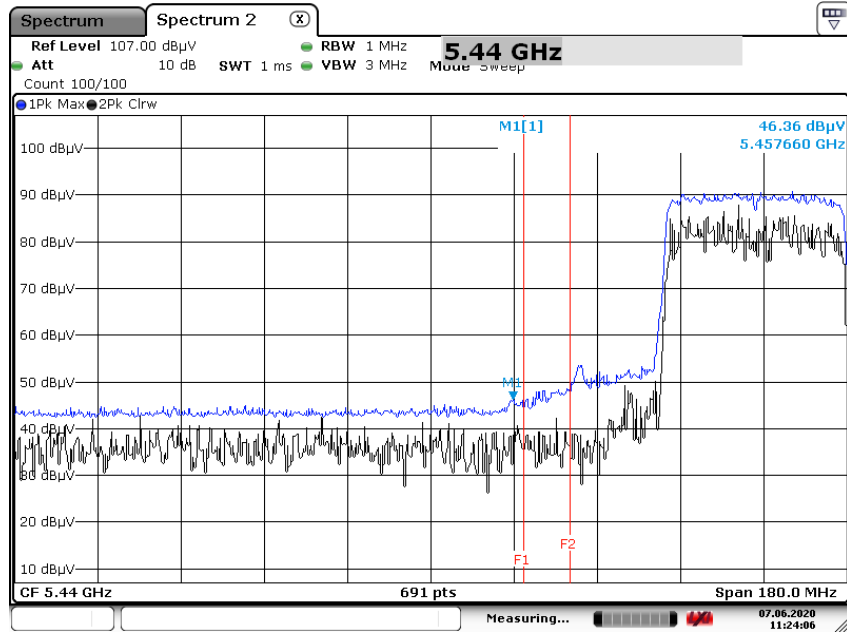
Date: 7.JUN.2020 11:05:25

Average Reading (802.11ax(HE40), Ch.102) - 484 Tones – Ru offset 65
5 460 MHz



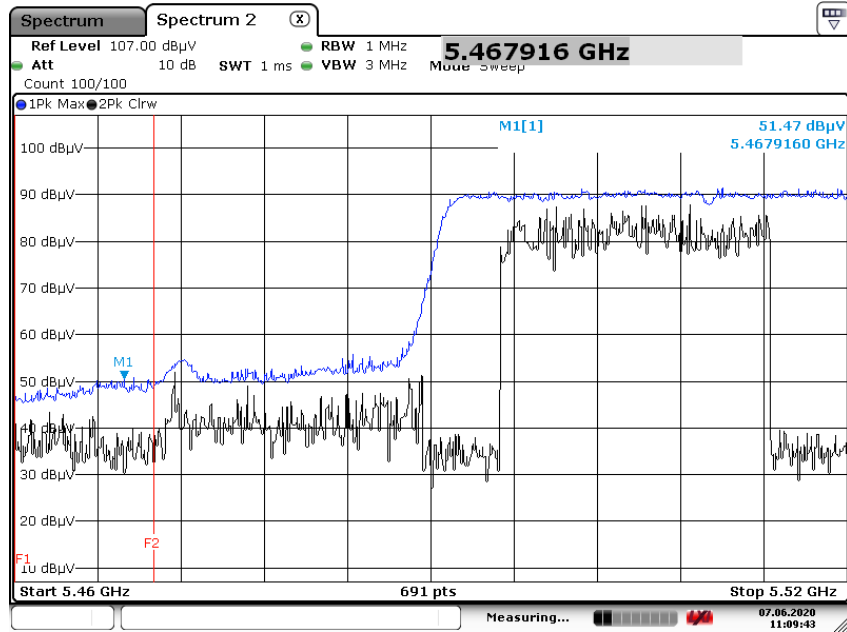
Date: 7.JUN.2020 11:23:12

Peak Reading (802.11ax(HE40), Ch.102) - 484 Tones – Ru offset 65
5 460 MHz



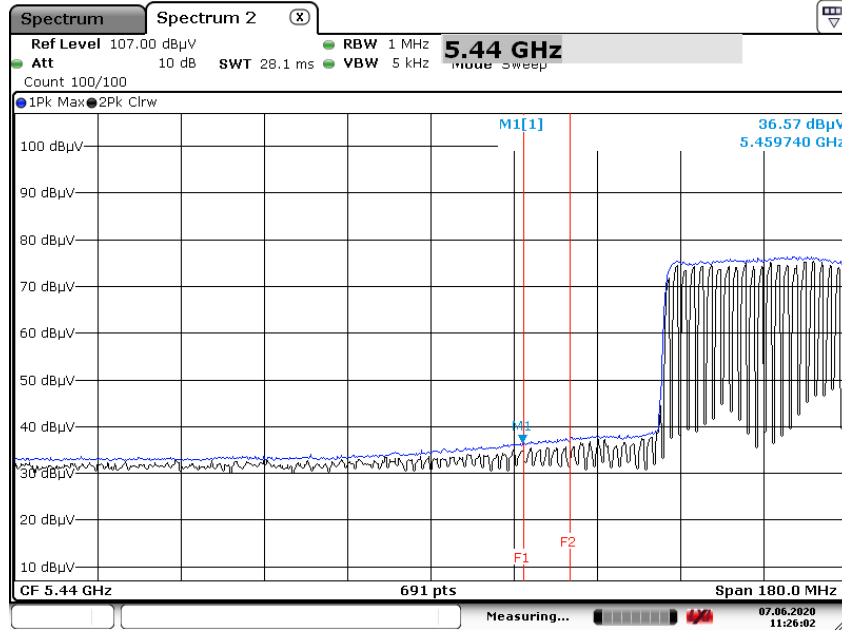
Date: 7.JUN.2020 11:24:07

Peak Reading (802.11ax(HE40), Ch.102) - 484 Tones – Ru offset 65
5 470 MHz



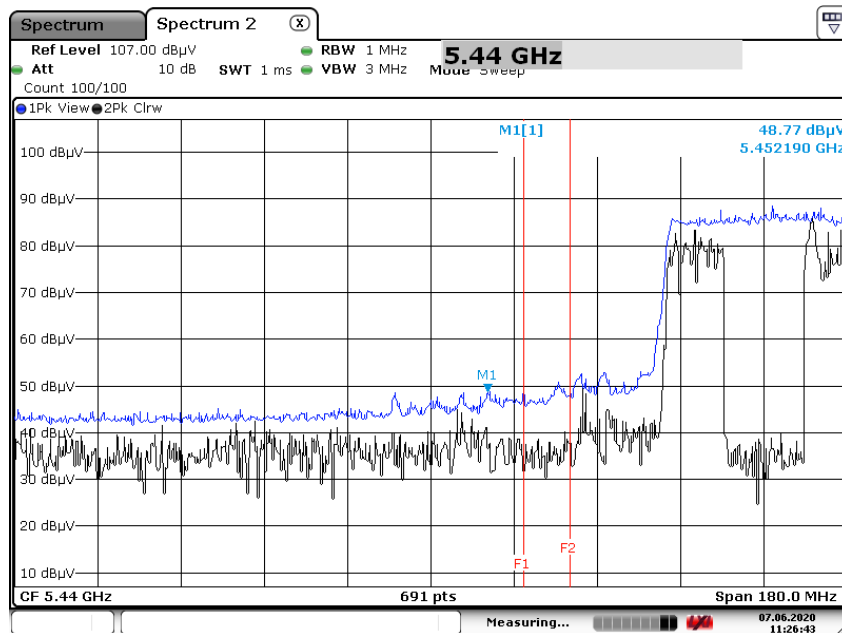
Date: 7.JUN.2020 11:09:44

Average Reading (802.11ax(HE80), Ch.106) - 996 Tones – Ru offset 67
5 460 MHz



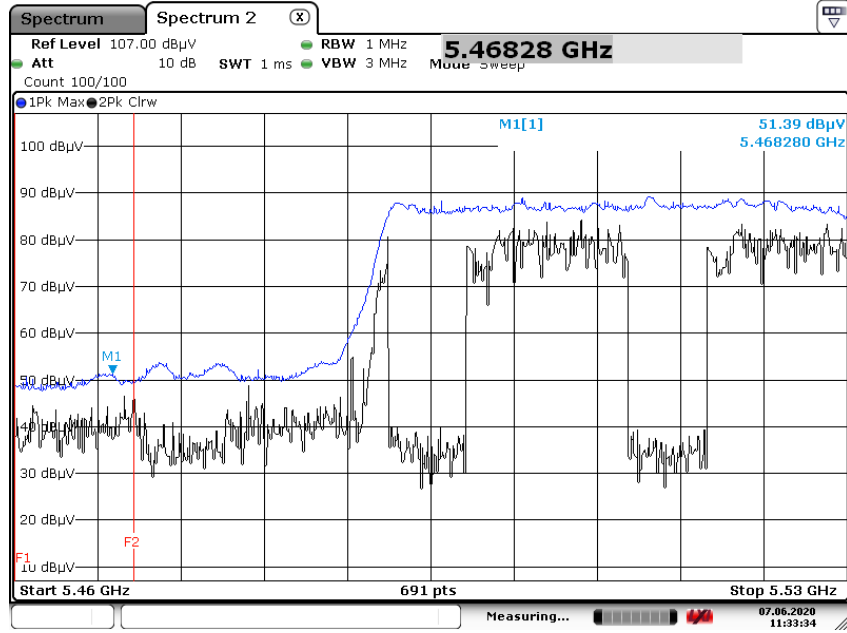
Date: 7.JUN.2020 11:26:03

Peak Reading (802.11ax(HE80), Ch.106) - 996 Tones – Ru offset 67
5 460 MHz



Date: 7.JUN.2020 11:26:43

Peak Reading (802.11ax(HE80), Ch.106) - 996 Tones – Ru offset 67
5 470 MHz



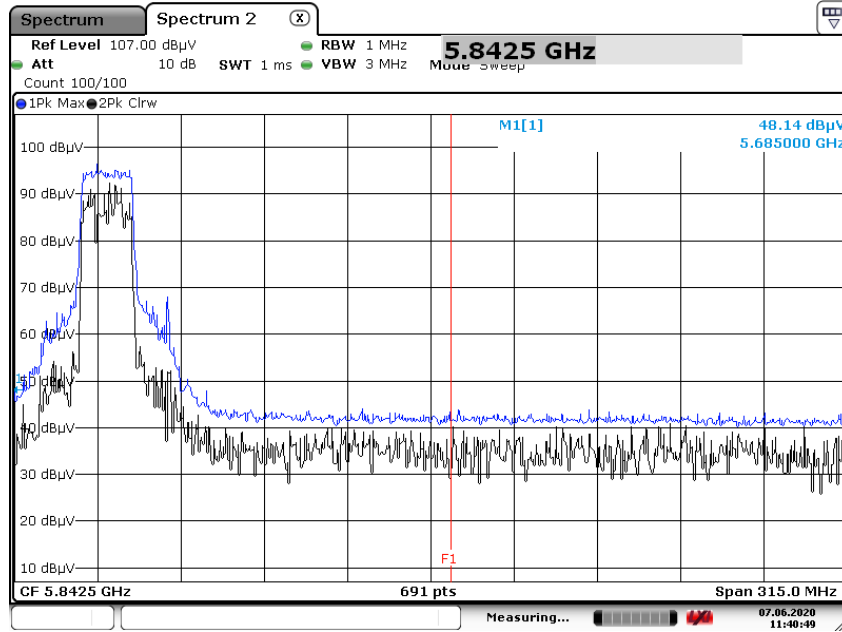
Date: 7.JUN.2020 11:33:35

Note:

Only the worst case plots for Radiated Restricted Band Edge.

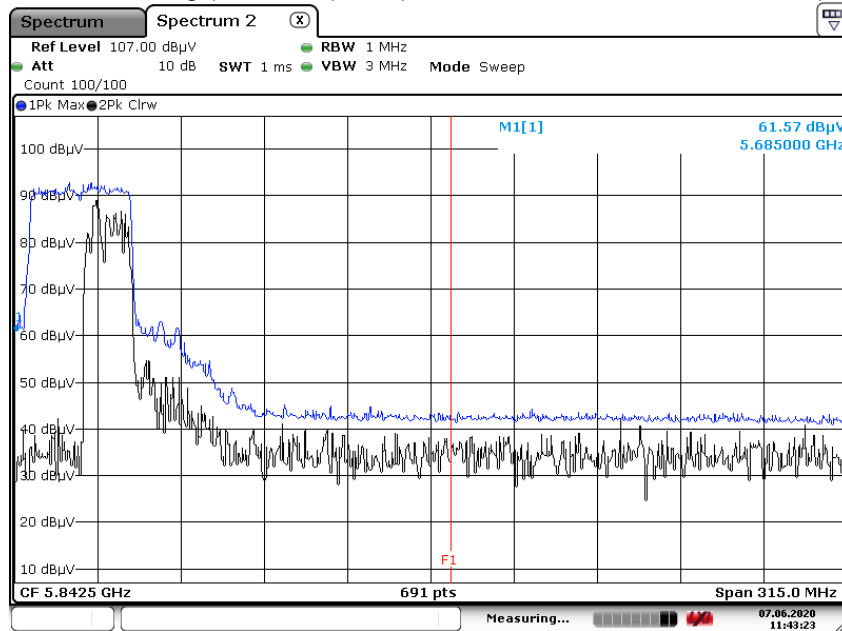
▣ Test Plots(Staraddle Channel)

Peak Reading (802.11ax(HE20), Ch.144, 242 Tones– Ru offset 61)



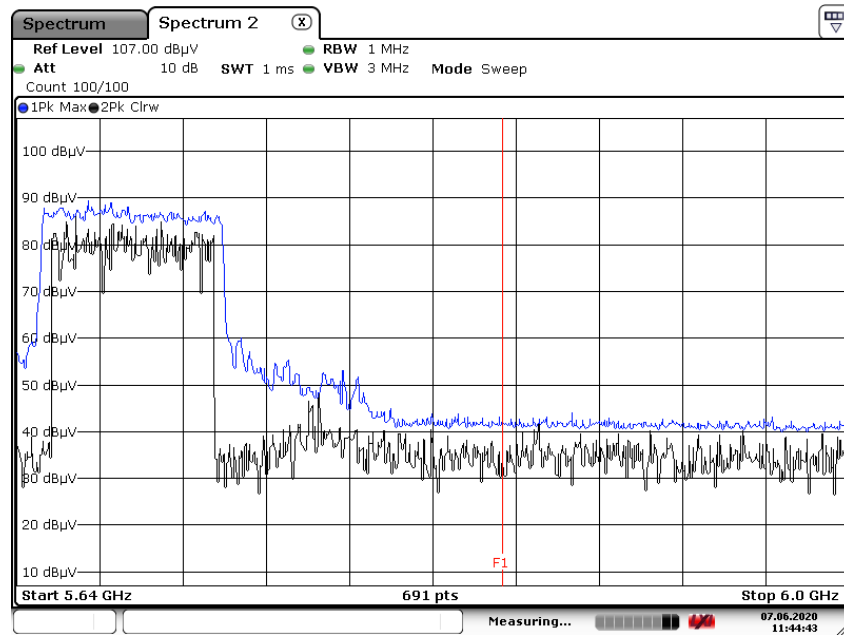
Date: 7.JUN.2020 11:40:48

Peak Reading (802.11ax(HE40), Ch.142, 484 Tones– Ru offset 65)



Date: 7.JUN.2020 11:43:23

Peak Reading (802.11ax(HE80), Ch.138, 996 Tones– Ru offset 67)



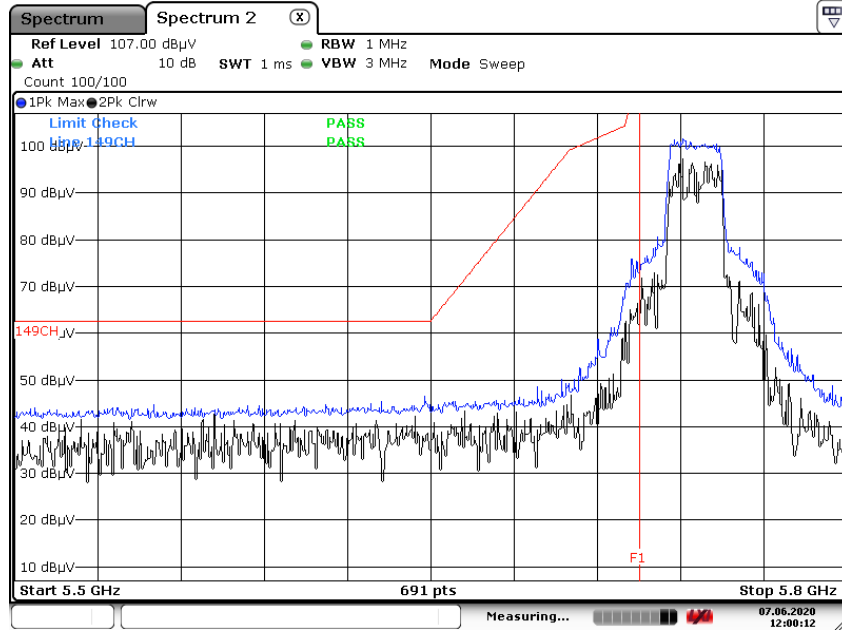
Date: 7.JUN.2020 11:44:43

Note :

1. Only the worst case plots for Radiated Restricted Band Edge.
2. Red line : 5 850 MHz
3. Ambient Noise (Because of ambient noise, We attached only the worst plot without a data table)

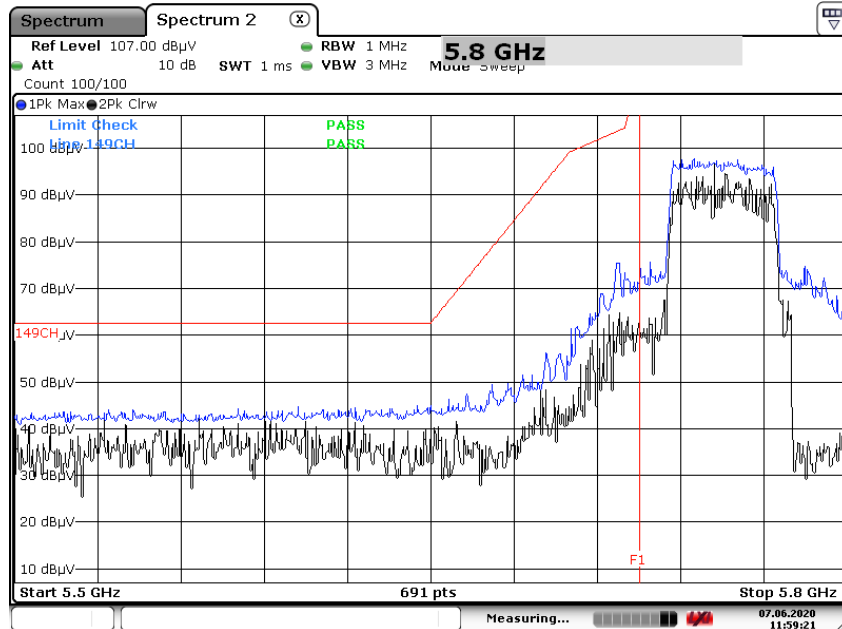
▣ Test Plots(UNII 3)

Peak Reading (802.11ax(HE20), Ch.149, 242 Tones– Ru offset 61)



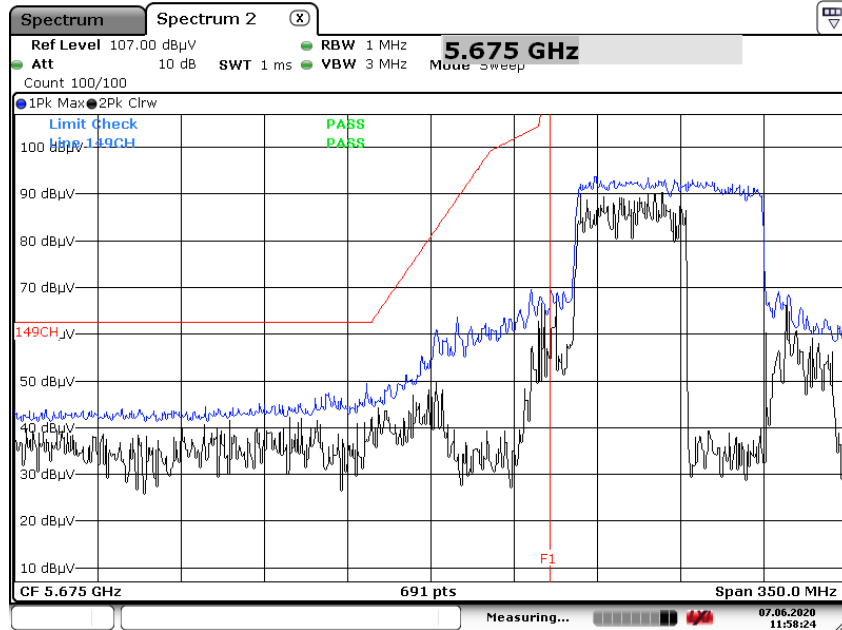
Date: 7.JUN.2020 12:00:12

Peak Reading (802.11ax(HE40), Ch.151, 484 Tones– Ru offset 65)



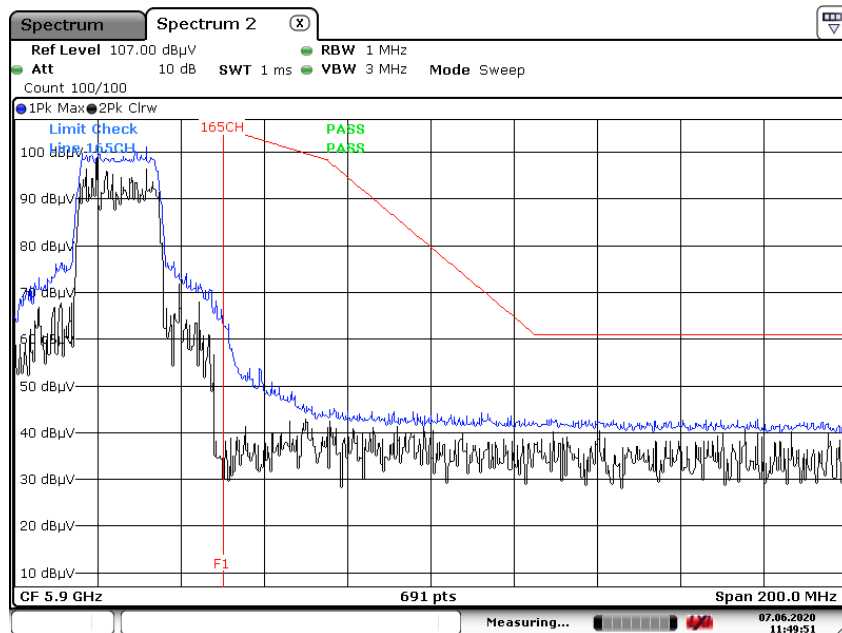
Date: 7.JUN.2020 11:59:21

Peak Reading (802.11ax(HE80), Ch.155, 996 Tones– Ru offset 67)



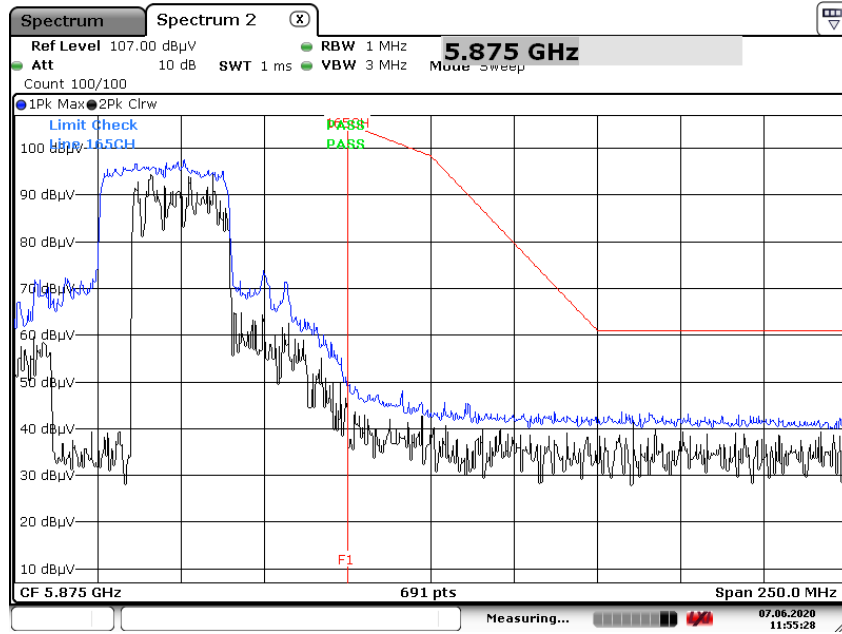
Date: 7.JUN.2020 11:58:24

Peak Reading (802.11ax(HE20), Ch.165, 242 Tones– Ru offset 61)



Date: 7.JUN.2020 11:49:50

Peak Reading (802.11ax(HE40), Ch.159, 484 Tones– Ru offset 65)



Date: 7.JUN.2020 11:55:28

Peak Reading (802.11ax(HE80), Ch.155, 996 Tones– Ru offset 67)



Date: 7.JUN.2020 11:57:06

11. LIST OF TEST EQUIPMENT

Conducted Test

Manufacturer	Model / Equipment	Calibration Date	Calibration Interval	Serial No.
Rohde & Schwarz	ENV216 / LISN	09/11/2019	Annual	102245
Rohde & Schwarz	ESCI / Test Receiver	06/05/2020	Annual	100033
ESPAC	SU-642 / Temperature Chamber	03/18/2020	Annual	0093008124
Agilent	N9020A / Signal Analyzer	05/11/2020	Annual	MY51110085
Agilent	N9020A / Signal Analyzer	05/25/2020	Annual	MY52090906
Agilent	N9030A / Signal Analyzer	01/13/2020	Annual	MY49431210
Rohde & Schwarz	OSP 120 / Power Measurement Set	07/24/2019	Annual	101231
Agilent	N1911A / Power Meter	04/07/2020	Annual	MY45100523
Keysight	N1921A / Power Sensor	06/08/2020	Annual	MY57820067
Agilent	87300B / Directional Coupler	11/11/2019	Annual	3116A03621
Hewlett Packard	11667B / Power Splitter	05/25/2020	Annual	05001
Hewlett Packard	E3632A / DC Power Supply	06/12/2020	Annual	KR75303960
Agilent	8493C / Attenuator(10 dB)	07/02/2019	Annual	07560
Rohde & Schwarz	EMC32 / Software	N/A	N/A	N/A
HCT CO., LTD.	FCC WLAN&BT&BLE Conducted Test Software v3.0	N/A	N/A	N/A

Note:

1. Equipment listed above that calibrated during the testing period was set for test after the calibration.
2. Equipment listed above that has a calibration due date during the testing period, the testing is completed before equipment expiration date.

Radiated Test

Manufacturer	Model / Equipment	Calibration Date	Calibration Interval	Serial No.
Innco system	CO3000 / Controller(Antenna mast)	N/A	N/A	CO3000-4p
Innco system	MA4640/800-XP-EP / Antenna Position Tower	N/A	N/A	N/A
Audix	EM1000 / Controller	N/A	N/A	060520
Audix	Turn Table	N/A	N/A	N/A
Rohde & Schwarz	Loop Antenna	04/26/2019	Biennial	1513-175
Schwarzbeck	VULB 9168 / Hybrid Antenna	03/22/2019	Biennial	760
Schwarzbeck	VULB 9160 / TRILOG Antenna	08/09/2018	Biennial	9160-3368
Schwarzbeck	BBHA 9120D / Horn Antenna	04/29/2019	Biennial	9120D-937
Schwarzbeck	BBHA9170 / Horn Antenna(15 GHz ~ 40 GHz)	11/29/2019	Biennial	BBHA9170541
Rohde & Schwarz	FSP(9 kHz ~ 30 GHz) / Spectrum Analyzer	04/27/2020	Annual	100854
Rohde & Schwarz	FSV40-N / Spectrum Analyzer	09/26/2019	Annual	101068-SZ
Agilent	N9020A / Signal Analyzer	05/11/2020	Annual	MY51110085
Wainwright Instruments	WRCJV2400/2483.5-2370/2520-60/12SS / Band Reject Filter	01/21/2020	Annual	2
Wainwright Instruments	WRCJV5100/5850-40/50-8EEK / Band Reject Filter	02/10/2020	Annual	1
Wainwright Instruments	WHK3.0/18G-10EF / High Pass Filter	03/02/2020	Annual	8
Wainwright Instruments	WHKX8-6090-7000-18000-40SS/ High Pass Filter	03/02/2020	Annual	25
Api tech.	18B-03 / Attenuator (3 dB)	03/02/2020	Annual	1
Agilent	8493C-10 / Attenuator(10 dB)	03/02/2020	Annual	08285
CERNEX	CBLU1183540 / Power Amplifier	03/02/2020	Annual	22964
CERNEX	CBL06185030 / Power Amplifier	03/02/2020	Annual	22965
CERNEX	CBL18265035 / Power Amplifier	12/26/2019	Annual	22966
CERNEX	CBL26405040 / Power Amplifier	03/23/2020	Annual	25956

Note:

1. Equipment listed above that calibrated during the testing period was set for test after the calibration.
2. Equipment listed above that has a calibration due date during the testing period, the testing is completed before equipment expiration date.
3. Especially, all antenna for measurement is calibrated in accordance with the requirements of C63.5(Version : 2017).

12. ANNEX A_ TEST SETUP PHOTO

Please refer to test setup photo file no. as follows;

No.	Description
1	HCT-RF-2006-FC083-P