

**MEASUREMENT REPORT**  
**LTE****Applicant Name:**

Samsung Electronics Co., Ltd.  
129, Samsung-ro,  
Yeongtong-gu, Suwon-si  
Gyeonggi-do, 16677, Korea

**Date of Testing:**

05/14 - 06/28/2019

**Test Site/Location:**

PCTEST Lab. Columbia, MD, USA

**Test Report Serial No.:**

1M1905130071-03.A3L

**FCC ID:**

**A3LSMN976V**

**APPLICANT:**

**Samsung Electronics Co., Ltd.**

**Application Type:**

Certification

**Model:**

SM-N976V

**Additional Model(s):**

SM-N976XU

**EUT Type:**

Portable Handset

**FCC Classification:**

PCS Licensed Transmitter Held to Ear (PCE)

**FCC Rule Part(s):**


22, 24, & 27

**Test Procedure(s):**

ANSI C63.26-2015, ANSI/TIA-603-E-2016, KDB 971168 D01 v03r01,  
KDB 648474 D03 v01r04

This equipment has been shown to be capable of compliance with the applicable technical standards as indicated in the measurement report and was tested in accordance with the measurement procedures specified in §2.947. Test results reported herein relate only to the item(s) tested.

I attest to the accuracy of data. All measurements reported herein were performed by me or were made under my supervision and are correct to the best of my knowledge and belief. I assume full responsibility for the completeness of these measurements and vouch for the qualifications of all persons taking them.

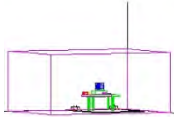
  
Randy Ortanez  
President

<b>FCC ID:</b> A3LSMN976V		<b>MEASUREMENT REPORT</b> (CERTIFICATION)		<b>Approved by:</b> Quality Manager
<b>Test Report S/N:</b> 1M1905130071-03.A3L	<b>Test Dates:</b> 05/14 - 06/28/2019	<b>EUT Type:</b> Portable Handset		Page 1 of 259

## T A B L E O F C O N T E N T S

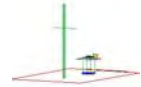
1.0	INTRODUCTION .....	6
1.1	Scope .....	6
1.2	PCTEST Test Location .....	6
1.3	Test Facility / Accreditations .....	6
2.0	PRODUCT INFORMATION .....	7
2.1	Equipment Description .....	7
2.2	Device Capabilities .....	7
2.3	Test Configuration .....	7
2.4	EMI Suppression Device(s)/Modifications .....	7
3.0	DESCRIPTION OF TESTS .....	8
3.1	Measurement Procedure .....	8
3.2	Block C Frequency Range .....	8
3.3	Block A Frequency Range .....	8
3.4	Cellular - Base Frequency Blocks .....	8
3.5	Cellular - Mobile Frequency Blocks .....	8
3.6	PCS - Base Frequency Blocks .....	9
3.7	PCS - Mobile Frequency Blocks .....	9
3.8	AWS - Base Frequency Blocks .....	9
3.9	AWS - Mobile Frequency Blocks .....	10
3.10	BRS/EBS Frequency Block .....	10
3.11	Radiated Power and Radiated Spurious Emissions .....	11
4.0	MEASUREMENT UNCERTAINTY .....	12
5.0	TEST EQUIPMENT CALIBRATION DATA .....	13
6.0	SAMPLE CALCULATIONS .....	14
7.0	TEST RESULTS .....	15
7.1	Summary .....	15
7.2	Occupied Bandwidth .....	18
7.3	Spurious and Harmonic Emissions at Antenna Terminal .....	81
7.4	Band Edge Emissions at Antenna Terminal .....	114
7.5	Peak-Average Ratio .....	167
7.6	Uplink Carrier Aggregation .....	192
7.7	Radiated Power (ERP/EIRP) .....	211
7.8	Radiated Spurious Emissions Measurements .....	220
7.9	Uplink Carrier Aggregation Radiated Measurements .....	237
7.10	Frequency Stability / Temperature Variation .....	244
8.0	CONCLUSION .....	259

<b>FCC ID:</b> A3LSMN976V		<b>MEASUREMENT REPORT (CERTIFICATION)</b>		<b>Approved by:</b> Quality Manager
<b>Test Report S/N:</b> 1M1905130071-03.A3L	<b>Test Dates:</b> 05/14 - 06/28/2019	<b>EUT Type:</b> Portable Handset		Page 2 of 259



# MEASUREMENT REPORT

## FCC Part 22, 24, & 27



Mode	FCC Rule Part	Tx Frequency (MHz)	ERP		EIRP		Emission Designator	Modulation
			Max. Power (W)	Max. Power (dBm)	Max. Power (W)	Max. Power (dBm)		
LTE Band 12	27	699.7 - 715.3	0.059	17.71	0.097	19.86	1M08G7D	QPSK
LTE Band 12	27	699.7 - 715.3	0.048	16.84	0.079	18.99	1M09W7D	16QAM
LTE Band 12	27	699.7 - 715.3	0.036	15.60	0.060	17.75	1M08W7D	64QAM
LTE Band 12	27	699.7 - 715.3	0.019	12.82	0.031	14.97	1M08W7D	256QAM
LTE Band 12	27	700.5 - 714.5	0.058	17.63	0.095	19.78	2M71G7D	QPSK
LTE Band 12	27	700.5 - 714.5	0.049	16.86	0.080	19.01	2M72W7D	16QAM
LTE Band 12	27	700.5 - 714.5	0.037	15.74	0.062	17.89	2M71W7D	64QAM
LTE Band 12	27	700.5 - 714.5	0.019	12.86	0.032	15.01	2M72W7D	256QAM
LTE Band 12	27	701.5 - 713.5	0.061	17.84	0.100	19.99	4M52G7D	QPSK
LTE Band 12	27	701.5 - 713.5	0.049	16.91	0.081	19.06	4M50W7D	16QAM
LTE Band 12	27	701.5 - 713.5	0.038	15.75	0.062	17.90	4M52W7D	64QAM
LTE Band 12	27	701.5 - 713.5	0.019	12.85	0.032	15.00	4M51W7D	256QAM
LTE Band 12	27	704 - 711	0.055	17.44	0.091	19.59	9M03G7D	QPSK
LTE Band 12	27	704 - 711	0.047	16.68	0.076	18.83	9M00W7D	16QAM
LTE Band 12	27	704 - 711	0.037	15.68	0.061	17.83	9M03W7D	64QAM
LTE Band 12	27	704 - 711	0.019	12.87	0.032	15.02	9M01W7D	256QAM
LTE Band 13	27	779.5 - 784.5	0.063	17.96	0.103	20.11	4M52G7D	QPSK
LTE Band 13	27	779.5 - 784.5	0.062	17.92	0.102	20.07	4M51W7D	16QAM
LTE Band 13	27	779.5 - 784.5	0.040	16.02	0.066	18.17	4M53W7D	64QAM
LTE Band 13	27	779.5 - 784.5	0.025	14.06	0.042	16.21	4M51W7D	256QAM
LTE Band 13	27	782	0.070	18.44	0.115	20.59	9M01G7D	QPSK
LTE Band 13	27	782	0.059	17.71	0.097	19.86	8M97W7D	16QAM
LTE Band 13	27	782	0.041	16.11	0.067	18.26	9M00W7D	64QAM
LTE Band 13	27	782	0.025	14.01	0.041	16.16	8M98W7D	256QAM
LTE Band 26/5	22H	824.7 - 848.3	0.080	19.03	0.131	21.18	1M10G7D	QPSK
LTE Band 26/5	22H	824.7 - 848.3	0.070	18.44	0.115	20.59	1M10W7D	16QAM
LTE Band 26/5	22H	824.7 - 848.3	0.050	17.02	0.083	19.17	1M10W7D	64QAM
LTE Band 26/5	22H	824.7 - 848.3	0.031	14.97	0.052	17.12	1M09W7D	256QAM
LTE Band 26/5	22H	825.5 - 847.5	0.081	19.06	0.132	21.21	2M71G7D	QPSK
LTE Band 26/5	22H	825.5 - 847.5	0.069	18.41	0.114	20.56	2M73W7D	16QAM
LTE Band 26/5	22H	825.5 - 847.5	0.051	17.05	0.083	19.20	2M71W7D	64QAM
LTE Band 26/5	22H	825.5 - 847.5	0.032	15.00	0.052	17.15	2M71W7D	256QAM
LTE Band 26/5	22H	826.5 - 846.5	0.082	19.16	0.135	21.31	4M51G7D	QPSK
LTE Band 26/5	22H	826.5 - 846.5	0.072	18.56	0.118	20.71	4M50W7D	16QAM
LTE Band 26/5	22H	826.5 - 846.5	0.051	17.06	0.083	19.21	4M53W7D	64QAM
LTE Band 26/5	22H	826.5 - 846.5	0.033	15.13	0.053	17.28	4M51W7D	256QAM
LTE Band 26/5	22H	829 - 844	0.081	19.08	0.133	21.23	9M05G7D	QPSK
LTE Band 26/5	22H	829 - 844	0.071	18.51	0.116	20.66	9M00W7D	16QAM
LTE Band 26/5	22H	829 - 844	0.049	16.92	0.081	19.07	9M03W7D	64QAM
LTE Band 26/5	22H	829 - 844	0.032	15.00	0.052	17.15	9M02W7D	256QAM
LTE Band 26	22H	831.5 - 841.5	0.081	19.06	0.132	21.21	13M5G7D	QPSK
LTE Band 26	22H	831.5 - 841.5	0.070	18.44	0.115	20.59	13M5W7D	16QAM
LTE Band 26	22H	831.5 - 841.5	0.049	16.88	0.080	19.03	13M5W7D	64QAM
LTE Band 26	22H	831.5 - 841.5	0.031	14.95	0.051	17.10	13M5W7D	256QAM

### EUT Overview (<1 GHz)

FCC ID: A3LSMN976V	 <b>MEASUREMENT REPORT (CERTIFICATION)</b> 		Approved by: Quality Manager
Test Report S/N: 1M1905130071-03.A3L	Test Dates: 05/14 - 06/28/2019	EUT Type: Portable Handset	Page 3 of 259

Mode	FCC Rule Part	Tx Frequency (MHz)	EIRP		Emission Designator	Modulation
			Max. Power (W)	Max. Power (dBm)		
LTE Band 66/4	27	1710.7 - 1779.3	0.252	24.02	1M10G7D	QPSK
LTE Band 66/4	27	1710.7 - 1779.3	0.218	23.38	1M11W7D	16QAM
LTE Band 66/4	27	1710.7 - 1779.3	0.152	21.81	1M09W7D	64QAM
LTE Band 66/4	27	1710.7 - 1779.3	0.082	19.15	1M09W7D	256QAM
LTE Band 66/4	27	1711.5 - 1778.5	0.251	24.00	2M72G7D	QPSK
LTE Band 66/4	27	1711.5 - 1778.5	0.231	23.63	2M72W7D	16QAM
LTE Band 66/4	27	1711.5 - 1778.5	0.153	21.84	2M72W7D	64QAM
LTE Band 66/4	27	1711.5 - 1778.5	0.091	19.61	2M72W7D	256QAM
LTE Band 66/4	27	1712.5 - 1777.5	0.234	23.69	4M55G7D	QPSK
LTE Band 66/4	27	1712.5 - 1777.5	0.210	23.23	4M53W7D	16QAM
LTE Band 66/4	27	1712.5 - 1777.5	0.161	22.06	4M53W7D	64QAM
LTE Band 66/4	27	1712.5 - 1777.5	0.083	19.21	4M51W7D	256QAM
LTE Band 66/4	27	1715 - 1775	0.250	23.98	9M02G7D	QPSK
LTE Band 66/4	27	1715 - 1775	0.210	23.22	9M01W7D	16QAM
LTE Band 66/4	27	1715 - 1775	0.154	21.89	9M02W7D	64QAM
LTE Band 66/4	27	1715 - 1775	0.084	19.23	8M99W7D	256QAM
LTE Band 66/4	27	1717.5 - 1772.5	0.267	24.27	13M5G7D	QPSK
LTE Band 66/4	27	1717.5 - 1772.5	0.217	23.37	13M5W7D	16QAM
LTE Band 66/4	27	1717.5 - 1772.5	0.164	22.16	13M5W7D	64QAM
LTE Band 66/4	27	1717.5 - 1772.5	0.087	19.39	13M5W7D	256QAM
LTE Band 66/4	27	1720 - 1770	0.264	24.22	18M0G7D	QPSK
LTE Band 66/4	27	1720 - 1770	0.224	23.50	18M0W7D	16QAM
LTE Band 66/4	27	1720 - 1770	0.178	22.50	18M0W7D	64QAM
LTE Band 66/4	27	1720 - 1770	0.113	20.54	18M0W7D	256QAM
LTE Band 2	24E	1850.7 - 1909.3	0.253	24.03	1M10G7D	QPSK
LTE Band 2	24E	1850.7 - 1909.3	0.229	23.61	1M10W7D	16QAM
LTE Band 2	24E	1850.7 - 1909.3	0.214	23.30	1M09W7D	64QAM
LTE Band 2	24E	1850.7 - 1909.3	0.132	21.20	1M09W7D	256QAM
LTE Band 2	24E	1851.5 - 1908.5	0.259	24.13	2M71G7D	QPSK
LTE Band 2	24E	1851.5 - 1908.5	0.204	23.09	2M71W7D	16QAM
LTE Band 2	24E	1851.5 - 1908.5	0.216	23.35	2M72W7D	64QAM
LTE Band 2	24E	1851.5 - 1908.5	0.133	21.25	2M71W7D	256QAM
LTE Band 2	24E	1852.5 - 1907.5	0.261	24.16	4M54G7D	QPSK
LTE Band 2	24E	1852.5 - 1907.5	0.217	23.36	4M53W7D	16QAM
LTE Band 2	24E	1852.5 - 1907.5	0.217	23.36	4M52W7D	64QAM
LTE Band 2	24E	1852.5 - 1907.5	0.134	21.26	4M51W7D	256QAM
LTE Band 2	24E	1855 - 1905	0.256	24.09	9M02G7D	QPSK
LTE Band 2	24E	1855 - 1905	0.201	23.03	9M03W7D	16QAM
LTE Band 2	24E	1855 - 1905	0.221	23.44	9M00W7D	64QAM
LTE Band 2	24E	1855 - 1905	0.136	21.34	8M99W7D	256QAM
LTE Band 2	24E	1857.5 - 1902.5	0.264	24.21	13M5G7D	QPSK
LTE Band 2	24E	1857.5 - 1902.5	0.218	23.38	13M5W7D	16QAM
LTE Band 2	24E	1857.5 - 1902.5	0.220	23.43	13M5W7D	64QAM
LTE Band 2	24E	1857.5 - 1902.5	0.136	21.33	13M5W7D	256QAM
LTE Band 2	24E	1860 - 1900	0.274	24.38	18M0G7D	QPSK
LTE Band 2	24E	1860 - 1900	0.217	23.37	18M0W7D	16QAM
LTE Band 2	24E	1860 - 1900	0.171	22.32	18M0W7D	64QAM
LTE Band 2	24E	1860 - 1900	0.105	20.22	18M0W7D	256QAM

### EUT Overview (Mid Bands)

FCC ID: A3LSMN976V	 <b>MEASUREMENT REPORT (CERTIFICATION)</b> 		Approved by: Quality Manager
Test Report S/N: 1M1905130071-03.A3L	Test Dates: 05/14 - 06/28/2019	EUT Type: Portable Handset	Page 4 of 259

Mode	FCC Rule Part	Tx Frequency (MHz)	EIRP		Emission Designator	Modulation
			Max. Power (W)	Max. Power (dBm)		
LTE Band 7	27	2502.5 - 2567.5	0.135	21.30	4M51G7D	QPSK
LTE Band 7	27	2502.5 - 2567.5	0.098	19.89	4M51W7D	16QAM
LTE Band 7	27	2502.5 - 2567.5	0.062	17.94	4M53W7D	64QAM
LTE Band 7	27	2502.5 - 2567.5	0.041	16.10	4M51W7D	256QAM
LTE Band 7	27	2505 - 2565	0.138	21.39	9M03G7D	QPSK
LTE Band 7	27	2505 - 2565	0.098	19.89	9M00W7D	16QAM
LTE Band 7	27	2505 - 2565	0.061	17.82	9M03W7D	64QAM
LTE Band 7	27	2505 - 2565	0.040	16.01	9M01W7D	256QAM
LTE Band 7	27	2507.5 - 2562.5	0.138	21.39	13M5G7D	QPSK
LTE Band 7	27	2507.5 - 2562.5	0.100	19.98	13M5W7D	16QAM
LTE Band 7	27	2507.5 - 2562.5	0.061	17.84	13M5W7D	64QAM
LTE Band 7	27	2507.5 - 2562.5	0.041	16.08	13M5W7D	256QAM
LTE Band 7	27	2510 - 2560	0.128	21.08	18M0G7D	QPSK
LTE Band 7	27	2510 - 2560	0.105	20.21	18M0W7D	16QAM
LTE Band 7	27	2510 - 2560	0.062	17.91	18M0W7D	64QAM
LTE Band 7	27	2510 - 2560	0.041	16.17	18M0W7D	256QAM
LTE Band 41/38	27	2498.5 - 2687.5	0.256	24.08	4M52G7D	QPSK
LTE Band 41/38	27	2498.5 - 2687.5	0.204	23.09	4M51W7D	16QAM
LTE Band 41/38	27	2498.5 - 2687.5	0.163	22.13	4M51W7D	64QAM
LTE Band 41/38	27	2498.5 - 2687.5	0.081	19.07	4M50W7D	256QAM
LTE Band 41/38	27	2501 - 2685	0.272	24.34	9M02G7D	QPSK
LTE Band 41/38	27	2501 - 2685	0.228	23.57	8M98W7D	16QAM
LTE Band 41/38	27	2501 - 2685	0.180	22.55	9M02W7D	64QAM
LTE Band 41/38	27	2501 - 2685	0.084	19.26	9M00W7D	256QAM
LTE Band 41/38	27	2503.5 - 2682.5	0.272	24.35	13M5G7D	QPSK
LTE Band 41/38	27	2503.5 - 2682.5	0.222	23.46	13M5W7D	16QAM
LTE Band 41/38	27	2503.5 - 2682.5	0.180	22.56	13M5W7D	64QAM
LTE Band 41/38	27	2503.5 - 2682.5	0.084	19.26	13M5W7D	256QAM
LTE Band 41/38	27	2506 - 2680	0.290	24.62	18M0G7D	QPSK
LTE Band 41/38	27	2506 - 2680	0.232	23.66	18M0W7D	16QAM
LTE Band 41/38	27	2506 - 2680	0.231	23.63	17M9W7D	64QAM
LTE Band 41/38	27	2506 - 2680	0.169	22.27	18M0W7D	256QAM

### EUT Overview (High Bands)

<b>FCC ID:</b> A3LSMN976V	 <b>MEASUREMENT REPORT (CERTIFICATION)</b> 		<b>Approved by:</b> Quality Manager
<b>Test Report S/N:</b> 1M1905130071-03.A3L	<b>Test Dates:</b> 05/14 - 06/28/2019	<b>EUT Type:</b> Portable Handset	Page 5 of 259

## 1.0 INTRODUCTION

### 1.1 Scope

Measurement and determination of electromagnetic emissions (EMC) of radio frequency devices including intentional and/or unintentional radiators for compliance with the technical rules and regulations of the Federal Communications Commission and the Innovation, Science and Economic Development Canada.

### 1.2 PCTEST Test Location

These measurement tests were conducted at the PCTEST Engineering Laboratory, Inc. facility located at 7185 Oakland Mills Road, Columbia, MD 21046. The measurement facility is compliant with the test site requirements specified in ANSI C63.4-2014.

### 1.3 Test Facility / Accreditations

**Measurements were performed at PCTEST Engineering Lab located in Columbia, MD 21046, U.S.A.**

- PCTEST is an ISO 17025-2005 accredited test facility under the American Association for Laboratory Accreditation (A2LA) with Certificate number 2041.01 for Specific Absorption Rate (SAR), Hearing Aid Compatibility (HAC) testing, where applicable, and Electromagnetic Compatibility (EMC) testing for FCC and Innovation, Science, and Economic Development Canada rules.
- PCTEST TCB is a Telecommunication Certification Body (TCB) accredited to ISO/IEC 17065-2012 by A2LA (Certificate number 2041.03) in all scopes of FCC Rules and ISSED Standards (RSS).
- PCTEST facility is a registered (2451B) test laboratory with the site description on file with ISSED.

FCC ID: A3LSMN976V		MEASUREMENT REPORT (CERTIFICATION)		Approved by: Quality Manager
Test Report S/N: 1M1905130071-03.A3L	Test Dates: 05/14 - 06/28/2019	EUT Type: Portable Handset		Page 6 of 259



## 2.0 PRODUCT INFORMATION

### 2.1 Equipment Description

The Equipment Under Test (EUT) is the **Samsung Portable Handset FCC ID: A3LSMN976V**. The test data contained in this report pertains only to the emissions due to the EUT's LTE function.

**Test Device Serial No.:** 1196B, 1201B, 0134M, 0830M, 1198B, 0828M

### 2.2 Device Capabilities

This device contains the following capabilities:

850/1900 CDMA/EvDO Rev0/A, 1x Advanced (BC0, BC1), 850/1900 GSM/GPRS/EDGE, 850/1900 WCDMA/HSPA, Multi-band LTE, 802.11b/g/n/ax WLAN, 802.11a/n/ac/ax UNII, Bluetooth (1x, EDR, LE), NFC, ANT+, Wireless Power Transfer, n261/n260 5G NR

LTE Band 26 (814.7 – 849 MHz) overlaps the entire frequency range of LTE Band 5 (824 – 849 MHz). Therefore, test data provided in this report covers Band 5 and the portion of Band 26 subject to Part 22.

LTE Band 66 (1710 - 1780 MHz) overlaps the entire frequency range of LTE Band 4 (1710 - 1755 MHz). Therefore, test data provided in this report covers Band 4 as well as Band 66.

This device uses a tuner circuit that dynamically updates the antenna impedance parameters to optimize antenna performance for certain bands and modes of operation. The tuner for this device was set to simulate a "free space" condition where the transmit antenna is matched to the medium into which it is transmitting and, thus, the power is at its maximum level.

### 2.3 Test Configuration

The EUT was tested per the guidance of ANSI/TIA-603-E-2016 and KDB 971168 D01 v03r01. See Section 7.0 of this test report for a description of the radiated and antenna port conducted emissions tests.

This device supports wireless charging capability and, thus, is subject to the test requirements of KDB 648474 D03 v01r04. Additional radiated spurious emission measurements were performed with the EUT placed on an authorized wireless charging pad (WCP) Model: EP-N5100 while operating under normal conditions in a simulated call or data transmission configuration. The worst case radiated emissions data is shown in this report.

### 2.4 EMI Suppression Device(s)/Modifications

No EMI suppression device(s) were added and no modifications were made during testing.

FCC ID: A3LSMN976V		MEASUREMENT REPORT (CERTIFICATION)		Approved by: Quality Manager
Test Report S/N: 1M1905130071-03.A3L	Test Dates: 05/14 - 06/28/2019	EUT Type: Portable Handset		Page 7 of 259

## 3.0 DESCRIPTION OF TESTS

### 3.1 Measurement Procedure

The measurement procedures described in the document titled "Land Mobile FM or PM – Communications Equipment – Measurements and Performance Standards" (ANSI/TIA-603-E-2016) and "Procedures for Compliance Measurement of the Fundamental Emission Power of Licensed Wideband (> 1 MHz) Digital Transmission Systems" (KDB 971168 D01 v03r01) were used in the measurement of the EUT.

### 3.2 Block C Frequency Range

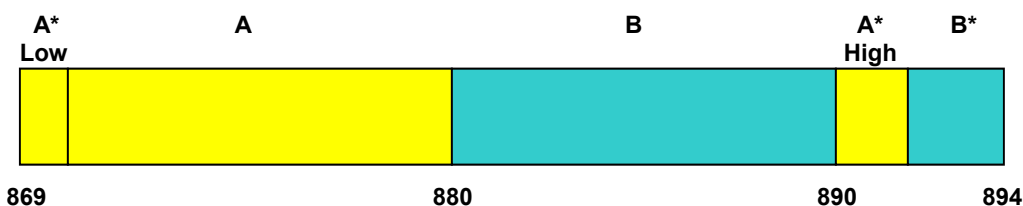
Two paired channels of 11 megahertz each are available for assignment in Block C in the 746-757 MHz and 776-787 MHz bands. In the event that no licenses for two channels in this Block C are assigned based on the results of the first auction in which such licenses were offered because the auction results do not satisfy the applicable reserve price, the spectrum in the 746-757 MHz and 776-787 MHz bands will instead be made available for assignment at a subsequent auction as follows: (i) Two paired channels of 6 megahertz each available for assignment in Block C1 in the 746-752 MHz and 776-782 MHz bands. (ii) Two paired channels of 5 megahertz each available for assignment in Block C2 in the 752-757 MHz and 782-787 MHz bands.

### 3.3 Block A Frequency Range

698-746 MHz band. The following frequencies are available for licensing pursuant to this part in the 698-746 MHz band: (1) Three paired channel blocks of 12 megahertz each are available for assignment as follows:

Block A: 698-704 MHz and 728-734 MHz;  
Block B: 704-710 MHz and 734-740 MHz; and  
Block C: 710-716 MHz and 740-746 MHz.

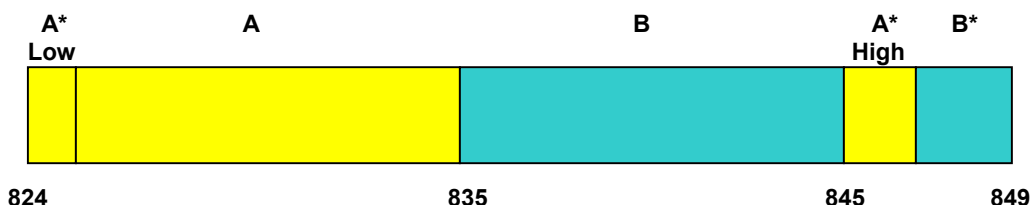
### 3.4 Cellular - Base Frequency Blocks



BLOCK 1: 869 – 880 MHz (A\* Low + A)  
BLOCK 2: 880 – 890 MHz (B)

BLOCK 3: 890 – 891.5 MHz (A\* High)  
BLOCK 4: 891.5 – 894 MHz (B\*)

### 3.5 Cellular - Mobile Frequency Blocks



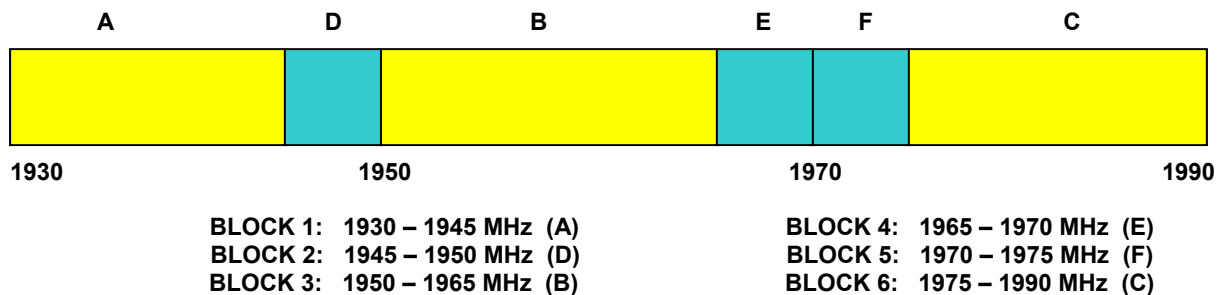
BLOCK 1: 824 – 835 MHz (A\* Low + A)  
BLOCK 2: 835 – 845 MHz (B)

BLOCK 3: 845 – 846.5 MHz (A\* High)  
BLOCK 4: 846.5 – 849 MHz (B\*)

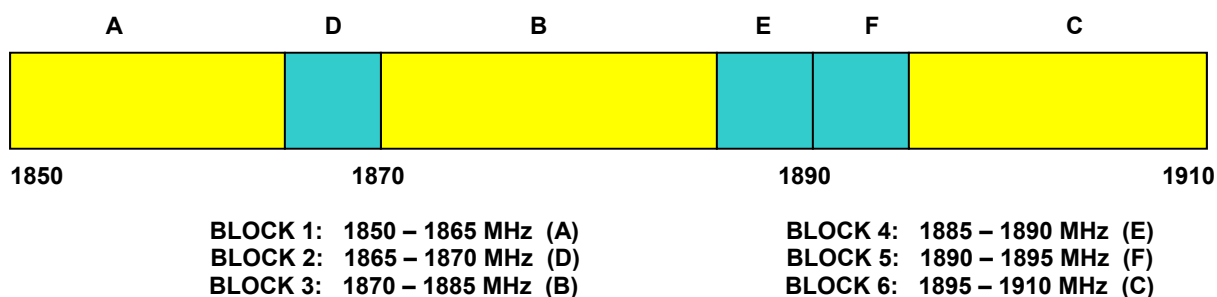
FCC ID: A3LSMN976V	 <b>MEASUREMENT REPORT (CERTIFICATION)</b> 		Approved by: Quality Manager
Test Report S/N: 1M1905130071-03.A3L	Test Dates: 05/14 - 06/28/2019	EUT Type: Portable Handset	Page 8 of 259



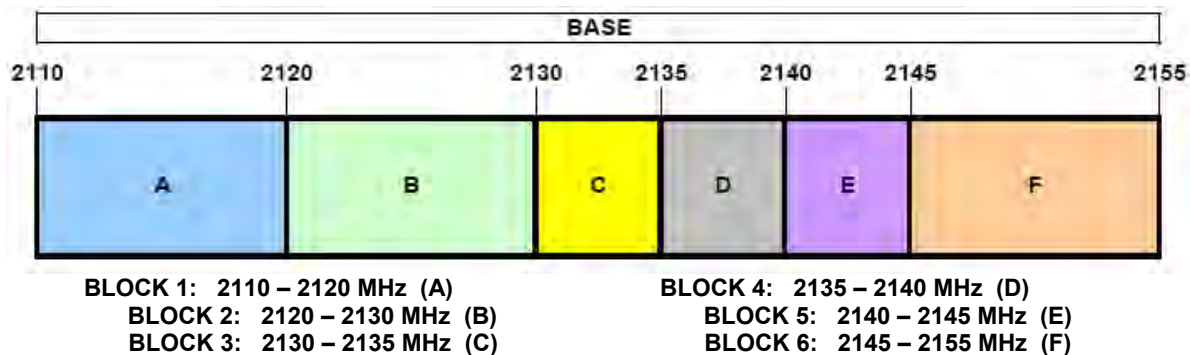
### 3.6 PCS - Base Frequency Blocks



### 3.7 PCS - Mobile Frequency Blocks



### 3.8 AWS - Base Frequency Blocks



FCC ID: A3LSMN976V	<b>PCTEST</b> ENGINEERING LABORATORY, INC.	MEASUREMENT REPORT (CERTIFICATION)	<b>SAMSUNG</b>	Approved by: Quality Manager
Test Report S/N: 1M1905130071-03.A3L	Test Dates: 05/14 - 06/28/2019	EUT Type: Portable Handset		Page 9 of 259



### 3.11 Radiated Power and Radiated Spurious Emissions

The radiated test facilities consisted of an indoor 3 meter semi-anechoic chamber used for final measurements and exploratory measurements, when necessary. The measurement area is contained within the semi-anechoic chamber which is shielded from any ambient interference. The test site inside the chamber is a 6m x 5.2m elliptical, obstruction-free area in accordance with Figure 5.7 of Clause 5 in ANSI C63.4-2014. Absorbers are arranged on the floor between the turn table and the antenna mast in such a way so as to maximize the reduction of reflections for measurements above 1GHz. For measurements below 1GHz, the absorbers are removed. A raised turntable is used for radiated measurement. The turn table is a continuously rotatable, remote-controlled, metallic turntable and 2 meters (6.56 ft.) in diameter. The turn table is flush with the raised floor of the chamber in order to maintain its function as a ground plane. An 80cm tall test table made of Styrodur is placed on top of the turn table. A Styrodur pedestal is placed on top of the test table to bring the total table height to 1.5m.

The equipment under test was transmitting while connected to its integral antenna and is placed on a turntable 3 meters from the receive antenna. The receive antenna height is adjusted between 1 and 4 meter height, the turntable is rotated through 360 degrees, and the EUT is manipulated through all orthogonal planes representative of its typical use to achieve the highest reading on the receive spectrum analyzer. Radiated power levels are also investigated with the receive antenna horizontally and vertically polarized. The maximized power level is recorded using the spectrum analyzer "Channel Power" function with the integration band set to the emissions' occupied bandwidth, a RMS detector, RBW = 100kHz, VBW = 300kHz, and a 1 second sweep time over a minimum of 10 sweeps, per the guidelines of KDB 971168 D01 v03r01.

Per the guidance of ANSI/TIA-603-E-2016, a half-wave dipole is then substituted in place of the EUT. For emissions above 1GHz, a horn antenna is substituted in place of the EUT. The substitute antenna is driven by a signal generator with the level of the signal generator being adjusted to obtain the same receive spectrum analyzer level previously recorded from the spurious emission from the EUT. The power of the emission is calculated using the following formula:

$$P_d \text{ [dBm]} = P_g \text{ [dBm]} - \text{cable loss [dB]} + \text{antenna gain [dBd/dBi]}$$

Where,  $P_d$  is the dipole equivalent power,  $P_g$  is the generator output into the substitution antenna, and the antenna gain is the gain of the substitute antenna used relative to either a half-wave dipole (dBd) or an isotropic source (dBi). The substitute level is equal to  $P_g \text{ [dBm]} - \text{cable loss [dB]}$ .

The calculated  $P_d$  levels are then compared to the absolute spurious emission limit of -13dBm which is equivalent to the required minimum attenuation of  $43 + 10 \log_{10}(\text{Power [Watts]})$ . For Band 7 and 41, the calculated  $P_d$  levels are compared to the absolute spurious emission limit of -25dBm which is equivalent to the required minimum attenuation of  $55 + 10 \log_{10}(\text{Power [Watts]})$ . For Band 48, the calculated  $P_d$  levels are compared to the absolute spurious emission limit of -40dBm which is equivalent to the required minimum attenuation of  $70 + 10 \log_{10}(\text{Power [Watts]})$ .

All radiated measurements are performed in a chamber that meets the site requirements per ANSI C63.4-2014. Additionally, radiated emissions below 30MHz are also validated on an Open Area Test Site to assert correlation with the chamber measurements per the requirements of KDB 474788 D01.

FCC ID: A3LSMN976V		MEASUREMENT REPORT (CERTIFICATION)		Approved by: Quality Manager
Test Report S/N: 1M1905130071-03.A3L	Test Dates: 05/14 - 06/28/2019	EUT Type: Portable Handset		Page 11 of 259

## 4.0 MEASUREMENT UNCERTAINTY

The measurement uncertainties shown below were calculated in accordance with the requirements of ANSI C63.4-2014. All measurement uncertainty values are shown with a coverage factor of  $k = 2$  to indicate a 95% level of confidence. The measurement uncertainty shown below meets or exceeds the  $U_{\text{CISPR}}$  measurement uncertainty values specified in CISPR 16-4-2 and, thus, can be compared directly to specified limits to determine compliance.

Contribution	Expanded Uncertainty ( $\pm$ dB)
Conducted Bench Top Measurements	1.13
Radiated Disturbance (<1GHz)	4.98
Radiated Disturbance (>1GHz)	5.07
Radiated Disturbance (>18GHz)	5.09

FCC ID: A3LSMN976V		MEASUREMENT REPORT (CERTIFICATION)		Approved by: Quality Manager
Test Report S/N: 1M1905130071-03.A3L	Test Dates: 05/14 - 06/28/2019	EUT Type: Portable Handset		Page 12 of 259

## 5.0 TEST EQUIPMENT CALIBRATION DATA

Test Equipment Calibration is traceable to the National Institute of Standards and Technology (NIST). Measurements antennas used during testing were calibrated in accordance to the requirements of ANSI C63.5-2017.

Manufacturer	Model	Description	Cal Date	Cal Interval	Cal Due	Serial Number
-	LTX2	Licensed Transmitter Cable Set	8/23/2018	Annual	8/23/2019	LTX2
Agilent	N9020A	MXA Signal Analyzer	4/20/2019	Annual	4/20/2020	US46470561
Agilent	N9030A	PXA Signal Analyzer (44GHz)	6/12/2019	Annual	6/12/2020	MY52350166
Anritsu	MT8821C	Radio Communication Analyzer	7/24/2018	Annual	7/24/2019	6201664756
Com-Power	AL-130	9kHz - 30MHz Loop Antenna	10/10/2017	Biennial	10/10/2019	121034
Com-Power	PAM-103	Pre-Amplifier (1-1000MHz)	9/17/2018	Annual	9/17/2019	441119
Emco	3115	Horn Antenna (1-18GHz)	3/28/2018	Biennial	3/28/2020	9704-5182
Emco	3116	Horn Antenna (18 - 40GHz)	6/7/2018	Triennial	6/7/2021	9203-2178
Espec	ESX-2CA	Environmental Chamber	6/13/2019	Annual	6/13/2020	17620
ETS Lindgren	3164-08	Quad Ridge Horn Antenna	3/28/2018	Biennial	3/28/2020	128337
Huber + Suhner	Sucoflex 102A	40GHz Radiated Cable Set	8/23/2018	Annual	8/23/2019	251425001
Mini Circuits	PWR-SEN-4GHS	USB Power Sensor	4/19/2019	Annual	4/19/2020	11401010036
Mini Circuits	TVA-11-422	RF Power Amp	N/A			QA1317001
Mini-Circuits	SSG-4000HP	Synthesized Signal Generator	N/A			11208010032
Rohde & Schwarz	CMW500	Radio Communication Tester	9/25/2018	Annual	9/25/2019	102060
Rohde & Schwarz	ESU26	EMI Test Receiver (26.5GHz)	6/5/2019	Annual	6/5/2020	100342
Rohde & Schwarz	ESU40	EMI Test Receiver (40GHz)	8/9/2018	Annual	8/9/2019	100348
Rohde & Schwarz	FSW67	Signal / Spectrum Analyzer	8/17/2018	Annual	8/17/2019	103200
Rohde & Schwarz	SFUNIT-Rx	Shielded Filter Unit	6/18/2018	Annual	6/18/2019	102134
Rohde & Schwarz	SFUNIT-Rx	Shielded Filter Unit	6/25/2018	Annual	6/25/2019	102133
Rohde & Schwarz	TC-TA18	Cross Polarized Vivaldi Test Antenna	7/16/2018	Biennial	7/16/2020	101073
Rohde & Schwarz	TS-PR26	18-26.5 GHz Pre-Amplifier	9/19/2018	Annual	9/19/2019	100040
Seekonk	NC-100	Torque Wrench	5/9/2018	Biennial	5/9/2020	22217
Sunol	JB5	Bi-Log Antenna (30M - 5GHz)	4/19/2018	Biennial	4/19/2020	A051107

**Table 5-1. Test Equipment**

### Notes:

1. For equipment listed above that has a calibration date or calibration due date that falls within the test date range, care was taken to ensure that this equipment was used after the calibration date and before the calibration due date.
2. Equipment with a calibration date of "N/A" shown in this list was not used to make direct calibrated measurements.

FCC ID: A3LSMN976V		MEASUREMENT REPORT (CERTIFICATION)		Approved by: Quality Manager
Test Report S/N: 1M1905130071-03.A3L	Test Dates: 05/14 - 06/28/2019	EUT Type: Portable Handset	Page 13 of 259	

## 6.0 SAMPLE CALCULATIONS

### Emission Designator

#### QPSK Modulation

**Emission Designator = 8M62G7D**

LTE BW = 8.62 MHz

G = Phase Modulation

7 = Quantized/Digital Info

D = Data transmission, telemetry, telecommand

#### QAM Modulation

**Emission Designator = 8M45W7D**

LTE BW = 8.45 MHz

W = Amplitude/Angle Modulated

7 = Quantized/Digital Info

D = Data transmission, telemetry, telecommand

### Spurious Radiated Emission – LTE Band

#### **Example: Middle Channel LTE Mode 2<sup>nd</sup> Harmonic (1564 MHz)**

The average spectrum analyzer reading at 3 meters with the EUT on the turntable was –81.0 dBm. The gain of the substituted antenna is 8.1 dBi. The signal generator connected to the substituted antenna terminals is adjusted to produce a reading of –81.0 dBm on the spectrum analyzer. The loss of the cable between the signal generator and the terminals of the substituted antenna is 2.0 dB at 1564 MHz. So 6.1 dB is added to the signal generator reading of –30.9 dBm yielding –24.80 dBm. The fundamental EIRP was 25.501 dBm so this harmonic was 25.501 dBm – (-24.80).

FCC ID: A3LSMN976V		MEASUREMENT REPORT (CERTIFICATION)		Approved by: Quality Manager
Test Report S/N: 1M1905130071-03.A3L	Test Dates: 05/14 - 06/28/2019	EUT Type: Portable Handset		Page 14 of 259



## 7.0 TEST RESULTS

### 7.1 Summary

Company Name: Samsung Electronics Co., Ltd.  
 FCC ID: A3LSMN976V  
 FCC Classification: PCS Licensed Transmitter Held to Ear (PCE)  
 Mode(s): LTE

FCC Part Section(s)	Test Description	Test Limit	Test Condition	Test Result	Reference
2.1049	Occupied Bandwidth	N/A	CONDUCTED	PASS	Section 7.2
2.1051 22.917(a) 24.238(a) 27.53(c) 27.53(g) 27.53(h)	Out of Band Emissions	$> 43 + 10 \log_{10}(P[\text{Watts}])$ at Band Edge and for all out-of-band emissions			Section 7.3, 7.4
27.53(m)	Out of Band Emissions	Undesirable emissions must meet the limits detailed in 27.53(m)			Section 7.3, 7.4
24.232(d) 27.50(d)	Peak-Average Ratio	$< 13 \text{ dB}$			Section 7.5
2.1046	Transmitter Conducted Output Power	N/A			See RF Exposure Report
22.917(a) 27.53(h) 27.53(m)	Uplink Carrier Aggregation	$> 43 + 10 \log(P[\text{Watts}])$ at Band Edge and for all out-of-band emissions			Section 7.8
2.1055 22.355 24.235 27.54	Frequency Stability	$< 2.5 \text{ ppm}$ (Part 22) and fundamental emissions stay within authorized frequency block (Part 24, 27)			Section 7.10

Table 7-1. Summary of Conducted Test Results

FCC ID: A3LSMN976V		MEASUREMENT REPORT (CERTIFICATION)		Approved by: Quality Manager
Test Report S/N: 1M1905130071-03.A3L	Test Dates: 05/14 - 06/28/2019	EUT Type: Portable Handset		Page 15 of 259

FCC Part Section(s)	Test Description	Test Limit	Test Condition	Test Result	Reference
22.913(a)(5)	Effective Radiated Power / Equivalent Isotropic Radiated Power (Band 5/26)	< 7 Watts max. ERP	RADIATED	PASS	Section 7.6
27.50(b)(10) 27.50(c)(10)	Effective Radiated Power / Equivalent Isotropic Radiated Power (Band 12, 13)	< 3 Watts max. ERP			Section 7.6
24.232(c) 27.50(h)(2)	Equivalent Isotropic Radiated Power (Band 2, 7, 41/38)	< 2 Watts max. EIRP			Section 7.6
27.50(d)(4)	Equivalent Isotropic Radiated Power (Band 4/66)	< 1 Watts max. EIRP			Section 7.6
2.1053 22.917(a) 24.238(a) 27.53(c) 27.53(g) 27.53(h)	Undesirable Emissions (Band 12, 13, 26/5, 66/4, 2)	> 43 + 10 log <sub>10</sub> (P[Watts]) for all out-of-band emissions			Section 7.8
27.53(f)	Undesirable Emissions (Band 13)	< -70 dBW/MHz (for wideband signals) < -80 dBW (for discrete emissions less than 700Hz BW) For all emissions in the band 1559 – 1610 MHz			Section 7.8
27.53(m)	Undesirable Emissions (Band 7, 41/38)	Undesirable emissions must meet the limits detailed in 27.53(m)			Section 7.8
27.53(m)	Uplink Carrier Aggregation	Undesirable emissions must meet the limits detailed in 27.53(m)			Section 7.8

**Table 7-2. Summary of Radiated Test Results**

FCC ID: A3LSMN976V		<b>MEASUREMENT REPORT (CERTIFICATION)</b>		<b>Approved by:</b> Quality Manager
<b>Test Report S/N:</b> 1M1905130071-03.A3L	<b>Test Dates:</b> 05/14 - 06/28/2019	<b>EUT Type:</b> Portable Handset	Page 16 of 259	

**Notes:**

- 1) All modes of operation and data rates were investigated. The test results shown in the following sections represent the worst case emissions.
- 2) The analyzer plots (Sections 7.2, 7.3, 7.4, 7.5) were all taken with a correction table loaded into the analyzer. The correction table was used to account for the losses of the cables, directional couplers, and attenuators used as part of the system to maintain a link between the call box and the EUT at all frequencies of interest.
- 3) All antenna port conducted emissions testing was performed on a test bench with the antenna port of the EUT connected to the spectrum analyzer through calibrated cables, attenuators, and couplers.
- 4) For conducted spurious emissions, automated test software was used to measure emissions and capture the corresponding plots necessary to show compliance. The measurement software utilized is PCTEST "LTE Automation," Version 5.3.
- 5) For operation <1GHz, the EIRP limits in the table above are referenced to the specifications written in the relevant Radio Standards Specifications for Innovation, Science, and Economic Development Canada.

<b>FCC ID:</b> A3LSMN976V		<b>MEASUREMENT REPORT (CERTIFICATION)</b>		<b>Approved by:</b> Quality Manager
<b>Test Report S/N:</b> 1M1905130071-03.A3L	<b>Test Dates:</b> 05/14 - 06/28/2019	<b>EUT Type:</b> Portable Handset		Page 17 of 259

## 7.2 Occupied Bandwidth

### Test Overview

The occupied bandwidth, that is the frequency bandwidth such that, below its lower and above its upper frequency limits, the mean powers radiated are each equal to 0.5 percent of the total mean power radiated by a given emission shall be measured. All modes of operation were investigated and the worst case configuration results are reported in this section.

### Test Procedure Used

KDB 971168 D01 v03r01 – Section 4.2

### Test Settings

1. The signal analyzer's automatic bandwidth measurement capability was used to perform the 99% occupied bandwidth and the 26dB bandwidth. The bandwidth measurement was not influenced by any intermediate power nulls in the fundamental emission.
2. RBW = 1 – 5% of the expected OBW
3. VBW  $\geq 3 \times$  RBW
4. Detector = Peak
5. Trace mode = max hold
6. Sweep = auto couple
7. The trace was allowed to stabilize
8. If necessary, steps 2 – 7 were repeated after changing the RBW such that it would be within 1 – 5% of the 99% occupied bandwidth observed in Step 7

### Test Setup

The EUT and measurement equipment were set up as shown in the diagram below.



**Figure 7-1. Test Instrument & Measurement Setup**

### Test Notes

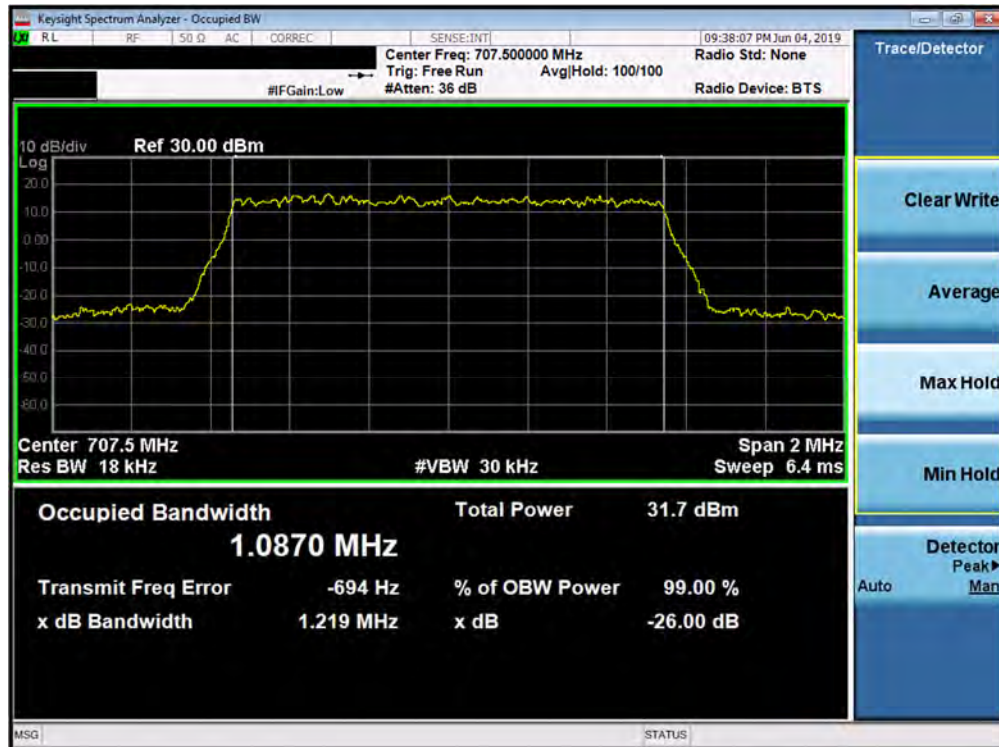
None.

FCC ID: A3LSMN976V		<b>MEASUREMENT REPORT (CERTIFICATION)</b>		Approved by: Quality Manager
Test Report S/N: 1M1905130071-03.A3L	Test Dates: 05/14 - 06/28/2019	EUT Type: Portable Handset		Page 18 of 259

## Band 12



Plot 7-1. Occupied Bandwidth Plot (Band 12 - 1.4MHz QPSK - Full RB Configuration)



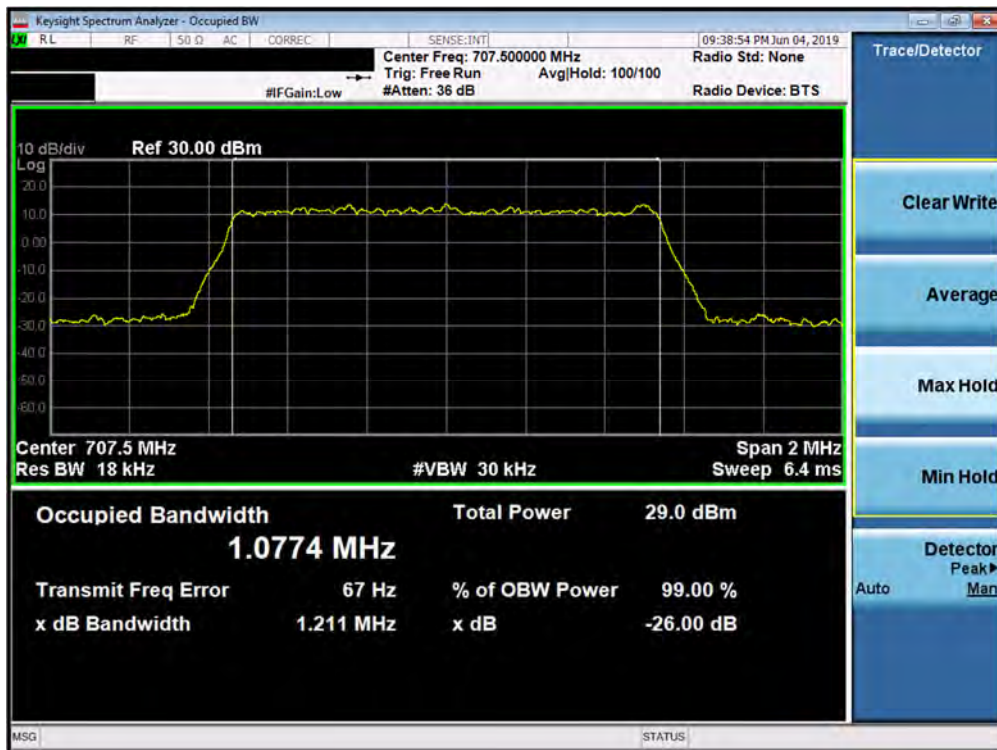
Plot 7-2. Occupied Bandwidth Plot (Band 12 - 1.4MHz 16-QAM - Full RB Configuration)

FCC ID: A3LSMN976V	<b>PCTEST</b> ENGINEERING LABORATORY, INC.	MEASUREMENT REPORT (CERTIFICATION)	<b>SAMSUNG</b>	Approved by: Quality Manager
Test Report S/N: 1M1905130071-03.A3L	Test Dates: 05/14 - 06/28/2019	EUT Type: Portable Handset		Page 19 of 259





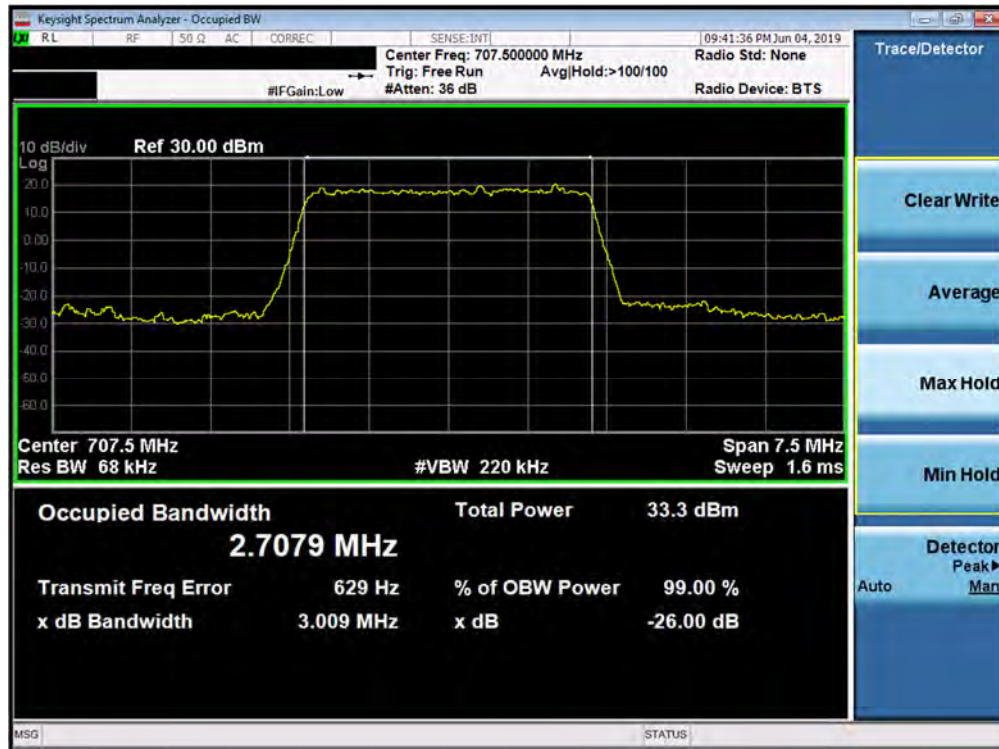
Plot 7-3. Occupied Bandwidth Plot (Band 12 - 1.4MHz 64-QAM - Full RB Configuration)



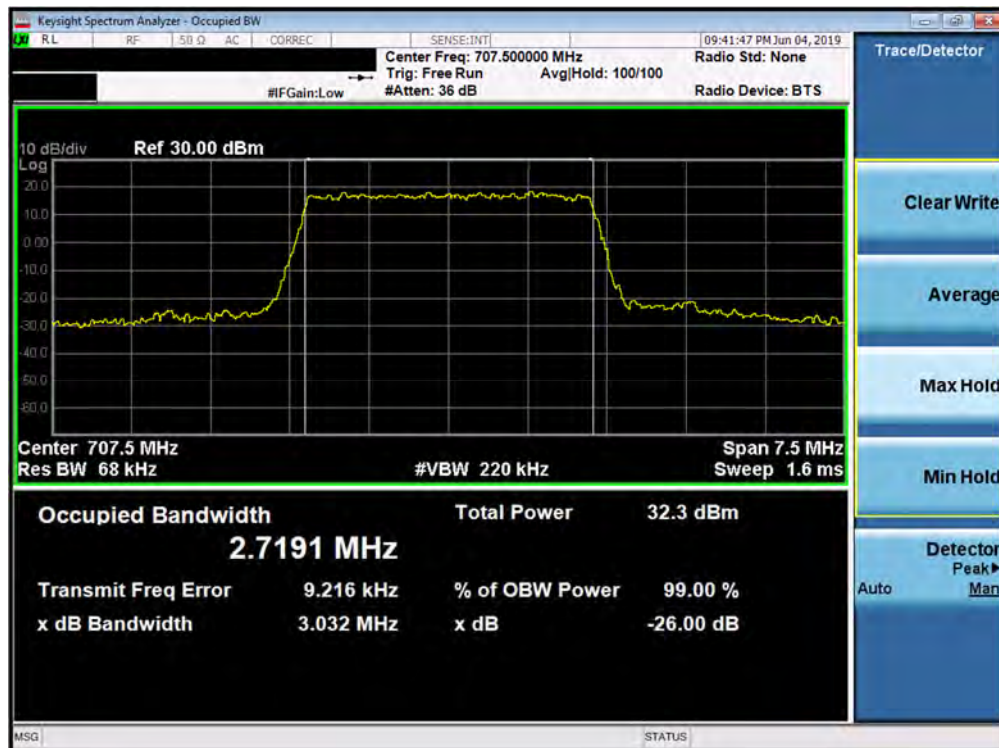
Plot 7-4. Occupied Bandwidth Plot (Band 12 - 1.4MHz 256-QAM - Full RB Configuration)

FCC ID: A3LSMN976V	<b>PCTEST</b> ENGINEERING LABORATORY, INC.	MEASUREMENT REPORT (CERTIFICATION)	<b>SAMSUNG</b>	Approved by: Quality Manager
Test Report S/N: 1M1905130071-03.A3L	Test Dates: 05/14 - 06/28/2019	EUT Type: Portable Handset		Page 20 of 259



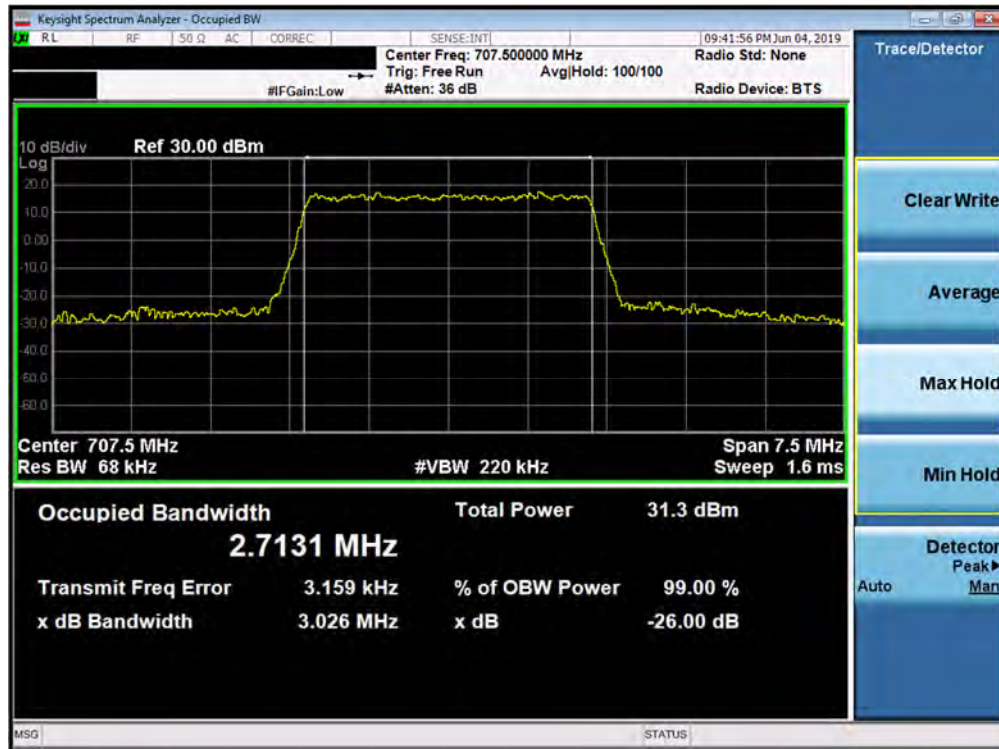


Plot 7-5. Occupied Bandwidth Plot (Band 12 - 3.0MHz QPSK - Full RB Configuration)

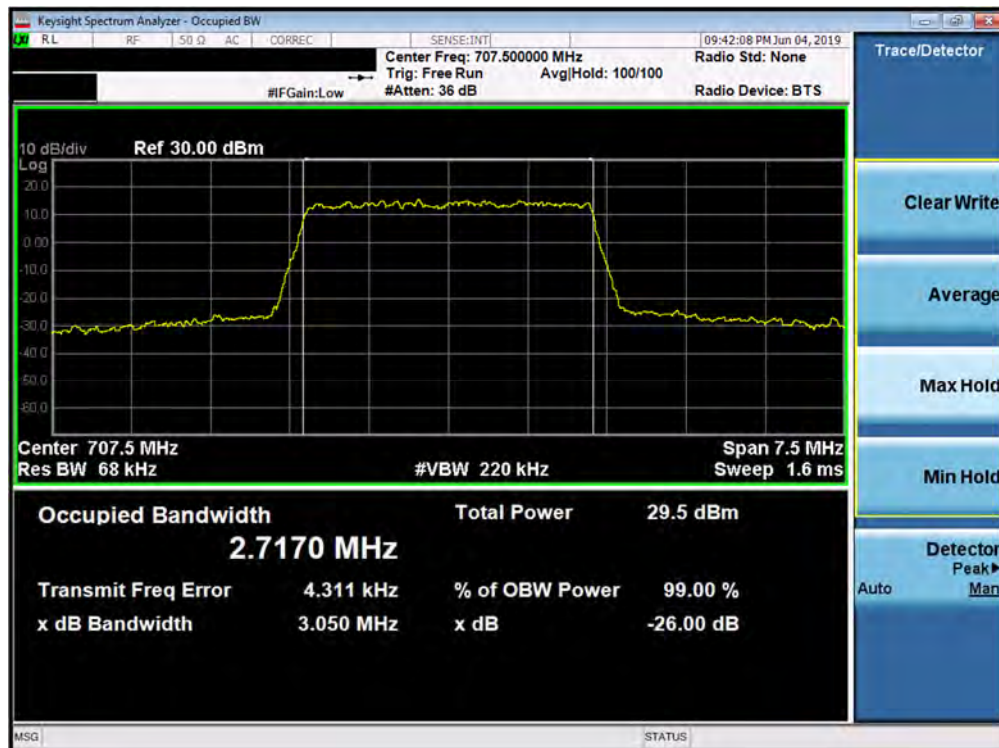


Plot 7-6. Occupied Bandwidth Plot (Band 12 - 3.0MHz 16-QAM - Full RB Configuration)

FCC ID: A3LSMN976V	<b>PCTEST</b> ENGINEERING LABORATORY, INC.	<b>MEASUREMENT REPORT (CERTIFICATION)</b>	<b>SAMSUNG</b>	Approved by: Quality Manager
Test Report S/N: 1M1905130071-03.A3L	Test Dates: 05/14 - 06/28/2019	EUT Type: Portable Handset		Page 21 of 259

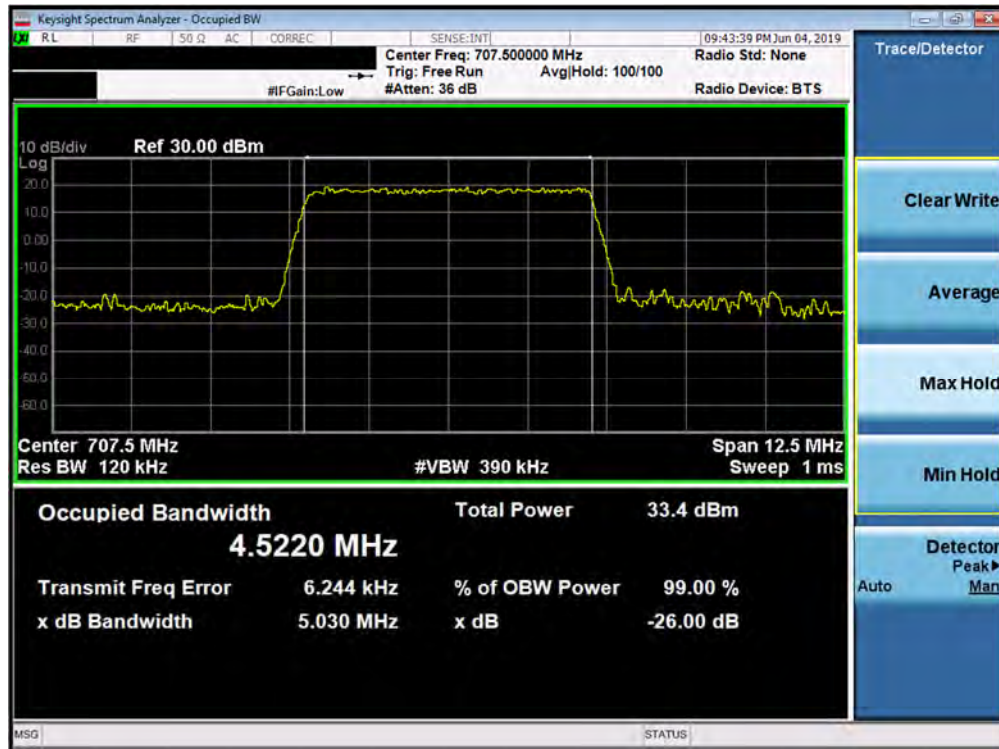


Plot 7-7. Occupied Bandwidth Plot (Band 12 - 3.0MHz 64-QAM - Full RB Configuration)

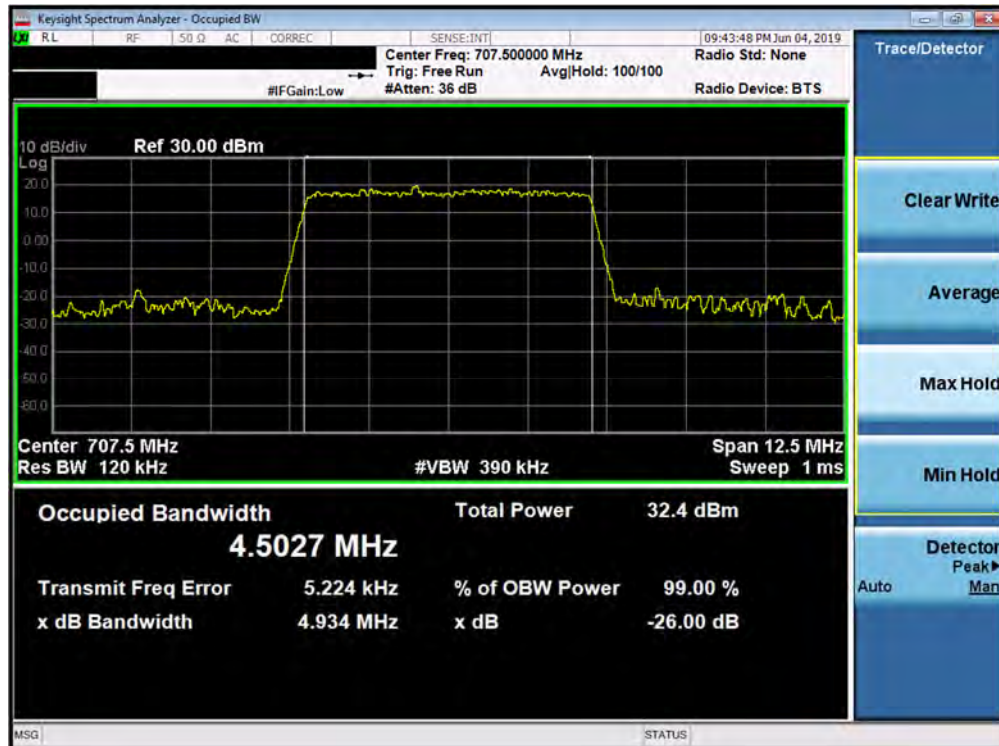


Plot 7-8. Occupied Bandwidth Plot (Band 12 - 3.0MHz 256-QAM - Full RB Configuration)

FCC ID: A3LSMN976V	<b>PCTEST</b> ENGINEERING LABORATORY, INC.	MEASUREMENT REPORT (CERTIFICATION)	<b>SAMSUNG</b>	Approved by: Quality Manager
Test Report S/N: 1M1905130071-03.A3L	Test Dates: 05/14 - 06/28/2019	EUT Type: Portable Handset		Page 22 of 259



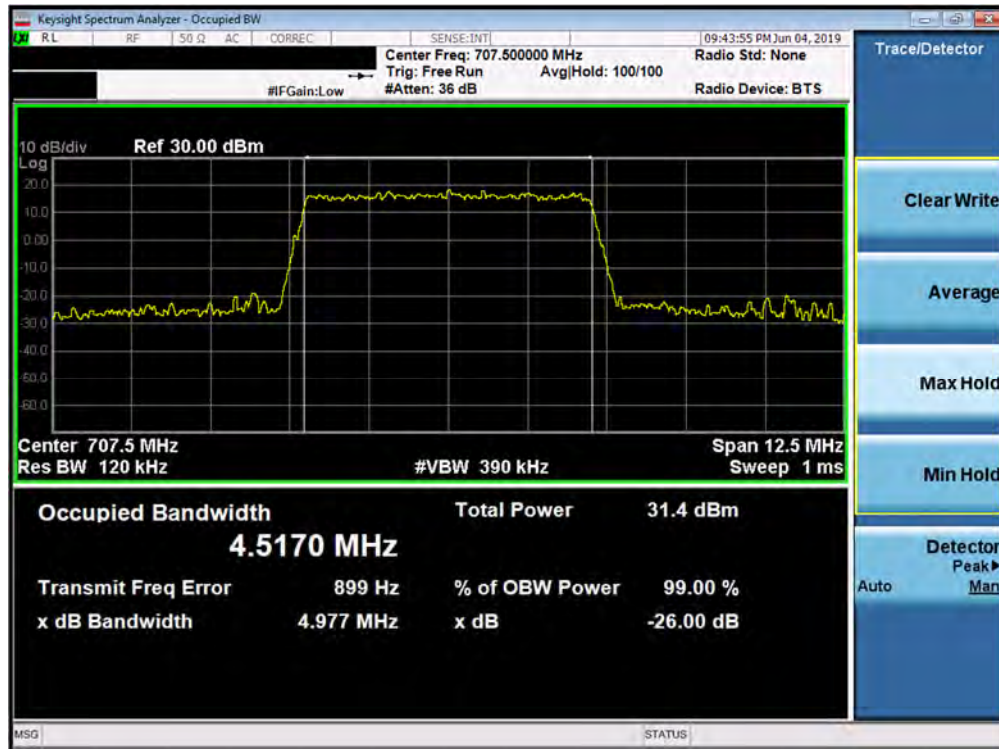
Plot 7-9. Occupied Bandwidth Plot (Band 12 - 5.0MHz QPSK - Full RB Configuration)



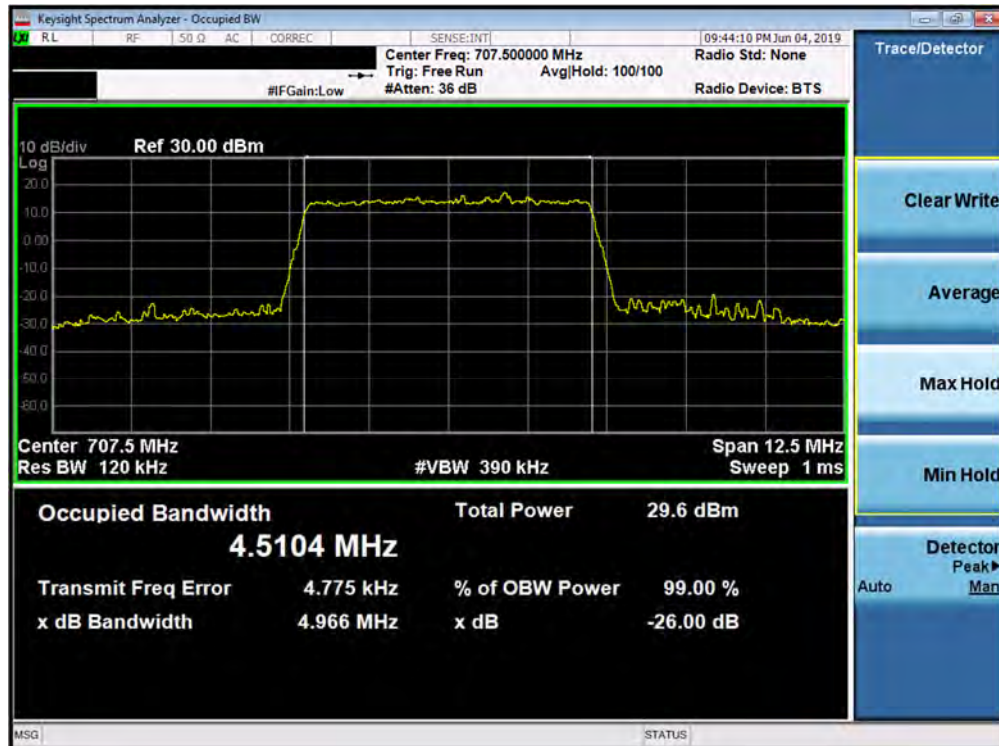
Plot 7-10. Occupied Bandwidth Plot (Band 12 - 5.0MHz 16-QAM - Full RB Configuration)

FCC ID: A3LSMN976V	<b>PCTEST</b> ENGINEERING LABORATORY, INC.	MEASUREMENT REPORT (CERTIFICATION)	<b>SAMSUNG</b>	Approved by: Quality Manager
Test Report S/N: 1M1905130071-03.A3L	Test Dates: 05/14 - 06/28/2019	EUT Type: Portable Handset		Page 23 of 259



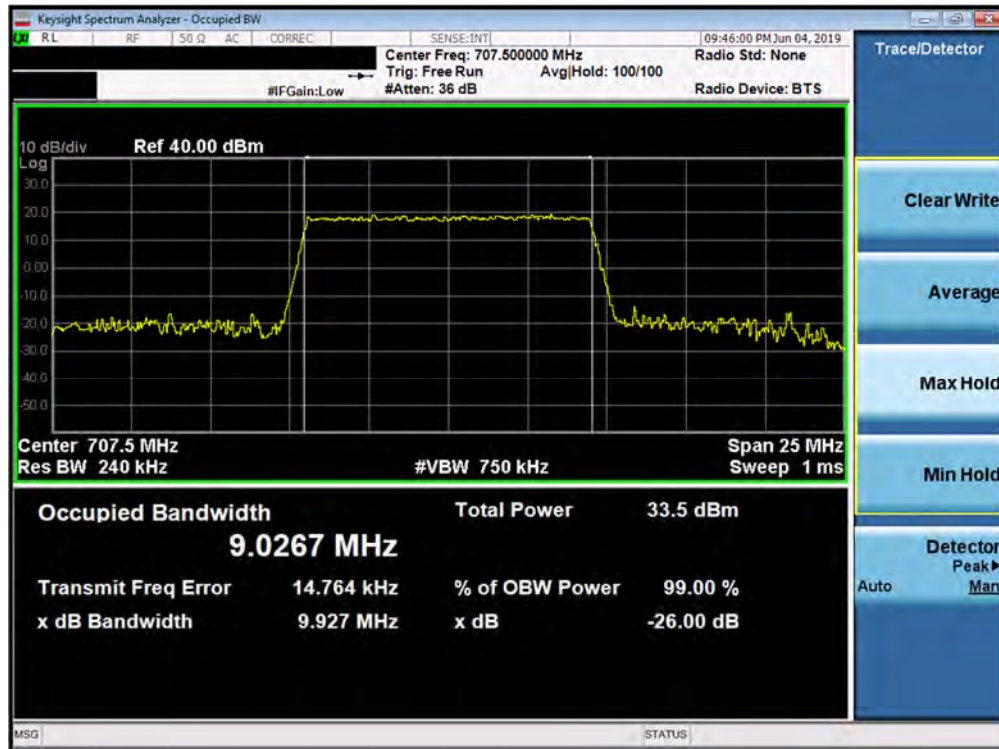


Plot 7-11. Occupied Bandwidth Plot (Band 12 - 5.0MHz 64-QAM - Full RB Configuration)

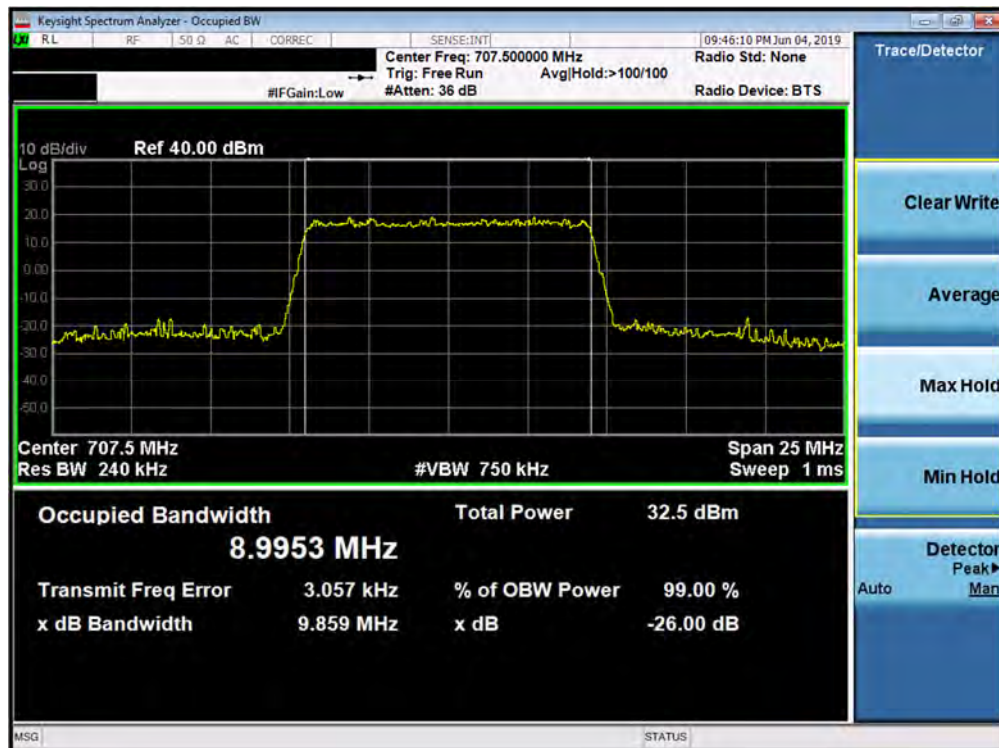


Plot 7-12. Occupied Bandwidth Plot (Band 12 - 5.0MHz 256-QAM - Full RB Configuration)

FCC ID: A3LSMN976V	<b>PCTEST</b> ENGINEERING LABORATORY, INC.	MEASUREMENT REPORT (CERTIFICATION)	<b>SAMSUNG</b>	Approved by: Quality Manager
Test Report S/N: 1M1905130071-03.A3L	Test Dates: 05/14 - 06/28/2019	EUT Type: Portable Handset		Page 24 of 259

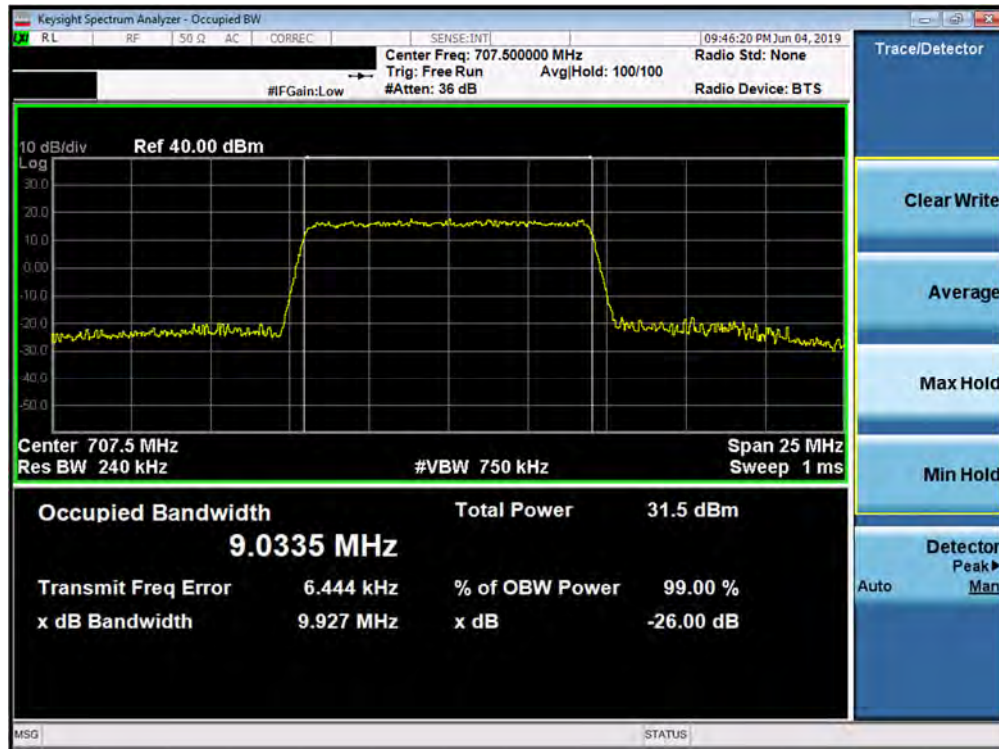


Plot 7-13. Occupied Bandwidth Plot (Band 12 - 10.0MHz QPSK - Full RB Configuration)

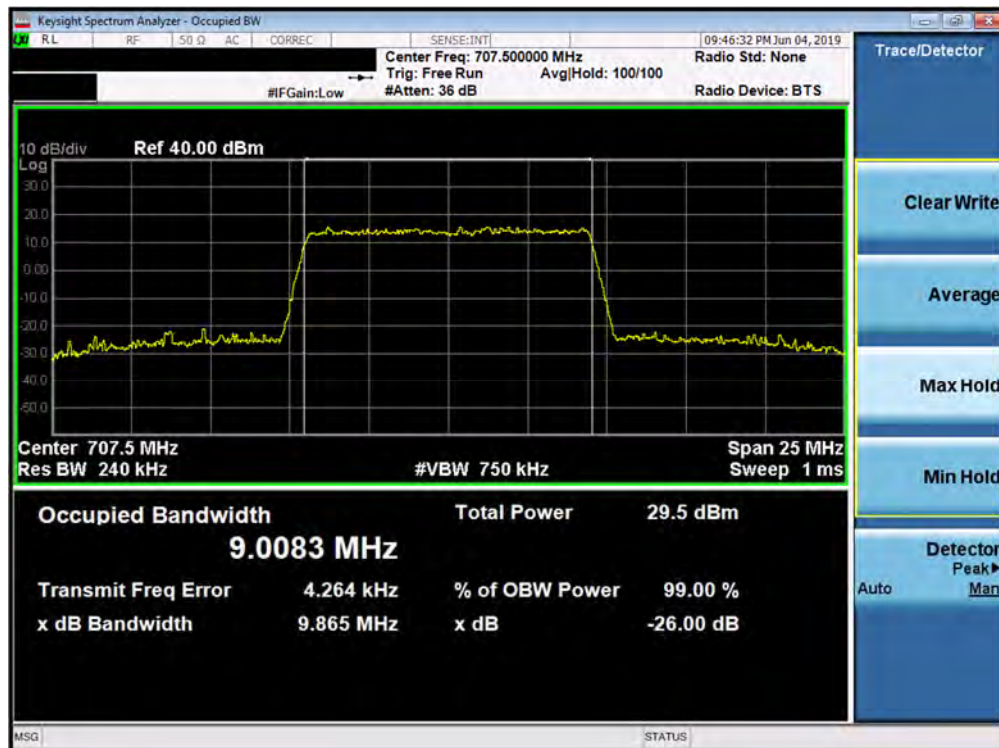


Plot 7-14. Occupied Bandwidth Plot (Band 12 - 10.0MHz 16-QAM - Full RB Configuration)

FCC ID: A3LSMN976V	<b>PCTEST</b> ENGINEERING LABORATORY, INC.	MEASUREMENT REPORT (CERTIFICATION)	<b>SAMSUNG</b>	Approved by: Quality Manager
Test Report S/N: 1M1905130071-03.A3L	Test Dates: 05/14 - 06/28/2019	EUT Type: Portable Handset		Page 25 of 259



Plot 7-15. Occupied Bandwidth Plot (Band 12 - 10.0MHz 64-QAM - Full RB Configuration)

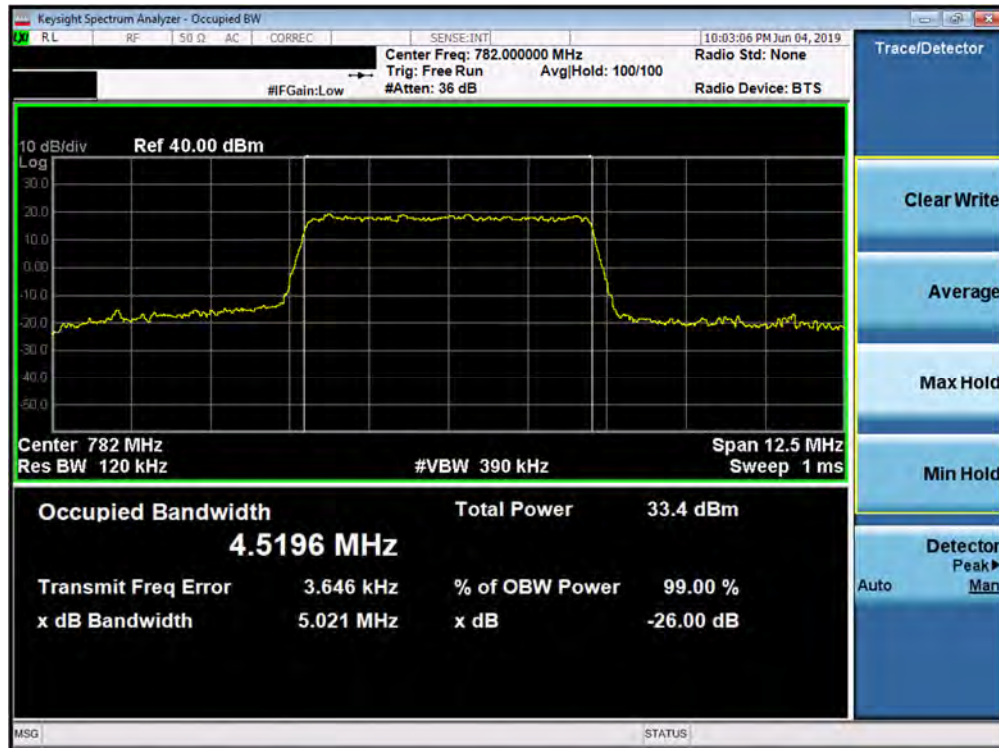


Plot 7-16. Occupied Bandwidth Plot (Band 12 - 10.0MHz 256-QAM - Full RB Configuration)

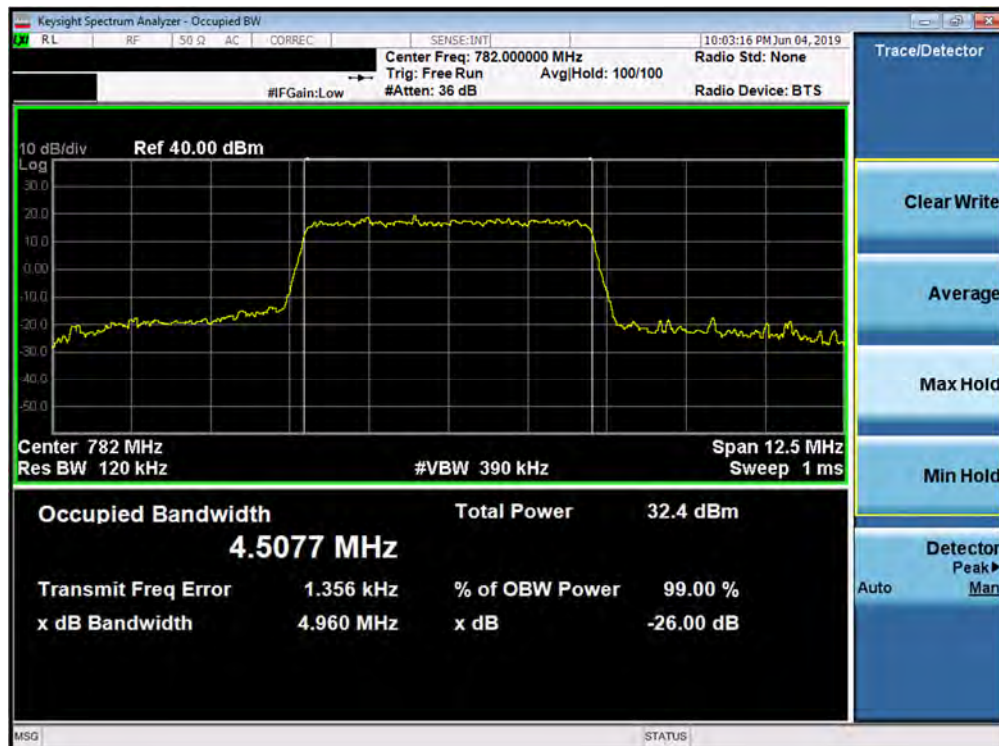
FCC ID: A3LSMN976V	<b>PCTEST</b> ENGINEERING LABORATORY, INC.	MEASUREMENT REPORT (CERTIFICATION)	<b>SAMSUNG</b>	Approved by: Quality Manager
Test Report S/N: 1M1905130071-03.A3L	Test Dates: 05/14 - 06/28/2019	EUT Type: Portable Handset		Page 26 of 259



## Band 13

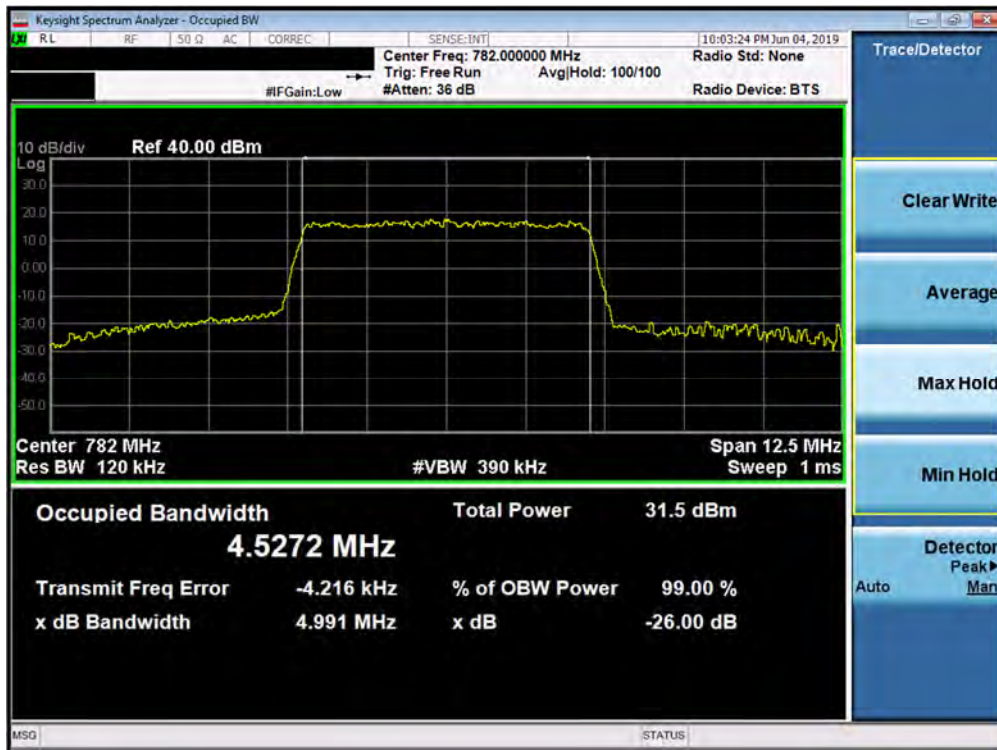


Plot 7-17. Occupied Bandwidth Plot (Band 13 - 5.0MHz QPSK - Full RB Configuration)

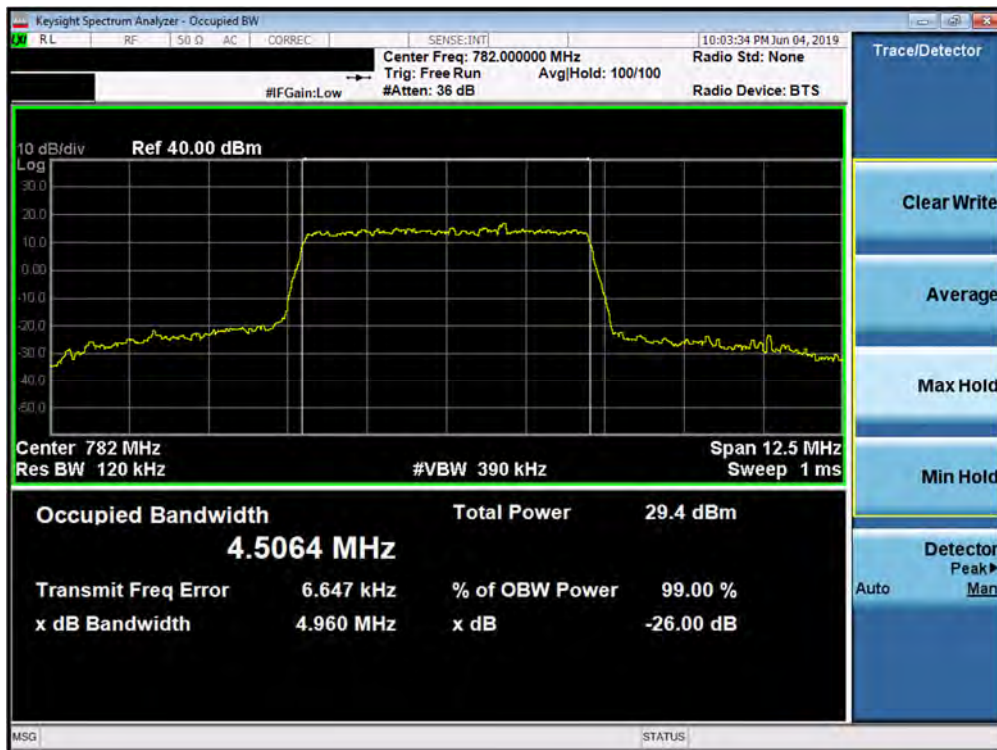


Plot 7-18. Occupied Bandwidth Plot (Band 13 - 5.0MHz 16-QAM - Full RB Configuration)

FCC ID: A3LSMN976V			MEASUREMENT REPORT (CERTIFICATION)		Approved by: Quality Manager
Test Report S/N: 1M1905130071-03.A3L	Test Dates: 05/14 - 06/28/2019	EUT Type: Portable Handset	Page 27 of 259		

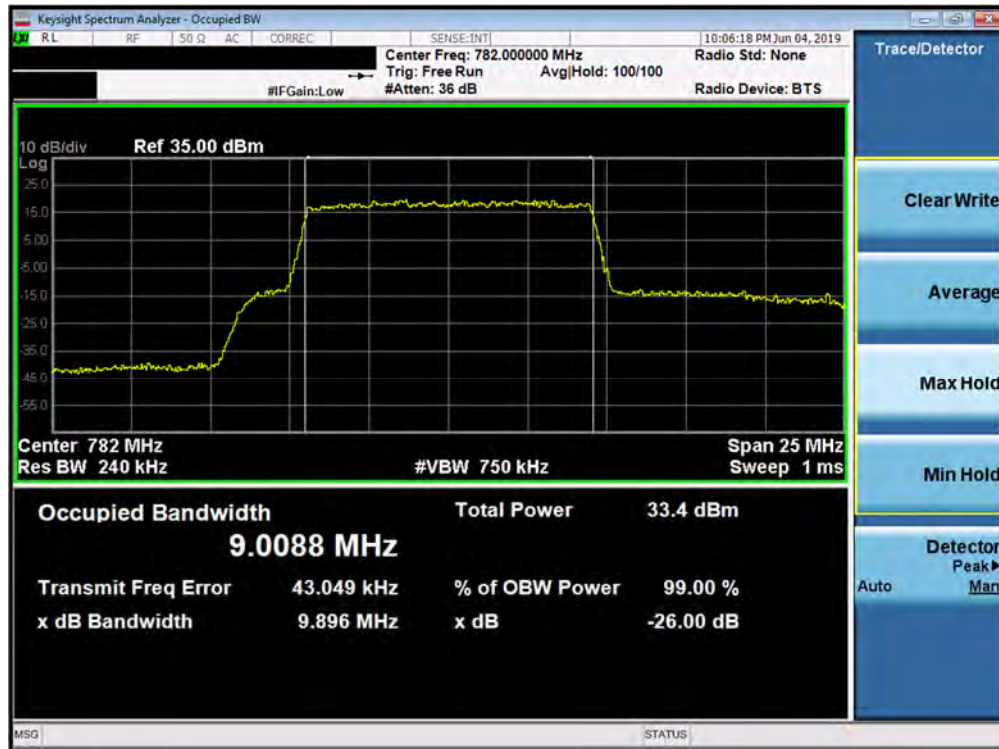


Plot 7-19. Occupied Bandwidth Plot (Band 13 - 5.0MHz 64-QAM - Full RB Configuration)

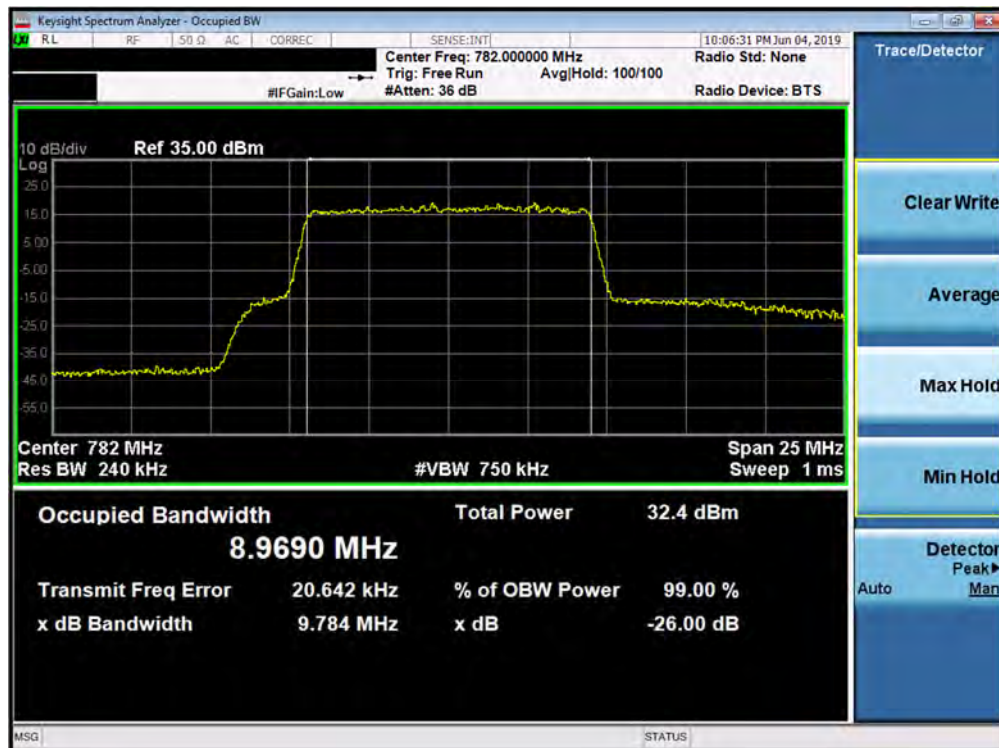


Plot 7-20. Occupied Bandwidth Plot (Band 13 - 5.0MHz 256-QAM - Full RB Configuration)

FCC ID: A3LSMN976V	<b>PCTEST</b> ENGINEERING LABORATORY, INC.	MEASUREMENT REPORT (CERTIFICATION)	<b>SAMSUNG</b>	Approved by: Quality Manager
Test Report S/N: 1M1905130071-03.A3L	Test Dates: 05/14 - 06/28/2019	EUT Type: Portable Handset		Page 28 of 259



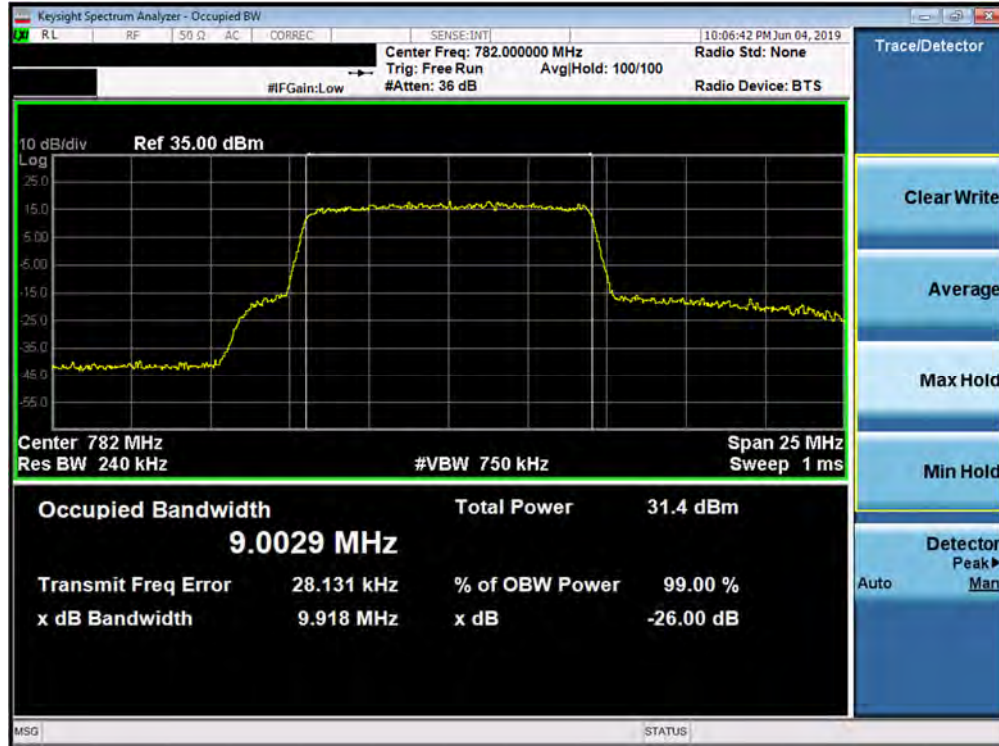
Plot 7-21. Occupied Bandwidth Plot (Band 13 - 10.0MHz QPSK - Full RB Configuration)



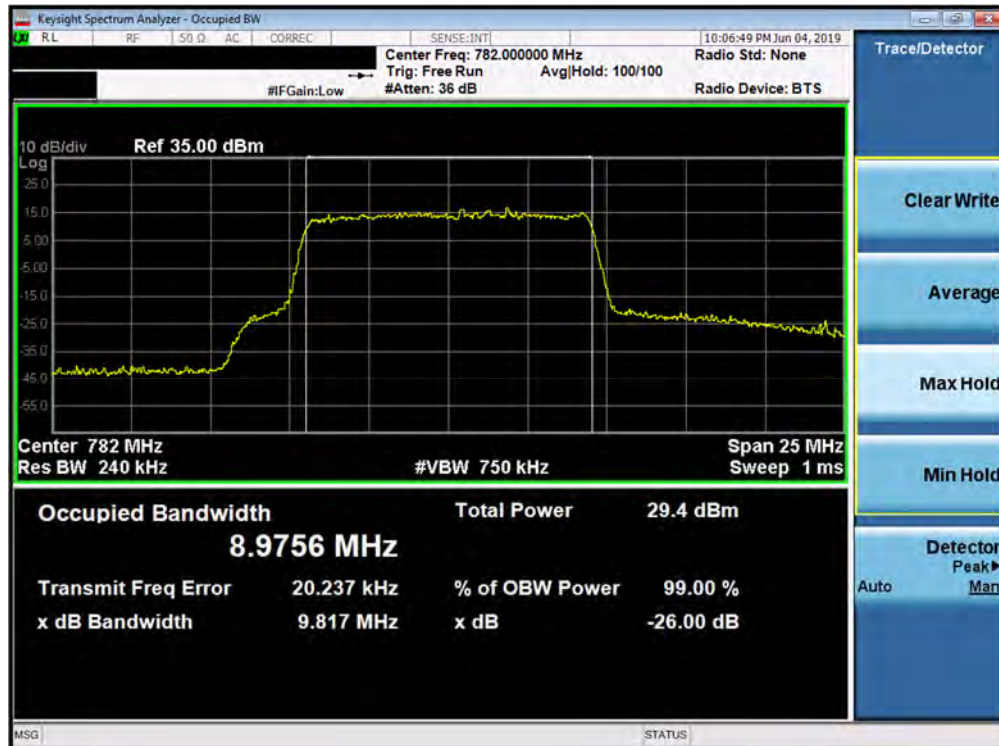
Plot 7-22. Occupied Bandwidth Plot (Band 13 - 10.0MHz 16-QAM - Full RB Configuration)

FCC ID: A3LSMN976V	<b>PCTEST</b> ENGINEERING LABORATORY, INC.	MEASUREMENT REPORT (CERTIFICATION)	<b>SAMSUNG</b>	Approved by: Quality Manager
Test Report S/N: 1M1905130071-03.A3L	Test Dates: 05/14 - 06/28/2019	EUT Type: Portable Handset		Page 29 of 259





Plot 7-23. Occupied Bandwidth Plot (Band 13 - 10.0MHz 64-QAM - Full RB Configuration)



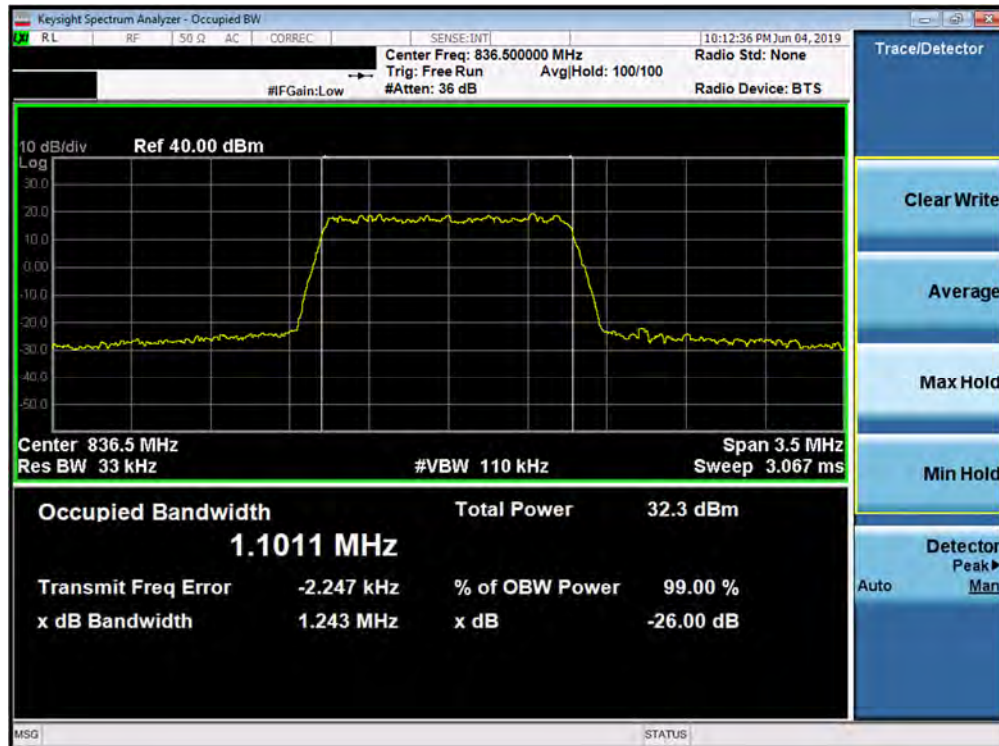
Plot 7-24. Occupied Bandwidth Plot (Band 13 - 10.0MHz 256-QAM - Full RB Configuration)

FCC ID: A3LSMN976V			MEASUREMENT REPORT (CERTIFICATION)		Approved by: Quality Manager
Test Report S/N: 1M1905130071-03.A3L	Test Dates: 05/14 - 06/28/2019	EUT Type: Portable Handset		Page 30 of 259	

## Band 26/5

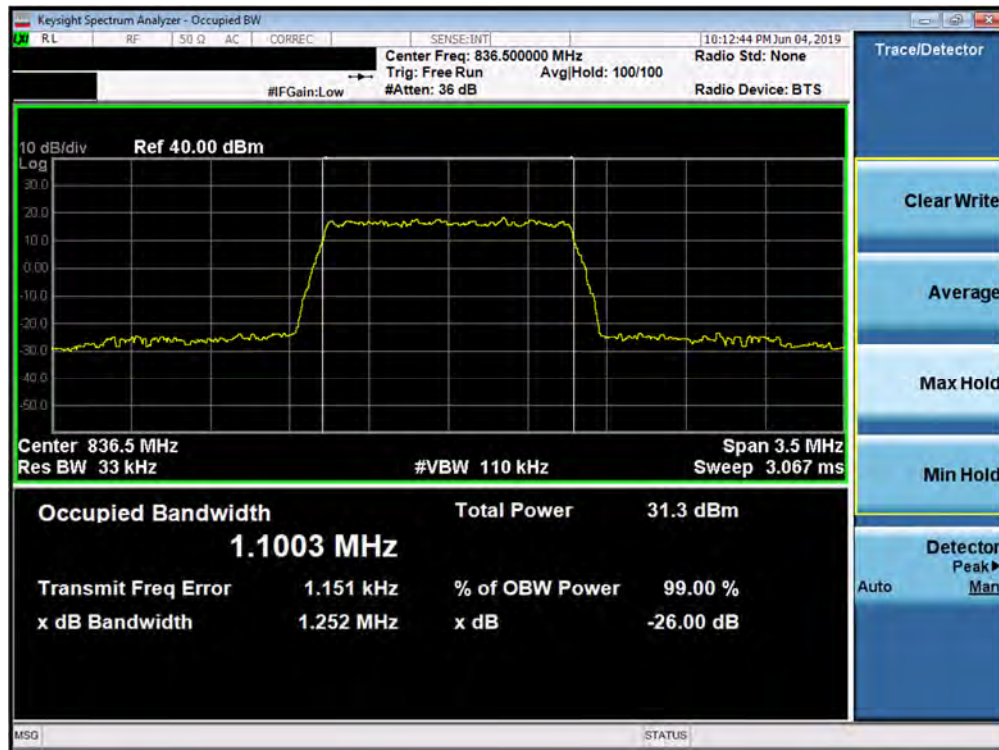


Plot 7-25. Occupied Bandwidth Plot (Band 26/5 - 1.4MHz QPSK - Full RB Configuration)

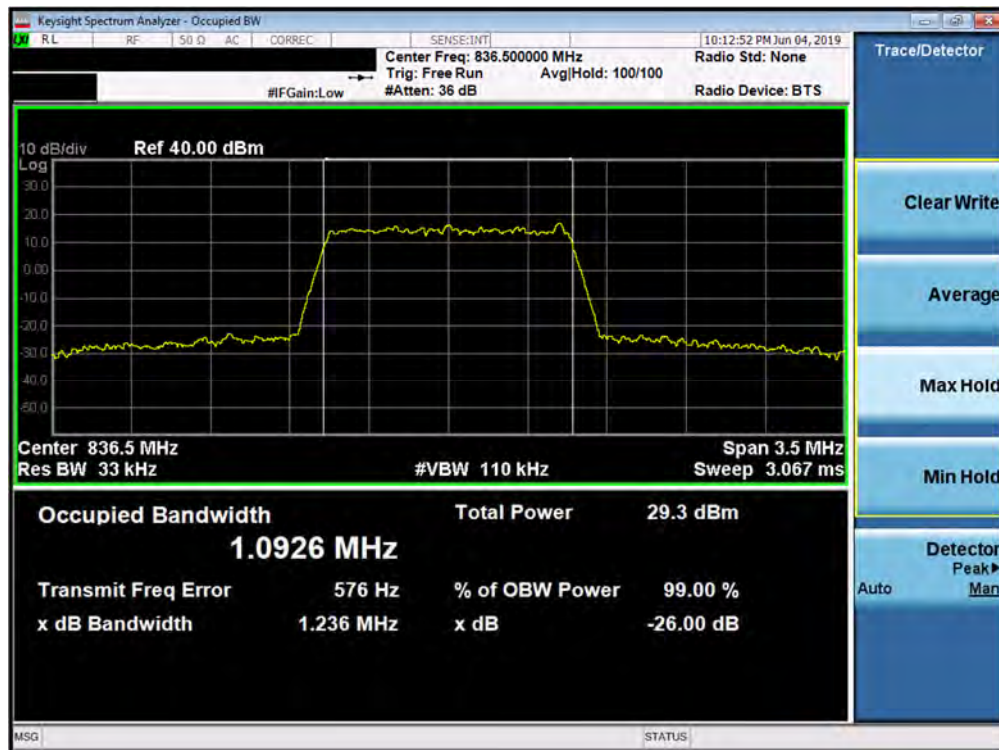


Plot 7-26. Occupied Bandwidth Plot (Band 26/5 - 1.4MHz 16-QAM - Full RB Configuration)

FCC ID: A3LSMN976V	<b>PCTEST</b> ENGINEERING LABORATORY, INC.	MEASUREMENT REPORT (CERTIFICATION)	<b>SAMSUNG</b>	Approved by: Quality Manager
Test Report S/N: 1M1905130071-03.A3L	Test Dates: 05/14 - 06/28/2019	EUT Type: Portable Handset		Page 31 of 259



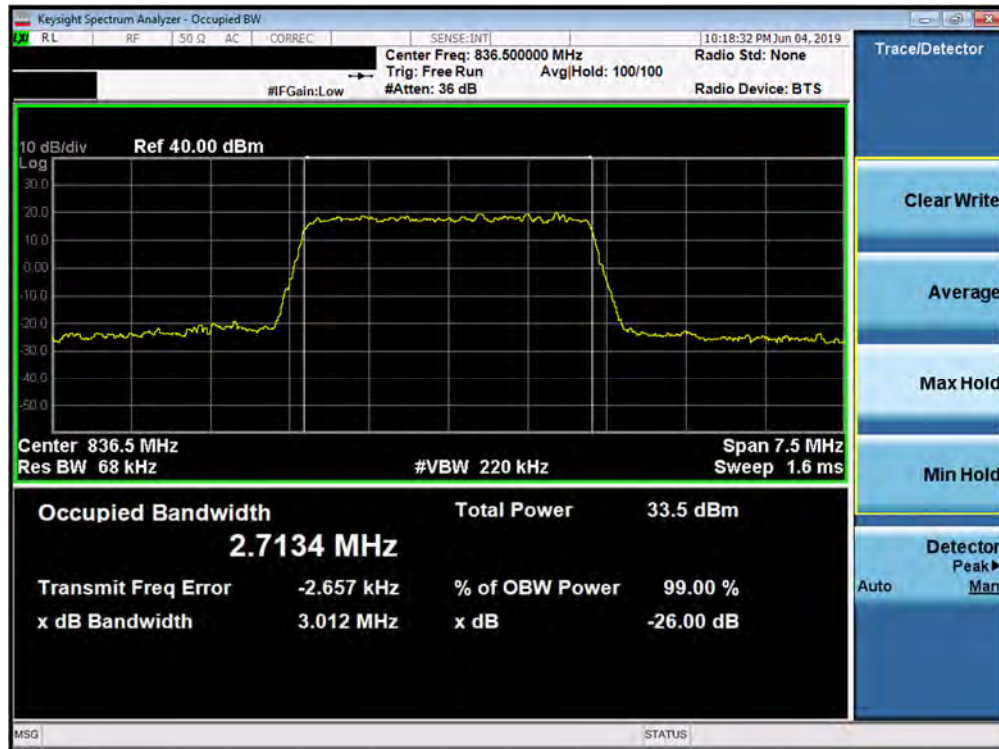
Plot 7-27. Occupied Bandwidth Plot (Band 26/5 - 1.4MHz 64-QAM - Full RB Configuration)



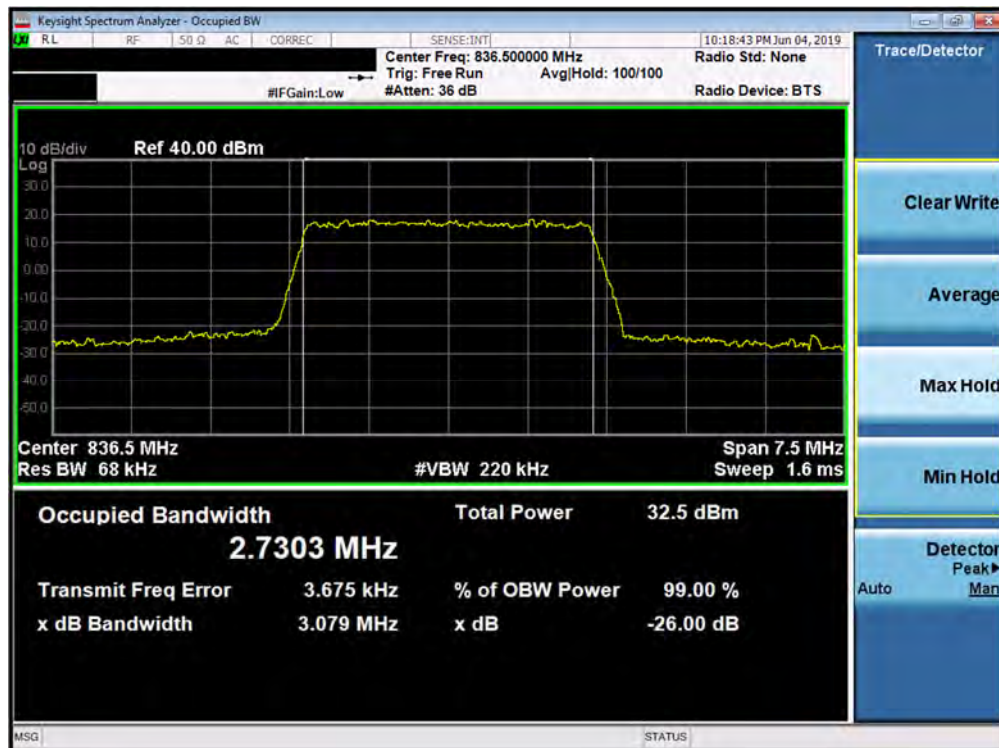
Plot 7-28. Occupied Bandwidth Plot (Band 26/5 - 1.4MHz 256-QAM - Full RB Configuration)

FCC ID: A3LSMN976V	<b>PCTEST</b> ENGINEERING LABORATORY, INC.	MEASUREMENT REPORT (CERTIFICATION)	<b>SAMSUNG</b>	Approved by: Quality Manager
Test Report S/N: 1M1905130071-03.A3L	Test Dates: 05/14 - 06/28/2019	EUT Type: Portable Handset		Page 32 of 259



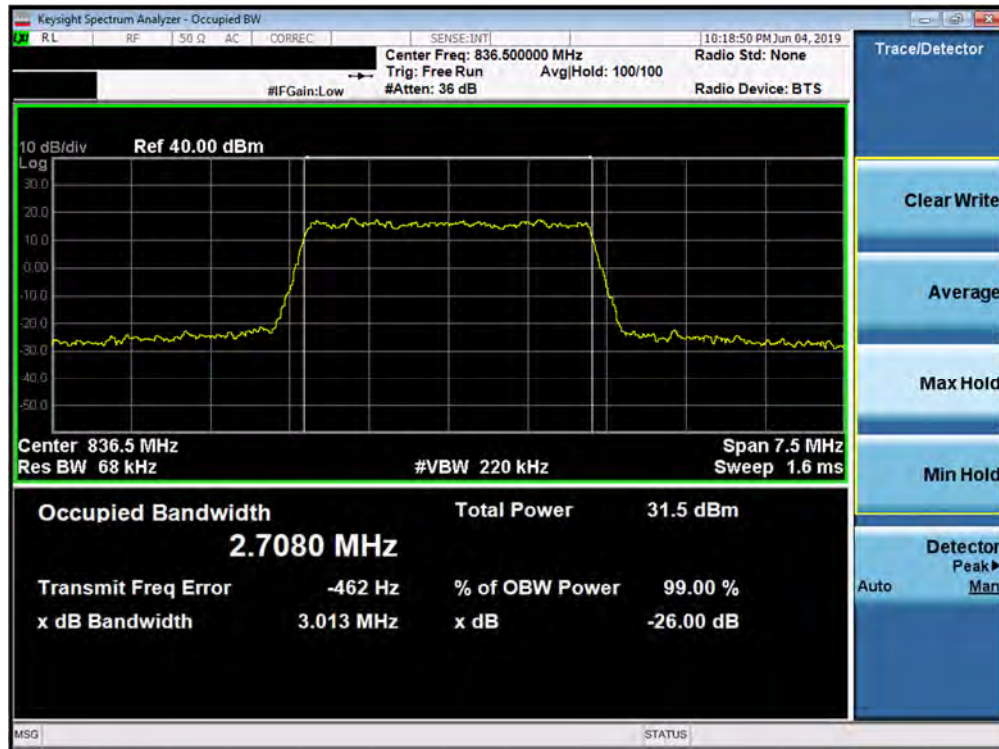


Plot 7-29. Occupied Bandwidth Plot (Band 26/5 - 3.0MHz QPSK - Full RB Configuration)

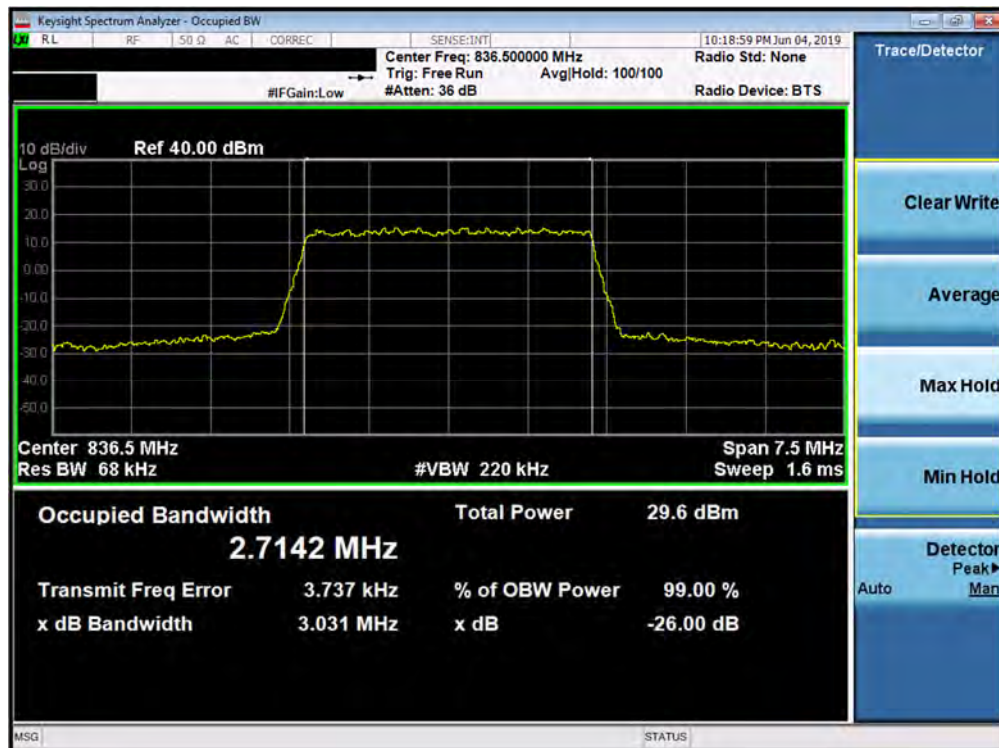


Plot 7-30. Occupied Bandwidth Plot (Band 26/5 - 3.0MHz 16-QAM - Full RB Configuration)

FCC ID: A3LSMN976V	<b>PCTEST</b> ENGINEERING LABORATORY, INC.	MEASUREMENT REPORT (CERTIFICATION)	<b>SAMSUNG</b>	Approved by: Quality Manager
Test Report S/N: 1M1905130071-03.A3L	Test Dates: 05/14 - 06/28/2019	EUT Type: Portable Handset		Page 33 of 259

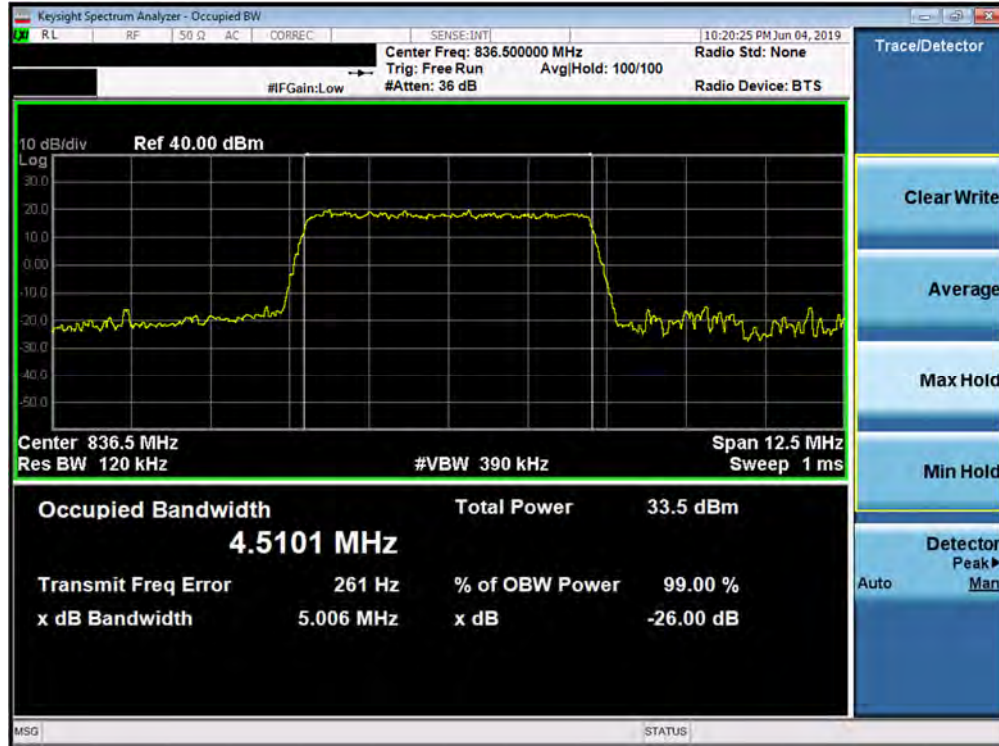


Plot 7-31. Occupied Bandwidth Plot (Band 26/5 - 3.0MHz 64-QAM - Full RB Configuration)

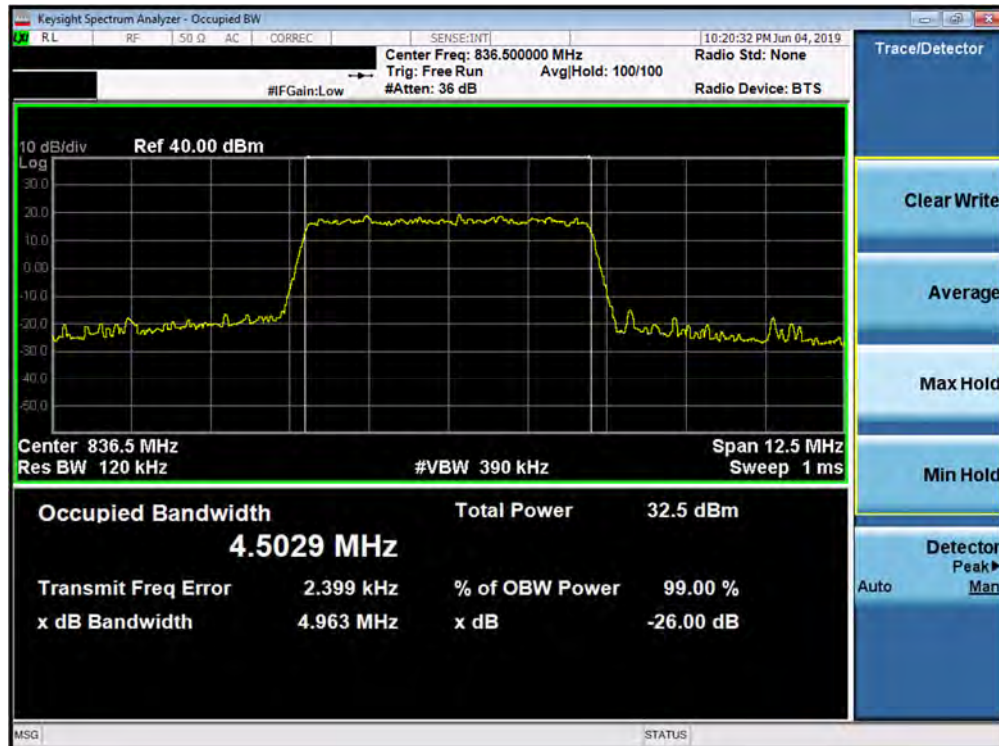


Plot 7-32. Occupied Bandwidth Plot (Band 26/5 - 3.0MHz 256-QAM - Full RB Configuration)

FCC ID: A3LSMN976V	<b>PCTEST</b> ENGINEERING LABORATORY, INC.	<b>MEASUREMENT REPORT (CERTIFICATION)</b>	<b>SAMSUNG</b>	Approved by: Quality Manager
Test Report S/N: 1M1905130071-03.A3L	Test Dates: 05/14 - 06/28/2019	EUT Type: Portable Handset		Page 34 of 259



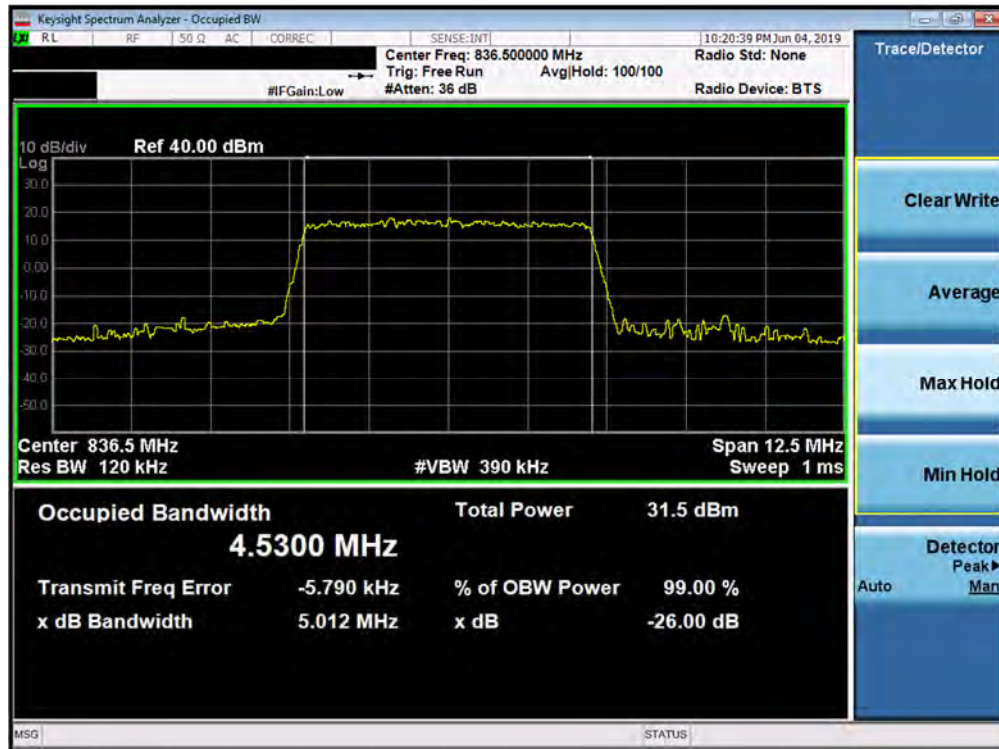
Plot 7-33. Occupied Bandwidth Plot (Band 26/5 - 5.0MHz QPSK - Full RB Configuration)



Plot 7-34. Occupied Bandwidth Plot (Band 26/5 - 5.0MHz 16-QAM - Full RB Configuration)

FCC ID: A3LSMN976V	<b>PCTEST</b> ENGINEERING LABORATORY, INC.	<b>MEASUREMENT REPORT (CERTIFICATION)</b>	<b>SAMSUNG</b>	Approved by: Quality Manager
Test Report S/N: 1M1905130071-03.A3L	Test Dates: 05/14 - 06/28/2019	EUT Type: Portable Handset		Page 35 of 259



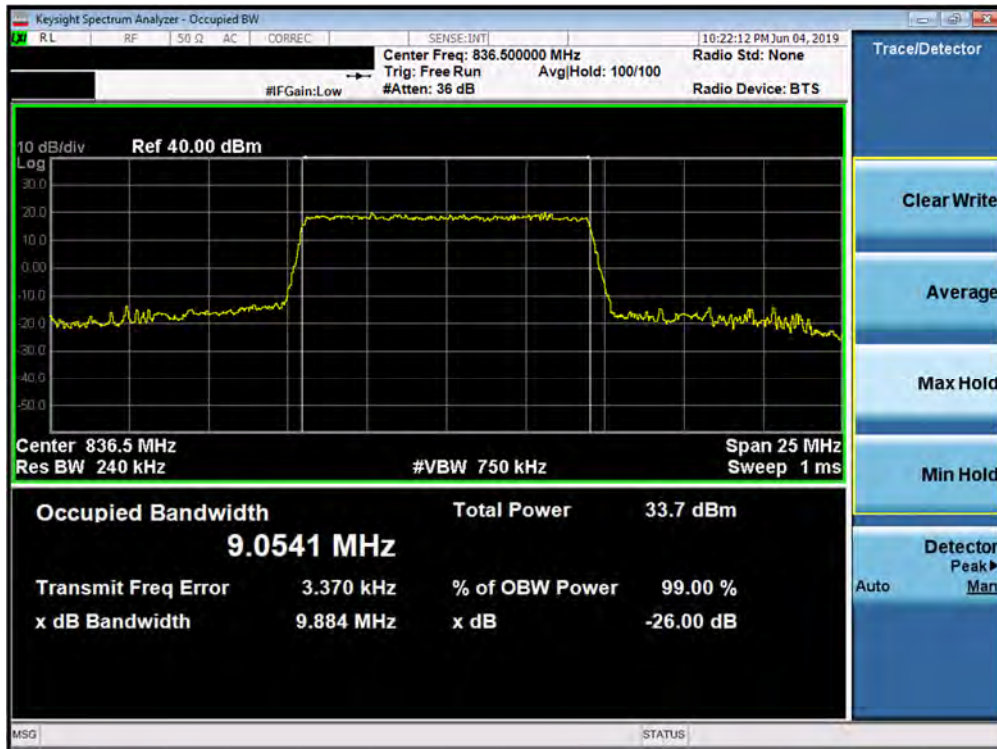


Plot 7-35. Occupied Bandwidth Plot (Band 26/5 - 5.0MHz 64-QAM - Full RB Configuration)



Plot 7-36. Occupied Bandwidth Plot (Band 26/5 - 5.0MHz 256-QAM - Full RB Configuration)

FCC ID: A3LSMN976V	<b>PCTEST</b> ENGINEERING LABORATORY, INC.	MEASUREMENT REPORT (CERTIFICATION)	<b>SAMSUNG</b>	Approved by: Quality Manager
Test Report S/N: 1M1905130071-03.A3L	Test Dates: 05/14 - 06/28/2019	EUT Type: Portable Handset		Page 36 of 259



Plot 7-37. Occupied Bandwidth Plot (Band 26/5 - 10.0MHz QPSK - Full RB Configuration)

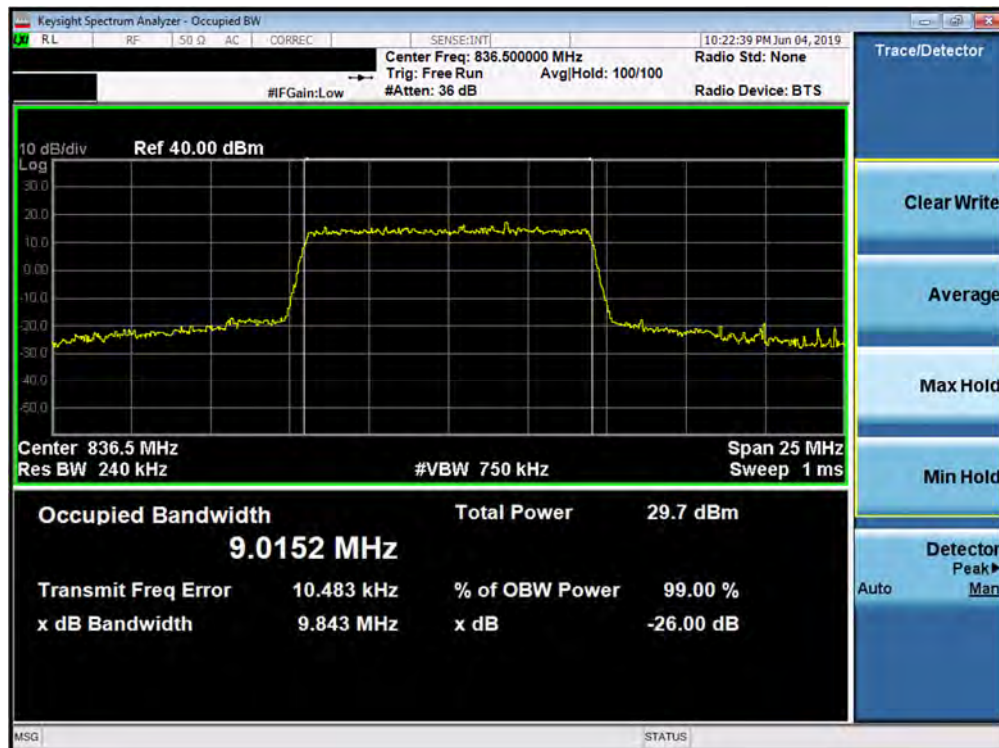


Plot 7-38. Occupied Bandwidth Plot (Band 26/5 - 10.0MHz 16-QAM - Full RB Configuration)

FCC ID: A3LSMN976V	<b>PCTEST</b> ENGINEERING LABORATORY, INC.	MEASUREMENT REPORT (CERTIFICATION)	<b>SAMSUNG</b>	Approved by: Quality Manager
Test Report S/N: 1M1905130071-03.A3L	Test Dates: 05/14 - 06/28/2019	EUT Type: Portable Handset		Page 37 of 259



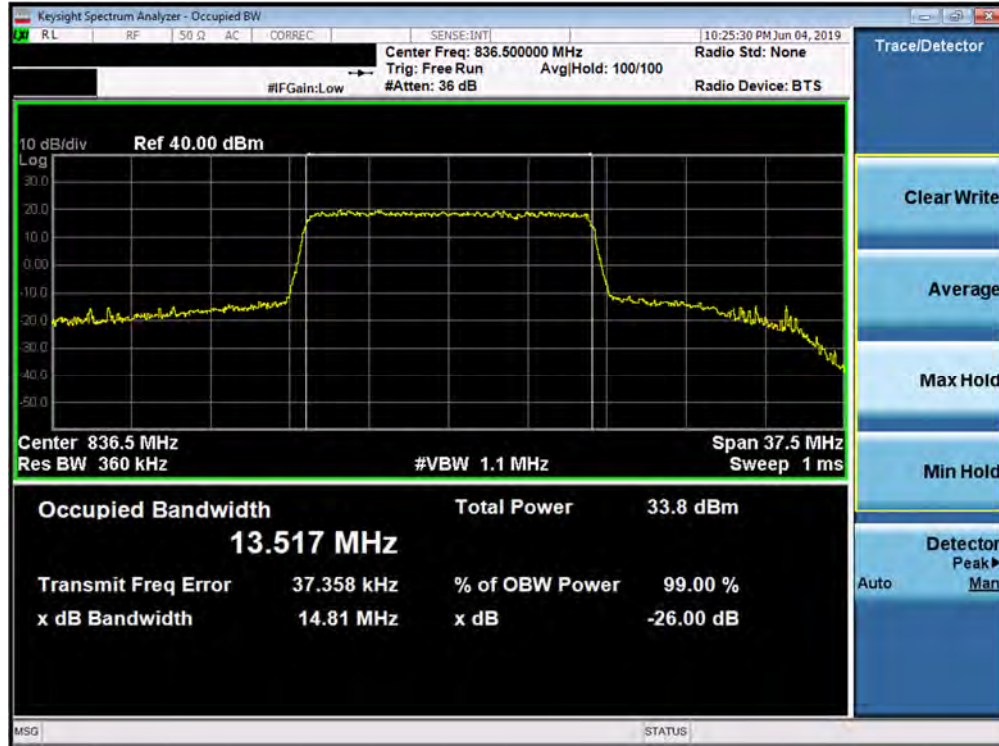
Plot 7-39. Occupied Bandwidth Plot (Band 26/5 - 10.0MHz 64-QAM - Full RB Configuration)



Plot 7-40. Occupied Bandwidth Plot (Band 26/5 - 10.0MHz 256-QAM - Full RB Configuration)

FCC ID: A3LSMN976V	<b>PCTEST</b> ENGINEERING LABORATORY, INC.	<b>MEASUREMENT REPORT (CERTIFICATION)</b>	<b>SAMSUNG</b>	Approved by: Quality Manager
Test Report S/N: 1M1905130071-03.A3L	Test Dates: 05/14 - 06/28/2019	EUT Type: Portable Handset		Page 38 of 259



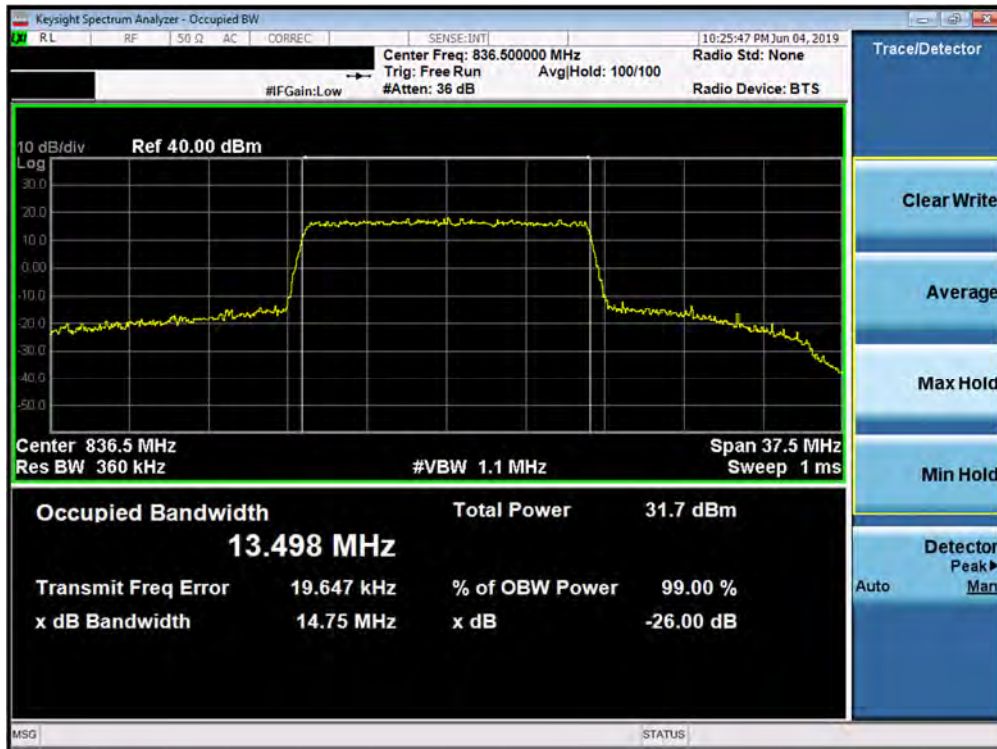


Plot 7-41. Occupied Bandwidth Plot (Band 26 - 15.0MHz QPSK - Full RB Configuration)

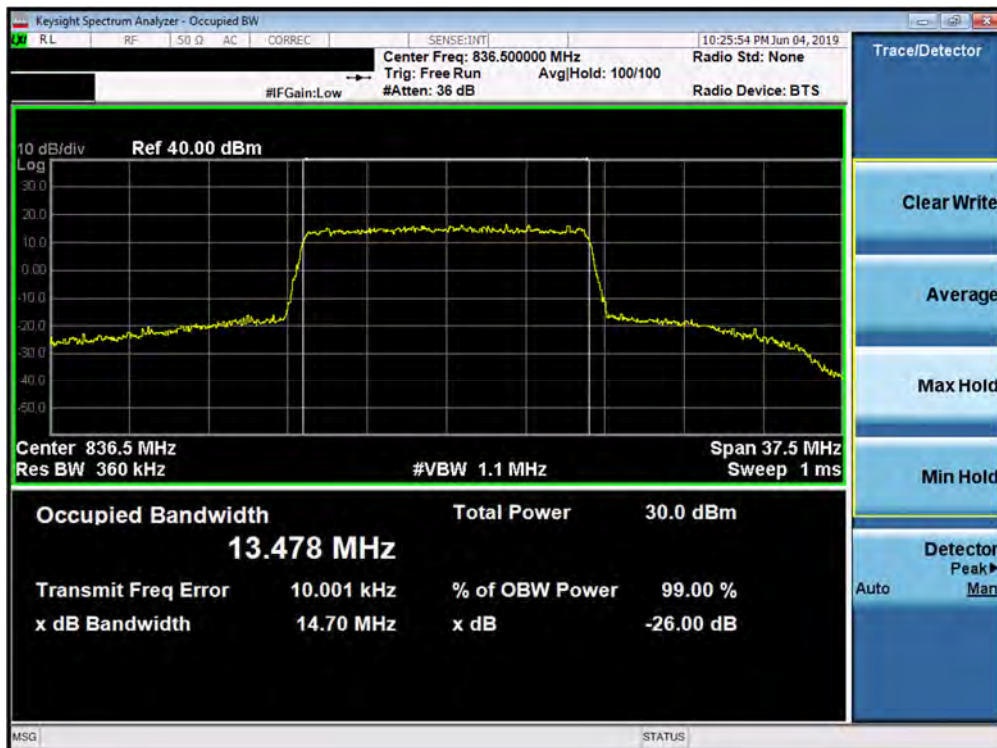


Plot 7-42. Occupied Bandwidth Plot (Band 26 - 15.0MHz 16-QAM - Full RB Configuration)

FCC ID: A3LSMN976V	<b>PCTEST</b> ENGINEERING LABORATORY, INC.	<b>MEASUREMENT REPORT (CERTIFICATION)</b>	<b>SAMSUNG</b>	Approved by: Quality Manager
Test Report S/N: 1M1905130071-03.A3L	Test Dates: 05/14 - 06/28/2019	EUT Type: Portable Handset		Page 39 of 259



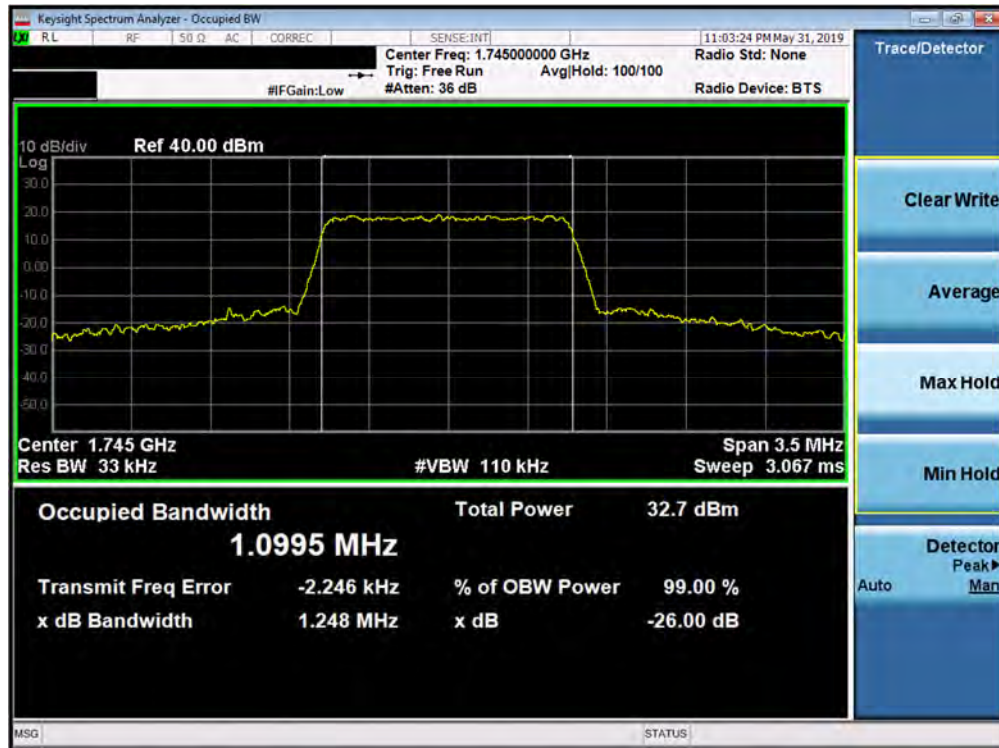
Plot 7-43. Occupied Bandwidth Plot (Band 26 - 15.0MHz 64-QAM - Full RB Configuration)



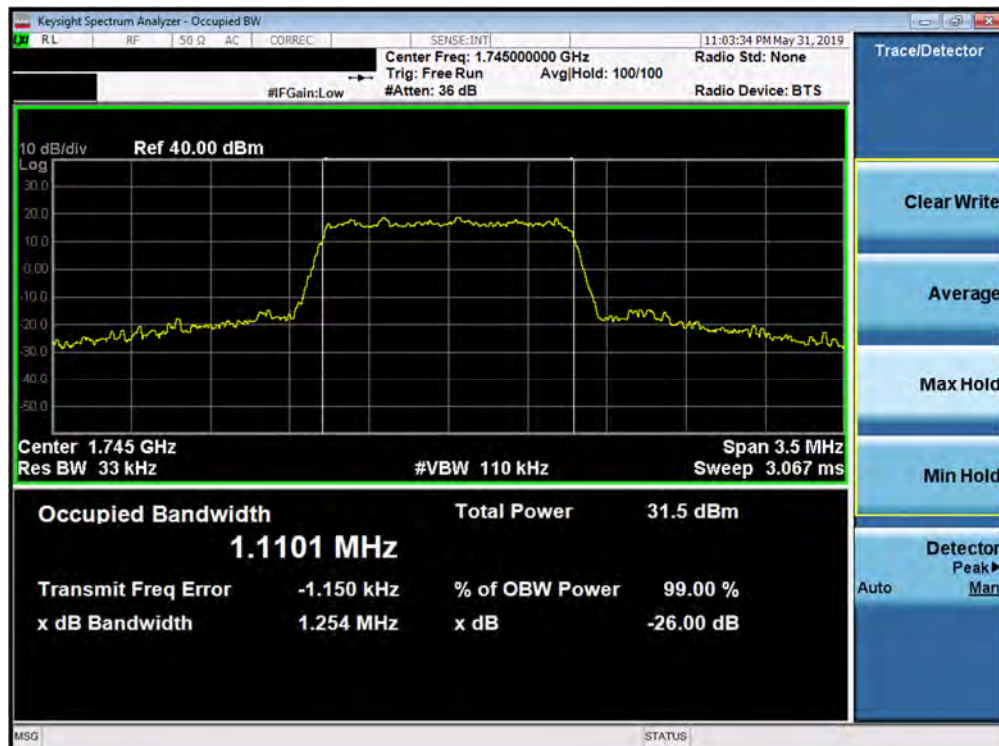
Plot 7-44. Occupied Bandwidth Plot (Band 26 - 15.0MHz 256-QAM - Full RB Configuration)

FCC ID: A3LSMN976V	<b>PCTEST</b> ENGINEERING LABORATORY, INC.	<b>MEASUREMENT REPORT (CERTIFICATION)</b>	<b>SAMSUNG</b>	Approved by: Quality Manager
Test Report S/N: 1M1905130071-03.A3L	Test Dates: 05/14 - 06/28/2019	EUT Type: Portable Handset		Page 40 of 259

## Band 66/4



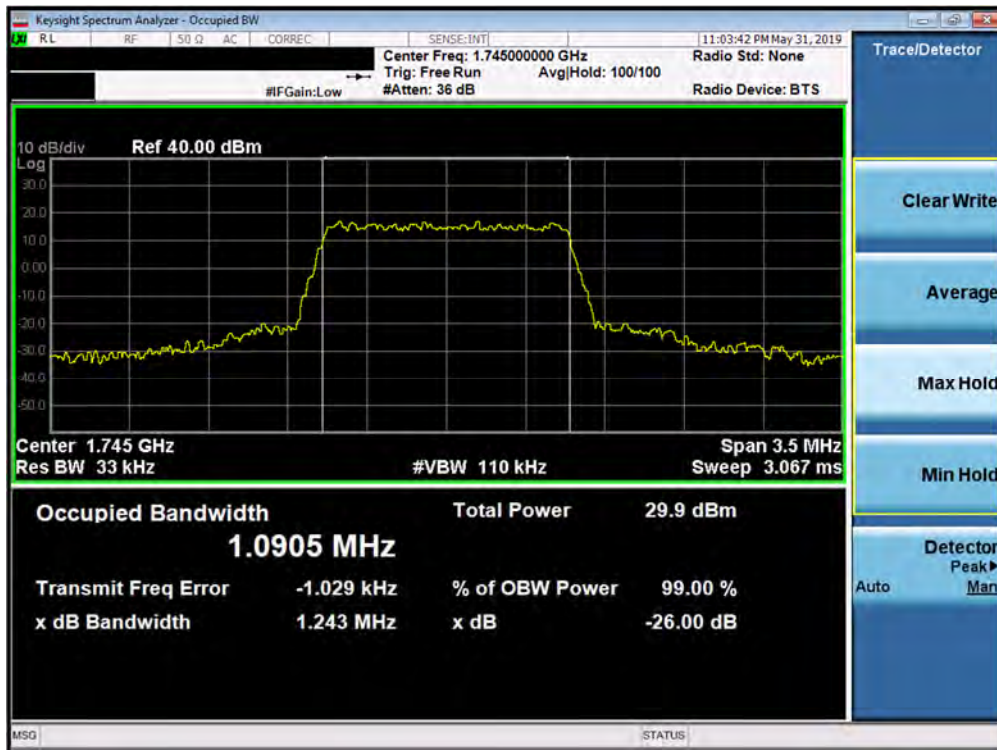
Plot 7-45. Occupied Bandwidth Plot (Band 66/4 - 1.4MHz QPSK - Full RB Configuration)



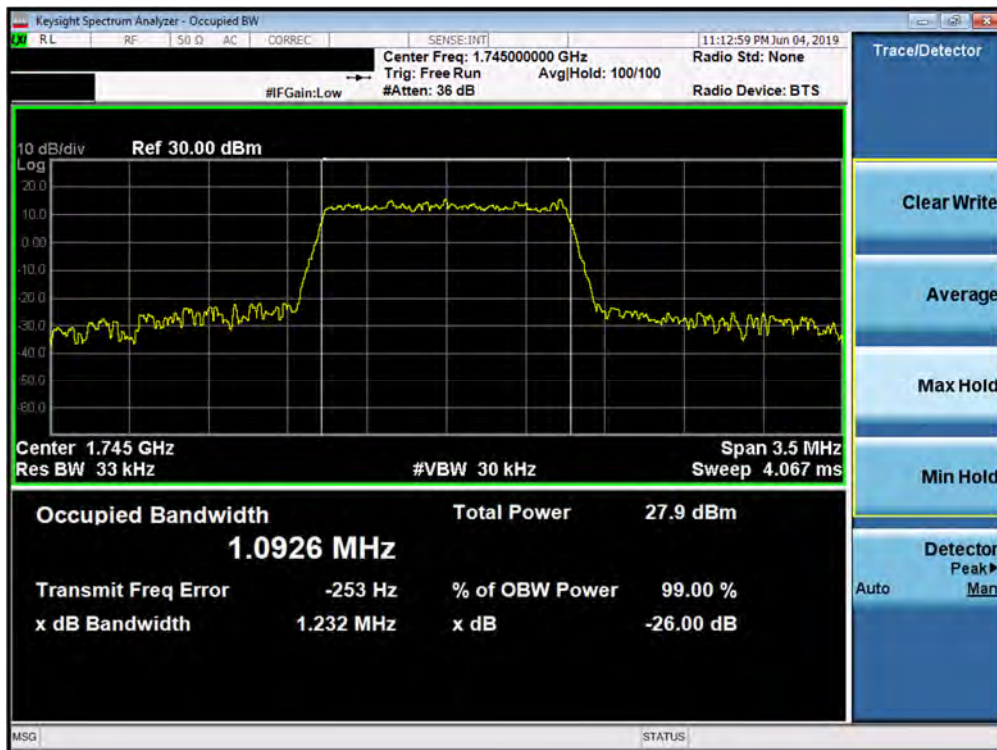
Plot 7-46. Occupied Bandwidth Plot (Band 66/4 - 1.4MHz 16-QAM - Full RB Configuration)

FCC ID: A3LSMN976V	<b>PCTEST</b> ENGINEERING LABORATORY, INC.	MEASUREMENT REPORT (CERTIFICATION)	<b>SAMSUNG</b>	Approved by: Quality Manager
Test Report S/N: 1M1905130071-03.A3L	Test Dates: 05/14 - 06/28/2019	EUT Type: Portable Handset		Page 41 of 259



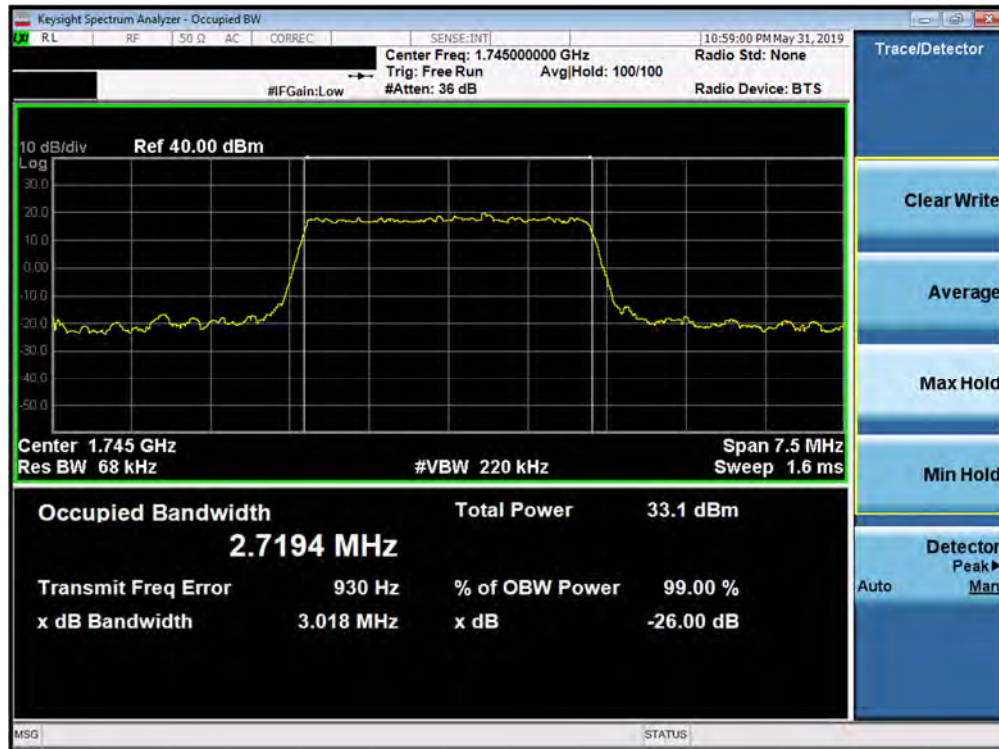


Plot 7-47. Occupied Bandwidth Plot (Band 66/4 - 1.4MHz 64-QAM - Full RB Configuration)

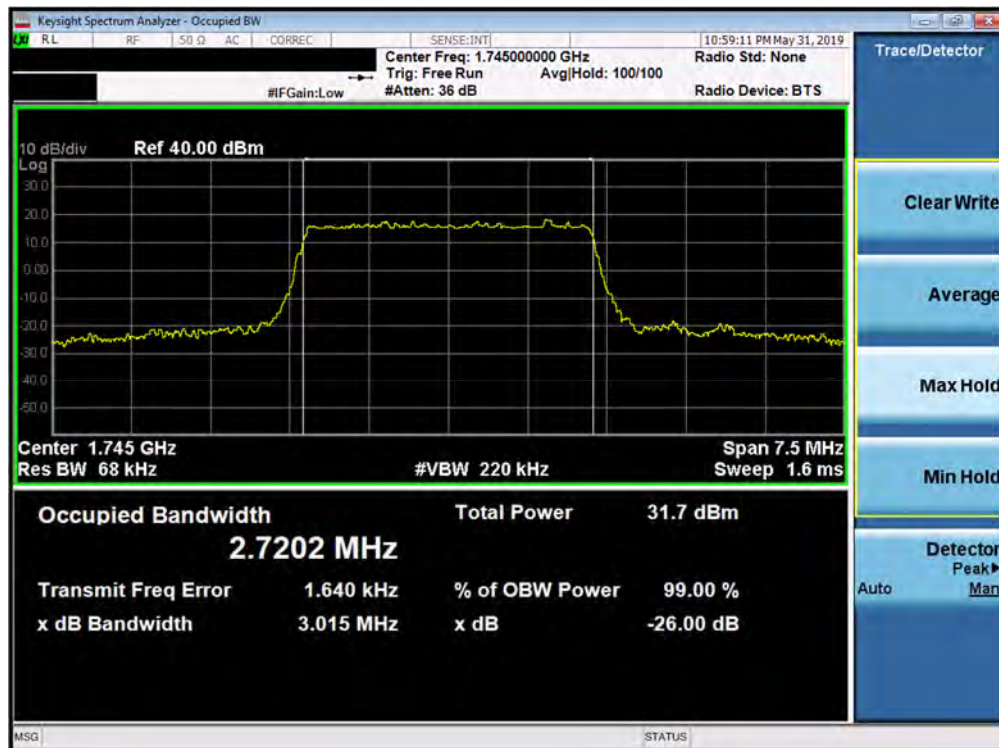


Plot 7-48. Occupied Bandwidth Plot (Band 66/4 - 1.4MHz 256-QAM - Full RB Configuration)

FCC ID: A3LSMN976V	<b>PCTEST</b> ENGINEERING LABORATORY, INC.	MEASUREMENT REPORT (CERTIFICATION)	<b>SAMSUNG</b>	Approved by: Quality Manager
Test Report S/N: 1M1905130071-03.A3L	Test Dates: 05/14 - 06/28/2019	EUT Type: Portable Handset		Page 42 of 259



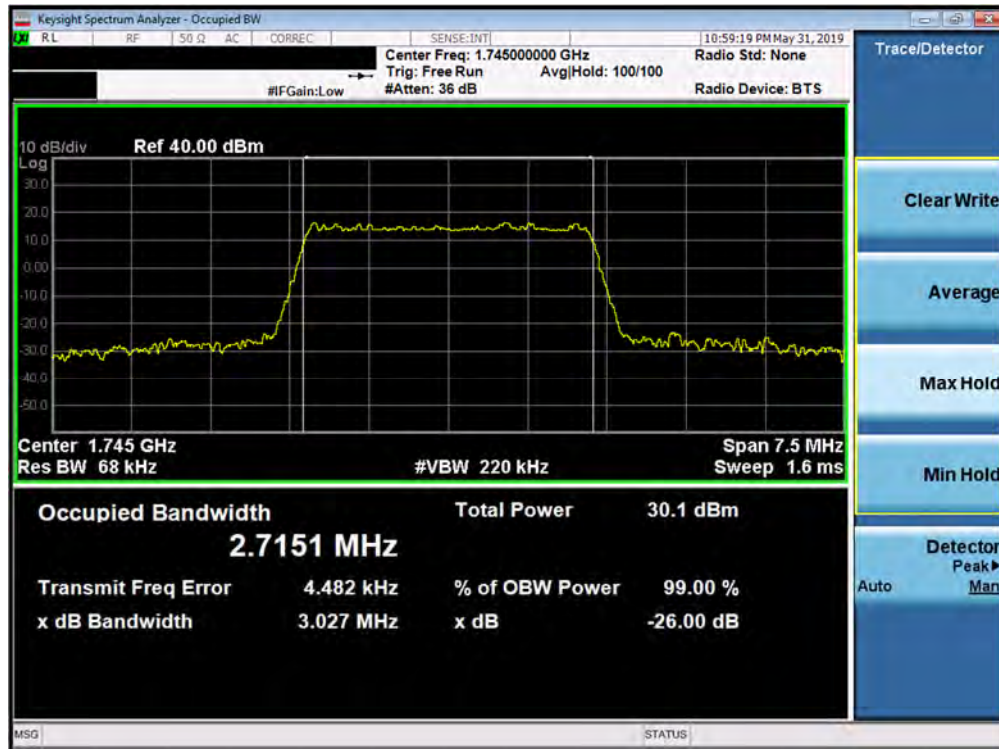
Plot 7-49. Occupied Bandwidth Plot (Band 66/4 - 3.0MHz QPSK - Full RB Configuration)



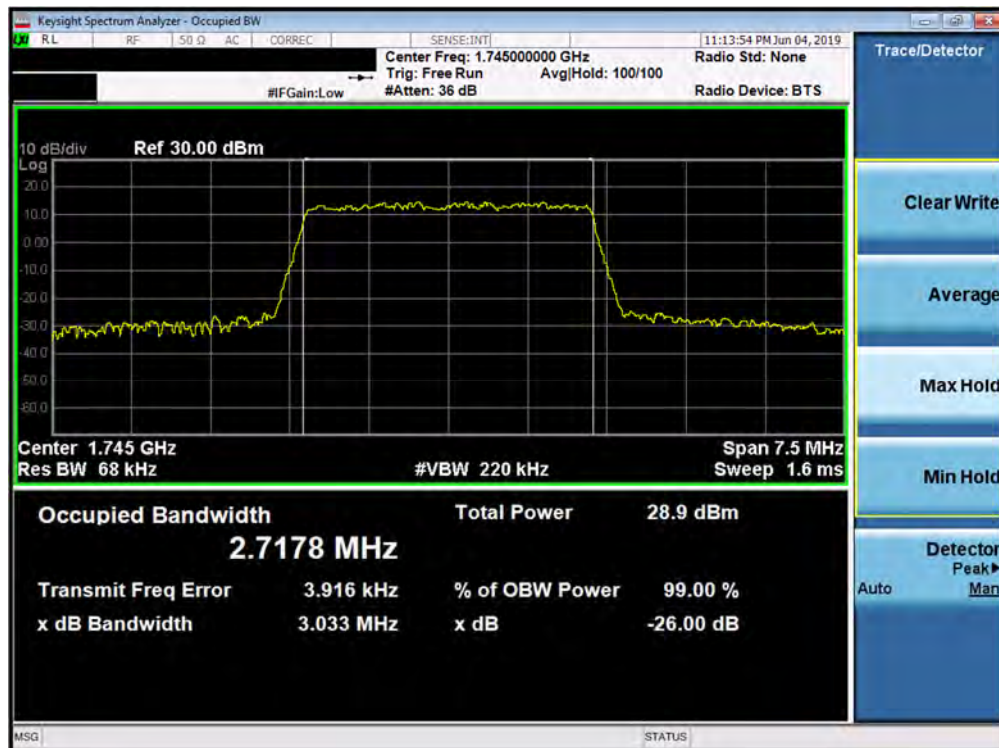
Plot 7-50. Occupied Bandwidth Plot (Band 66/4 - 3.0MHz 16-QAM - Full RB Configuration)

FCC ID: A3LSMN976V	<b>PCTEST</b> ENGINEERING LABORATORY, INC.	MEASUREMENT REPORT (CERTIFICATION)	<b>SAMSUNG</b>	Approved by: Quality Manager
Test Report S/N: 1M1905130071-03.A3L	Test Dates: 05/14 - 06/28/2019	EUT Type: Portable Handset		Page 43 of 259



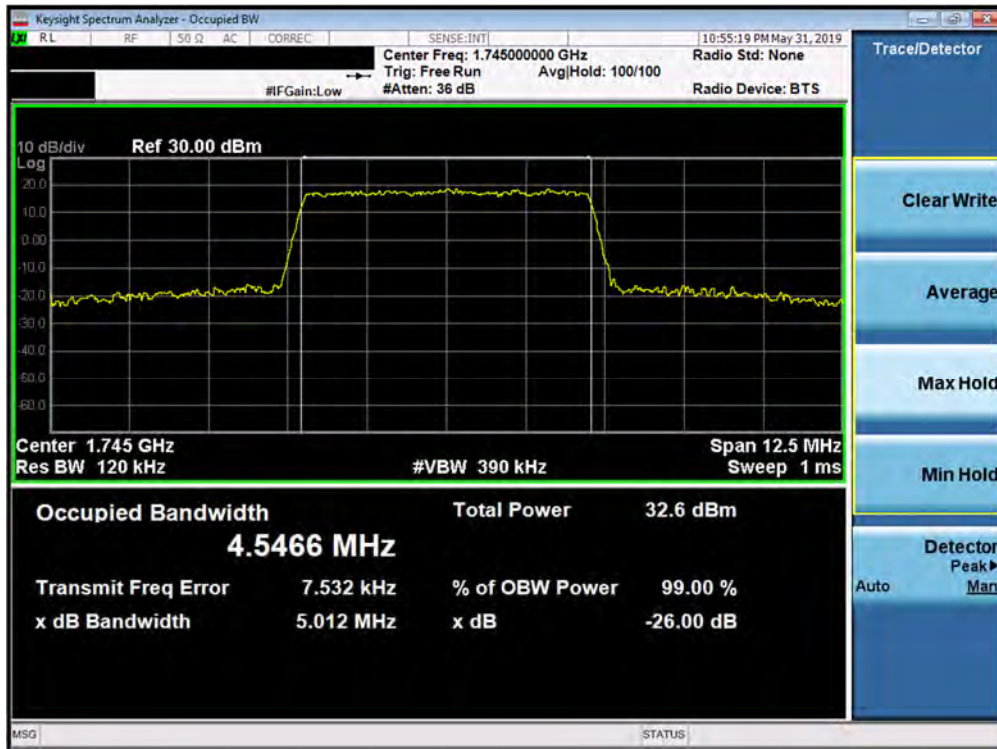


Plot 7-51. Occupied Bandwidth Plot (Band 66/4 - 3.0MHz 64-QAM - Full RB Configuration)



Plot 7-52. Occupied Bandwidth Plot (Band 66/4 - 3.0MHz 256-QAM - Full RB Configuration)

FCC ID: A3LSMN976V	<b>PCTEST</b> ENGINEERING LABORATORY, INC.	<b>MEASUREMENT REPORT (CERTIFICATION)</b>	<b>SAMSUNG</b>	Approved by: Quality Manager
Test Report S/N: 1M1905130071-03.A3L	Test Dates: 05/14 - 06/28/2019	EUT Type: Portable Handset		Page 44 of 259



Plot 7-53. Occupied Bandwidth Plot (Band 66/4 - 5.0MHz QPSK - Full RB Configuration)



Plot 7-54. Occupied Bandwidth Plot (Band 66/4 - 5.0MHz 16-QAM - Full RB Configuration)

FCC ID: A3LSMN976V	<b>PCTEST</b> ENGINEERING LABORATORY, INC.	MEASUREMENT REPORT (CERTIFICATION)	<b>SAMSUNG</b>	Approved by: Quality Manager
Test Report S/N: 1M1905130071-03.A3L	Test Dates: 05/14 - 06/28/2019	EUT Type: Portable Handset		Page 45 of 259



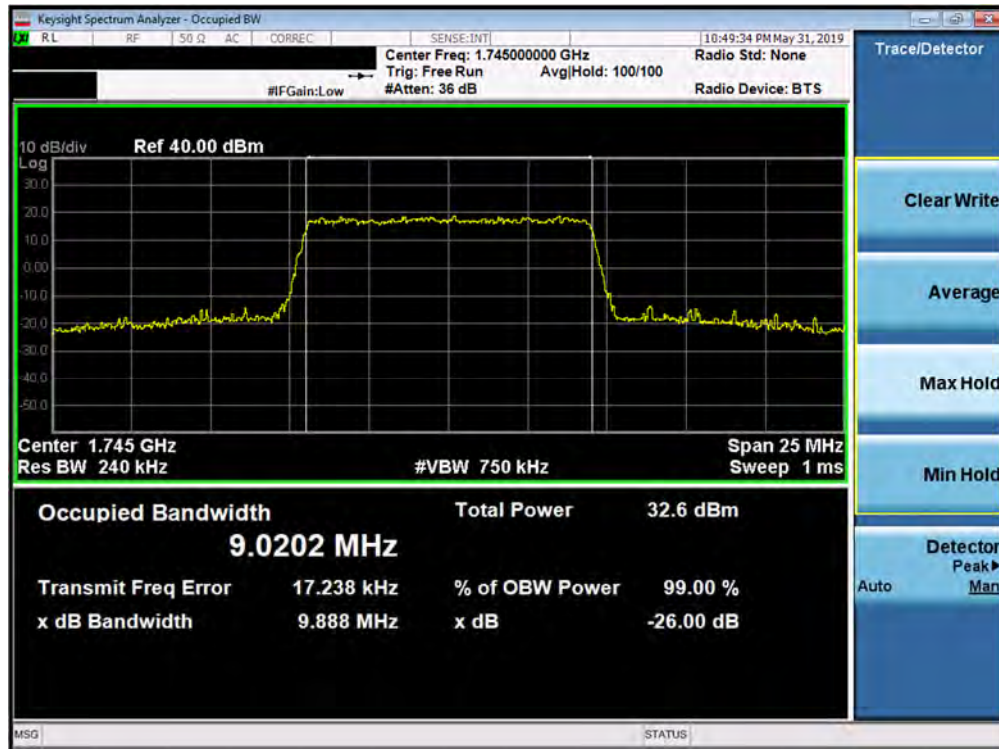
Plot 7-55. Occupied Bandwidth Plot (Band 66/4 - 5.0MHz 64-QAM - Full RB Configuration)



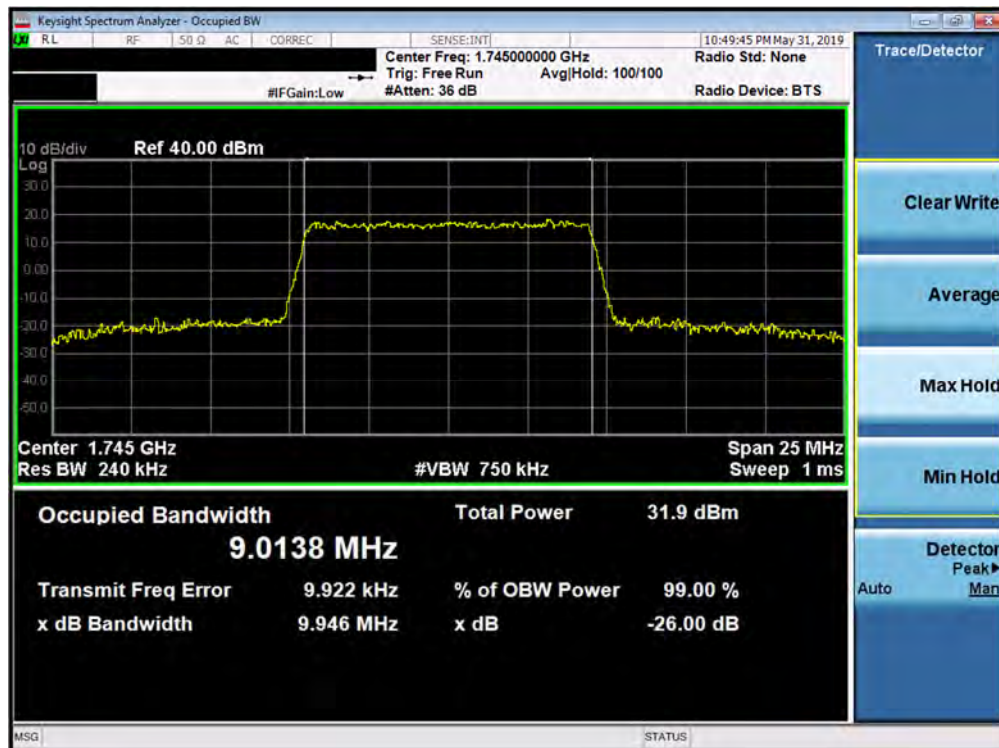
Plot 7-56. Occupied Bandwidth Plot (Band 66/4 - 5.0MHz 256-QAM - Full RB Configuration)

FCC ID: A3LSMN976V	<b>PCTEST</b> ENGINEERING LABORATORY, INC.	MEASUREMENT REPORT (CERTIFICATION)	<b>SAMSUNG</b>	Approved by: Quality Manager
Test Report S/N: 1M1905130071-03.A3L	Test Dates: 05/14 - 06/28/2019	EUT Type: Portable Handset		Page 46 of 259



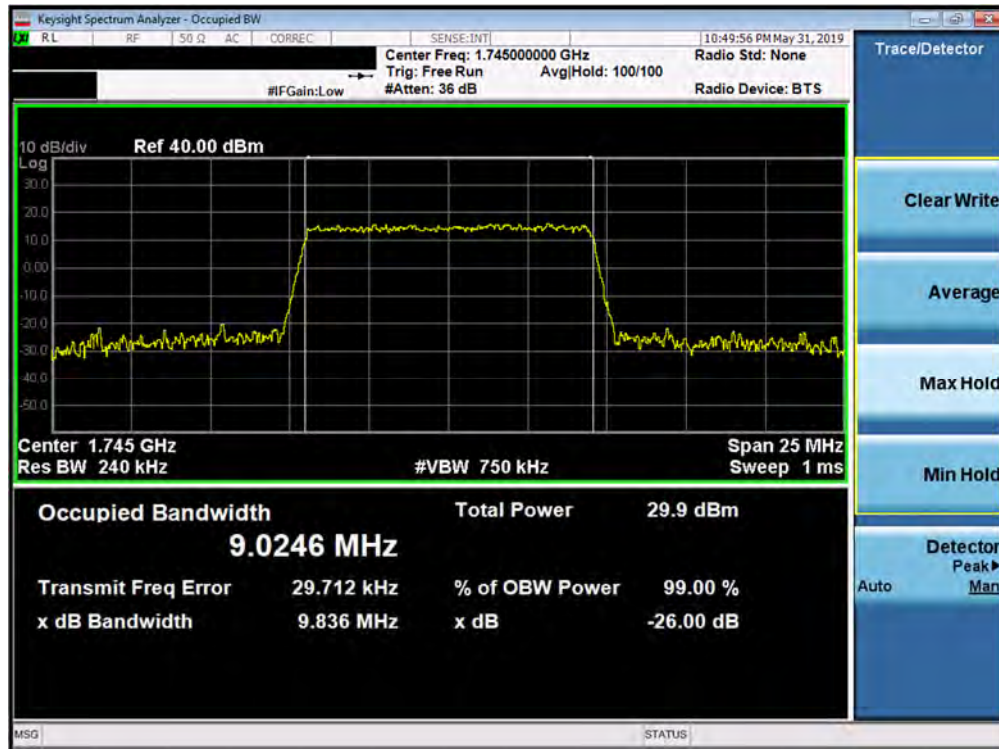


Plot 7-57. Occupied Bandwidth Plot (Band 66/4 - 10.0MHz QPSK - Full RB Configuration)

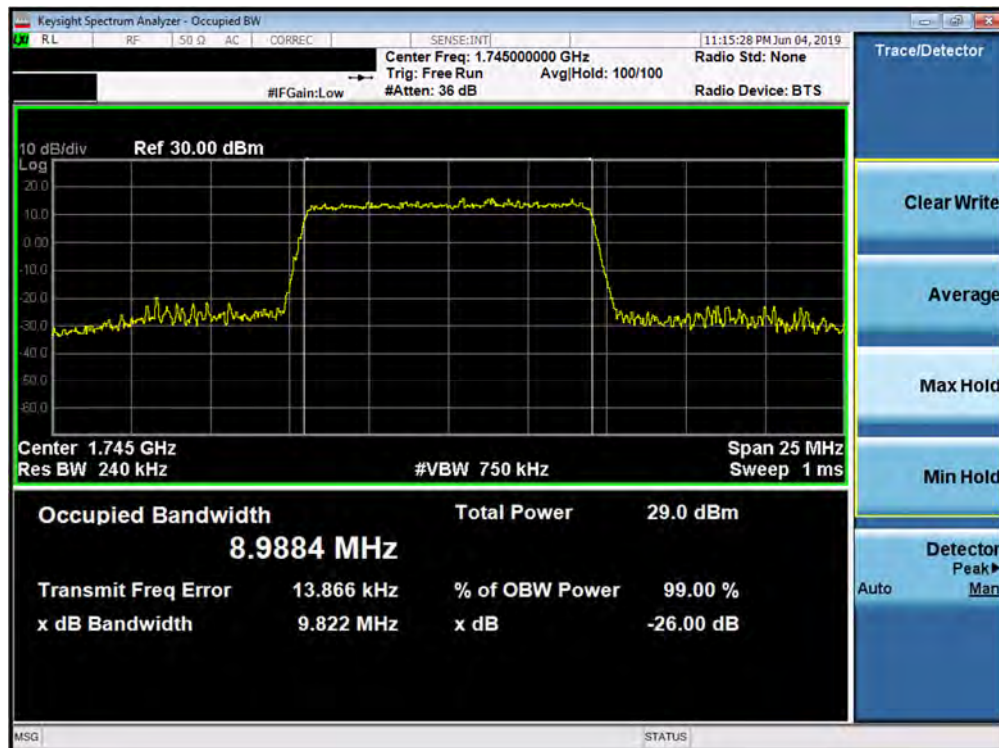


Plot 7-58. Occupied Bandwidth Plot (Band 66/4 - 10.0MHz 16-QAM - Full RB Configuration)

FCC ID: A3LSMN976V	<b>PCTEST</b> ENGINEERING LABORATORY, INC.	MEASUREMENT REPORT (CERTIFICATION)	<b>SAMSUNG</b>	Approved by: Quality Manager
Test Report S/N: 1M1905130071-03.A3L	Test Dates: 05/14 - 06/28/2019	EUT Type: Portable Handset		Page 47 of 259



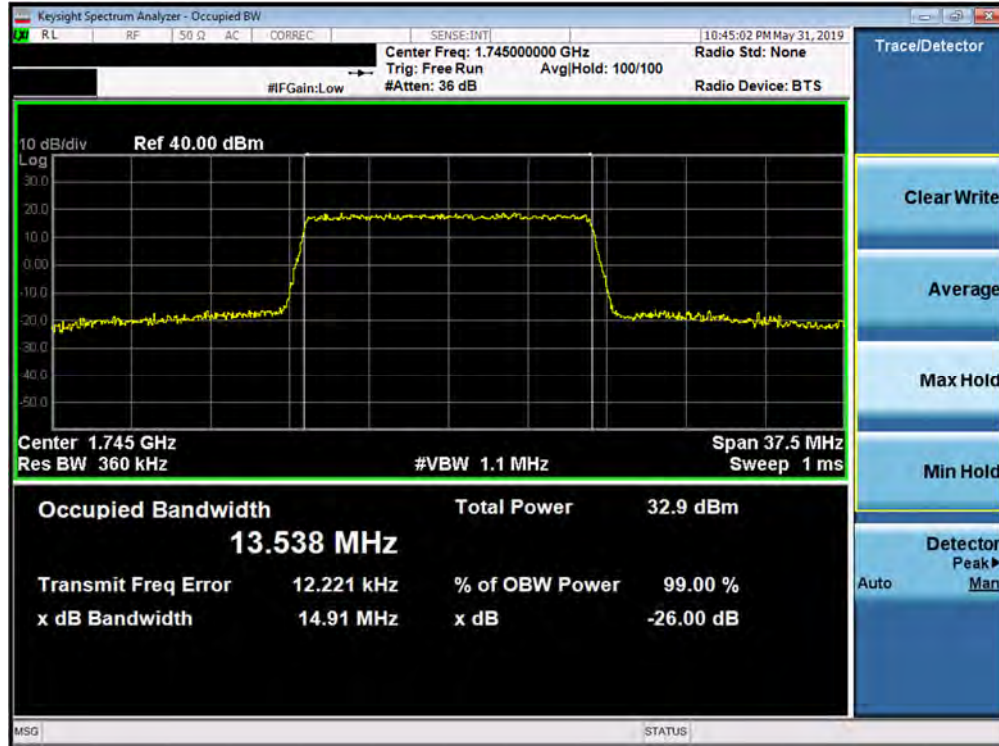
Plot 7-59. Occupied Bandwidth Plot (Band 66/4 - 10.0MHz 64-QAM - Full RB Configuration)



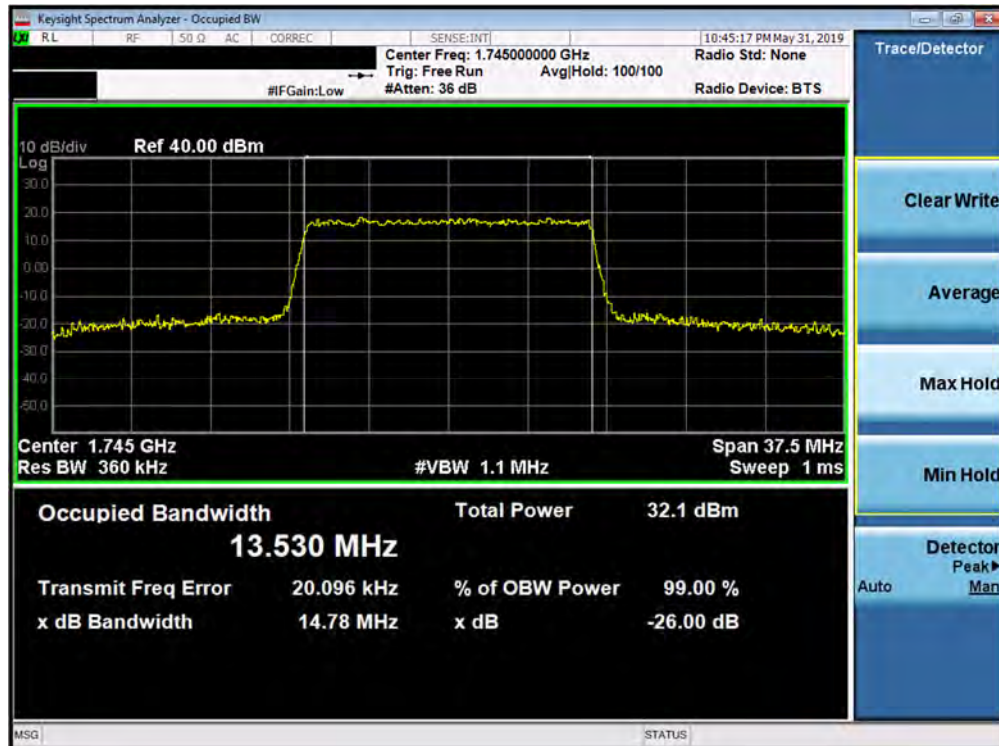
Plot 7-60. Occupied Bandwidth Plot (Band 66/4 - 10.0MHz 256-QAM - Full RB Configuration)

FCC ID: A3LSMN976V	<b>PCTEST</b> ENGINEERING LABORATORY, INC.	MEASUREMENT REPORT (CERTIFICATION)	<b>SAMSUNG</b>	Approved by: Quality Manager
Test Report S/N: 1M1905130071-03.A3L	Test Dates: 05/14 - 06/28/2019	EUT Type: Portable Handset		Page 48 of 259



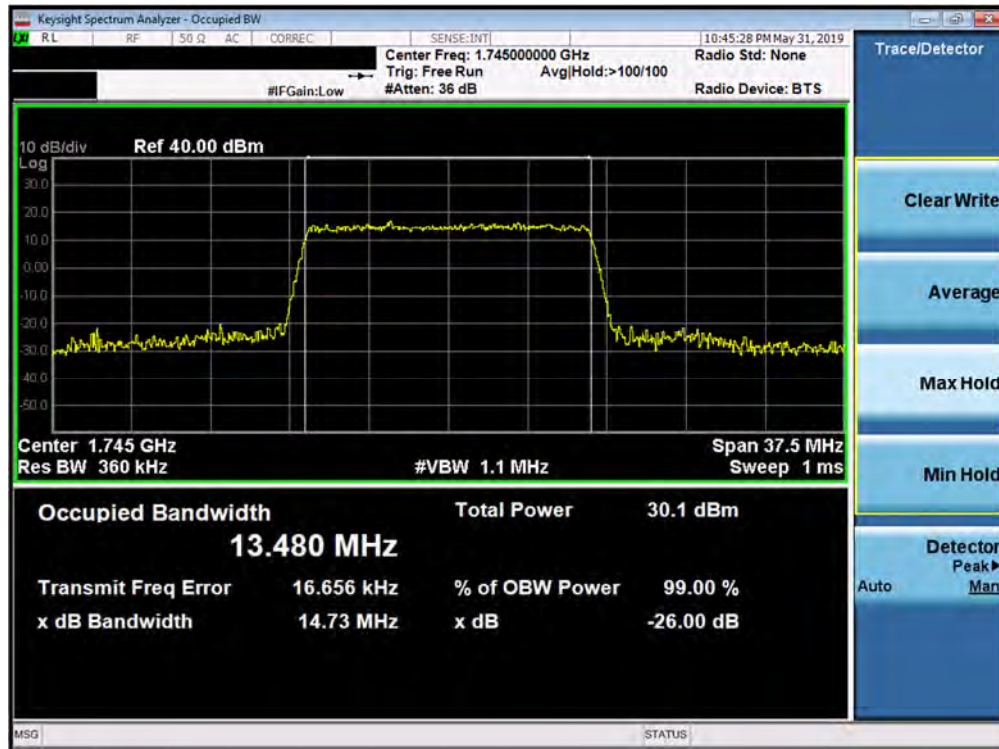


Plot 7-61. Occupied Bandwidth Plot (Band 66/4 - 15.0MHz QPSK - Full RB Configuration)

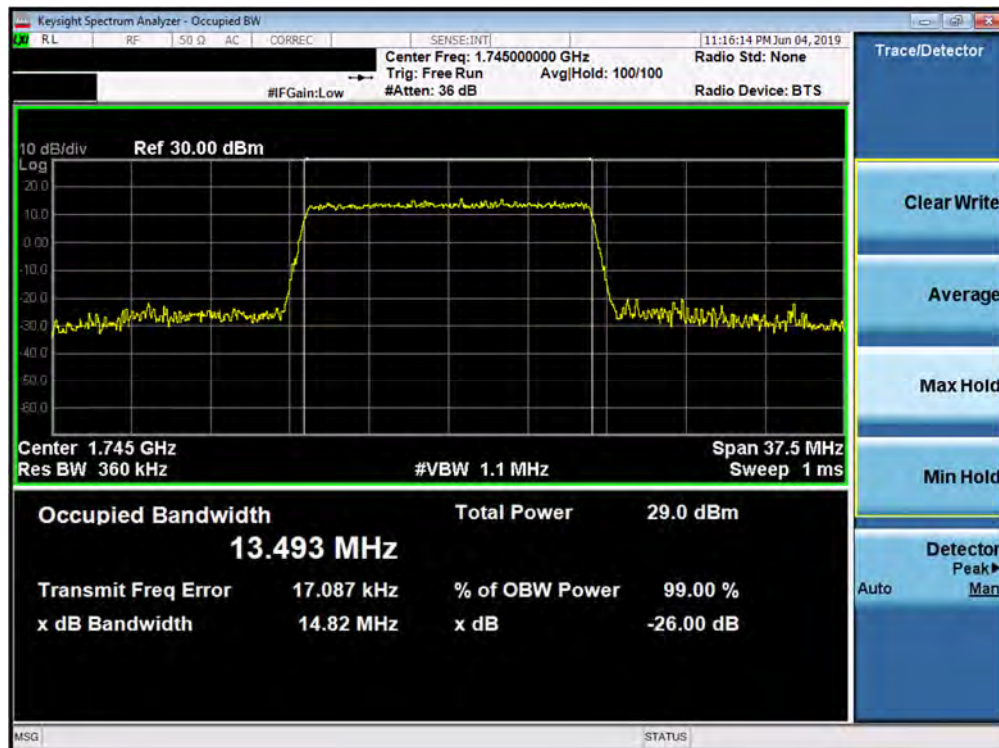


Plot 7-62. Occupied Bandwidth Plot (Band 66/4 - 15.0MHz 16-QAM - Full RB Configuration)

FCC ID: A3LSMN976V	<b>PCTEST</b> ENGINEERING LABORATORY, INC.	MEASUREMENT REPORT (CERTIFICATION)	<b>SAMSUNG</b>	Approved by: Quality Manager
Test Report S/N: 1M1905130071-03.A3L	Test Dates: 05/14 - 06/28/2019	EUT Type: Portable Handset		Page 49 of 259

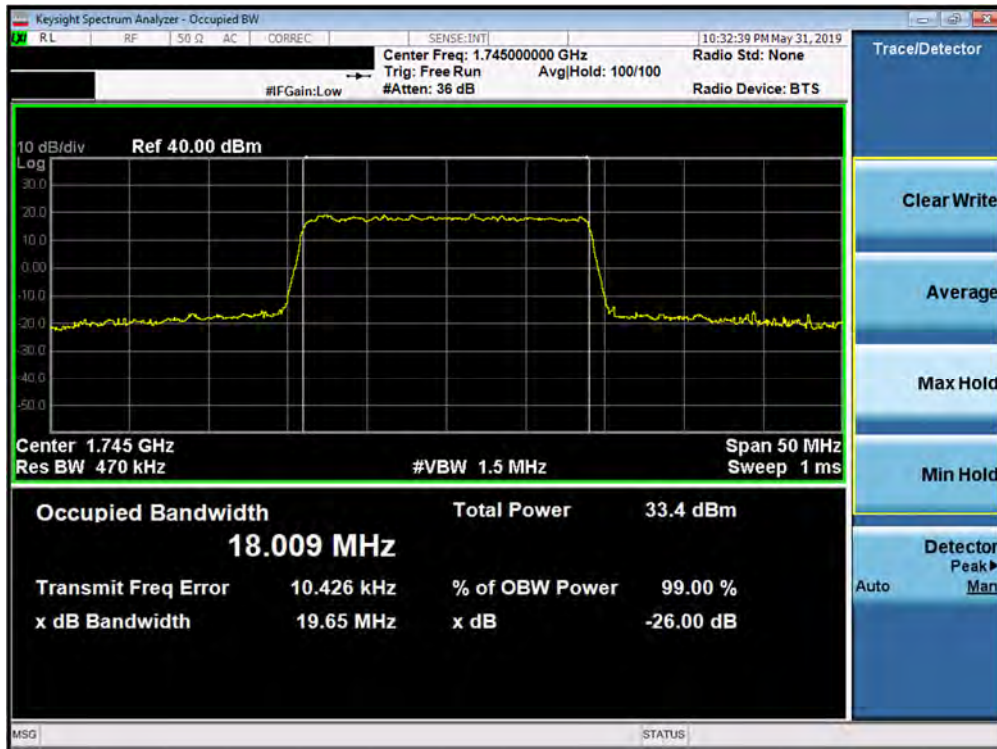


Plot 7-63. Occupied Bandwidth Plot (Band 66/4 - 15.0MHz 64-QAM - Full RB Configuration)



Plot 7-64. Occupied Bandwidth Plot (Band 66/4 - 15.0MHz 256-QAM - Full RB Configuration)

FCC ID: A3LSMN976V	<b>PCTEST</b> ENGINEERING LABORATORY, INC.	<b>MEASUREMENT REPORT (CERTIFICATION)</b>	<b>SAMSUNG</b>	Approved by: Quality Manager
Test Report S/N: 1M1905130071-03.A3L	Test Dates: 05/14 - 06/28/2019	EUT Type: Portable Handset		Page 50 of 259



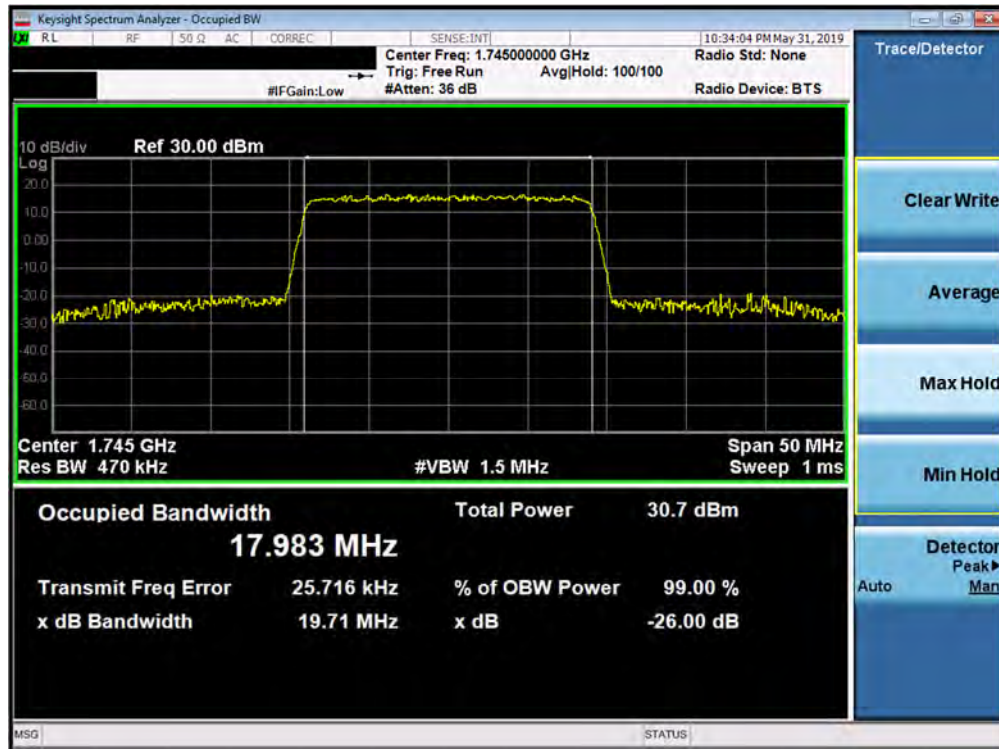
Plot 7-65. Occupied Bandwidth Plot (Band 66/4 - 20.0MHz QPSK - Full RB Configuration)



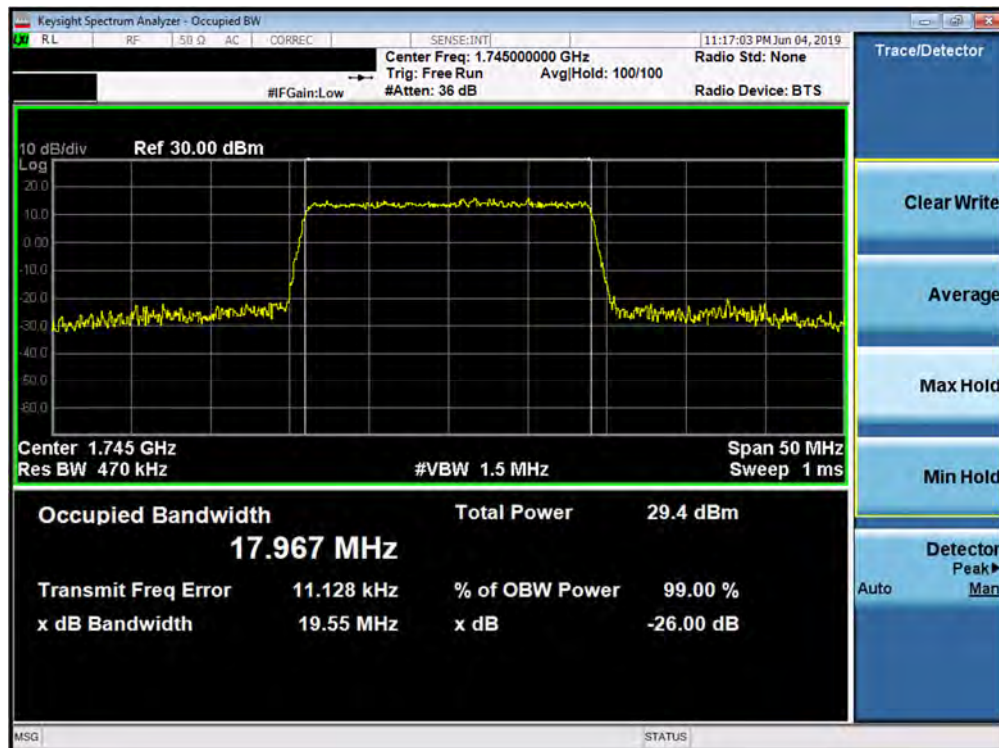
Plot 7-66. Occupied Bandwidth Plot (Band 66/4 - 20.0MHz 16-QAM - Full RB Configuration)

FCC ID: A3LSMN976V	<b>PCTEST</b> ENGINEERING LABORATORY, INC.	<b>MEASUREMENT REPORT (CERTIFICATION)</b>	<b>SAMSUNG</b>	Approved by: Quality Manager
Test Report S/N: 1M1905130071-03.A3L	Test Dates: 05/14 - 06/28/2019	EUT Type: Portable Handset		Page 51 of 259





Plot 7-67. Occupied Bandwidth Plot (Band 66/4 - 20.0MHz 64-QAM - Full RB Configuration)

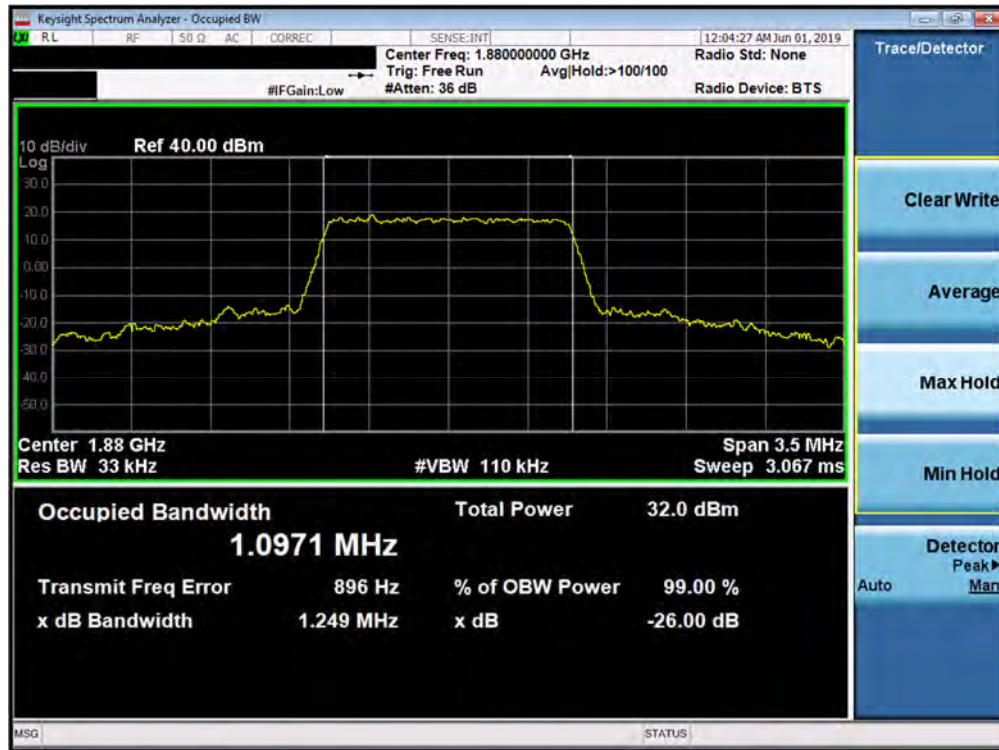


Plot 7-68. Occupied Bandwidth Plot (Band 66/4 - 20.0MHz 256-QAM - Full RB Configuration)

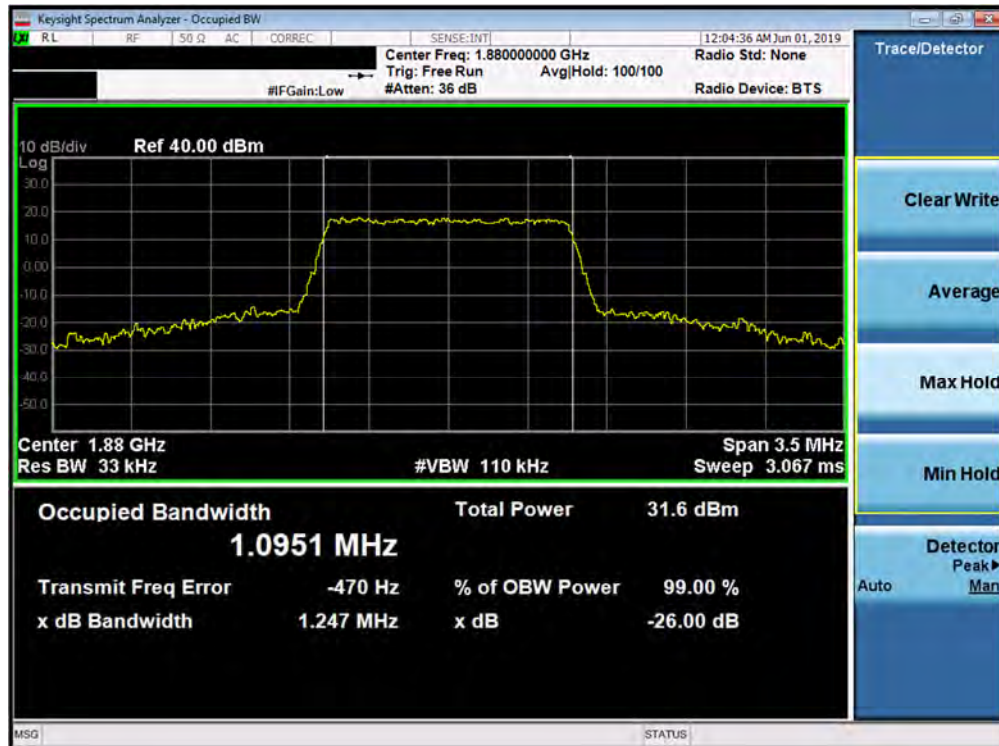
FCC ID: A3LSMN976V	<b>PCTEST</b> ENGINEERING LABORATORY, INC.	MEASUREMENT REPORT (CERTIFICATION)	<b>SAMSUNG</b>	Approved by: Quality Manager
Test Report S/N: 1M1905130071-03.A3L	Test Dates: 05/14 - 06/28/2019	EUT Type: Portable Handset		Page 52 of 259



## Band 2



Plot 7-69. Occupied Bandwidth Plot (Band 2 - 1.4MHz QPSK - Full RB Configuration)



Plot 7-70. Occupied Bandwidth Plot (Band 2 - 1.4MHz 16-QAM - Full RB Configuration)

FCC ID: A3LSMN976V	<b>PCTEST</b> ENGINEERING LABORATORY, INC.	MEASUREMENT REPORT (CERTIFICATION)	<b>SAMSUNG</b>	Approved by: Quality Manager
Test Report S/N: 1M1905130071-03.A3L	Test Dates: 05/14 - 06/28/2019	EUT Type: Portable Handset		Page 53 of 259

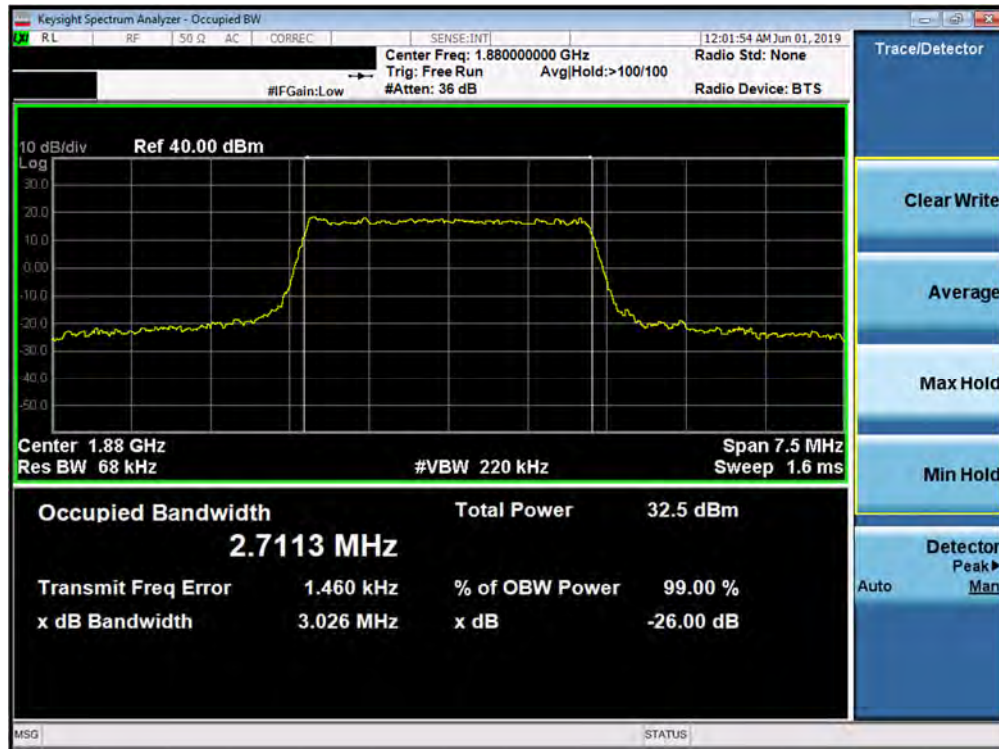


Plot 7-71. Occupied Bandwidth Plot (Band 2 - 1.4MHz 64-QAM - Full RB Configuration)

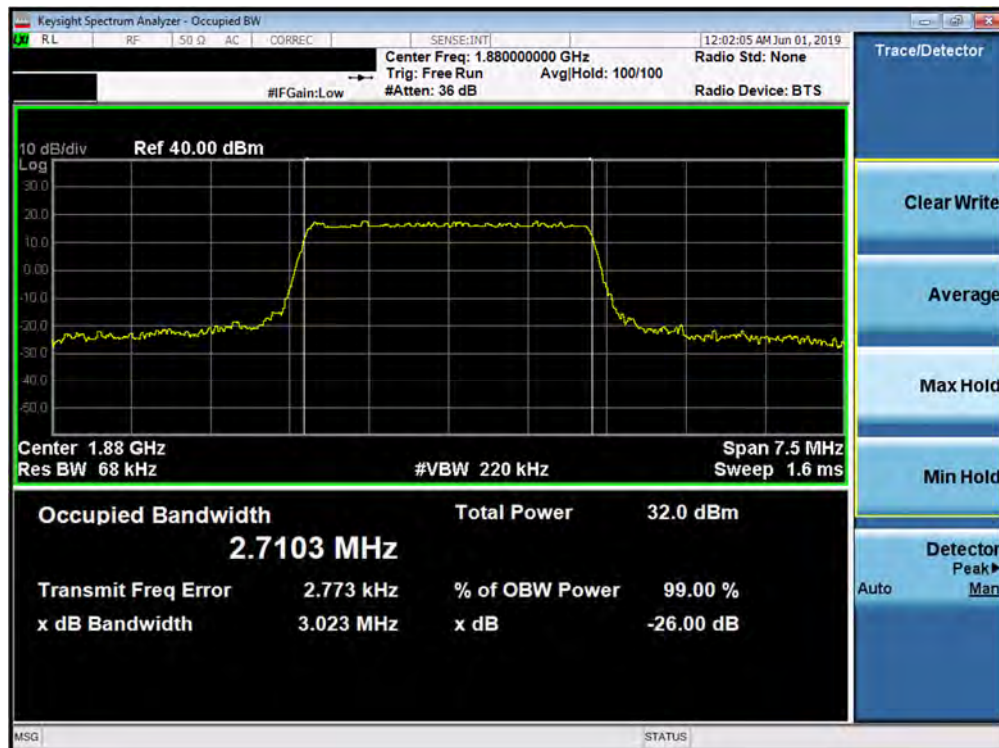


Plot 7-72. Occupied Bandwidth Plot (Band 2 - 1.4MHz 256-QAM - Full RB Configuration)

FCC ID: A3LSMN976V	<b>PCTEST</b> ENGINEERING LABORATORY, INC.	MEASUREMENT REPORT (CERTIFICATION)	<b>SAMSUNG</b>	Approved by: Quality Manager
Test Report S/N: 1M1905130071-03.A3L	Test Dates: 05/14 - 06/28/2019	EUT Type: Portable Handset		Page 54 of 259



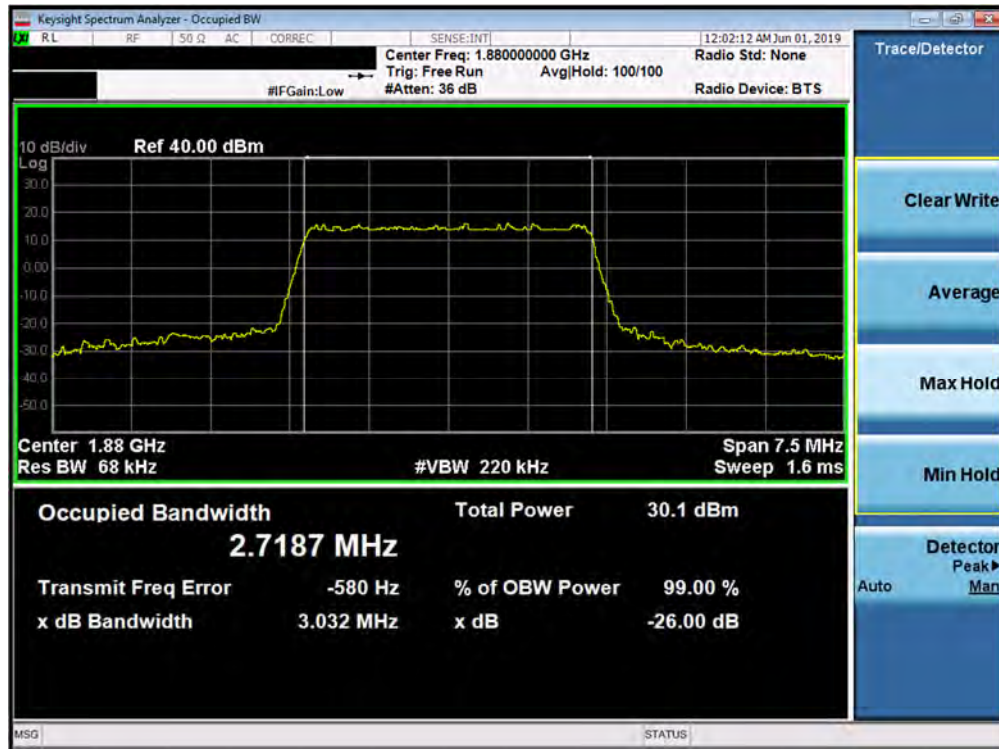
Plot 7-73. Occupied Bandwidth Plot (Band 2 - 3.0MHz QPSK - Full RB Configuration)



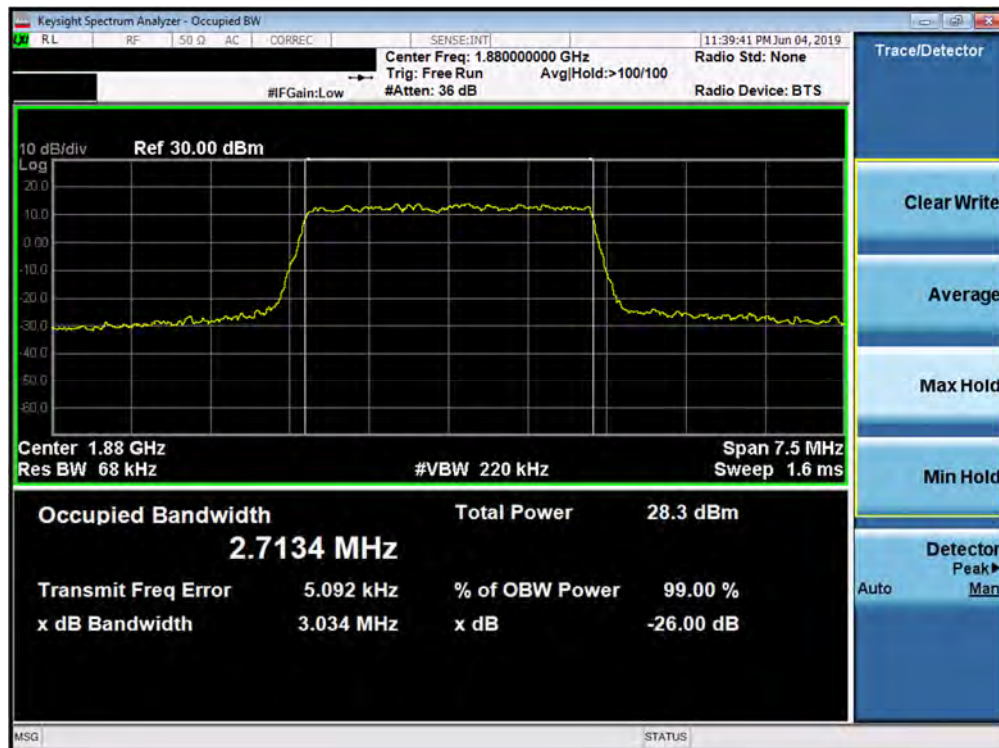
Plot 7-74. Occupied Bandwidth Plot (Band 2 - 3.0MHz 16-QAM - Full RB Configuration)

FCC ID: A3LSMN976V	<b>PCTEST</b> ENGINEERING LABORATORY, INC.	<b>MEASUREMENT REPORT (CERTIFICATION)</b>	<b>SAMSUNG</b>	Approved by: Quality Manager
Test Report S/N: 1M1905130071-03.A3L	Test Dates: 05/14 - 06/28/2019	EUT Type: Portable Handset		Page 55 of 259





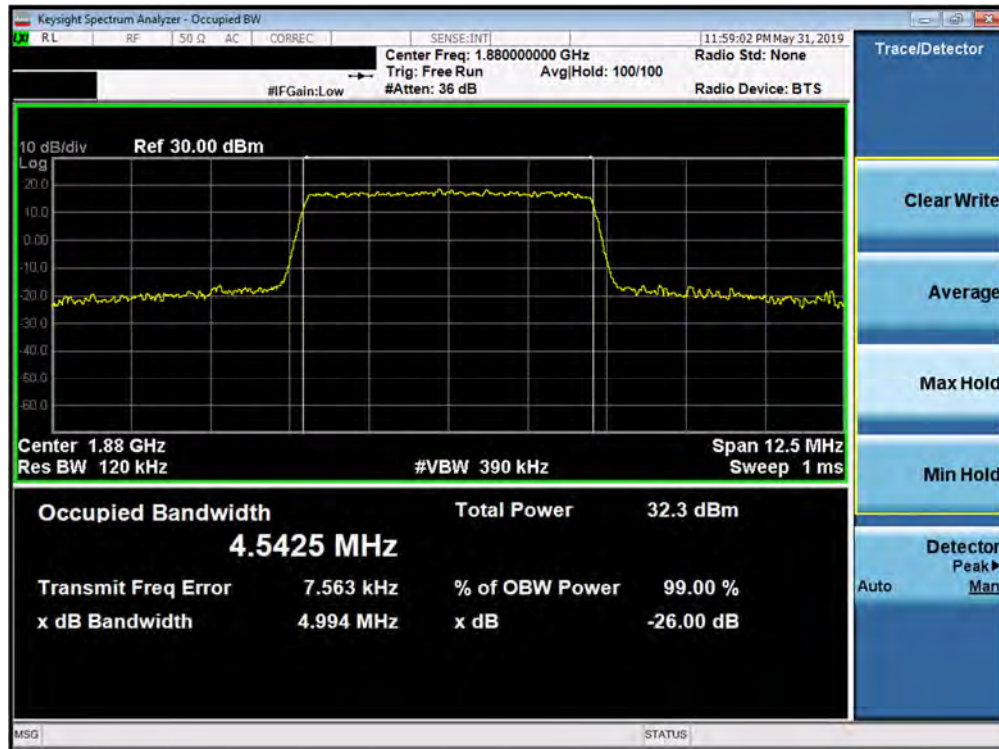
Plot 7-75. Occupied Bandwidth Plot (Band 2 - 3.0MHz 64-QAM - Full RB Configuration)



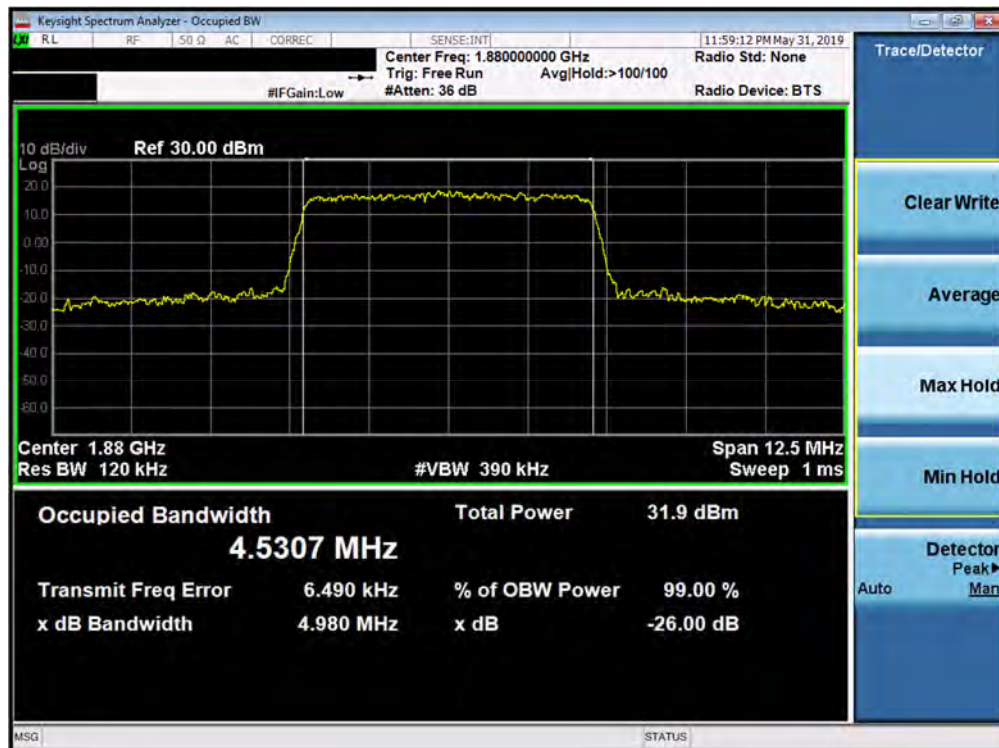
Plot 7-76. Occupied Bandwidth Plot (Band 2 - 3.0MHz 256-QAM - Full RB Configuration)

FCC ID: A3LSMN976V	<b>PCTEST</b> ENGINEERING LABORATORY, INC.	MEASUREMENT REPORT (CERTIFICATION)	<b>SAMSUNG</b>	Approved by: Quality Manager
Test Report S/N: 1M1905130071-03.A3L	Test Dates: 05/14 - 06/28/2019	EUT Type: Portable Handset		Page 56 of 259



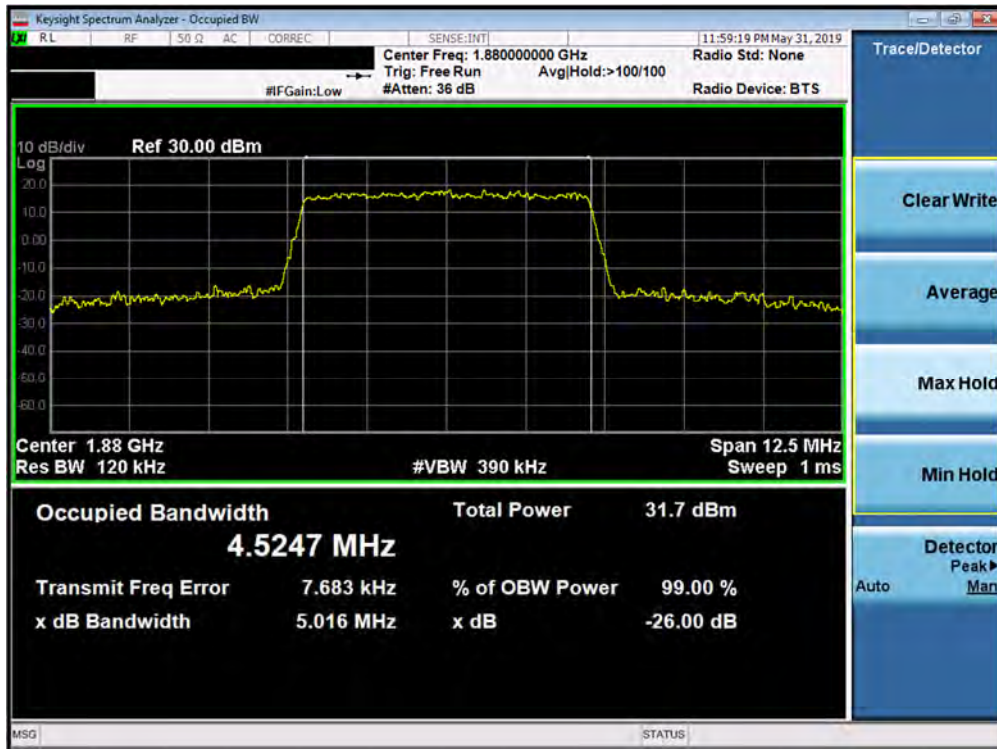


Plot 7-77. Occupied Bandwidth Plot (Band 2 - 5.0MHz QPSK - Full RB Configuration)

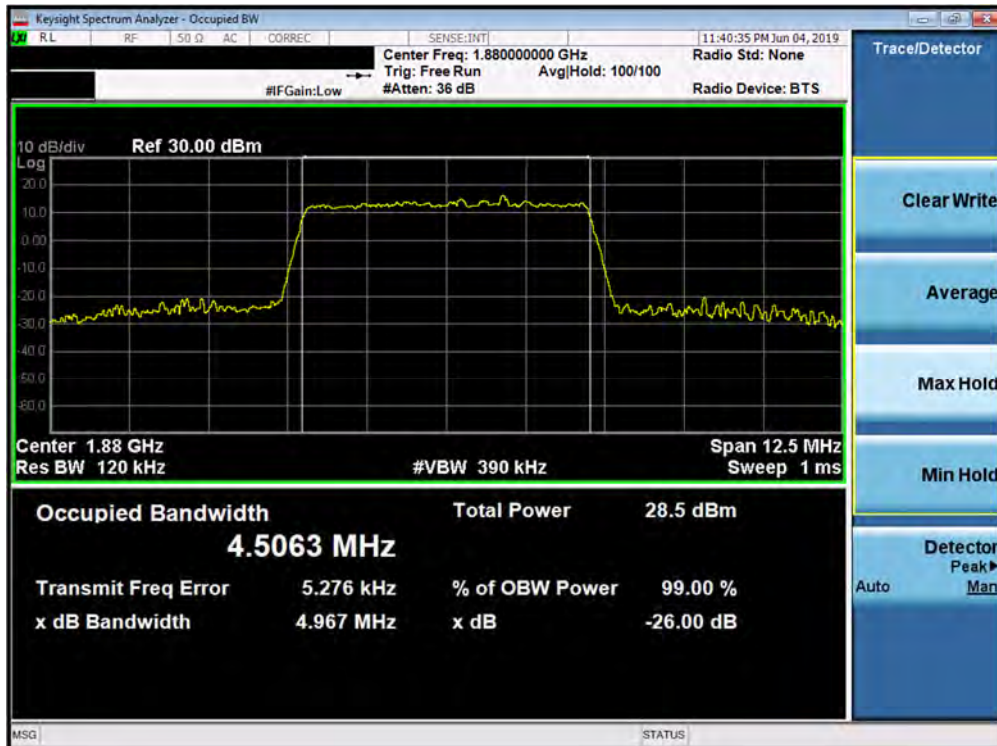


Plot 7-78. Occupied Bandwidth Plot (Band 2 - 5.0MHz 16-QAM - Full RB Configuration)

FCC ID: A3LSMN976V	<b>PCTEST</b> ENGINEERING LABORATORY, INC.	MEASUREMENT REPORT (CERTIFICATION)	<b>SAMSUNG</b>	Approved by: Quality Manager
Test Report S/N: 1M1905130071-03.A3L	Test Dates: 05/14 - 06/28/2019	EUT Type: Portable Handset		Page 57 of 259

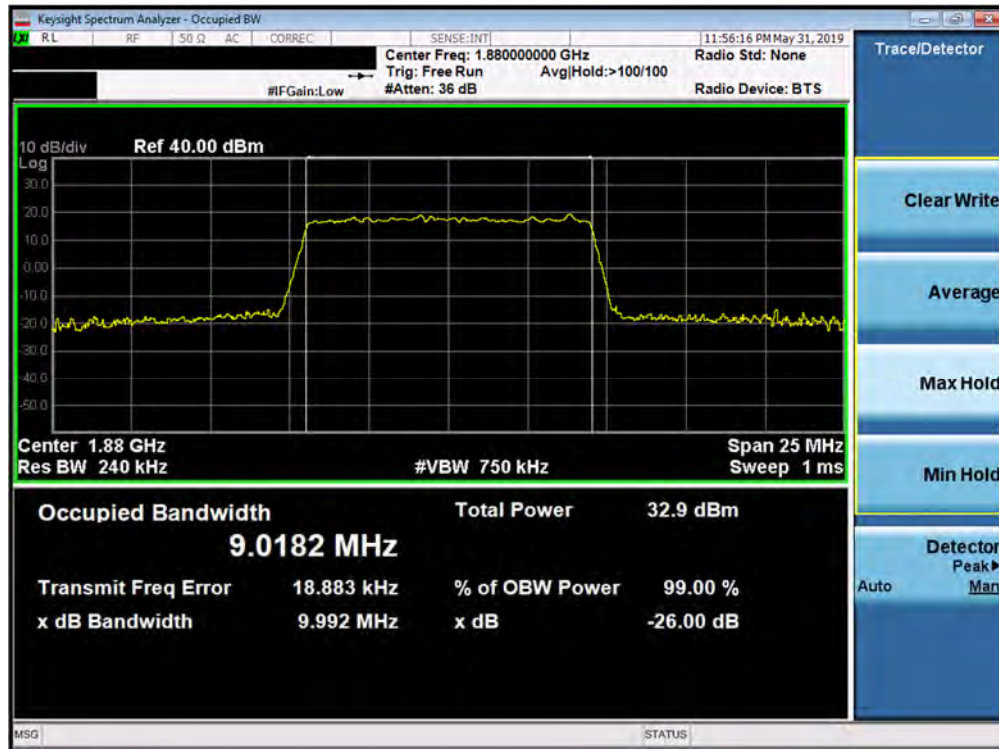


Plot 7-79. Occupied Bandwidth Plot (Band 2 - 5.0MHz 64-QAM - Full RB Configuration)

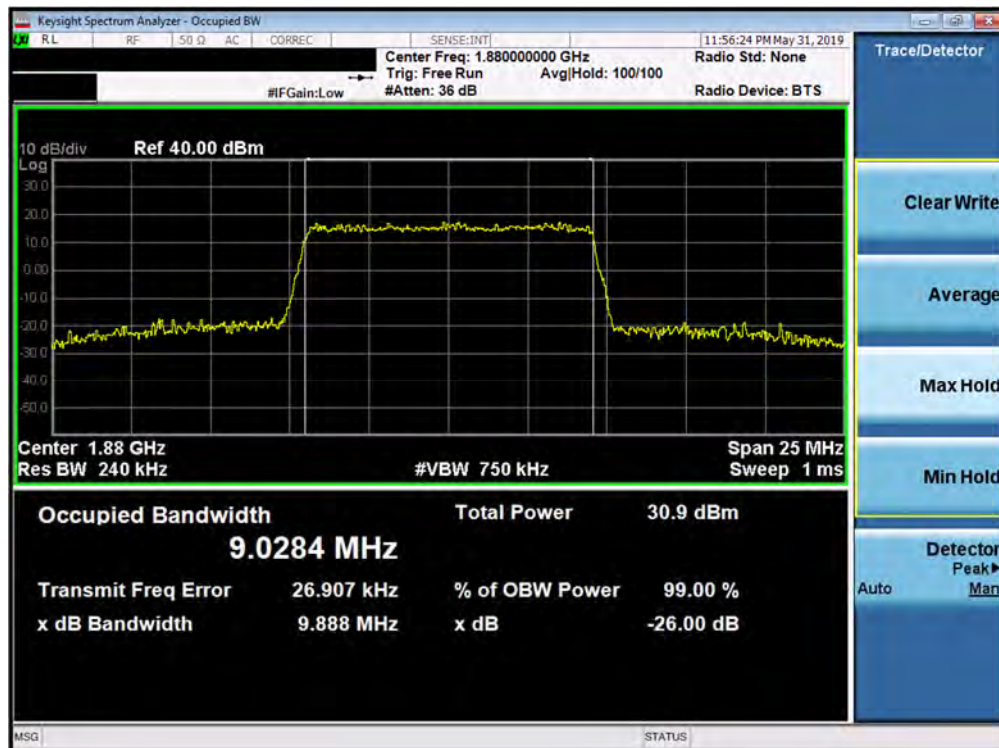


Plot 7-80. Occupied Bandwidth Plot (Band 2 - 5.0MHz 256-QAM - Full RB Configuration)

FCC ID: A3LSMN976V	<b>PCTEST</b> ENGINEERING LABORATORY, INC.	MEASUREMENT REPORT (CERTIFICATION)	<b>SAMSUNG</b>	Approved by: Quality Manager
Test Report S/N: 1M1905130071-03.A3L	Test Dates: 05/14 - 06/28/2019	EUT Type: Portable Handset		Page 58 of 259



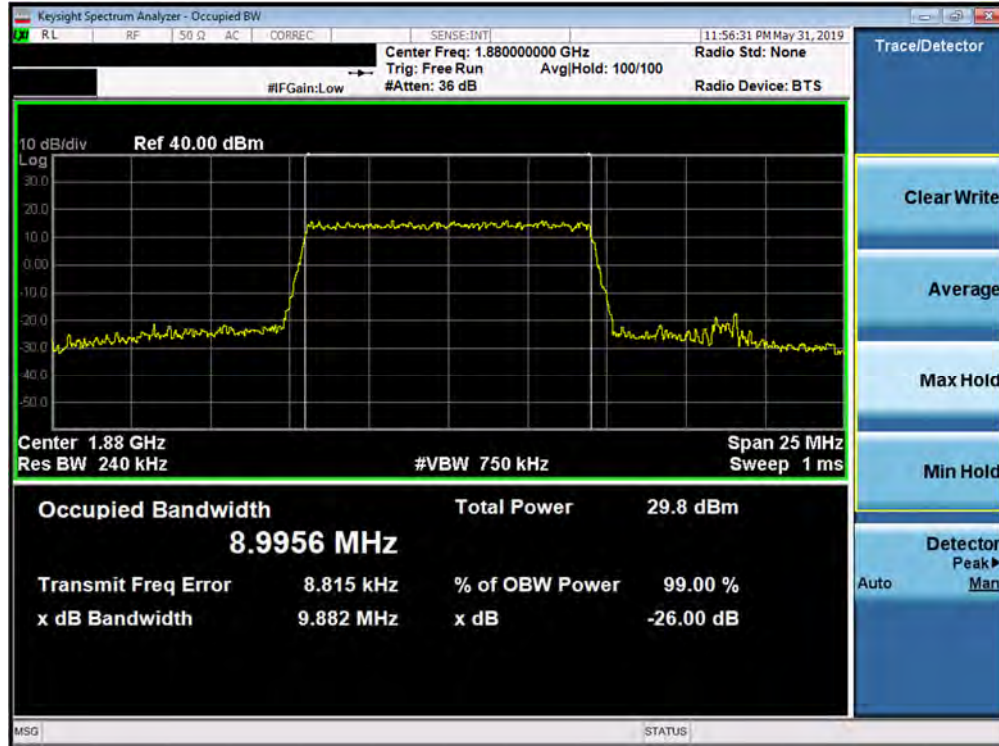
Plot 7-81. Occupied Bandwidth Plot (Band 2 - 10.0MHz QPSK - Full RB Configuration)



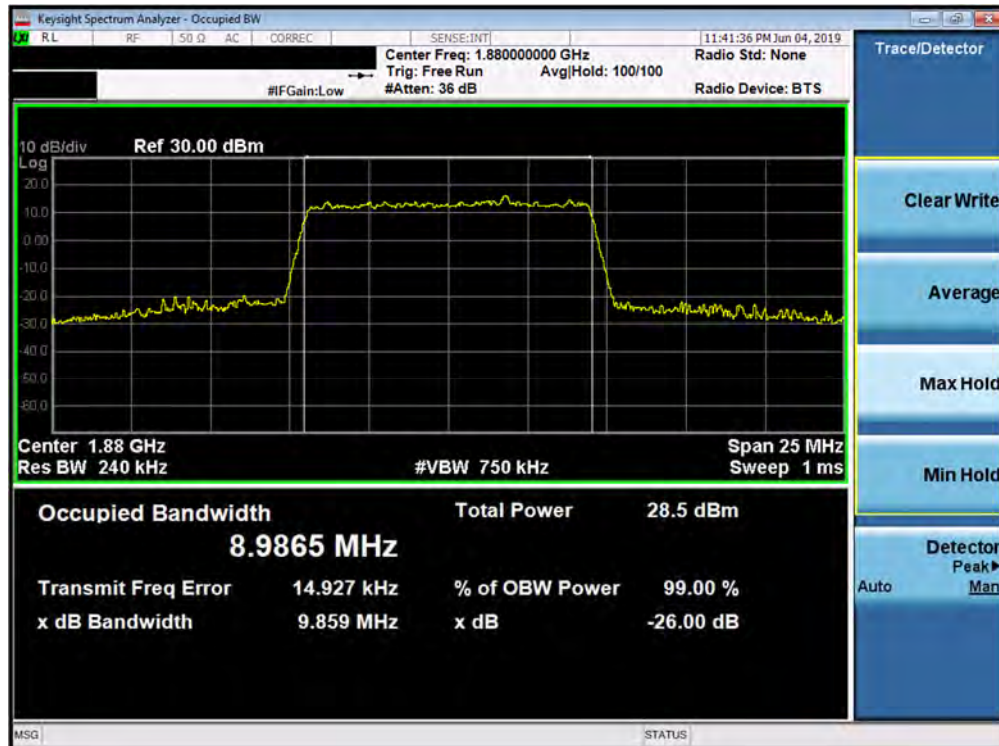
Plot 7-82. Occupied Bandwidth Plot (Band 2 - 10.0MHz 16-QAM - Full RB Configuration)

FCC ID: A3LSMN976V	<b>PCTEST</b> ENGINEERING LABORATORY, INC.	<b>MEASUREMENT REPORT (CERTIFICATION)</b>	<b>SAMSUNG</b>	Approved by: Quality Manager
Test Report S/N: 1M1905130071-03.A3L	Test Dates: 05/14 - 06/28/2019	EUT Type: Portable Handset		Page 59 of 259





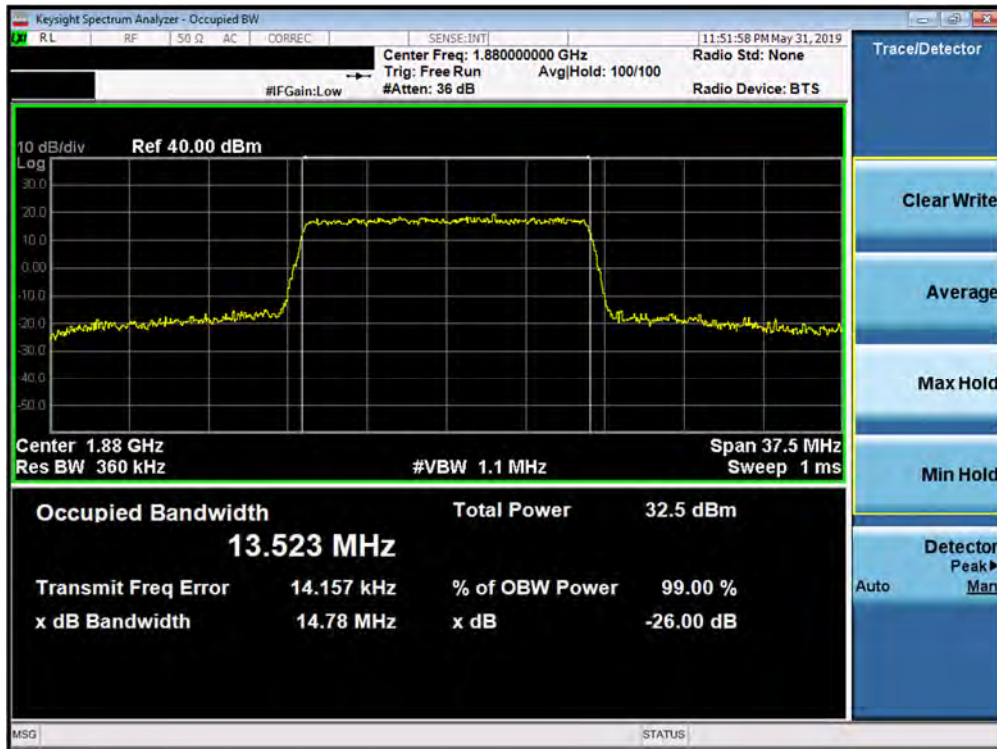
Plot 7-83. Occupied Bandwidth Plot (Band 2 - 10.0MHz 64-QAM - Full RB Configuration)



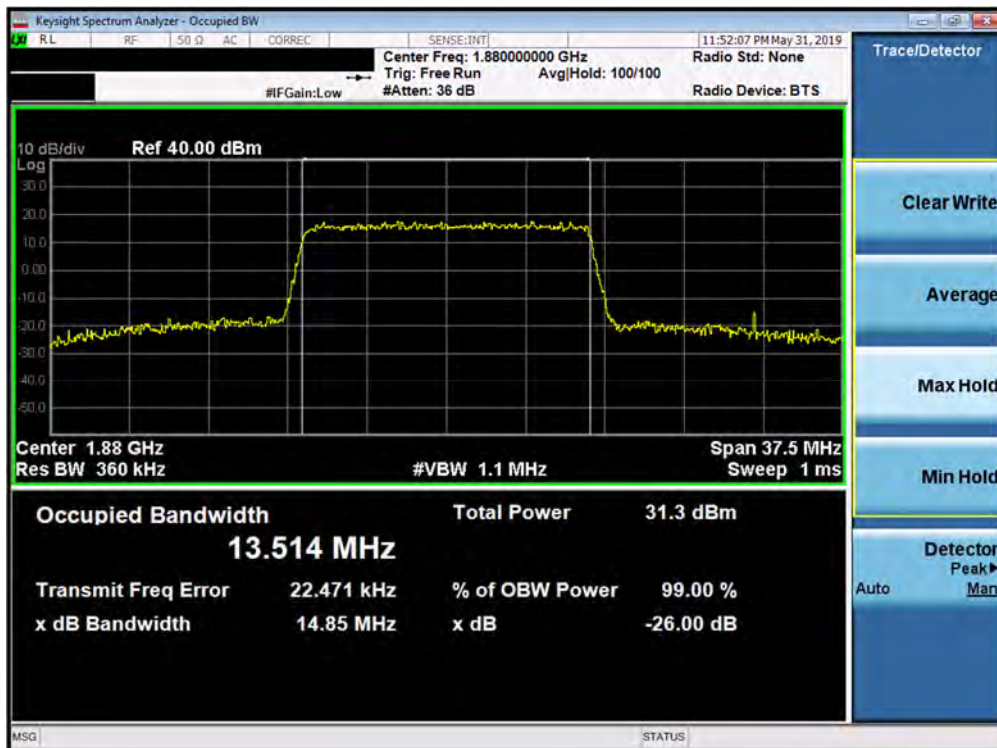
Plot 7-84. Occupied Bandwidth Plot (Band 2 - 10.0MHz 256-QAM - Full RB Configuration)

FCC ID: A3LSMN976V	<b>PCTEST</b> ENGINEERING LABORATORY, INC.	MEASUREMENT REPORT (CERTIFICATION)	<b>SAMSUNG</b>	Approved by: Quality Manager
Test Report S/N: 1M1905130071-03.A3L	Test Dates: 05/14 - 06/28/2019	EUT Type: Portable Handset		Page 60 of 259



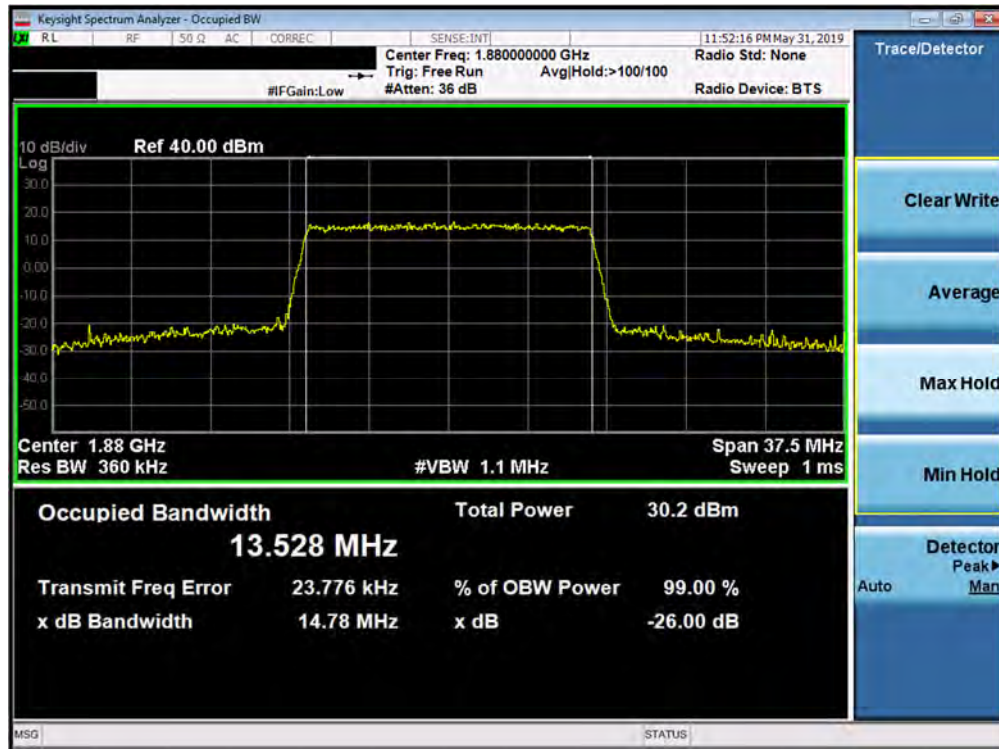


Plot 7-85. Occupied Bandwidth Plot (Band 2 - 15.0MHz QPSK - Full RB Configuration)

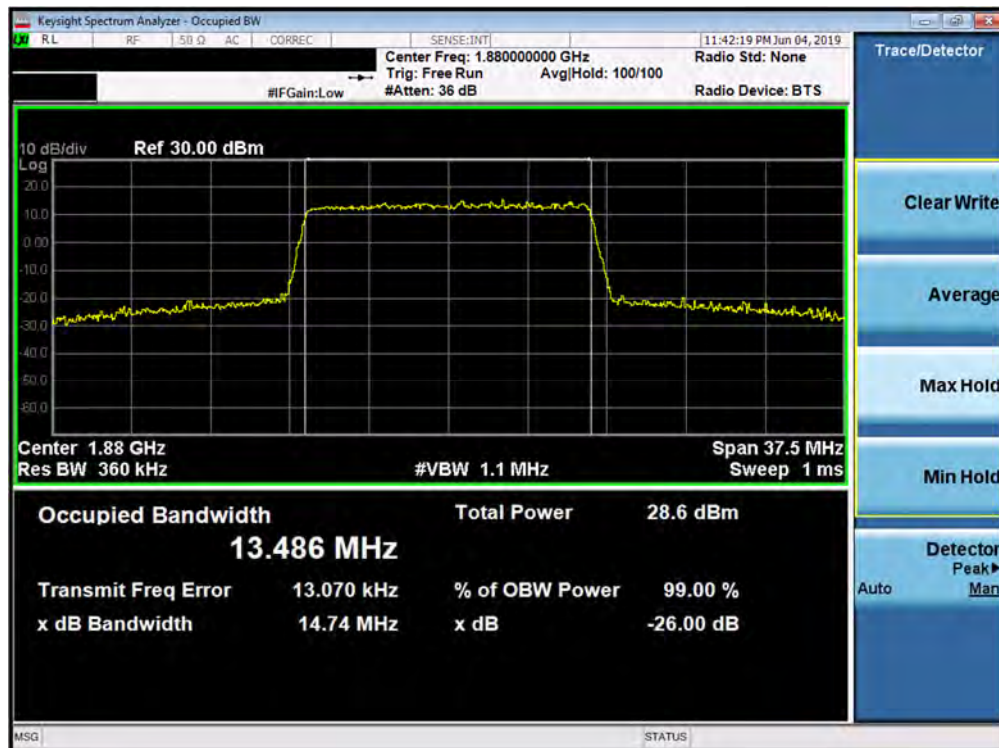


Plot 7-86. Occupied Bandwidth Plot (Band 2 - 15.0MHz 16-QAM - Full RB Configuration)

FCC ID: A3LSMN976V	<b>PCTEST</b> ENGINEERING LABORATORY, INC.	MEASUREMENT REPORT (CERTIFICATION)	<b>SAMSUNG</b>	Approved by: Quality Manager
Test Report S/N: 1M1905130071-03.A3L	Test Dates: 05/14 - 06/28/2019	EUT Type: Portable Handset		Page 61 of 259

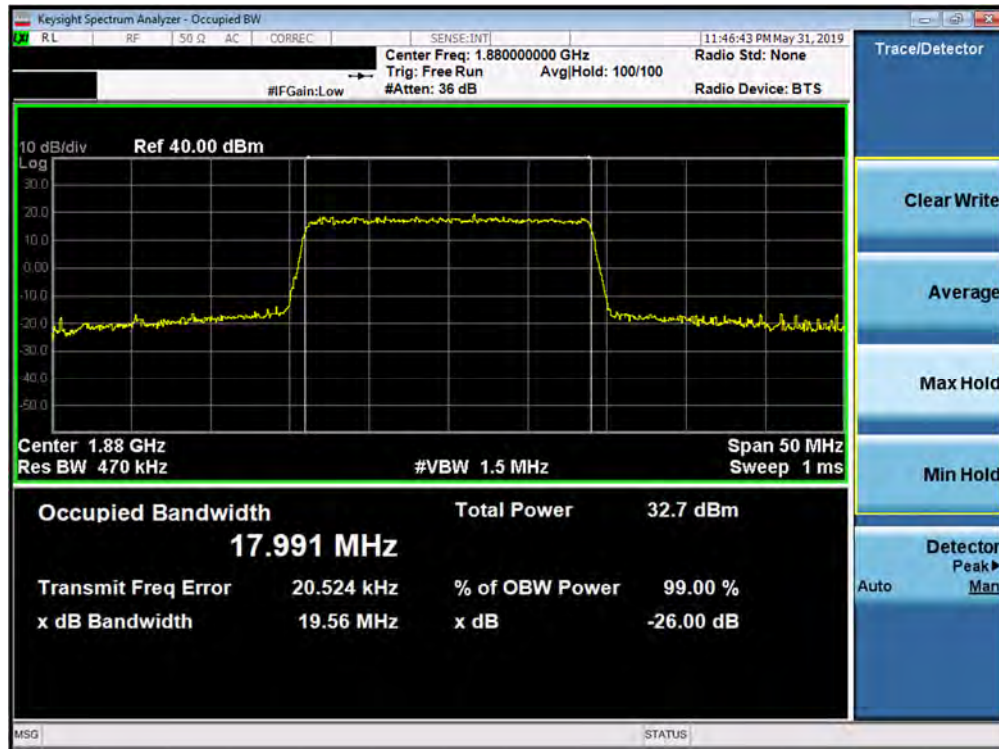


Plot 7-87. Occupied Bandwidth Plot (Band 2 - 15.0MHz 64-QAM - Full RB Configuration)

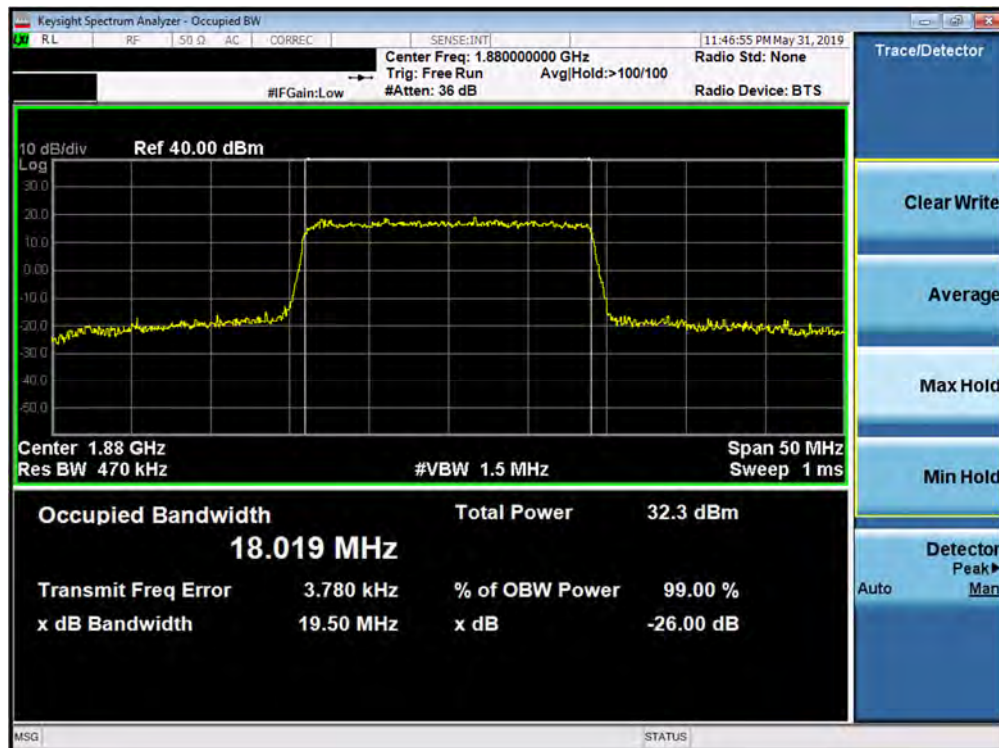


Plot 7-88. Occupied Bandwidth Plot (Band 2 - 15.0MHz 256-QAM - Full RB Configuration)

FCC ID: A3LSMN976V	<b>PCTEST</b> ENGINEERING LABORATORY, INC.	<b>MEASUREMENT REPORT (CERTIFICATION)</b>	<b>SAMSUNG</b>	Approved by: Quality Manager
Test Report S/N: 1M1905130071-03.A3L	Test Dates: 05/14 - 06/28/2019	EUT Type: Portable Handset		Page 62 of 259



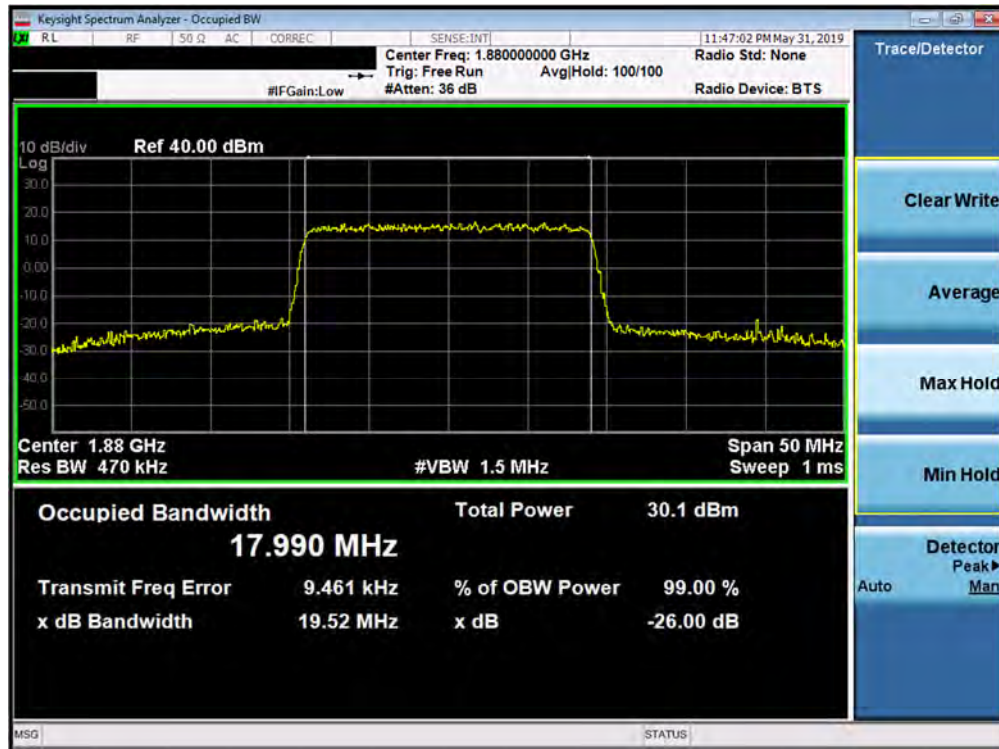
Plot 7-89. Occupied Bandwidth Plot (Band 2 - 20.0MHz QPSK - Full RB Configuration)



Plot 7-90. Occupied Bandwidth Plot (Band 2 - 20.0MHz 16-QAM - Full RB Configuration)

FCC ID: A3LSMN976V	<b>PCTEST</b> ENGINEERING LABORATORY, INC.	<b>MEASUREMENT REPORT (CERTIFICATION)</b>	<b>SAMSUNG</b>	Approved by: Quality Manager
Test Report S/N: 1M1905130071-03.A3L	Test Dates: 05/14 - 06/28/2019	EUT Type: Portable Handset		Page 63 of 259





Plot 7-91. Occupied Bandwidth Plot (Band 2 - 20.0MHz 64-QAM - Full RB Configuration)

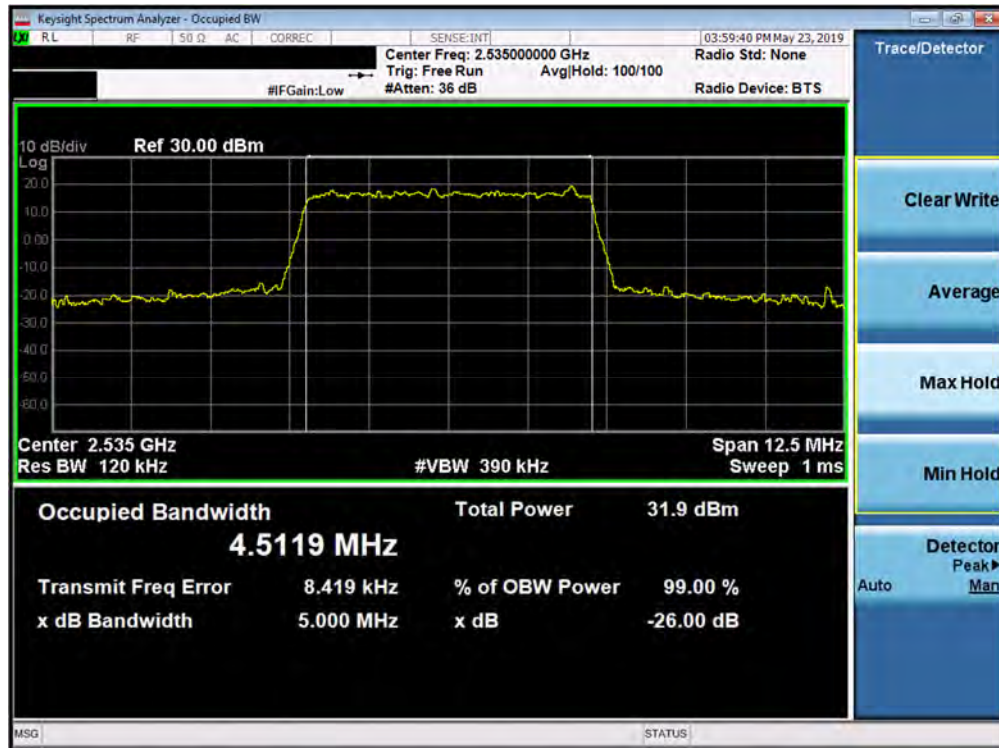


Plot 7-92. Occupied Bandwidth Plot (Band 2 - 20.0MHz 256-QAM - Full RB Configuration)

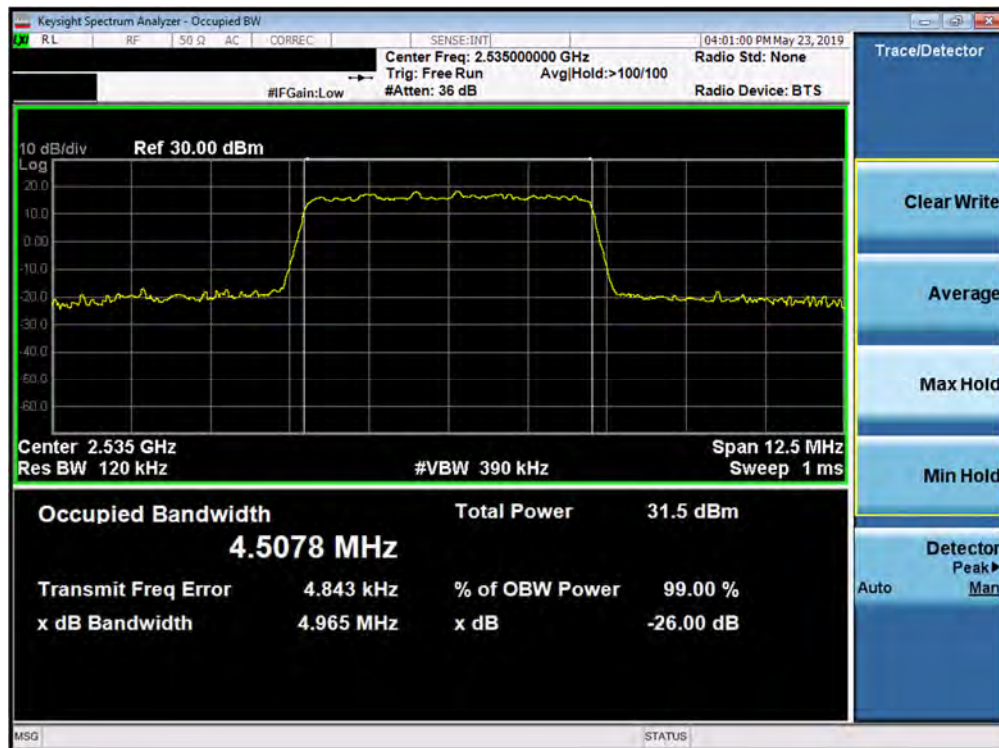
FCC ID: A3LSMN976V	<b>PCTEST</b> ENGINEERING LABORATORY, INC.	<b>MEASUREMENT REPORT (CERTIFICATION)</b>	<b>SAMSUNG</b>	Approved by: Quality Manager
Test Report S/N: 1M1905130071-03.A3L	Test Dates: 05/14 - 06/28/2019	EUT Type: Portable Handset		Page 64 of 259



## Band 7



Plot 7-93. Occupied Bandwidth Plot (Band 7 - 5.0MHz QPSK - Full RB Configuration)



Plot 7-94. Occupied Bandwidth Plot (Band 7 - 5.0MHz 16-QAM - Full RB Configuration)

FCC ID: A3LSMN976V	<b>PCTEST</b> ENGINEERING LABORATORY, INC.	MEASUREMENT REPORT (CERTIFICATION)	<b>SAMSUNG</b>	Approved by: Quality Manager
Test Report S/N: 1M1905130071-03.A3L	Test Dates: 05/14 - 06/28/2019	EUT Type: Portable Handset		Page 65 of 259

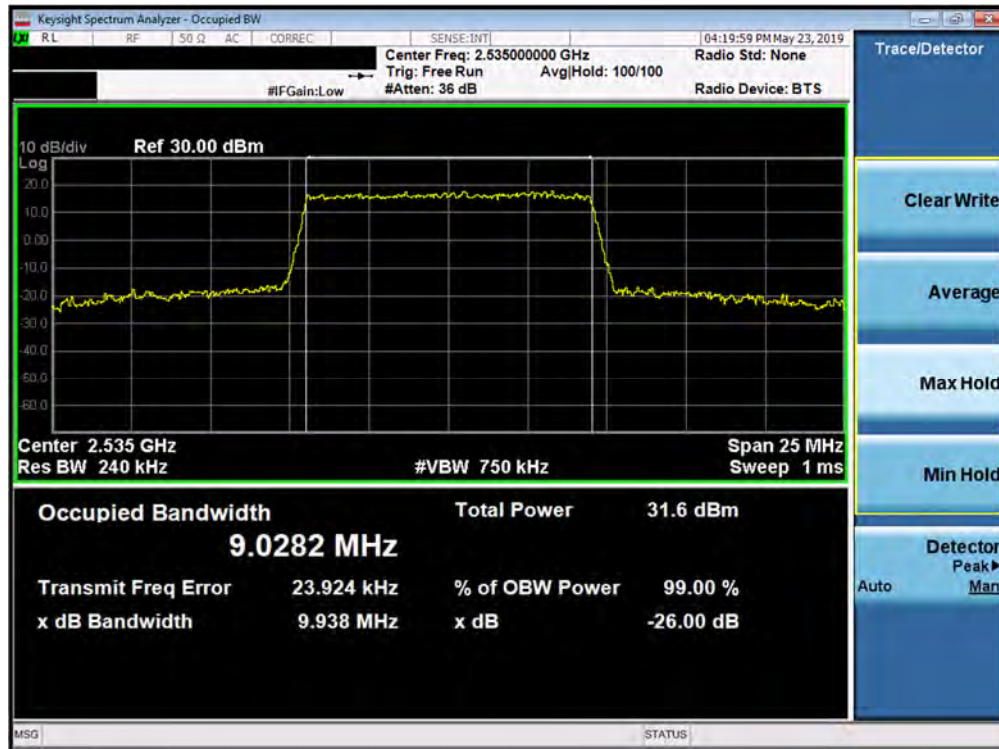


Plot 7-95. Occupied Bandwidth Plot (Band 7 - 5.0MHz 64-QAM - Full RB Configuration)

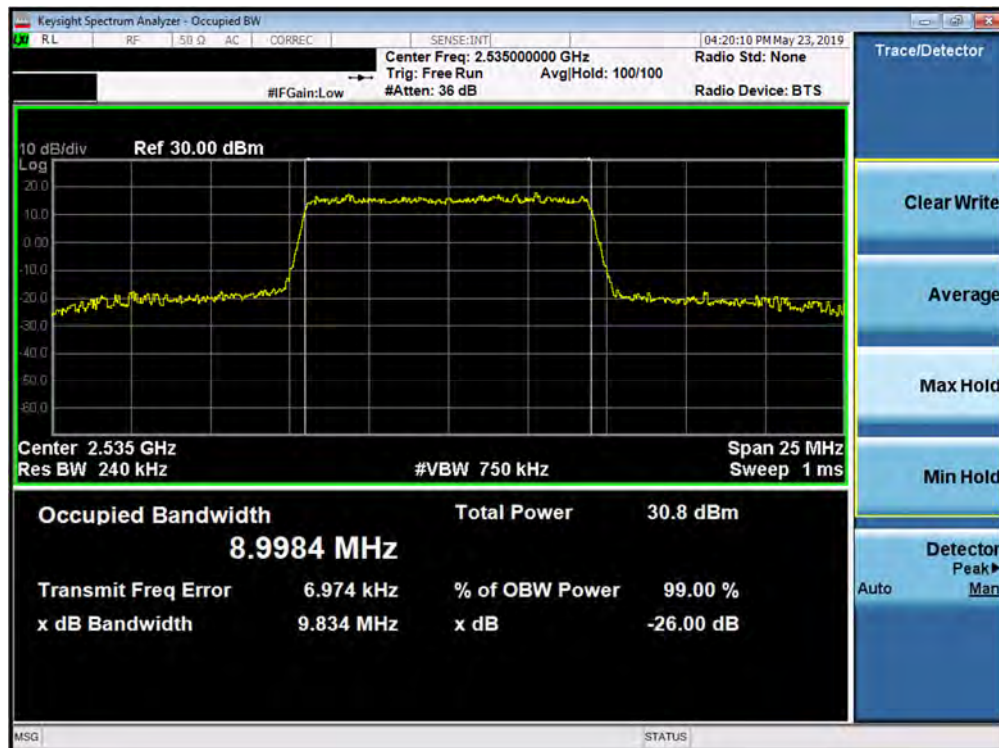


Plot 7-96. Occupied Bandwidth Plot (Band 7 - 5.0MHz 256-QAM - Full RB Configuration)

FCC ID: A3LSMN976V	<b>PCTEST</b> ENGINEERING LABORATORY, INC.	MEASUREMENT REPORT (CERTIFICATION)	<b>SAMSUNG</b>	Approved by: Quality Manager
Test Report S/N: 1M1905130071-03.A3L	Test Dates: 05/14 - 06/28/2019	EUT Type: Portable Handset		Page 66 of 259



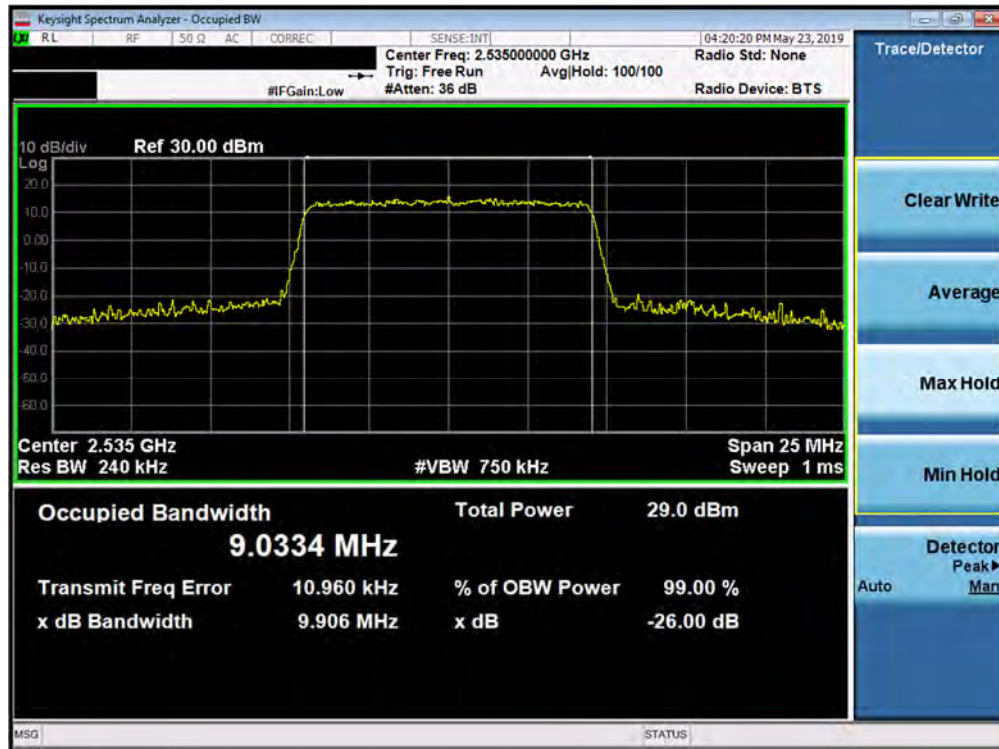
Plot 7-97. Occupied Bandwidth Plot (Band 7 - 10.0MHz QPSK - Full RB Configuration)



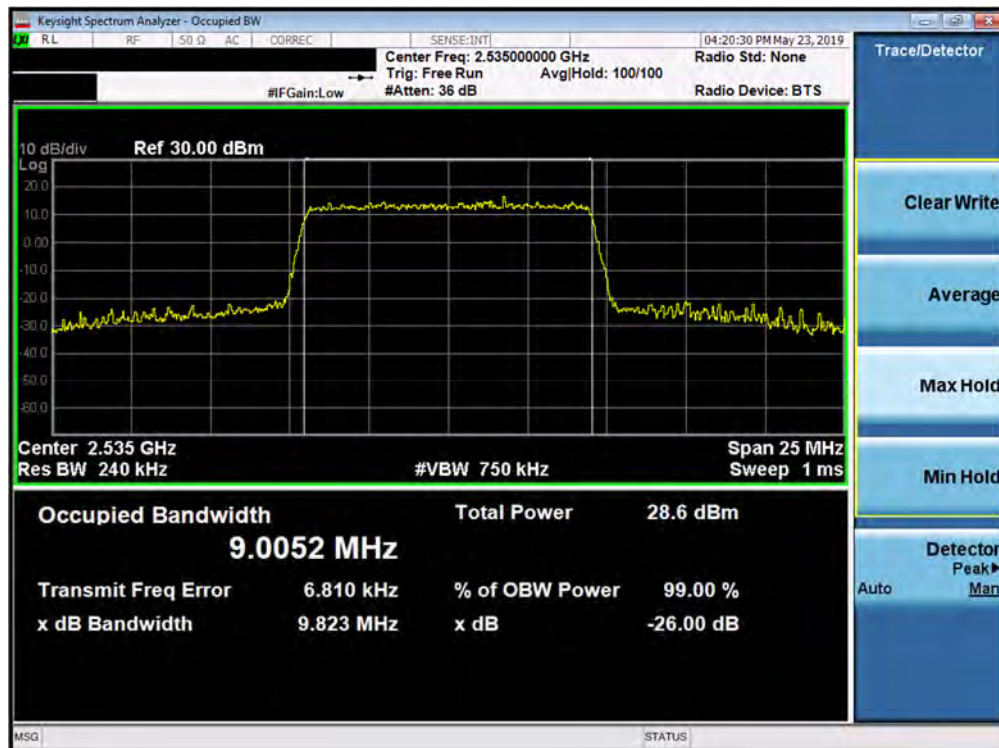
Plot 7-98. Occupied Bandwidth Plot (Band 7 - 10.0MHz 16-QAM - Full RB Configuration)

FCC ID: A3LSMN976V	<b>PCTEST</b> ENGINEERING LABORATORY, INC.	MEASUREMENT REPORT (CERTIFICATION)	<b>SAMSUNG</b>	Approved by: Quality Manager
Test Report S/N: 1M1905130071-03.A3L	Test Dates: 05/14 - 06/28/2019	EUT Type: Portable Handset		Page 67 of 259



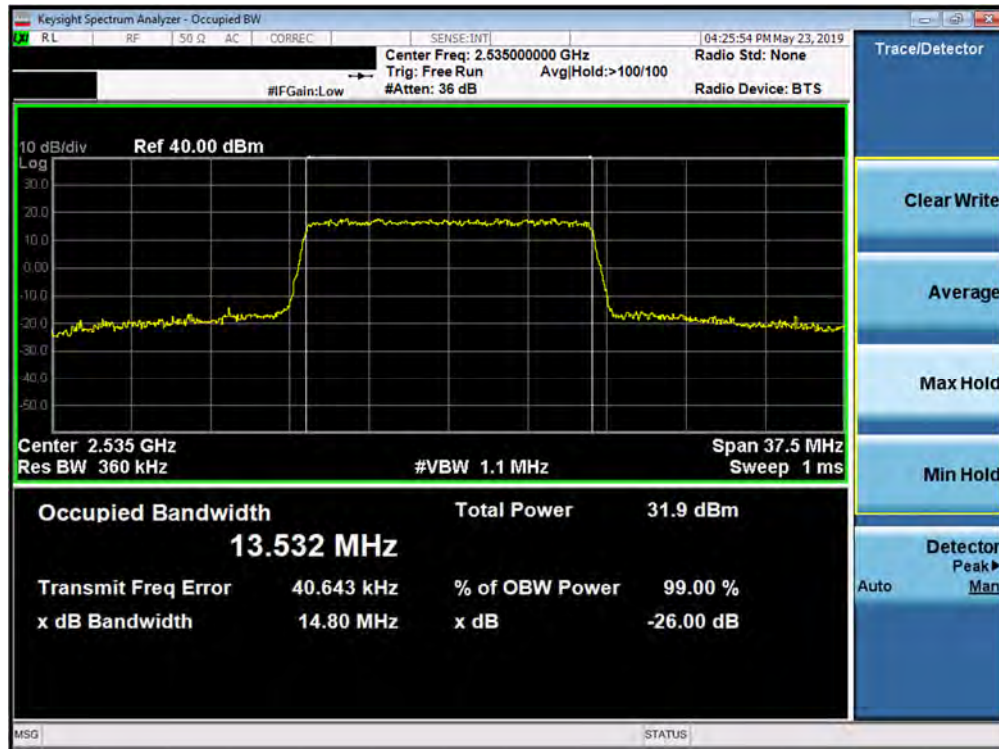


Plot 7-99. Occupied Bandwidth Plot (Band 7 - 10.0MHz 64-QAM - Full RB Configuration)

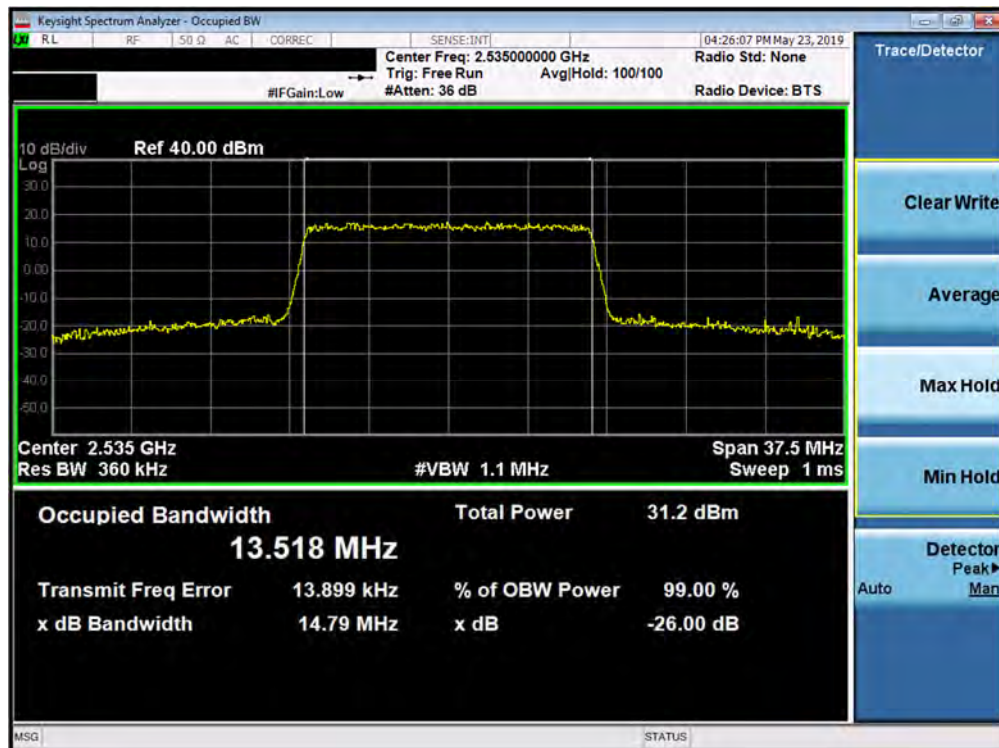


Plot 7-100. Occupied Bandwidth Plot (Band 7 - 10.0MHz 256-QAM - Full RB Configuration)

FCC ID: A3LSMN976V	<b>PCTEST</b> ENGINEERING LABORATORY, INC.	MEASUREMENT REPORT (CERTIFICATION)	<b>SAMSUNG</b>	Approved by: Quality Manager
Test Report S/N: 1M1905130071-03.A3L	Test Dates: 05/14 - 06/28/2019	EUT Type: Portable Handset		Page 68 of 259

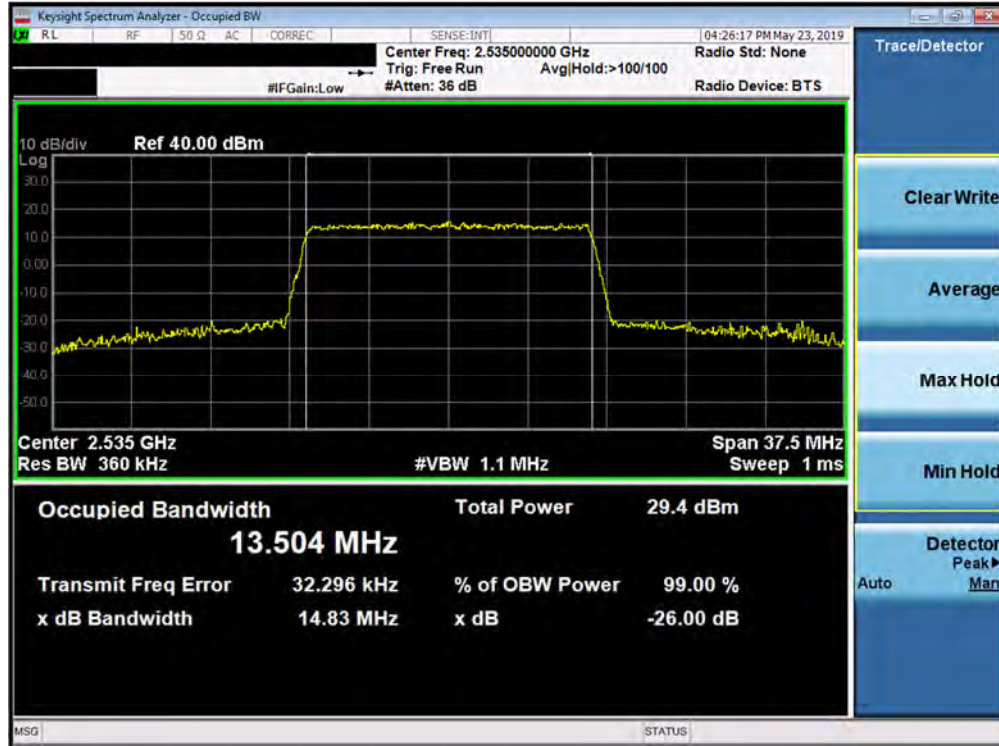


Plot 7-101. Occupied Bandwidth Plot (Band 7 - 15.0MHz QPSK - Full RB Configuration)

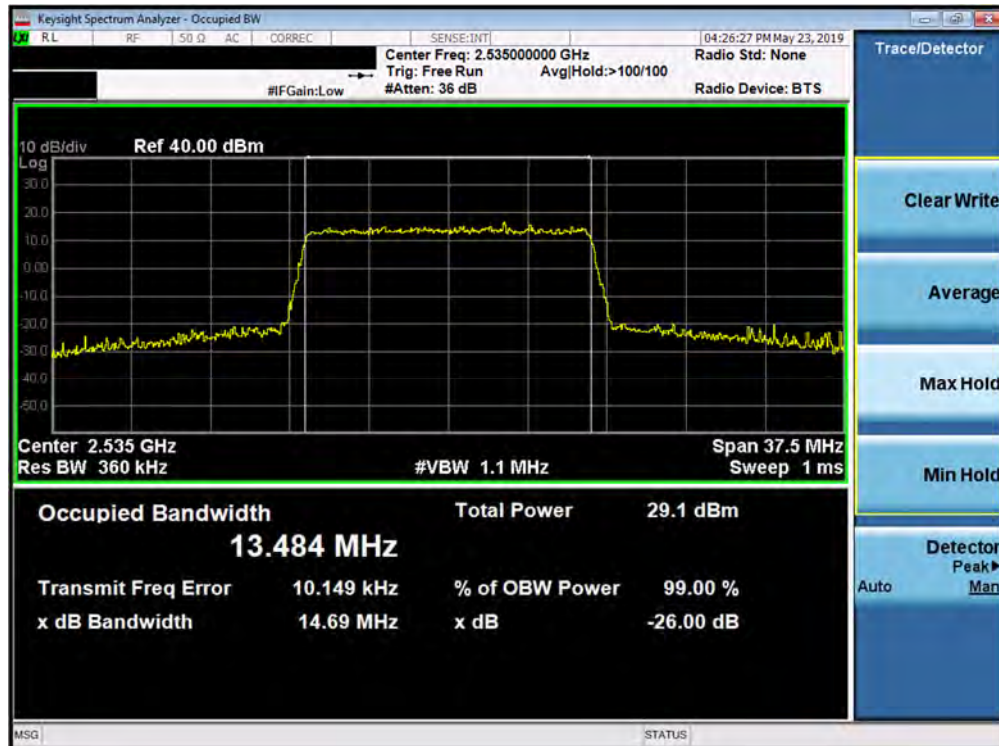


Plot 7-102. Occupied Bandwidth Plot (Band 7 - 15.0MHz 16-QAM - Full RB Configuration)

FCC ID: A3LSMN976V	<b>PCTEST</b> ENGINEERING LABORATORY, INC.	<b>MEASUREMENT REPORT (CERTIFICATION)</b>	<b>SAMSUNG</b>	Approved by: Quality Manager
Test Report S/N: 1M1905130071-03.A3L	Test Dates: 05/14 - 06/28/2019	EUT Type: Portable Handset		Page 69 of 259



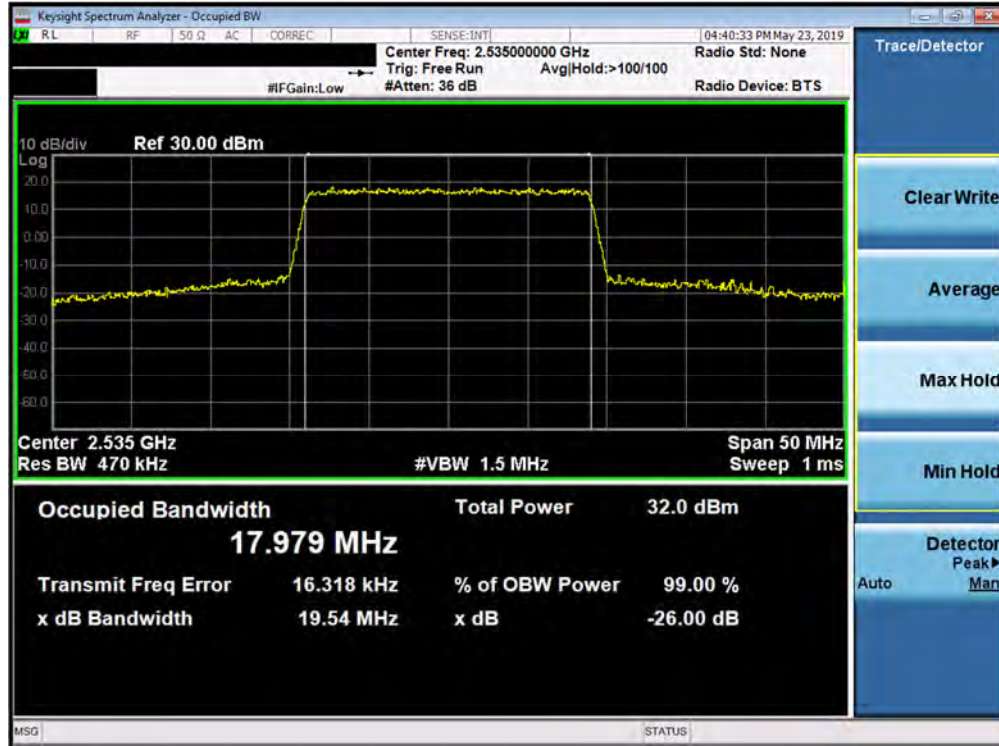
Plot 7-103. Occupied Bandwidth Plot (Band 7 - 15.0MHz 64-QAM - Full RB Configuration)



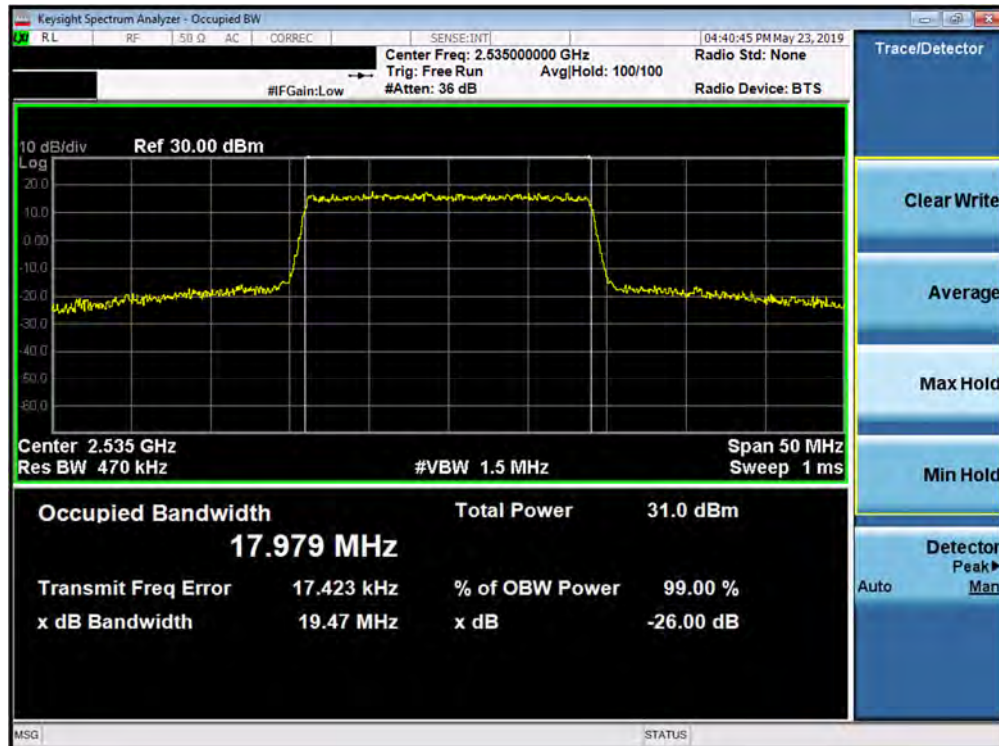
Plot 7-104. Occupied Bandwidth Plot (Band 7 - 15.0MHz 256-QAM - Full RB Configuration)

FCC ID: A3LSMN976V	<b>PCTEST</b> ENGINEERING LABORATORY, INC.	<b>MEASUREMENT REPORT (CERTIFICATION)</b>	<b>SAMSUNG</b>	Approved by: Quality Manager
Test Report S/N: 1M1905130071-03.A3L	Test Dates: 05/14 - 06/28/2019	EUT Type: Portable Handset		Page 70 of 259



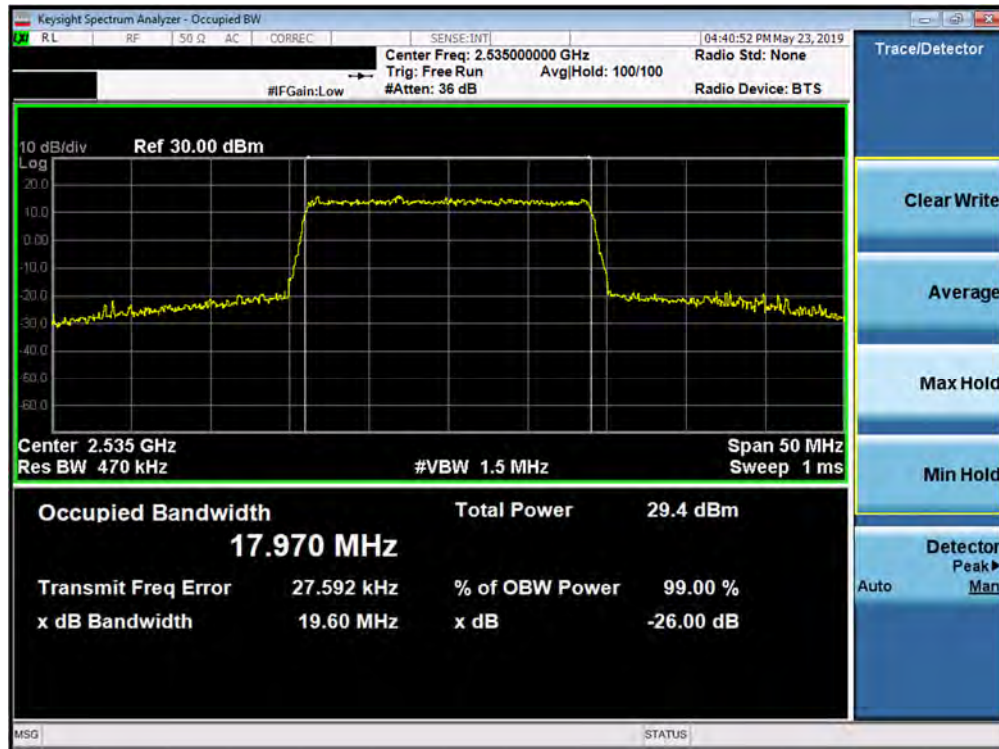


Plot 7-105. Occupied Bandwidth Plot (Band 7 - 20.0MHz QPSK - Full RB Configuration)

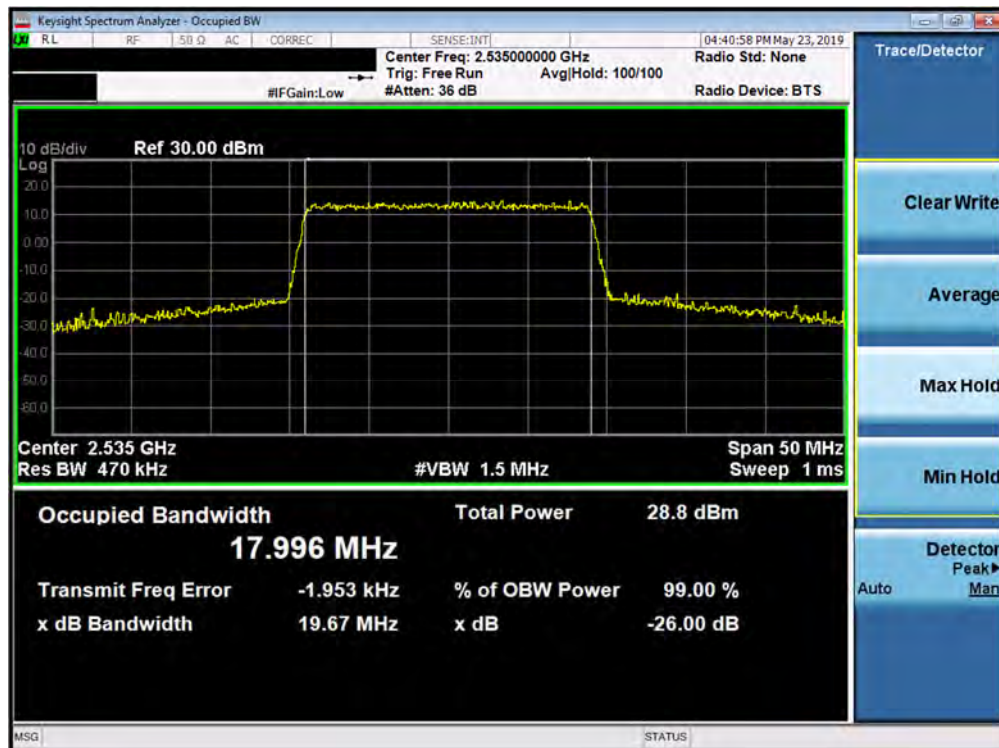


Plot 7-106. Occupied Bandwidth Plot (Band 7 - 20.0MHz 16-QAM - Full RB Configuration)

FCC ID: A3LSMN976V	<b>PCTEST</b> ENGINEERING LABORATORY, INC.	<b>MEASUREMENT REPORT (CERTIFICATION)</b>	<b>SAMSUNG</b>	Approved by: Quality Manager
Test Report S/N: 1M1905130071-03.A3L	Test Dates: 05/14 - 06/28/2019	EUT Type: Portable Handset		Page 71 of 259



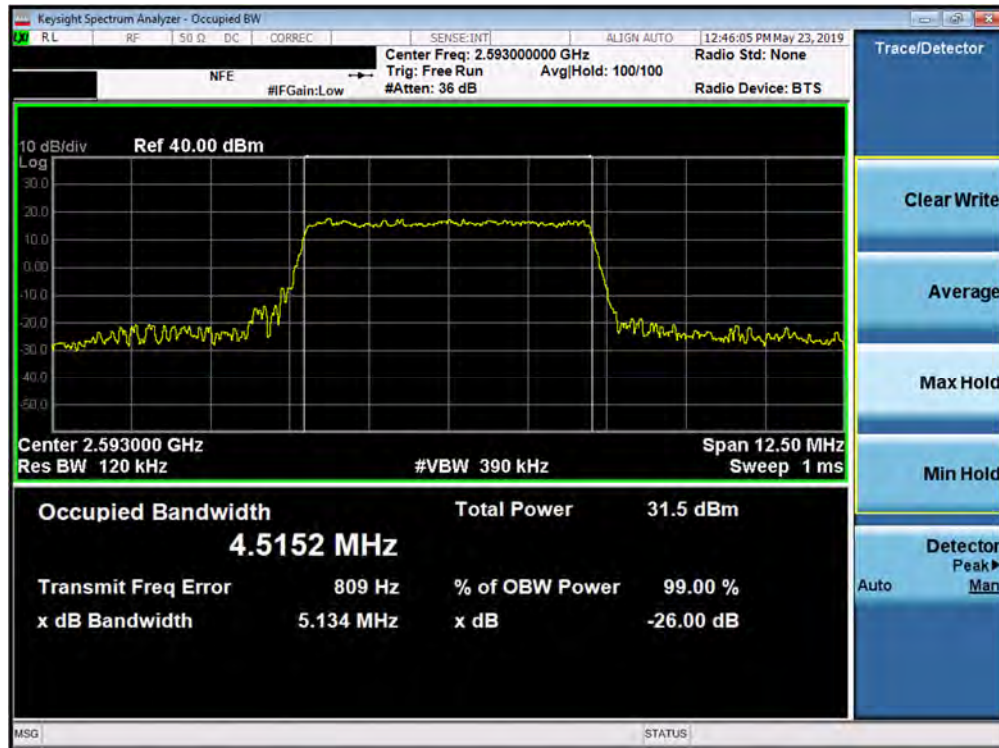
Plot 7-107. Occupied Bandwidth Plot (Band 7 - 20.0MHz 64-QAM - Full RB Configuration)



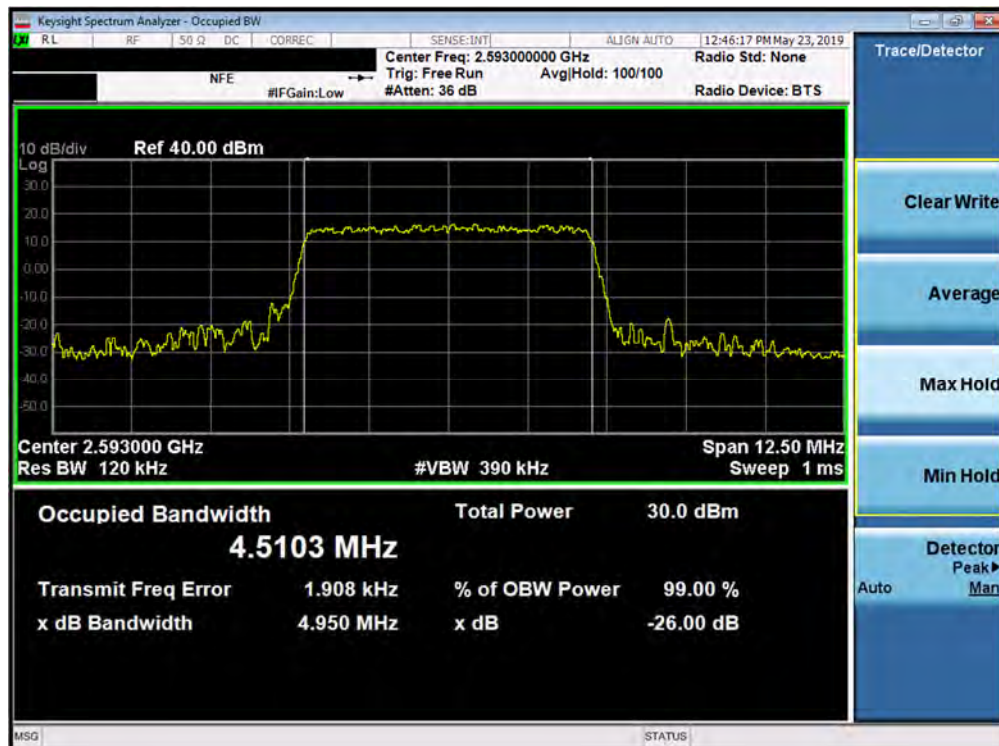
Plot 7-108. Occupied Bandwidth Plot (Band 7 - 20.0MHz 256-QAM - Full RB Configuration)

FCC ID: A3LSMN976V	<b>PCTEST</b> ENGINEERING LABORATORY, INC.	MEASUREMENT REPORT (CERTIFICATION)	<b>SAMSUNG</b>	Approved by: Quality Manager
Test Report S/N: 1M1905130071-03.A3L	Test Dates: 05/14 - 06/28/2019	EUT Type: Portable Handset		Page 72 of 259

## Band 41



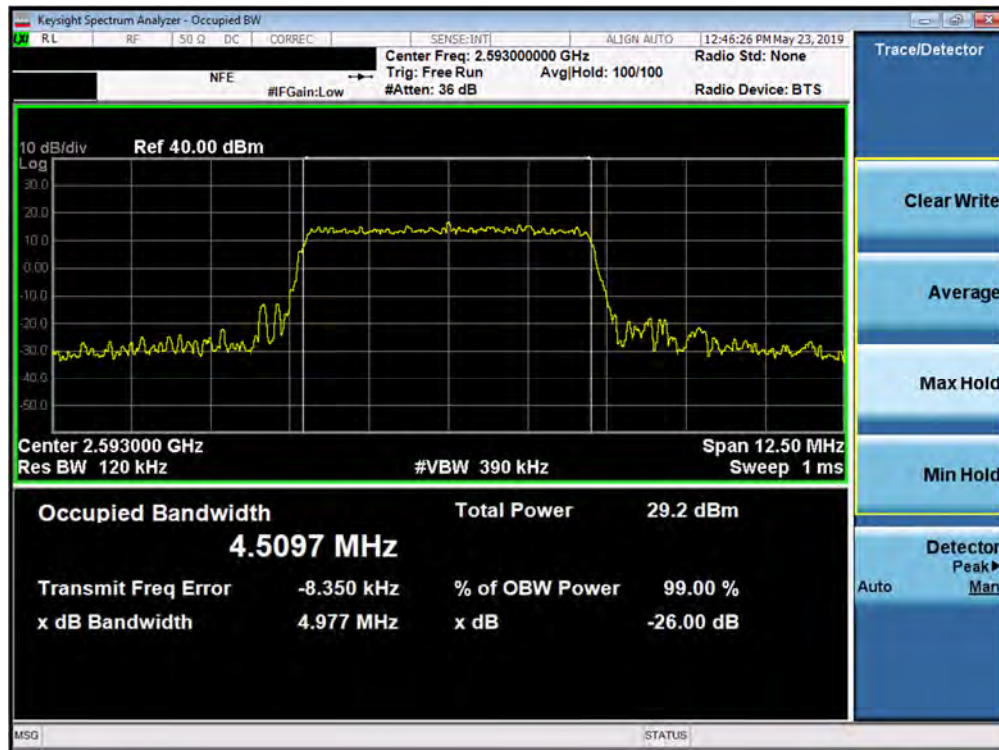
Plot 7-109. Occupied Bandwidth Plot (Band 41 - 5.0MHz QPSK - Full RB Configuration)



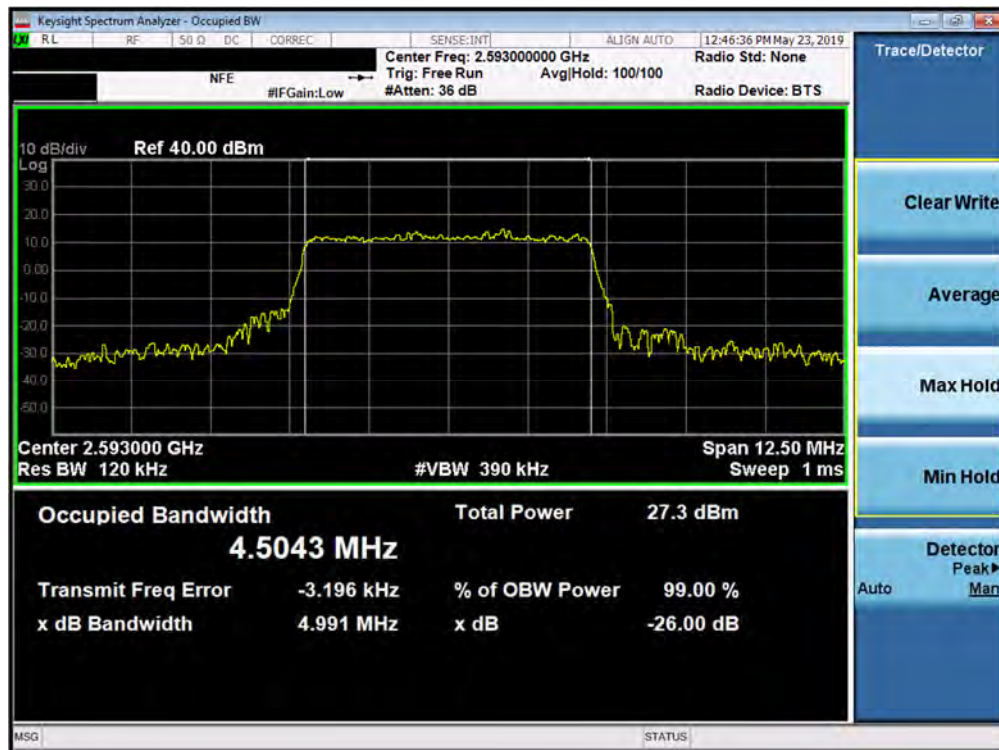
Plot 7-110. Occupied Bandwidth Plot (Band 41 - 5.0MHz 16-QAM - Full RB Configuration)

FCC ID: A3LSMN976V	<b>PCTEST</b> ENGINEERING LABORATORY, INC.	MEASUREMENT REPORT (CERTIFICATION)	<b>SAMSUNG</b>	Approved by: Quality Manager
Test Report S/N: 1M1905130071-03.A3L	Test Dates: 05/14 - 06/28/2019	EUT Type: Portable Handset		Page 73 of 259



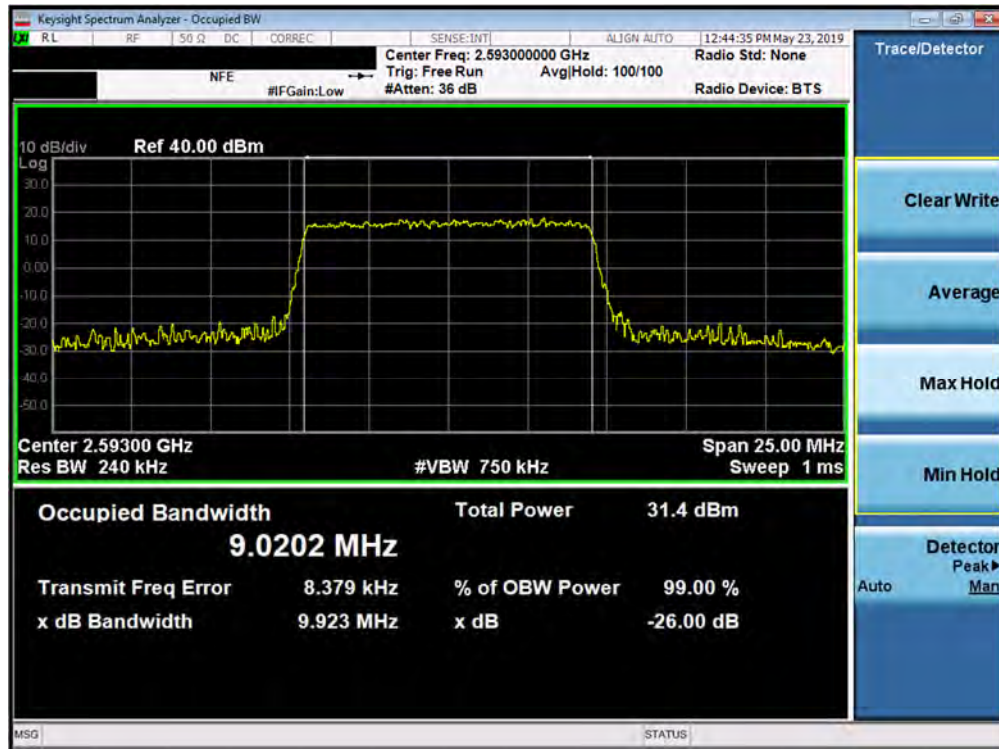


Plot 7-111. Occupied Bandwidth Plot (Band 41 - 5.0MHz 64-QAM - Full RB Configuration)

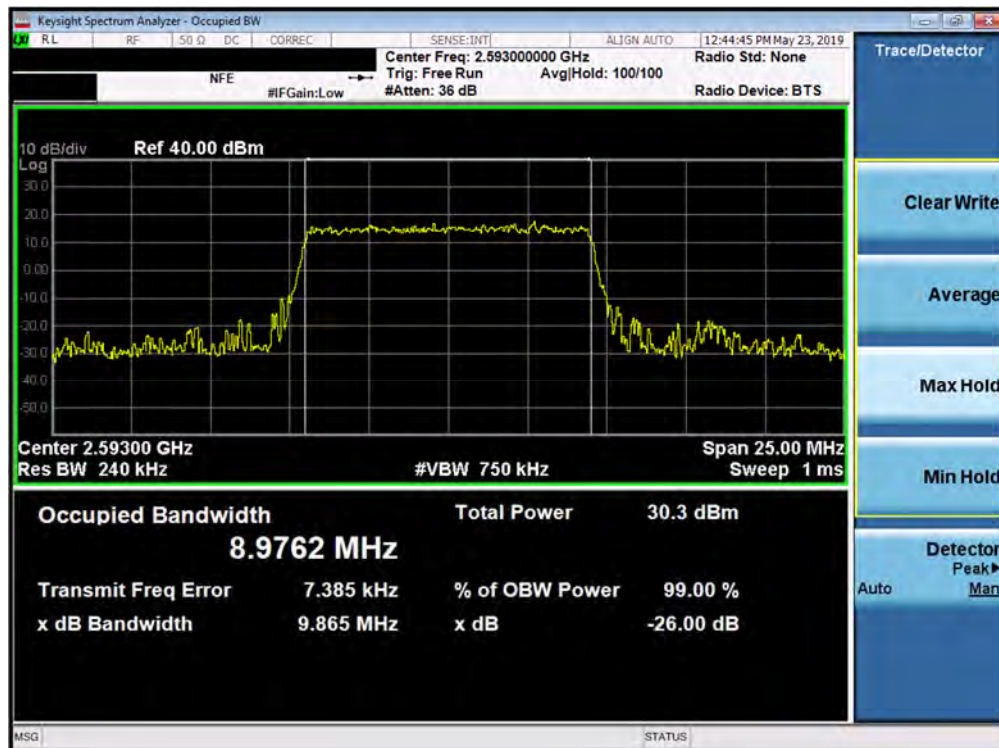


Plot 7-112. Occupied Bandwidth Plot (Band 41 - 5.0MHz 256-QAM - Full RB Configuration)

FCC ID: A3LSMN976V	<b>PCTEST</b> ENGINEERING LABORATORY, INC.	<b>MEASUREMENT REPORT</b> (CERTIFICATION)	<b>SAMSUNG</b>	Approved by: Quality Manager
Test Report S/N: 1M1905130071-03.A3L	Test Dates: 05/14 - 06/28/2019	EUT Type: Portable Handset		Page 74 of 259

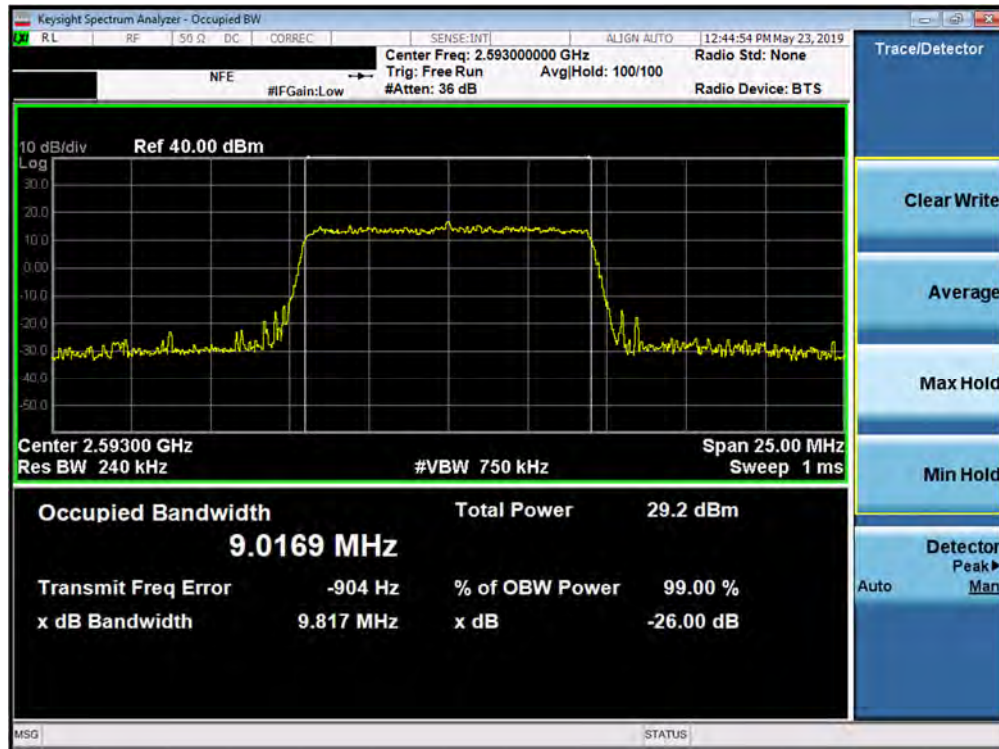


Plot 7-113. Occupied Bandwidth Plot (Band 41 - 10.0MHz QPSK - Full RB Configuration)

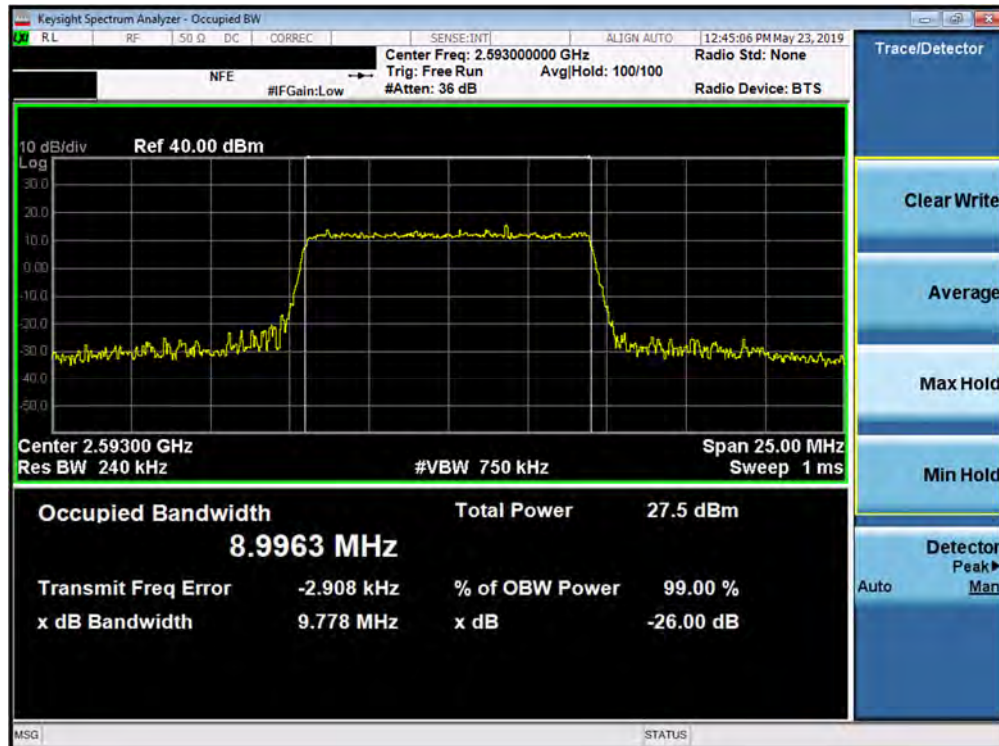


Plot 7-114. Occupied Bandwidth Plot (Band 41 - 10.0MHz 16-QAM - Full RB Configuration)

FCC ID: A3LSMN976V	<b>PCTEST</b> ENGINEERING LABORATORY, INC.	MEASUREMENT REPORT (CERTIFICATION)	<b>SAMSUNG</b>	Approved by: Quality Manager
Test Report S/N: 1M1905130071-03.A3L	Test Dates: 05/14 - 06/28/2019	EUT Type: Portable Handset		Page 75 of 259



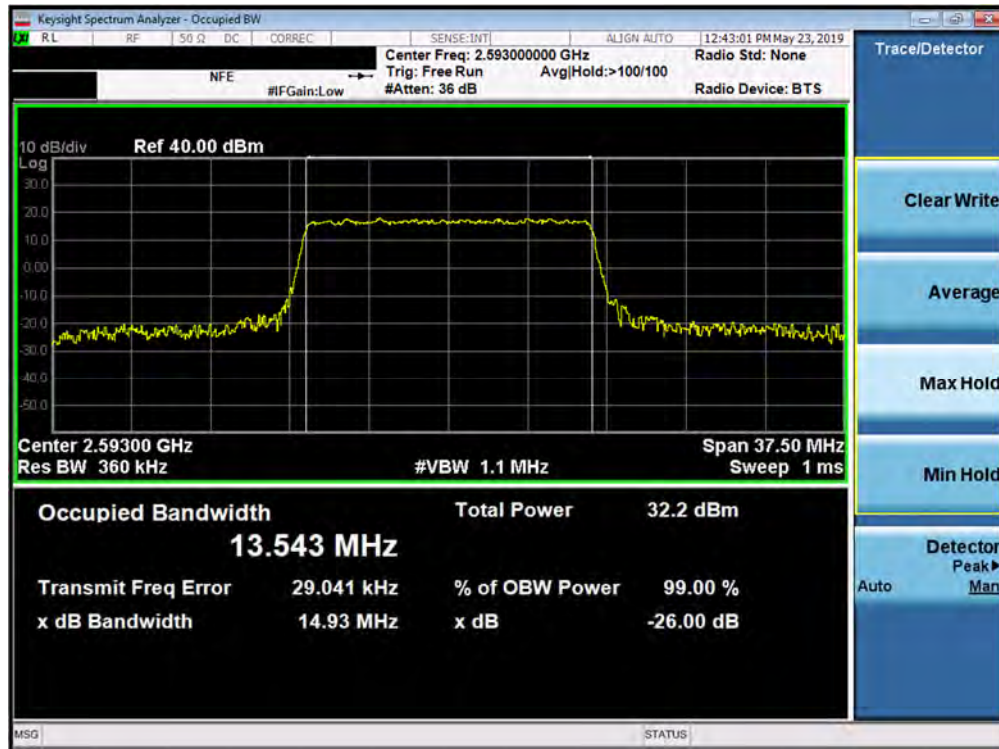
Plot 7-115. Occupied Bandwidth Plot (Band 41 - 10.0MHz 64-QAM - Full RB Configuration)



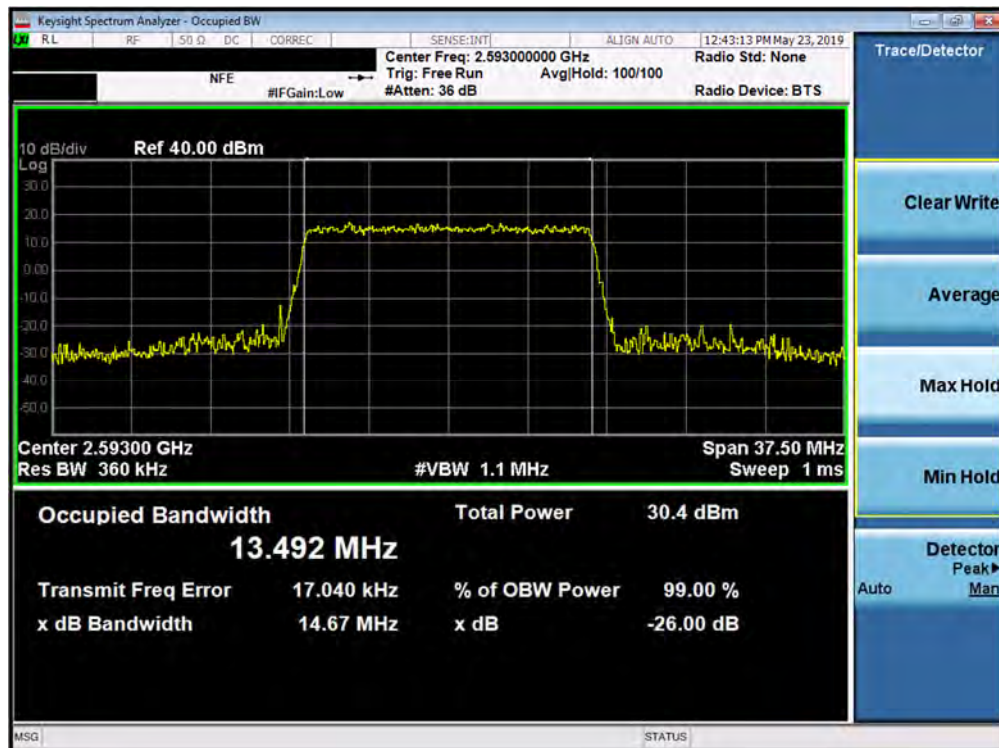
Plot 7-116. Occupied Bandwidth Plot (Band 41 - 10.0MHz 256-QAM - Full RB Configuration)

FCC ID: A3LSMN976V	<b>PCTEST</b> ENGINEERING LABORATORY, INC.	MEASUREMENT REPORT (CERTIFICATION)	<b>SAMSUNG</b>	Approved by: Quality Manager
Test Report S/N: 1M1905130071-03.A3L	Test Dates: 05/14 - 06/28/2019	EUT Type: Portable Handset		Page 76 of 259



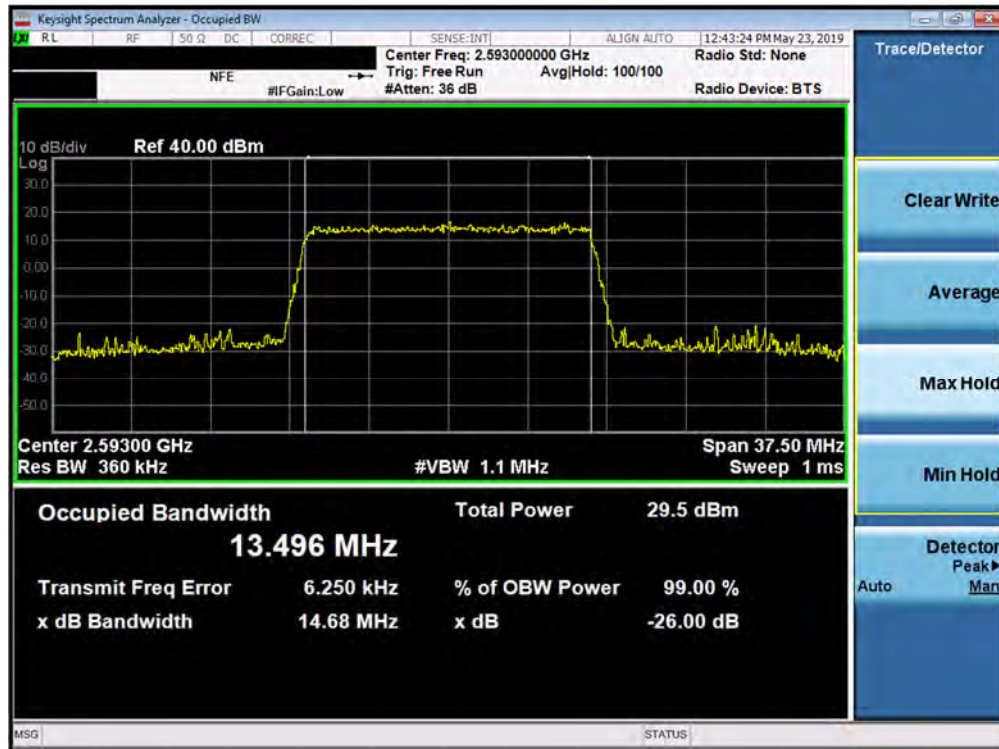


Plot 7-117. Occupied Bandwidth Plot (Band 41 - 15.0MHz QPSK - Full RB Configuration)

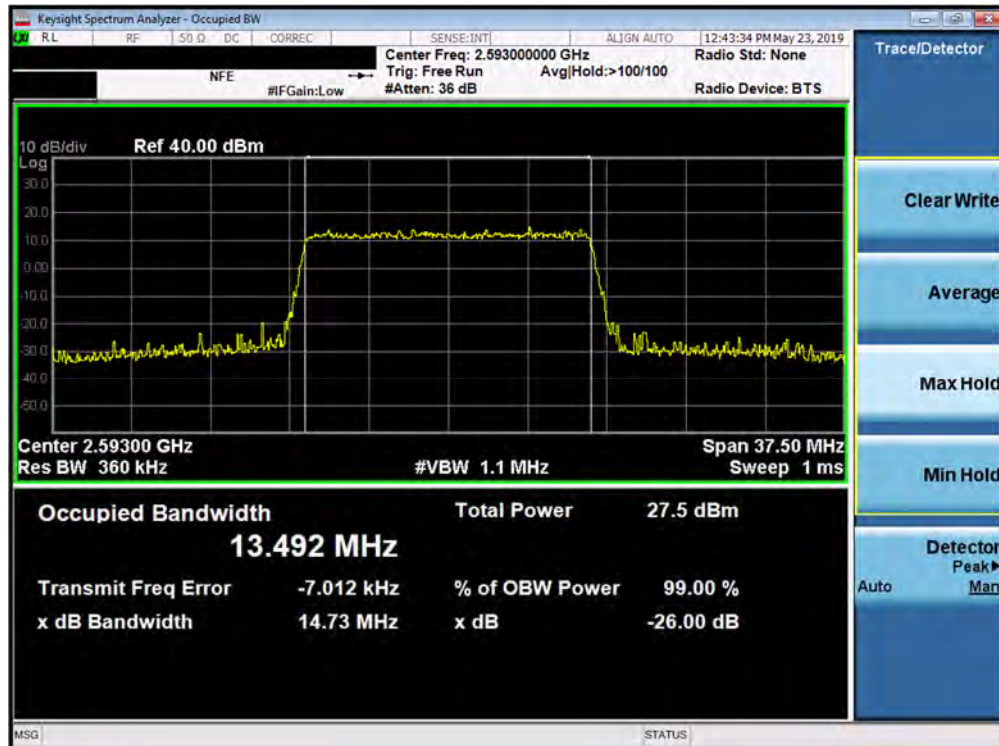


Plot 7-118. Occupied Bandwidth Plot (Band 41 - 15.0MHz 16-QAM - Full RB Configuration)

FCC ID: A3LSMN976V	<b>PCTEST</b> ENGINEERING LABORATORY, INC.	MEASUREMENT REPORT (CERTIFICATION)	<b>SAMSUNG</b>	Approved by: Quality Manager
Test Report S/N: 1M1905130071-03.A3L	Test Dates: 05/14 - 06/28/2019	EUT Type: Portable Handset		Page 77 of 259

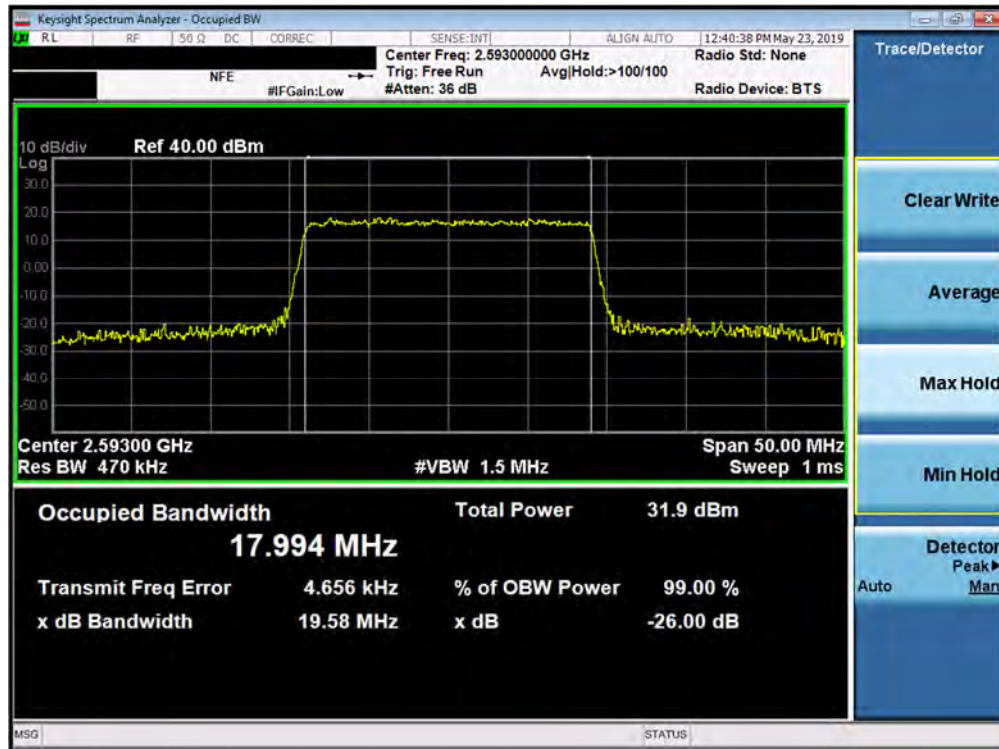


Plot 7-119. Occupied Bandwidth Plot (Band 41 - 15.0MHz 64-QAM - Full RB Configuration)

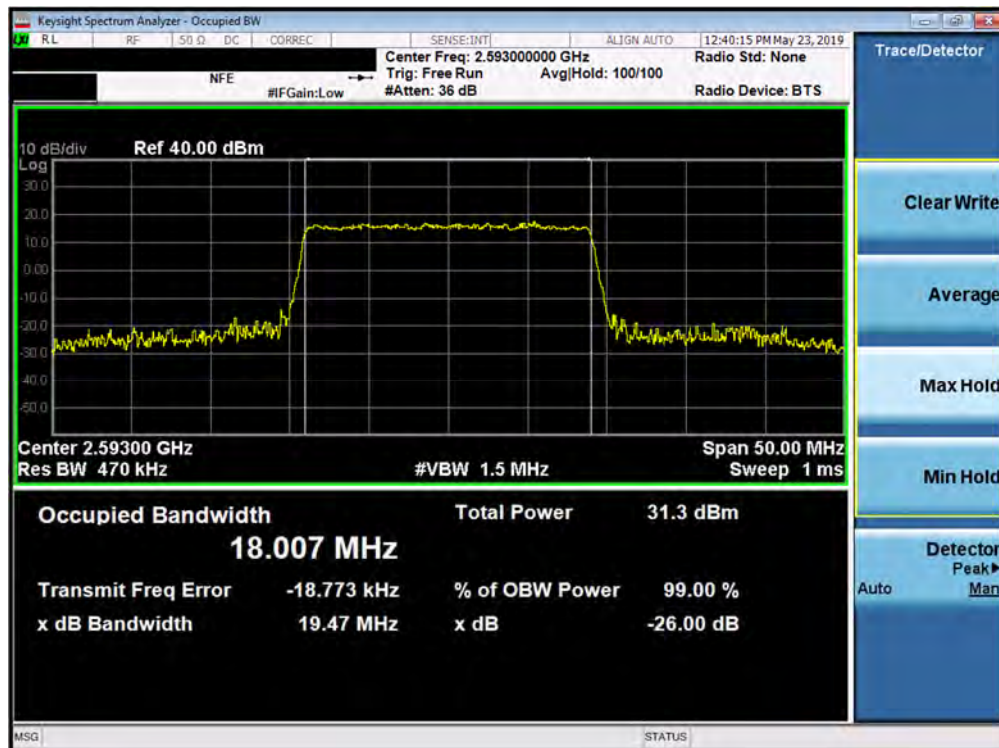


Plot 7-120. Occupied Bandwidth Plot (Band 41 - 15.0MHz 256-QAM - Full RB Configuration)

FCC ID: A3LSMN976V	<b>PCTEST</b> ENGINEERING LABORATORY, INC.	<b>MEASUREMENT REPORT (CERTIFICATION)</b>	<b>SAMSUNG</b>	Approved by: Quality Manager
Test Report S/N: 1M1905130071-03.A3L	Test Dates: 05/14 - 06/28/2019	EUT Type: Portable Handset		Page 78 of 259



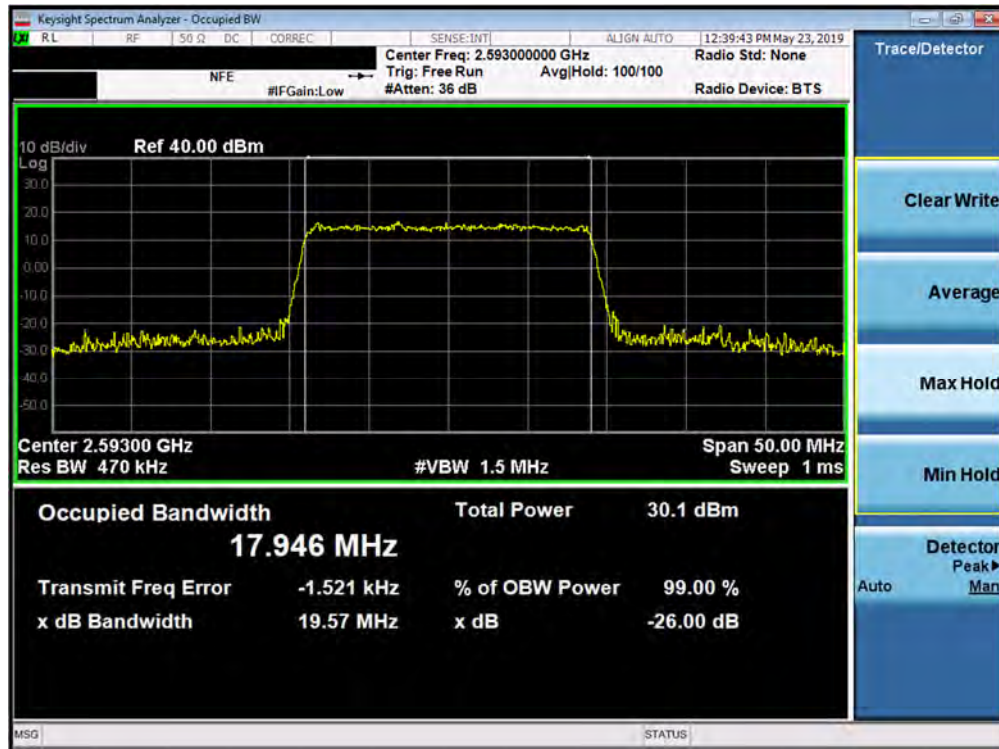
Plot 7-121. Occupied Bandwidth Plot (Band 41 - 20.0MHz QPSK - Full RB Configuration)



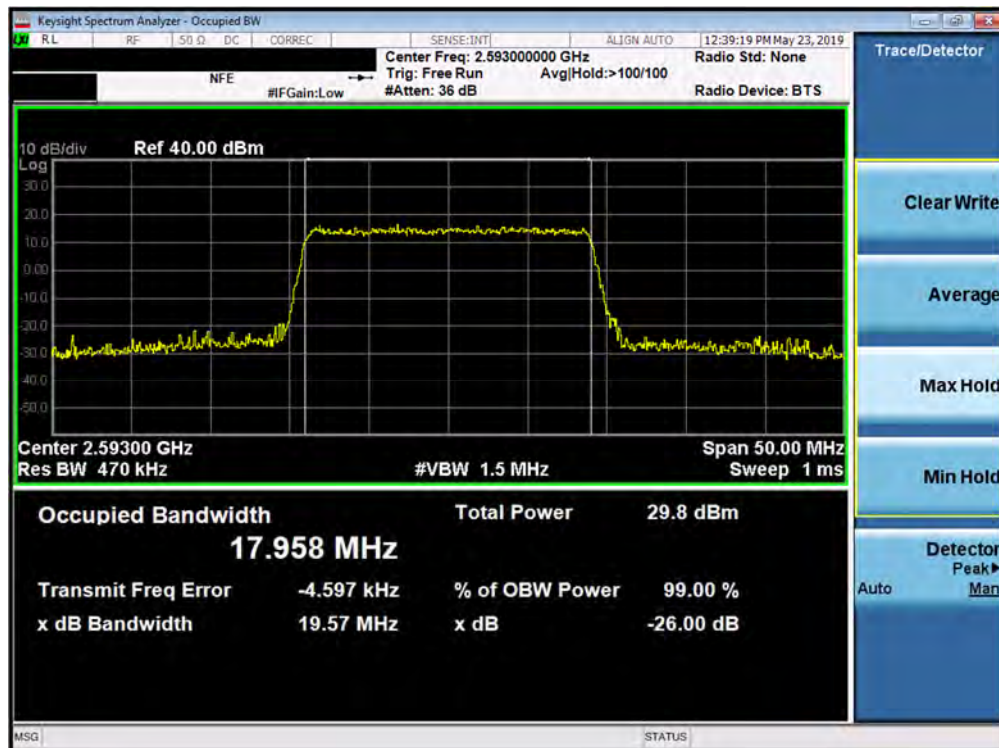
Plot 7-122. Occupied Bandwidth Plot (Band 41 - 20.0MHz 16-QAM - Full RB Configuration)

FCC ID: A3LSMN976V	<b>PCTEST</b> ENGINEERING LABORATORY, INC.	MEASUREMENT REPORT (CERTIFICATION)	<b>SAMSUNG</b>	Approved by: Quality Manager
Test Report S/N: 1M1905130071-03.A3L	Test Dates: 05/14 - 06/28/2019	EUT Type: Portable Handset		Page 79 of 259





Plot 7-123. Occupied Bandwidth Plot (Band 41 - 20.0MHz 64-QAM - Full RB Configuration)



Plot 7-124. Occupied Bandwidth Plot (Band 41 - 20.0MHz 256-QAM - Full RB Configuration)

FCC ID: A3LSMN976V	<b>PCTEST</b> ENGINEERING LABORATORY, INC.	<b>MEASUREMENT REPORT (CERTIFICATION)</b>	<b>SAMSUNG</b>	Approved by: Quality Manager
Test Report S/N: 1M1905130071-03.A3L	Test Dates: 05/14 - 06/28/2019	EUT Type: Portable Handset		Page 80 of 259