



SAR EVALUATION REPORT

Applicant Name:
 Samsung Electronics Co., Ltd.
 129, Samsung-ro, Maetan dong,
 Yeongtong-gu, Suwon-si
 Gyeonggi-do, 16677, Korea

Date of Testing:
 09/10/19 – 11/06/19
Test Site/Location:
 PCTEST Lab, Columbia, MD, USA
Document Serial No.:
 1M1909040147-01.A3L

FCC ID: A3LSMN976U

APPLICANT: SAMSUNG ELECTRONICS CO., LTD.

DUT Type: Portable Handset
Application Type: Certification
FCC Rule Part(s): CFR §2.1093
Model: SM-N976U

| Equipment Class | Band & Mode | Tx Frequency | SAR | | | |
|---|--------------------|-----------------------|----------------|---------------------|-------------------|--------------------|
| | | | 1g Head (W/kg) | 1g Body-Worn (W/kg) | 1g Hotspot (W/kg) | 10g Phablet (W/kg) |
| PCE | GSM/GPRS/EDGE 850 | 824.20 - 848.80 MHz | 0.10 | 0.17 | 0.43 | N/A |
| PCE | GSM/GPRS/EDGE 1900 | 1850.20 - 1909.80 MHz | < 0.1 | 0.34 | 0.98 | 3.26 |
| PCE | UMTS 850 | 826.40 - 846.60 MHz | 0.21 | 0.30 | 0.90 | N/A |
| PCE | UMTS 1750 | 1712.4 - 1752.6 MHz | 0.17 | 0.87 | 0.87 | 2.05 |
| PCE | UMTS 1900 | 1852.4 - 1907.6 MHz | 0.16 | 1.01 | 0.63 | 2.05 |
| PCE | LTE Band 71 | 665.5 - 695.5 MHz | 0.11 | 0.18 | 0.30 | N/A |
| PCE | NR Band n71 | 665.5 - 695.5 MHz | 0.12 | 0.15 | 0.23 | N/A |
| PCE | LTE Band 12 | 699.7 - 715.3 MHz | 0.10 | 0.21 | 0.35 | N/A |
| PCE | LTE Band 13 | 779.5 - 784.5 MHz | 0.14 | 0.28 | 0.57 | N/A |
| PCE | LTE Band 14 | 790.5 - 795.5 MHz | 0.13 | 0.25 | 0.50 | N/A |
| PCE | LTE Band 26 (Cell) | 814.7 - 848.3 MHz | 0.18 | 0.31 | 0.55 | N/A |
| PCE | LTE Band 5 (Cell) | 824.7 - 848.3 MHz | 0.18 | 0.29 | 0.61 | N/A |
| PCE | NR Band n5 (Cell) | 826.5 - 846.5 MHz | 0.21 | 0.34 | 0.73 | N/A |
| PCE | LTE Band 66 (AWS) | 1710.7 - 1779.3 MHz | 0.14 | 0.92 | 1.31 | 3.28 |
| PCE | LTE Band 4 (AWS) | 1710.7 - 1754.3 MHz | N/A | N/A | N/A | N/A |
| PCE | LTE Band 25 (PCS) | 1850.7 - 1914.3 MHz | < 0.1 | 0.72 | 0.87 | 2.56 |
| PCE | LTE Band 2 (PCS) | 1850.7 - 1909.3 MHz | < 0.1 | 0.92 | 0.83 | 2.48 |
| PCE | LTE Band 30 | 2307.5 - 2312.5 MHz | < 0.1 | 0.59 | 1.29 | 2.34 |
| PCE | LTE Band 7 | 2502.5 - 2567.5 MHz | 0.10 | 0.36 | 1.03 | 2.44 |
| CBE | LTE Band 48 | 3552.5 - 3697.5 MHz | < 0.1 | 0.13 | 0.55 | N/A |
| PCE | LTE Band 41 | 2498.5 - 2687.5 MHz | 0.10 | 0.34 | 0.83 | 2.76 |
| PCE | LTE Band 38 | 2572.5 - 2617.5 MHz | N/A | N/A | N/A | N/A |
| DTS | 2.4 GHz WLAN | 2412 - 2462 MHz | 0.76 | 0.13 | 0.35 | N/A |
| Nil | U-NII-1 | 5180 - 5240 MHz | N/A | N/A | N/A | N/A |
| Nil | U-NII-2A | 5260 - 5320 MHz | 0.13 | 0.15 | N/A | 1.11 |
| Nil | U-NII-2C | 5500 - 5720 MHz | 0.19 | 0.19 | N/A | 1.08 |
| Nil | U-NII-3 | 5745 - 5825 MHz | 0.32 | 0.25 | 0.34 | N/A |
| DSS/DTS | Bluetooth | 2402 - 2480 MHz | 0.36 | < 0.1 | < 0.1 | N/A |
| Simultaneous SAR per KDB 690783 D01v01r03: | | | 1.34 | 1.54 | 1.58 | 3.98 |

This wireless portable device has been shown to be capable of compliance for localized specific absorption rate (SAR) for uncontrolled environment/general population exposure limits specified in ANSI/IEEE C95.1-1992 and has been tested in accordance with the measurement procedures specified in Section 1.8 of this report; for North American frequency bands only.

I attest to the accuracy of data. All measurements reported herein were performed by me or were made under my supervision and are correct to the best of my knowledge and belief. I assume full responsibility for the completeness of these measurements and vouch for the qualifications of all persons taking them. Test results reported herein relate only to the item(s) tested.

Randy Ortanez
 President





The SAR Tick is an initiative of the Mobile & Wireless Forum (MWF). While a product may be considered eligible, use of the SAR Tick logo requires an agreement with the MWF. Further details can be obtained by emailing: sartick@mwfai.info.

| | | | | |
|--------------------------------------|-------------------------------------|-------------------------------|--|---------------------------------|
| FCC ID A3LSMN976U | PCTEST ENGINEERING LABORATORY, INC. | SAR EVALUATION REPORT | | Approved by: Quality Manager |
| Document S/N: 1M1909040147-01.A3L | Test Dates: 09/10/19 – 11/06/19 | DUT Type: Portable Handset | | Page 1 of 212 |

TABLE OF CONTENTS



| | | |
|-------------|--|-----|
| 1 | DEVICE UNDER TEST | 3 |
| 2 | LTE AND NR INFORMATION | 14 |
| 3 | INTRODUCTION | 16 |
| 4 | DOSIMETRIC ASSESSMENT | 17 |
| 5 | DEFINITION OF REFERENCE POINTS | 18 |
| 6 | TEST CONFIGURATION POSITIONS | 19 |
| 7 | RF EXPOSURE LIMITS | 23 |
| 8 | FCC MEASUREMENT PROCEDURES..... | 24 |
| 9 | RF CONDUCTED POWERS..... | 30 |
| 10 | SYSTEM VERIFICATION..... | 116 |
| 11 | SAR DATA SUMMARY | 122 |
| 12 | FCC MULTI-TX AND ANTENNA SAR CONSIDERATIONS..... | 160 |
| 13 | SAR MEASUREMENT VARIABILITY | 195 |
| 14 | ADDITIONAL TESTING PER FCC GUIDANCE | 197 |
| 15 | EQUIPMENT LIST..... | 208 |
| 16 | MEASUREMENT UNCERTAINTIES..... | 209 |
| 17 | CONCLUSION..... | 210 |
| 18 | REFERENCES | 211 |
| | | |
| APPENDIX A: | SAR TEST PLOTS | |
| APPENDIX B: | SAR DIPOLE VERIFICATION PLOTS | |
| APPENDIX C: | SAR TISSUE SPECIFICATIONS | |
| APPENDIX D: | SAR SYSTEM VALIDATION | |
| APPENDIX E: | DUT ANTENNA DIAGRAM & SAR TEST SETUP PHOTOGRAPHS | |
| APPENDIX F: | DOWNLINK LTE CA RF CONDUCTED POWERS | |
| APPENDIX G: | POWER REDUCTION VERIFICATION | |
| APPENDIX H: | 802.11ax RU SAR EXCLUSION | |
| APPENDIX I: | PROBE AND DIPOLE CALIBRATION CERTIFICATES | |

| | | | | |
|--------------------------------------|---|-------------------------------|---|---------------------------------|
| FCC ID A3LSMN976U |  | SAR EVALUATION REPORT |  | Approved by: Quality Manager |
| Document S/N: 1M1909040147-01.A3L | Test Dates: 09/10/19 – 11/06/19 | DUT Type: Portable Handset | Page 2 of 212 | |

1 DEVICE UNDER TEST

1.1 Device Overview

| Band & Mode | Operating Modes | Tx Frequency |
|--------------------|-----------------|-----------------------|
| GSM/GPRS/EDGE 850 | Voice/Data | 824.20 - 848.80 MHz |
| GSM/GPRS/EDGE 1900 | Voice/Data | 1850.20 - 1909.80 MHz |
| UMTS 850 | Voice/Data | 826.40 - 846.60 MHz |
| UMTS 1750 | Voice/Data | 1712.4 - 1752.6 MHz |
| UMTS 1900 | Voice/Data | 1852.4 - 1907.6 MHz |
| LTE Band 71 | Voice/Data | 665.5 - 695.5 MHz |
| NR Band n71 | Data | 665.5 - 695.5 MHz |
| LTE Band 12 | Voice/Data | 699.7 - 715.3 MHz |
| LTE Band 13 | Voice/Data | 779.5 - 784.5 MHz |
| LTE Band 14 | Voice/Data | 790.5 - 795.5 MHz |
| LTE Band 26 (Cell) | Voice/Data | 814.7 - 848.3 MHz |
| LTE Band 5 (Cell) | Voice/Data | 824.7 - 848.3 MHz |
| NR Band n5 (Cell) | Data | 826.5 - 846.5 MHz |
| LTE Band 66 (AWS) | Voice/Data | 1710.7 - 1779.3 MHz |
| LTE Band 4 (AWS) | Voice/Data | 1710.7 - 1754.3 MHz |
| LTE Band 25 (PCS) | Voice/Data | 1850.7 - 1914.3 MHz |
| LTE Band 2 (PCS) | Voice/Data | 1850.7 - 1909.3 MHz |
| LTE Band 30 | Voice/Data | 2307.5 - 2312.5 MHz |
| LTE Band 7 | Voice/Data | 2502.5 - 2567.5 MHz |
| LTE Band 48 | Voice/Data | 3552.5 - 3697.5 MHz |
| LTE Band 41 | Voice/Data | 2498.5 - 2687.5 MHz |
| LTE Band 38 | Voice/Data | 2572.5 - 2617.5 MHz |
| 2.4 GHz WLAN | Voice/Data | 2412 - 2462 MHz |
| U-NII-1 | Voice/Data | 5180 - 5240 MHz |
| U-NII-2A | Voice/Data | 5260 - 5320 MHz |
| U-NII-2C | Voice/Data | 5500 - 5720 MHz |
| U-NII-3 | Voice/Data | 5745 - 5825 MHz |
| Bluetooth | Data | 2402 - 2480 MHz |
| NFC | Data | 13.56 MHz |
| ANT+ | Data | 2402 - 2480 MHz |
| MST | Data | 555 Hz - 8.33 kHz |

| | | | | |
|--------------------------------------|---|-------------------------------|---|---------------------------------|
| FCC ID A3LSMN976U |  PCTEST ENGINEERING LABORATORY, INC. | SAR EVALUATION REPORT |  | Approved by: Quality Manager |
| Document S/N: 1M1909040147-01.A3L | Test Dates: 09/10/19 – 11/06/19 | DUT Type: Portable Handset | | Page 3 of 212 |

1.2 Power Reduction for SAR

This device utilizes a power reduction mechanism for some wireless modes and bands for SAR compliance under portable hotspot conditions and under some conditions when the device is being used in close proximity to the user's hand. All hotspot SAR evaluations for this device were performed at the maximum allowed output power when hotspot is enabled. FCC KDB Publication 616217 D04v01r02 Section 6 was used as a guideline for selecting SAR test distances for this device when being used in phablet use conditions. Detailed descriptions of the power reduction mechanism are included in the operational description. Additionally, when 5G NR is active, this device reduces power for some phablet conditions and hotspot conditions for some LTE bands. Detailed descriptions of the power reduction mechanism are included in the operational description.



This device uses an independent fixed level power reduction mechanism for WLAN operations during voice or VoIP held to ear scenarios. Per FCC Guidance, the held-to-ear exposure conditions were evaluated at reduced power according to the head SAR positions described in IEEE 1528-2013. Additionally, when 5G NR is active, the WLAN power is reduced. Detailed descriptions of the power reduction mechanism are included in the operational description.

1.3 Nominal and Maximum Output Power Specifications



This device operates using the following maximum and nominal output power specifications. SAR values were scaled to the maximum allowed power to determine compliance per KDB Publication 447498 D01v06.

1.3.1 2G/3G/4G/5G Output Power

| GSM/GPRS/EDGE 850 MHz | | | | | | | | | | |
|-------------------------|-------------------|---|------------------------------------|------------------|---------------------|------------|-------------------------------------|------------|------------|------------|
| Power Level | Mode / Band | Voice (in dBm) | Data - Burst Average GMSK (in dBm) | | | | Data - Burst Average 8-PSK (in dBm) | | | |
| | | 1 TX Slot | 1 TX Slots | 2 TX Slots | 3 TX Slots | 4 TX Slots | 1 TX Slots | 2 TX Slots | 3 TX Slots | 4 TX Slots |
| Max | Max allowed power | 33.5 | 33.5 | 32.5 | 30.5 | 28.5 | 28.0 | 26.0 | 24.0 | 23.0 |
| | Nominal | 32.5 | 32.5 | 31.5 | 29.5 | 27.5 | 27.0 | 25.0 | 23.0 | 22.0 |
| GSM/GPRS/EDGE 1900 MHz | | | | | | | | | | |
| Power Level | Mode / Band | Voice (in dBm) | Data - Burst Average GMSK (in dBm) | | | | Data - Burst Average 8-PSK (in dBm) | | | |
| | | 1 TX Slot | 1 TX Slots | 2 TX Slots | 3 TX Slots | 4 TX Slots | 1 TX Slots | 2 TX Slots | 3 TX Slots | 4 TX Slots |
| Max | Max allowed power | 30.0 | 30.0 | 28.0 | 26.0 | 24.5 | 26.5 | 24.5 | 22.5 | 21.5 |
| | Nominal | 29.0 | 29.0 | 27.0 | 25.0 | 23.5 | 25.5 | 23.5 | 21.5 | 20.5 |
| Hotspot Mode Active | Max allowed power | N/A | 26.5 | 25.0 | 23.5 | 21.5 | 26.5 | 24.5 | 22.5 | 21.5 |
| | Nominal | N/A | 25.5 | 24.0 | 22.5 | 20.5 | 25.5 | 23.5 | 21.5 | 20.5 |
| UMTS Band 5 (850 MHz) | | | | | | | | | | |
| Power Level | Mode / Band | Modulated Average Output Power (in dBm) | | | | | | | | |
| | | 3GPP WCDMA Rel 99 | 3GPP HSDPA Rel 5 | 3GPP HSUPA Rel 6 | 3GPP DC-HSDPA Rel 8 | | | | | |
| Max | Max allowed power | 25.5 | 24.5 | 24.5 | 24.5 | | | | | |
| | Nominal | 24.5 | 23.5 | 23.5 | 23.5 | | | | | |
| UMTS Band 4 (1750 MHz) | | | | | | | | | | |
| Power Level | Mode / Band | Modulated Average Output Power (in dBm) | | | | | | | | |
| | | 3GPP WCDMA Rel 99 | 3GPP HSDPA Rel 5 | 3GPP HSUPA Rel 6 | 3GPP DC-HSDPA Rel 8 | | | | | |
| Max | Max allowed power | 25.0 | 24.0 | 24.0 | 24.0 | | | | | |
| | Nominal | 24.0 | 23.0 | 23.0 | 23.0 | | | | | |
| Hotspot Mode Active | Max allowed power | 20.0 | 19.0 | 19.0 | 19.0 | | | | | |
| | Nominal | 19.0 | 18.0 | 18.0 | 18.0 | | | | | |
| Proximity Sensor Active | Max allowed power | 20.0 | 19.0 | 19.0 | 19.0 | | | | | |
| | Nominal | 19.0 | 18.0 | 18.0 | 18.0 | | | | | |
| Earjack Active | Max allowed power | 20.0 | 19.0 | 19.0 | 19.0 | | | | | |
| | Nominal | 19.0 | 18.0 | 18.0 | 18.0 | | | | | |
| UMTS Band 2 (1900 MHz) | | | | | | | | | | |
| Power Level | Mode / Band | Modulated Average Output Power (in dBm) | | | | | | | | |
| | | 3GPP WCDMA Rel 99 | 3GPP HSDPA Rel 5 | 3GPP HSUPA Rel 6 | 3GPP DC-HSDPA Rel 8 | | | | | |
| Max | Max allowed power | 25.0 | 24.0 | 24.0 | 24.0 | | | | | |
| | Nominal | 24.0 | 23.0 | 23.0 | 23.0 | | | | | |
| Hotspot Mode Active | Max allowed power | 18.5 | 17.5 | 17.5 | 17.5 | | | | | |
| | Nominal | 17.5 | 16.5 | 16.5 | 16.5 | | | | | |
| Proximity Sensor Active | Max allowed power | 20.5 | 19.5 | 19.5 | 19.5 | | | | | |
| | Nominal | 19.5 | 18.5 | 18.5 | 18.5 | | | | | |
| Earjack Active | Max allowed power | 20.5 | 19.5 | 19.5 | 19.5 | | | | | |
| | Nominal | 19.5 | 18.5 | 18.5 | 18.5 | | | | | |



| | | | | |
|---|---|--------------------------------------|---|--|
| FCC ID A3LSMN976U |  PCTEST ENGINEERING LABORATORY, INC. | SAR EVALUATION REPORT |  | Approved by: Quality Manager |
| Document S/N: 1M1909040147-01.A3L | Test Dates: 09/10/19 – 11/06/19 | DUT Type: Portable Handset | Page 4 of 212 | |

| Mode / Band | | Modulated Average Output Power (in dBm) | | | |
|-----------------------|-------------------|---|---------------------|-------------------------|----------------|
| | | Max | Hotspot Mode Active | Proximity Sensor Active | Earjack Active |
| LTE FDD Band 71 | Max allowed power | 25.8 | 25.8 | 25.8 | 25.8 |
| | Nominal | 24.8 | 24.8 | 24.8 | 24.8 |
| LTE FDD Band 12 | Max allowed power | 25.8 | 25.8 | 25.8 | 25.8 |
| | Nominal | 24.8 | 24.8 | 24.8 | 24.8 |
| LTE FDD Band 13 | Max allowed power | 25.8 | 25.8 | 25.8 | 25.8 |
| | Nominal | 24.8 | 24.8 | 24.8 | 24.8 |
| LTE FDD Band 14 | Max allowed power | 25.3 | 25.3 | 25.3 | 25.3 |
| | Nominal | 24.3 | 24.3 | 24.3 | 24.3 |
| LTE FDD Band 5 | Max allowed power | 25.8 | 25.8 | 25.8 | 25.8 |
| | Nominal | 24.8 | 24.8 | 24.8 | 24.8 |
| LTE FDD Band 26 | Max allowed power | 25.8 | 25.8 | 25.8 | 25.8 |
| | Nominal | 24.8 | 24.8 | 24.8 | 24.8 |
| LTE FDD Band 4 | Max allowed power | 25.0 | 20.5 | 20.5 | 20.5 |
| | Nominal | 24.0 | 19.5 | 19.5 | 19.5 |
| LTE FDD Band 66 | Max allowed power | 25.0 | 20.5 | 20.5 | 20.5 |
| | Nominal | 24.0 | 19.5 | 19.5 | 19.5 |
| LTE FDD Band 2 | Max allowed power | 25.0 | 18.5 | 21.0 | 21.0 |
| | Nominal | 24.0 | 17.5 | 20.0 | 20.0 |
| LTE FDD Band 25 | Max allowed power | 25.0 | 18.5 | 21.0 | 21.0 |
| | Nominal | 24.0 | 17.5 | 20.0 | 20.0 |
| LTE FDD Band 30 | Max allowed power | 24.0 | 21.0 | 23.0 | 23.0 |
| | Nominal | 23.0 | 20.0 | 22.0 | 22.0 |
| LTE FDD Band 7 | Max allowed power | 24.0 | 21.5 | 21.5 | 21.5 |
| | Nominal | 23.0 | 20.5 | 20.5 | 20.5 |
| LTE TDD Band 38 | Max allowed power | 22.5 | 22.5 | 22.5 | 22.5 |
| | Nominal | 21.5 | 21.5 | 21.5 | 21.5 |
| LTE TDD Band 48 | Max allowed power | 23.0 | 23.0 | 23.0 | 23.0 |
| | Nominal | 22.0 | 22.0 | 22.0 | 22.0 |
| LTE TDD Band 41 (PC3) | Max allowed power | 24.5 | 22.5 | 24.5 | 24.5 |
| | Nominal | 23.5 | 21.5 | 23.5 | 23.5 |
| LTE TDD Band 41 (PC2) | Max allowed power | 27.5 | 22.5 | 25.5 | 25.5 |
| | Nominal | 26.5 | 21.5 | 24.5 | 24.5 |

| | | | | |
|--------------------------------------|--|-------------------------------|---|---------------------------------|
| FCC ID A3LSMN976U |  PCTEST ENGINEERING LABORATORY, INC. | SAR EVALUATION REPORT |  | Approved by: Quality Manager |
| Document S/N: 1M1909040147-01.A3L | Test Dates: 09/10/19 – 11/06/19 | DUT Type: Portable Handset | | Page 5 of 212 |

| | Mode / Band | | Modulated Average Output Power (in dBm) | | | |
|-----------|-----------------|-------------------|---|---------------------|-------------------------|----------------|
| | | | Max | Hotspot Mode Active | Proximity Sensor Active | Earjack Active |
| NR Active | LTE FDD Band 66 | Max allowed power | 25.0 | 19.5 | 19.5 | 19.5 |
| | | Nominal | 24.0 | 18.5 | 18.5 | 18.5 |
| | LTE FDD Band 2 | Max allowed power | 25.0 | 18.5 | 21.0 | 21.0 |
| | | Nominal | 24.0 | 17.5 | 20.0 | 20.0 |
| | LTE FDD Band 30 | Max allowed power | 24.0 | 20.5 | 21.5 | 21.5 |
| | | Nominal | 23.0 | 19.5 | 20.5 | 20.5 |

| Mode / Band | | Modulated Average Output Power (in dBm) |
|-----------------|-------------------|---|
| | | Max |
| NR FDD Band n71 | Max allowed power | 25.8 |
| | Nominal | 24.8 |
| NR FDD Band n5 | Max allowed power | 25.8 |
| | Nominal | 24.8 |

| | | | | |
|--------------------------------------|---|-------------------------------|---|---------------------------------|
| FCC ID A3LSMN976U |  PCTEST ENGINEERING LABORATORY, INC. | SAR EVALUATION REPORT |  | Approved by: Quality Manager |
| Document S/N: 1M1909040147-01.A3L | Test Dates: 09/10/19 – 11/06/19 | DUT Type: Portable Handset | | Page 6 of 212 |

1.3.2



Maximum Bluetooth and SISO/MIMO WLAN Output Power

Note: Targets for 802.11ax RU operations can be found in Appendix H

| Mode | Band | IEEE 802.11 (in dBm) | | | | | | | | | | | | | | | | | | | | | |
|-------------------------|----------|----------------------|------|------|------|-----------|------|---------|------|-----------|------|------|------|-----------|------|---------|------|--------------|------|-----------------|------|-----------------|------|
| | | SISO | | | | | | | | SISO | | | | | | | | MIMO | | | | | |
| | | Antenna 1 | | | | Antenna 2 | | | | Antenna 1 | | | | Antenna 2 | | | | g | | n | | ax (SU) | |
| | | b | | g | | n | | ax (SU) | | b | | g | | n | | ax (SU) | | (CDD + STBC) | | (CDD+STBC, SDM) | | (CDD+STBC, SDM) | |
| Maximum / Nominal Power | | Max | Nom. | Max | Nom. | Max | Nom. | Max | Nom. | Max | Nom. | Max | Nom. | Max | Nom. | Max | Nom. | Max | Nom. | Max | Nom. | | |
| 2.4 GHz WIFI | 2.45 GHz | 20.5 | 19.5 | 18.0 | 17.0 | 18.0 | 17.0 | 17.0 | 16.0 | 20.5 | 19.5 | 18.0 | 17.0 | 18.0 | 17.0 | 17.0 | 16.0 | 21.0 | 20.0 | 21.0 | 20.0 | 17.0 | 16.0 |

| Mode | Band | IEEE 802.11 (in dBm) | | | | | | | | | | | | | | | | | | | | | | | | | | | | | | | | | | | |
|-------------------------|----------|----------------------|------|------|------|------|------|-----------|------|------|------|------|------|-----------|------|---------|------|--------------|------|-----------------|------|-----------------|------|-----------------|------|------|--|------|--|------|--|---------|--|------|--|------|--|
| | | SISO | | | | | | | | | | | | SISO | | | | | | | | | | | | MIMO | | | | | | | | | | | |
| | | Antenna 1 | | | | | | Antenna 2 | | | | | | Antenna 1 | | | | | | Antenna 2 | | | | | | a | | n | | ac | | ax (SU) | | | | | |
| | | a | | n | | ac | | ax (SU) | | a | | n | | ac | | ax (SU) | | (CDD + STBC) | | (CDD+STBC, SDM) | | (CDD+STBC, SDM) | | (CDD+STBC, SDM) | | | | | | | | | | | | | |
| Maximum / Nominal Power | | Max | Nom. | Max | Nom. | Max | Nom. | Max | Nom. | Max | Nom. | Max | Nom. | Max | Nom. | Max | Nom. | Max | Nom. | Max | Nom. | Max | Nom. | Max | Nom. | | | | | | | | | | | | |
| 5 GHz WIFI (20MHz BW) | 5200 MHz | 18.0 | 17.0 | 18.0 | 17.0 | 18.0 | 17.0 | 16.0 | 15.0 | 18.0 | 17.0 | 18.0 | 17.0 | 18.0 | 17.0 | 16.0 | 15.0 | 21.0 | 20.0 | 21.0 | 20.0 | 21.0 | 20.0 | 16.0 | 15.0 | | | | | | | | | | | | |
| | 5300 MHz | 18.0 | 17.0 | 18.0 | 17.0 | 18.0 | 17.0 | 16.0 | 15.0 | 18.0 | 17.0 | 18.0 | 17.0 | 18.0 | 17.0 | 16.0 | 15.0 | 21.0 | 20.0 | 21.0 | 20.0 | 21.0 | 20.0 | 16.0 | 15.0 | | | | | | | | | | | | |
| | 5500 MHz | 18.0 | 17.0 | 18.0 | 17.0 | 18.0 | 17.0 | 16.0 | 15.0 | 18.0 | 17.0 | 18.0 | 17.0 | 18.0 | 17.0 | 16.0 | 15.0 | 21.0 | 20.0 | 21.0 | 20.0 | 21.0 | 20.0 | 16.0 | 15.0 | | | | | | | | | | | | |
| | 5800 MHz | 18.0 | 17.0 | 18.0 | 17.0 | 18.0 | 17.0 | 16.0 | 15.0 | 18.0 | 17.0 | 18.0 | 17.0 | 18.0 | 17.0 | 16.0 | 15.0 | 21.0 | 20.0 | 21.0 | 20.0 | 21.0 | 20.0 | 16.0 | 15.0 | | | | | | | | | | | | |
| 5 GHz WIFI (40MHz BW) | 5200 MHz | 17.0 | | 16.0 | | 17.0 | | 16.0 | | 14.0 | | 13.0 | | 17.0 | | 16.0 | | 17.0 | | 16.0 | | 14.0 | | 13.0 | | 20.0 | | 19.0 | | 20.0 | | 19.0 | | 14.0 | | 13.0 | |
| | 5300 MHz | 17.0 | | 16.0 | | 17.0 | | 16.0 | | 14.0 | | 13.0 | | 17.0 | | 16.0 | | 17.0 | | 16.0 | | 14.0 | | 13.0 | | 20.0 | | 19.0 | | 20.0 | | 19.0 | | 14.0 | | 13.0 | |
| | 5500 MHz | 17.0 | | 16.0 | | 17.0 | | 16.0 | | 14.0 | | 13.0 | | 17.0 | | 16.0 | | 17.0 | | 16.0 | | 14.0 | | 13.0 | | 20.0 | | 19.0 | | 20.0 | | 19.0 | | 14.0 | | 13.0 | |
| | 5800 MHz | 17.0 | | 16.0 | | 17.0 | | 16.0 | | 14.0 | | 13.0 | | 17.0 | | 16.0 | | 17.0 | | 16.0 | | 14.0 | | 13.0 | | 20.0 | | 19.0 | | 20.0 | | 19.0 | | 14.0 | | 13.0 | |
| 5 GHz WIFI (80MHz BW) | 5200 MHz | 15.0 | | 14.0 | | 15.0 | | 14.0 | | 13.0 | | 12.0 | | 15.0 | | 14.0 | | 15.0 | | 14.0 | | 13.0 | | 12.0 | | 18.0 | | 17.0 | | 18.0 | | 13.0 | | 12.0 | | | |
| | 5300 MHz | 15.0 | | 14.0 | | 15.0 | | 14.0 | | 13.0 | | 12.0 | | 15.0 | | 14.0 | | 15.0 | | 14.0 | | 13.0 | | 12.0 | | 18.0 | | 17.0 | | 18.0 | | 13.0 | | 12.0 | | | |
| | 5500 MHz | 16.0 | | 15.0 | | 16.0 | | 15.0 | | 13.0 | | 12.0 | | 16.0 | | 15.0 | | 16.0 | | 15.0 | | 13.0 | | 12.0 | | 19.0 | | 18.0 | | 19.0 | | 13.0 | | 12.0 | | | |
| | 5800 MHz | 16.0 | | 15.0 | | 16.0 | | 15.0 | | 13.0 | | 12.0 | | 16.0 | | 15.0 | | 16.0 | | 15.0 | | 13.0 | | 12.0 | | 19.0 | | 18.0 | | 19.0 | | 13.0 | | 12.0 | | | |

| Mode / Band | | Modulated Average - Single Tx Chain (dBm) |
|---------------------------------|---------|---|
| Bluetooth | Maximum | 14.5 |
| | Nominal | 13.5 |
| Bluetooth EDR | Maximum | 13.5 |
| | Nominal | 12.5 |
| Bluetooth LE 2Mbps | Maximum | 10.0 |
| | Nominal | 9.0 |
| Bluetooth LE 1Mbps, 125/500kpbs | Maximum | 9.0 |
| | Nominal | 8.0 |

| | | | | |
|--------------------------------------|--|-------------------------------|---|---------------------------------|
| FCC ID A3LSMN976U |  PCTEST ENGINEERING LABORATORY, INC. | SAR EVALUATION REPORT |  | Approved by: Quality Manager |
| Document S/N: 1M1909040147-01.A3L | Test Dates: 09/10/19 – 11/06/19 | DUT Type: Portable Handset | | Page 7 of 212 |

1.3.3

2.4 GHz Reduced WLAN Output Powers

Note: Targets for 802.11ax RU operations can be found in Appendix H

The below table is applicable in the following conditions:

- Head Conditions
- Simultaneous conditions with 2.4 GHz WLAN and 5 GHz WLAN
- Simultaneous conditions with 5G NR and 2.4 GHz WLAN and/or 5 GHz WLAN

| Mode | Band | IEEE 802.11 (in dBm) | | | | | | | | | | | | | | | | | | | | | |
|-------------------------|----------|----------------------|------|------|------|-----------|------|---------|------|------|------|------|------|------|------|---------|------|----------------|------|-------------------|------|-------------------------|------|
| | | SISO | | | | | | | | SISO | | | | | | | | MIMO | | | | | |
| | | Antenna 1 | | | | Antenna 2 | | | | MIMO | | | | | | | | | | | | | |
| | | b | | g | | n | | ax (SU) | | b | | g | | n | | ax (SU) | | g (CDD + STBC) | | n (CDD+STBC, SDM) | | ax (SU) (CDD+STBC, SDM) | |
| Maximum / Nominal Power | | Max | Nom. | Max | Nom. | Max | Nom. | Max | Nom. | Max | Nom. | Max | Nom. | Max | Nom. | Max | Nom. | Max | Nom. | Max | Nom. | Max | Nom. |
| 2.4 GHz WIFI | 2.45 GHz | 17.0 | 16.0 | 17.0 | 16.0 | 17.0 | 16.0 | 17.0 | 16.0 | 17.0 | 16.0 | 17.0 | 16.0 | 17.0 | 16.0 | 17.0 | 16.0 | 20.0 | 19.0 | 20.0 | 19.0 | 17.0 | 16.0 |

The below table is applicable in the following conditions:

- Head Conditions during simultaneous conditions with 2.4 GHz WLAN and 5 GHz WLAN
- Head Conditions during simultaneous conditions with 5G NR and 2.4 GHz WLAN and/or 5 GHz WLAN

| Mode | Band | IEEE 802.11 (in dBm) | | | | | | | | | | | | | | | | | | | | | |
|-------------------------|----------|----------------------|------|------|------|-----------|------|---------|------|------|------|------|------|------|------|---------|------|----------------|------|-------------------|------|-------------------------|------|
| | | SISO | | | | | | | | SISO | | | | | | | | MIMO | | | | | |
| | | Antenna 1 | | | | Antenna 2 | | | | MIMO | | | | | | | | | | | | | |
| | | b | | g | | n | | ax (SU) | | b | | g | | n | | ax (SU) | | g (CDD + STBC) | | n (CDD+STBC, SDM) | | ax (SU) (CDD+STBC, SDM) | |
| Maximum / Nominal Power | | Max | Nom. | Max | Nom. | Max | Nom. | Max | Nom. | Max | Nom. | Max | Nom. | Max | Nom. | Max | Nom. | Max | Nom. | Max | Nom. | Max | Nom. |
| 2.4 GHz WIFI | 2.45 GHz | 14.0 | 13.0 | 14.0 | 13.0 | 14.0 | 13.0 | 14.0 | 13.0 | 14.0 | 13.0 | 14.0 | 13.0 | 14.0 | 13.0 | 14.0 | 13.0 | 17.0 | 16.0 | 17.0 | 16.0 | 17.0 | 16.0 |

1.3.4



5 GHz Reduced WLAN Output Powers

Note: Targets for 802.11ax RU operations can be found in Appendix H

The below table is applicable in the following conditions:

- Head Conditions
- Simultaneous conditions with 2.4 GHz WLAN and 5 GHz WLAN
- Simultaneous conditions with 5G NR and 2.4 GHz WLAN and/or 5 GHz WLAN
- Head Conditions during simultaneous conditions with 2.4 GHz WLAN and 5 GHz WLAN
- Head Conditions during simultaneous conditions with 5G NR and 2.4 GHz WLAN and/or 5 GHz WLAN

| Mode | Band | IEEE 802.11 (in dBm) | | | | | | | | | | | | | | | | | | | | | | | |
|-------------------------|----------|----------------------|------|------|------|-----------|------|---------|------|------|------|------|------|------|------|---------|------|----------------|------|-------------------|------|--------------------|------|-------------------------|------|
| | | SISO | | | | | | | | SISO | | | | | | | | MIMO | | | | | | | |
| | | Antenna 1 | | | | Antenna 2 | | | | MIMO | | | | | | | | | | | | | | | |
| | | a | | n | | ac | | ax (SU) | | a | | n | | ac | | ax (SU) | | a (CDD + STBC) | | n (CDD+STBC, SDM) | | ac (CDD+STBC, SDM) | | ax (SU) (CDD+STBC, SDM) | |
| Maximum / Nominal Power | | Max | Nom. | Max | Nom. | Max | Nom. | Max | Nom. | Max | Nom. | Max | Nom. | Max | Nom. | Max | Nom. | Max | Nom. | Max | Nom. | Max | Nom. | | |
| 5 GHz WIFI (20MHz BW) | 5200 MHz | 14.0 | 13.0 | 14.0 | 13.0 | 14.0 | 13.0 | 14.0 | 13.0 | 14.0 | 13.0 | 14.0 | 13.0 | 14.0 | 13.0 | 14.0 | 13.0 | 17.0 | 16.0 | 17.0 | 16.0 | 17.0 | 16.0 | | |
| | 5300 MHz | 14.0 | 13.0 | 14.0 | 13.0 | 14.0 | 13.0 | 14.0 | 13.0 | 14.0 | 13.0 | 14.0 | 13.0 | 14.0 | 13.0 | 14.0 | 13.0 | 17.0 | 16.0 | 17.0 | 16.0 | 17.0 | 16.0 | | |
| | 5500 MHz | 14.0 | 13.0 | 14.0 | 13.0 | 14.0 | 13.0 | 14.0 | 13.0 | 14.0 | 13.0 | 14.0 | 13.0 | 14.0 | 13.0 | 14.0 | 13.0 | 17.0 | 16.0 | 17.0 | 16.0 | 17.0 | 16.0 | | |
| | 5800 MHz | 14.0 | 13.0 | 14.0 | 13.0 | 14.0 | 13.0 | 14.0 | 13.0 | 14.0 | 13.0 | 14.0 | 13.0 | 14.0 | 13.0 | 14.0 | 13.0 | 17.0 | 16.0 | 17.0 | 16.0 | 17.0 | 16.0 | | |
| 5 GHz WIFI (40MHz BW) | 5200 MHz | | | 14.0 | 13.0 | 14.0 | 13.0 | 14.0 | 13.0 | | | 14.0 | 13.0 | 14.0 | 13.0 | 14.0 | 13.0 | | | 17.0 | 16.0 | 17.0 | 16.0 | 14.0 | 13.0 |
| | 5300 MHz | | | 14.0 | 13.0 | 14.0 | 13.0 | 14.0 | 13.0 | | | 14.0 | 13.0 | 14.0 | 13.0 | 14.0 | 13.0 | | | 17.0 | 16.0 | 17.0 | 16.0 | 14.0 | 13.0 |
| | 5500 MHz | | | 14.0 | 13.0 | 14.0 | 13.0 | 14.0 | 13.0 | | | 14.0 | 13.0 | 14.0 | 13.0 | 14.0 | 13.0 | | | 17.0 | 16.0 | 17.0 | 16.0 | 14.0 | 13.0 |
| | 5800 MHz | | | 14.0 | 13.0 | 14.0 | 13.0 | 14.0 | 13.0 | | | 14.0 | 13.0 | 14.0 | 13.0 | 14.0 | 13.0 | | | 17.0 | 16.0 | 17.0 | 16.0 | 14.0 | 13.0 |
| 5 GHz WIFI (80MHz BW) | 5200 MHz | | | | | 14.0 | 13.0 | 13.0 | 12.0 | | | | | 14.0 | 13.0 | 13.0 | 12.0 | | | | | 17.0 | 16.0 | 13.0 | 12.0 |
| | 5300 MHz | | | | | 14.0 | 13.0 | 13.0 | 12.0 | | | | | 14.0 | 13.0 | 13.0 | 12.0 | | | | | 17.0 | 16.0 | 13.0 | 12.0 |
| | 5500 MHz | | | | | 14.0 | 13.0 | 13.0 | 12.0 | | | | | 14.0 | 13.0 | 13.0 | 12.0 | | | | | 17.0 | 16.0 | 13.0 | 12.0 |
| | 5800 MHz | | | | | 14.0 | 13.0 | 13.0 | 12.0 | | | | | 14.0 | 13.0 | 13.0 | 12.0 | | | | | 17.0 | 16.0 | 13.0 | 12.0 |

| | | | | |
|--------------------------------------|--|-------------------------------|---|---------------------------------|
| FCC ID A3LSMN976U |  PCTEST ENGINEERING LABORATORY, INC. | SAR EVALUATION REPORT |  | Approved by: Quality Manager |
| Document S/N: 1M1909040147-01.A3L | Test Dates: 09/10/19 – 11/06/19 | DUT Type: Portable Handset | | Page 8 of 212 |

1.4 DUT Antenna Locations

The overall dimensions of this device are > 9 x 5 cm. The overall diagonal dimension of the device is ≤160 mm and the diagonal display is ≤150 mm. A diagram showing the location of the device antennas can be found in Appendix E. Since the diagonal dimension of this device is > 160 mm and <200 mm, it is considered a “phablet.”



**Table 1-1
Device Edges/Sides for SAR Testing**

| Mode | Back | Front | Top | Bottom | Right | Left |
|--------------------|------|-------|-----|--------|-------|------|
| GPRS 850 | Yes | Yes | No | Yes | Yes | Yes |
| GPRS 1900 | Yes | Yes | No | Yes | Yes | Yes |
| UMTS 850 | Yes | Yes | No | Yes | Yes | Yes |
| UMTS 1750 | Yes | Yes | No | Yes | Yes | Yes |
| UMTS 1900 | Yes | Yes | No | Yes | Yes | Yes |
| LTE Band 71 | Yes | Yes | No | Yes | Yes | Yes |
| NR Band n71 | Yes | Yes | No | Yes | Yes | Yes |
| LTE Band 12 | Yes | Yes | No | Yes | Yes | Yes |
| LTE Band 13 | Yes | Yes | No | Yes | Yes | Yes |
| LTE Band 14 | Yes | Yes | No | Yes | Yes | Yes |
| LTE Band 26 (Cell) | Yes | Yes | No | Yes | Yes | Yes |
| LTE Band 5 (Cell) | Yes | Yes | No | Yes | Yes | Yes |
| NR Band n5 (Cell) | Yes | Yes | No | Yes | Yes | Yes |
| LTE Band 66 (AWS) | Yes | Yes | No | Yes | Yes | Yes |
| LTE Band 25 (PCS) | Yes | Yes | No | Yes | Yes | Yes |
| LTE Band 2 (PCS) | Yes | Yes | No | Yes | Yes | Yes |
| LTE Band 30 | Yes | Yes | No | Yes | Yes | Yes |
| LTE Band 7 | Yes | Yes | No | Yes | Yes | Yes |
| LTE Band 48 | Yes | Yes | No | Yes | Yes | Yes |
| LTE Band 41 | Yes | Yes | No | Yes | Yes | Yes |
| 2.4 GHz WLAN Ant 1 | Yes | Yes | Yes | No | No | Yes |
| 2.4 GHz WLAN Ant 2 | Yes | Yes | Yes | No | No | Yes |
| 2.4 GHz WLAN MIMO | Yes | Yes | Yes | No | No | Yes |
| 5 GHz WLAN Ant 1 | Yes | Yes | Yes | No | No | Yes |
| 5 GHz WLAN Ant 2 | Yes | Yes | Yes | No | No | Yes |
| 5 GHz WLAN MIMO | Yes | Yes | Yes | No | No | Yes |
| Bluetooth | Yes | Yes | Yes | No | No | Yes |

Note: Particular DUT edges were not required to be evaluated for wireless router SAR or phablet SAR if the edges were greater than 2.5 cm from the transmitting antenna according to FCC KDB Publication 941225 D06v02r01 Section III and FCC KDB Publication 648474 D04v01r03. The distances between the transmit antennas and the edges of the device are included in the filing. When wireless router mode is enabled, all 5 GHz bands are disabled. Therefore 5 GHz WIFI is not considered in this section. When wireless router mode is enabled, U-NII-1, U-NII-2A, U-NII-2C operations are disabled.

1.5 Near Field Communications (NFC) Antenna

This DUT has NFC operations. The NFC antenna is integrated into the device for this model. Therefore, all SAR tests were performed with the device which already incorporates the NFC antenna. A diagram showing the location of the NFC antenna can be found in Appendix E.

| | | | | |
|---|---|--------------------------------------|---|--|
| FCC ID A3LSMN976U |  PCTEST ENGINEERING LABORATORY, INC. | SAR EVALUATION REPORT |  | Approved by: Quality Manager |
| Document S/N: 1M1909040147-01.A3L | Test Dates: 09/10/19 – 11/06/19 | DUT Type: Portable Handset | Page 9 of 212 | |

1.6 Simultaneous Transmission Capabilities



According to FCC KDB Publication 447498 D01v06, transmitters are considered to be operating simultaneously when there is overlapping transmission, with the exception of transmissions during network hand-offs with maximum hand-off duration less than 30 seconds.

This device contains multiple transmitters that may operate simultaneously, and therefore requires a simultaneous transmission analysis according to FCC KDB Publication 447498 D01v06 4.3.2 procedures.

**Table 1-2
Simultaneous Transmission Scenarios**

| No. | Capable Transmit Configuration | Head | Body-Worn Accessory | Wireless Router | Phablet | Notes |
|-----|---|------|---------------------|-----------------|---------|-------------------------------------|
| 1 | GSM voice + 2.4 GHz Wi-Fi | Yes | Yes | N/A | Yes | |
| 2 | GSM voice + 5 GHz Wi-Fi | Yes | Yes | N/A | Yes | |
| 3 | GSM voice + 2.4 GHz Bluetooth | Yes^ | Yes | N/A | Yes | ^ Bluetooth Tethering is considered |
| 4 | GSM voice + 2.4 GHz Wi-Fi MIMO | Yes | Yes | N/A | Yes | |
| 5 | GSM voice + 5 GHz Wi-Fi MIMO | Yes | Yes | N/A | Yes | |
| 6 | GSM voice + 2.4 GHz Wi-Fi + 5 GHz Wi-Fi | Yes | Yes | N/A | Yes | |
| 7 | GSM voice + 2.4 GHz Bluetooth + 5 GHz Wi-Fi | Yes^ | Yes | N/A | Yes | ^ Bluetooth Tethering is considered |
| 8 | GSM voice + 2.4 GHz Wi-Fi MIMO + 5 GHz Wi-Fi MIMO | Yes | Yes | N/A | Yes | |
| 9 | GSM voice + 2.4 GHz Bluetooth + 5 GHz Wi-Fi MIMO | Yes^ | Yes | N/A | Yes | ^ Bluetooth Tethering is considered |
| 10 | UMTS + 2.4 GHz Wi-Fi | Yes | Yes | Yes | Yes | |
| 11 | UMTS + 5 GHz Wi-Fi | Yes | Yes | Yes | Yes | |
| 12 | UMTS + 2.4 GHz Bluetooth | Yes^ | Yes | Yes^ | Yes | ^ Bluetooth Tethering is considered |
| 13 | UMTS + 2.4 GHz Wi-Fi MIMO | Yes | Yes | Yes | Yes | |
| 14 | UMTS + 5 GHz Wi-Fi MIMO | Yes | Yes | Yes | Yes | |
| 15 | UMTS + 2.4 GHz Wi-Fi + 5 GHz Wi-Fi | Yes | Yes | Yes | Yes | |
| 16 | UMTS + 2.4 GHz Bluetooth + 5 GHz Wi-Fi | Yes^ | Yes | Yes^ | Yes | ^ Bluetooth Tethering is considered |
| 17 | UMTS + 2.4 GHz Wi-Fi MIMO + 5 GHz Wi-Fi MIMO | Yes | Yes | Yes | Yes | |
| 18 | UMTS + 2.4 GHz Bluetooth + 5 GHz Wi-Fi MIMO | Yes^ | Yes | Yes^ | Yes | ^ Bluetooth Tethering is considered |
| 19 | LTE + 2.4 GHz Wi-Fi | Yes | Yes | Yes | Yes | |
| 20 | LTE + 5 GHz Wi-Fi | Yes | Yes | Yes | Yes | |
| 21 | LTE + 2.4 GHz Bluetooth | Yes^ | Yes | Yes^ | Yes | ^ Bluetooth Tethering is considered |
| 22 | LTE + 2.4 GHz Wi-Fi MIMO | Yes | Yes | Yes | Yes | |
| 23 | LTE + 5 GHz Wi-Fi MIMO | Yes | Yes | Yes | Yes | |
| 24 | LTE + 2.4 GHz Wi-Fi + 5 GHz Wi-Fi | Yes | Yes | Yes | Yes | |
| 25 | LTE + 2.4 GHz Bluetooth + 5 GHz Wi-Fi | Yes^ | Yes | Yes^ | Yes | ^ Bluetooth Tethering is considered |
| 26 | LTE + 2.4 GHz Wi-Fi MIMO + 5 GHz Wi-Fi MIMO | Yes | Yes | Yes | Yes | |
| 27 | LTE + 2.4 GHz Bluetooth + 5 GHz Wi-Fi MIMO | Yes^ | Yes | Yes^ | Yes | ^ Bluetooth Tethering is considered |
| 28 | GPRS/EDGE + 2.4 GHz Wi-Fi | N/A | N/A | Yes | Yes | |
| 29 | GPRS/EDGE + 5 GHz Wi-Fi | N/A | N/A | Yes | Yes | |
| 30 | GPRS/EDGE + 2.4 GHz Bluetooth | N/A | N/A | Yes^ | Yes | ^ Bluetooth Tethering is considered |
| 31 | GPRS/EDGE + 2.4 GHz Wi-Fi MIMO | N/A | N/A | Yes | Yes | |
| 32 | GPRS/EDGE + 5 GHz Wi-Fi MIMO | N/A | N/A | Yes | Yes | |
| 33 | GPRS/EDGE + 2.4 GHz Wi-Fi + 5 GHz Wi-Fi | N/A | N/A | Yes | Yes | |
| 34 | GPRS/EDGE + 2.4 GHz Bluetooth + 5 GHz Wi-Fi | N/A | N/A | Yes^ | Yes | ^ Bluetooth Tethering is considered |
| 35 | GPRS/EDGE + 2.4 GHz Wi-Fi MIMO + 5 GHz Wi-Fi MIMO | N/A | N/A | Yes | Yes | |
| 36 | GPRS/EDGE + 2.4 GHz Bluetooth + 5 GHz Wi-Fi MIMO | N/A | N/A | Yes^ | Yes | ^ Bluetooth Tethering is considered |
| 37 | LTE + 5G NR | Yes | Yes | N/A | Yes | |
| 38 | LTE + 5G NR + 2.4 GHz Wi-Fi | Yes | Yes | Yes | Yes | |
| 39 | LTE + 5G NR + 5 GHz Wi-Fi | Yes | Yes | Yes | Yes | |
| 40 | LTE + 5G NR + 2.4 GHz Bluetooth | Yes^ | Yes | Yes^ | Yes | ^ Bluetooth Tethering is considered |
| 41 | LTE + 5G NR + 2.4 GHz Wi-Fi MIMO | Yes | Yes | Yes | Yes | |
| 42 | LTE + 5G NR + 5 GHz Wi-Fi MIMO | Yes | Yes | Yes | Yes | |
| 43 | LTE + 5G NR + 2.4 GHz Wi-Fi + 5 GHz Wi-Fi | Yes | Yes | Yes | Yes | |
| 44 | LTE + 5G NR + 2.4 GHz Bluetooth + 5 GHz Wi-Fi | Yes^ | Yes | Yes^ | Yes | ^ Bluetooth Tethering is considered |
| 45 | LTE + 5G NR + 2.4 GHz Wi-Fi MIMO + 5 GHz Wi-Fi MIMO | Yes | Yes | Yes | Yes | |
| 46 | LTE + 5G NR + 2.4 GHz Bluetooth + 5 GHz Wi-Fi MIMO | Yes^ | Yes | Yes^ | Yes | ^ Bluetooth Tethering is considered |

- 2.4 GHz WLAN and 2.4 GHz Bluetooth share the same antenna path and cannot transmit simultaneously.
- All licensed modes share the same antenna path and cannot transmit simultaneously.
- When the user utilizes multiple services in UMTS 3G mode it uses multi-Radio Access Bearer or multi-RAB. The power control is based on a physical control channel (Dedicated Physical Control Channel [DPCCH]) and power control will be adjusted to meet the needs of both services. Therefore, the UMTS+WLAN scenario also represents the UMTS Voice/DATA + WLAN Hotspot scenario.

| | | | | |
|--------------------------------------|---|-------------------------------|---|---------------------------------|
| FCC ID A3LSMN976U |  | SAR EVALUATION REPORT |  | Approved by: Quality Manager |
| Document S/N: 1M1909040147-01.A3L | Test Dates: 09/10/19 – 11/06/19 | DUT Type: Portable Handset | | Page 10 of 212 |

4. Per the manufacturer, WIFI Direct is not expected to be used in conjunction with a held-to-ear or body-worn accessory voice call. Therefore, there are no simultaneous transmission scenarios involving WIFI direct beyond that listed in the above table.
5. 5 GHz Wireless Router is only supported for the U-NII-3 by S/W, therefore U-NII-1, U-NII-2A, and U-NII-2C were not evaluated for wireless router conditions.
6. This device supports 2x2 MIMO Tx for WLAN 802.11a/g/n/ac/ax. 802.11a/g/n/ac/ax supports CDD and STBC and 802.11n/ac/ax additionally supports SDM. Each WLAN antenna can transmit independently or together when operating with MIMO.
7. This device supports VOLTE.
8. This device supports VOWIFI.
9. This device supports Bluetooth Tethering.
10. LTE + 5G NR Scenarios are limited to LTE Anchor Bands, LTE Band 66, LTE Band 2, and LTE Band 30.

1.7 Miscellaneous SAR Test Considerations

(A) WIFI/BT

Since U-NII-1 and U-NII-2A bands have the same maximum output power and the highest reported SAR for U-NII-2A is less than 1.2 W/kg, SAR is not required for U-NII-1 band according to FCC KDB Publication 248227 D01v02r02.

Since Wireless Router operations are not allowed by the chipset firmware using U-NII-1, U-NII-2A & U-NII-2C WIFI, only 2.4 GHz and U-NII-3 WIFI Hotspot SAR tests and combinations are considered for SAR with respect to Wireless Router configurations according to FCC KDB 941225 D06v02r01.

This device supports IEEE 802.11ac with the following features:



- a) Up to 80 MHz Bandwidth only
- b) No aggregate channel configurations
- c) 2 Tx antenna output
- d) 256 QAM is supported
- e) TDWR and Band gap channels are supported

This device supports IEEE 802.11ax with the following features:

- a) Up to 80 MHz Bandwidth only for 5 GHz
- b) Up to 20 MHz Bandwidth only for 2.4 GHz
- c) No aggregate channel configurations
- d) 2 Tx antenna output
- e) Up to 1024 QAM is supported
- f) TDWR and Band gap channels are supported for 5 GHz
- g) MU-MIMO UL Operations are not supported

Per FCC KDB Publication 648474 D04v01r03, this device is considered a "phablet" since the diagonal dimension is greater than 160mm and less than 200mm. Phablet SAR tests are required when wireless router mode does not apply or if wireless router 1g SAR > 1.2 W/kg. Because wireless router operations are not supported for U-NII-1, U-NII-2A & U-NII-2C WLAN, phablet SAR tests were performed. Phablet SAR was not evaluated for 2.4 GHz and U-NII-3 WLAN operations since wireless router 1g SAR was < 1.2 W/kg.

Per April 2019 TCB Workshop Notes, SAR testing was not required for 802.11ax when applying the initial test configuration procedures of KDB 248227, with 802.11ax considered a higher order 802.11 mode.

| | | | | |
|---|---|--------------------------------------|---|--|
| FCC ID A3LSMN976U |  PCTEST ENGINEERING LABORATORY, INC. | SAR EVALUATION REPORT |  | Approved by: Quality Manager |
| Document S/N: 1M1909040147-01.A3L | Test Dates: 09/10/19 – 11/06/19 | DUT Type: Portable Handset | Page 11 of 212 | |

(B) Licensed Transmitter(s)

GSM/GPRS/EDGE DTM is not supported for US bands. Therefore, the GSM Voice modes in this report do not transmit simultaneously with GPRS/EDGE Data.

This device is only capable of QPSK HSUPA in the uplink. Therefore, no additional SAR tests are required beyond that described for devices with HSUPA in KDB 941225 D01v03r01.

LTE SAR for the higher modulations and lower bandwidths were not tested since the maximum average output power of all required channels and configurations was not more than 0.5 dB higher than the highest bandwidth; and the reported LTE SAR for the highest bandwidth was less than 1.45 W/kg for all configurations according to FCC KDB 941225 D05v02r04.

This device supports LTE Carrier Aggregation (CA) in the downlink. All uplink communications are identical to Release 8 specifications. Per FCC KDB Publication 941225 D05A v01r02, SAR for LTE CA operations was not needed since the maximum average output power in LTE CA mode was not >0.25 dB higher than the maximum output power when downlink carrier aggregation was inactive. The downlink carrier aggregation exclusion analysis can be found in Appendix F.

Per FCC KDB Publication 648474 D04v01r03, this device is considered a "phablet" since the diagonal dimension is greater than 160mm and less than 200mm. Therefore, phablet SAR tests are required when wireless router mode does not apply or if wireless router 1g SAR > 1.2 W/kg.



This device supports downlink 4x4 MIMO operations for some LTE Bands. Per May 2017 TCB Workshop Notes, SAR for 4x4 DL MIMO was not needed since the maximum average output power in 4x4 DL MIMO mode was not more than 0.25 dB higher than the maximum output power with 4x4 DL MIMO inactive. Additionally, SAR for 4x4 MIMO Downlink Carrier Aggregation was not needed since the maximum average output power in 4x4 MIMO Downlink Carrier Aggregation mode was not more than 0.25 dB higher than the maximum output power with 4x4 MIMO Downlink and downlink carrier aggregation inactive.

This device supports LTE capabilities with overlapping transmission frequency ranges. When the supported frequency range of an LTE Band falls completely within an LTE band with a larger transmission frequency range, both LTE bands have the same target power (or the band with the larger transmission frequency range has a higher target power), and both LTE bands share the same transmission path and signal characteristics, SAR was only assessed for the band with the larger transmission frequency range.

This device supports both Power Class 2 (PC2) and Power Class 3 (PC3) for LTE Band 41. Per May 2017 TCB Workshop Notes, SAR tests were performed with Power Class 3 (given the specific UL/DL limitations for Power Class 2). Additionally, SAR testing for the power class condition was evaluated for the highest configuration in Power Class 3 for each test configuration to confirm the results were scalable linearly (See Section 14.2).

This device supports LTE Carrier Aggregation (CA) for LTE Band 5 with two component carriers in the uplink. SAR Measurements and conducted powers were evaluated per 2017 Fall TCB Workshop Notes.

This device supports 64QAM and 256QAM on the uplink and 256QAM on the downlink for LTE Operations. Conducted powers for 64QAM and 256QAM uplink configurations were measured per Section 5.1 of FCC KDB Publication 941225D05v02r05. SAR was not required for 64QAM or 256QAM since the highest maximum output power for 64QAM and 256QAM is $\leq \frac{1}{2}$ dB higher than the same configuration in QPSK and the reported SAR for the QPSK configuration is ≤ 1.45 W/kg, per Section 5.2.4 of FCC KDB Publication 941225 D05v02r05

| | | | | |
|---|---|--------------------------------------|---|--|
| FCC ID A3LSMN976U |  PCTEST ENGINEERING LABORATORY, INC. | SAR EVALUATION REPORT |  | Approved by: Quality Manager |
| Document S/N: 1M1909040147-01.A3L | Test Dates: 09/10/19 – 11/06/19 | DUT Type: Portable Handset | | Page 12 of 212 |



NR implementation of n71 and n5 is limited to EN-DC operations only, with LTE Band 66, LTE Band 2, or LTE Band 30 acting as the anchor band. Per FCC Guidance, SAR tests were performed separately for NR Bands and LTE Anchor Bands. Please see Section 11 for more details. Please see section 12 for EN-DC operations analysis.

1.8 Guidance Applied

- IEEE 1528-2013
- FCC KDB Publication 941225 D01v03r01, D05v02r04, D05Av01r02, D06v02r01 (2G/3G/4G and Hotspot)
- FCC KDB Publication 248227 D01v02r02 (SAR Considerations for 802.11 Devices)
- FCC KDB Publication 447498 D01v06 (General SAR Guidance)
- FCC KDB Publication 865664 D01v01r04, D02v01r02 (SAR Measurements up to 6 GHz)
- FCC KDB Publication 648474 D04v01r03 (Phablet Procedures)
- FCC KDB Publication 616217 D04v01r02 (Proximity Sensor)
- October 2013 TCB Workshop Notes (GPRS Testing Considerations)
- May 2017 TCB Workshop Notes (LTE 4x4 Downlink MIMO, LTE Band 41 Power Class 2/3)
- April 2018 TCB Workshop Notes (LTE Carrier Aggregation)
- April 2019 TCB Workshop Notes (IEEE 802.11ax, Dynamic Antenna Tuning)

1.9 Device Serial Numbers



Several samples with identical hardware were used to support SAR testing. The manufacturer has confirmed that the device(s) tested have the same physical, mechanical and thermal characteristics and are within operational tolerances expected for production units. The serial numbers used for each test are indicated alongside the results in Section 11.

| | | | | |
|---|---|--------------------------------------|---|--|
| FCC ID A3LSMN976U |  PCTEST ENGINEERING LABORATORY, INC. | SAR EVALUATION REPORT |  | Approved by: Quality Manager |
| Document S/N: 1M1909040147-01.A3L | Test Dates: 09/10/19 – 11/06/19 | DUT Type: Portable Handset | Page 13 of 212 | |



2

LTE AND NR INFORMATION

| LTE Information | | | | | |
|---|--|--|-----------------|----------------|------|
| Form Factor | Portable Handset | | | | |
| Frequency Range of each LTE transmission band | LTE Band 71 (695.5 - 695.5 MHz) | | | | |
| | LTE Band 12 (699.7 - 715.3 MHz) | | | | |
| | LTE Band 13 (779.5 - 784.5 MHz) | | | | |
| | LTE Band 14 (790.5 - 795.5 MHz) | | | | |
| | LTE Band 26 (Cell) (814.7 - 848.3 MHz) | | | | |
| | LTE Band 5 (Cell) (824.7 - 848.3 MHz) | | | | |
| | LTE Band 66 (AWS) (1710.7 - 1779.3 MHz) | | | | |
| | LTE Band 4 (AWS) (1710.7 - 1754.3 MHz) | | | | |
| | LTE Band 25 (PCS) (1850.7 - 1914.3 MHz) | | | | |
| | LTE Band 2 (PCS) (1850.7 - 1909.3 MHz) | | | | |
| | LTE Band 30 (2307.5 - 2312.5 MHz) | | | | |
| | LTE Band 7 (2502.5 - 2567.5 MHz) | | | | |
| | LTE Band 48 (3552.5 - 3687.5 MHz) | | | | |
| | LTE Band 41 (2498.5 - 2687.5 MHz) | | | | |
| | LTE Band 38 (2572.5 - 2617.5 MHz) | | | | |
| | Channel Bandwidths | LTE Band 25 (PCS): 1.4 MHz, 3 MHz, 5 MHz, 10 MHz, 15 MHz, 20 MHz | | | |
| | | LTE Band 2 (PCS): 1.4 MHz, 3 MHz, 5 MHz, 10 MHz, 15 MHz, 20 MHz | | | |
| LTE Band 30 (2307.5 - 2312.5 MHz) | | | | | |
| LTE Band 7 (2502.5 - 2567.5 MHz) | | | | | |
| LTE Band 48 (3552.5 - 3687.5 MHz) | | | | | |
| LTE Band 41 (2498.5 - 2687.5 MHz) | | | | | |
| LTE Band 38 (2572.5 - 2617.5 MHz) | | | | | |
| LTE Band 12: 1.4 MHz, 3 MHz, 5 MHz, 10 MHz | | | | | |
| LTE Band 13: 5 MHz, 10 MHz | | | | | |
| LTE Band 14: 5 MHz, 10 MHz | | | | | |
| LTE Band 26 (Cell): 1.4 MHz, 3 MHz, 5 MHz, 10 MHz, 15 MHz | | | | | |
| LTE Band 5 (Cell): 1.4 MHz, 3 MHz, 5 MHz, 10 MHz, 15 MHz, 20 MHz | | | | | |
| LTE Band 66 (AWS): 1.4 MHz, 3 MHz, 5 MHz, 10 MHz, 15 MHz, 20 MHz | | | | | |
| LTE Band 4 (AWS): 1.4 MHz, 3 MHz, 5 MHz, 10 MHz, 15 MHz, 20 MHz | | | | | |
| LTE Band 25 (PCS): 1.4 MHz, 3 MHz, 5 MHz, 10 MHz, 15 MHz, 20 MHz | | | | | |
| LTE Band 2 (PCS): 1.4 MHz, 3 MHz, 5 MHz, 10 MHz, 15 MHz, 20 MHz | | | | | |
| Channel Numbers and Frequencies (MHz) | | Low | Low-Mid | Mid | High |
| | LTE Band 71: 5 MHz | 695.5 (133147) | 690.5 (133297) | 695.5 (133447) | |
| | LTE Band 71: 10 MHz | 695 (133172) | 690.5 (133297) | 693 (133422) | |
| | LTE Band 71: 15 MHz | 670.5 (133197) | 690.5 (133297) | 690.5 (133397) | |
| | LTE Band 71: 20 MHz | 673 (133222) | 690.5 (133297) | 688 (133372) | |
| | LTE Band 12: 1.4 MHz | 699.7 (23017) | 707.5 (23095) | 715.3 (23173) | |
| | LTE Band 12: 3 MHz | 700.5 (23025) | 707.5 (23095) | 714.5 (23165) | |
| | LTE Band 12: 5 MHz | 701.5 (23035) | 707.5 (23095) | 713.5 (23155) | |
| | LTE Band 12: 10 MHz | 704 (23060) | 707.5 (23095) | 711 (23130) | |
| | LTE Band 13: 5 MHz | 779.5 (23205) | 782 (23230) | 784.5 (23255) | |
| | LTE Band 13: 10 MHz | N/A | 782 (23230) | N/A | |
| | LTE Band 14: 5 MHz | 790.5 (23305) | 793 (23330) | 795.5 (23355) | |
| | LTE Band 14: 10 MHz | N/A | 793 (23330) | N/A | |
| | LTE Band 26 (Cell): 1.4 MHz | 814.7 (26697) | 831.5 (26865) | 848.3 (27033) | |
| | LTE Band 26 (Cell): 3 MHz | 815.5 (26705) | 831.5 (26865) | 847.5 (27025) | |
| | LTE Band 26 (Cell): 5 MHz | 816.5 (26715) | 831.5 (26865) | 846.5 (27015) | |
| | LTE Band 26 (Cell): 10 MHz | 819 (26740) | 831.5 (26865) | 844 (26990) | |
| LTE Band 26 (Cell): 15 MHz | 821.5 (26765) | 831.5 (26865) | 841.5 (26965) | | |
| LTE Band 5 (Cell): 1.4 MHz | 824.7 (20407) | 836.5 (20525) | 848.3 (20643) | | |
| LTE Band 5 (Cell): 3 MHz | 825.5 (20415) | 836.5 (20525) | 847.5 (20635) | | |
| LTE Band 5 (Cell): 5 MHz | 826.5 (20425) | 836.5 (20525) | 846.5 (20625) | | |
| LTE Band 5 (Cell): 10 MHz | 829 (20450) | 836.5 (20525) | 844 (20600) | | |
| LTE Band 66 (AWS): 1.4 MHz | 1710.7 (131979) | 1745 (132322) | 1779.3 (132665) | | |
| LTE Band 66 (AWS): 3 MHz | 1711.5 (131987) | 1745 (132322) | 1778.5 (132657) | | |
| LTE Band 66 (AWS): 5 MHz | 1712.5 (131997) | 1745 (132322) | 1777.5 (132647) | | |
| LTE Band 66 (AWS): 10 MHz | 1715 (132022) | 1745 (132322) | 1775 (132622) | | |
| LTE Band 66 (AWS): 15 MHz | 1717.5 (132047) | 1745 (132322) | 1772.5 (132597) | | |
| LTE Band 66 (AWS): 20 MHz | 1720 (132072) | 1745 (132322) | 1770 (132572) | | |
| LTE Band 4 (AWS): 1.4 MHz | 1710.7 (19957) | 1732.5 (20175) | 1754.3 (20393) | | |
| LTE Band 4 (AWS): 3 MHz | 1711.5 (19965) | 1732.5 (20175) | 1753.5 (20385) | | |
| LTE Band 4 (AWS): 5 MHz | 1712.5 (19975) | 1732.5 (20175) | 1752.5 (20375) | | |
| LTE Band 4 (AWS): 10 MHz | 1715 (20000) | 1732.5 (20175) | 1750 (20350) | | |
| LTE Band 4 (AWS): 15 MHz | 1717.5 (20025) | 1732.5 (20175) | 1747.5 (20325) | | |
| LTE Band 4 (AWS): 20 MHz | 1720 (20050) | 1732.5 (20175) | 1745 (20300) | | |
| LTE Band 25 (PCS): 1.4 MHz | 1850.7 (26047) | 1882.5 (26365) | 1914.3 (26683) | | |
| LTE Band 25 (PCS): 3 MHz | 1851.5 (26055) | 1882.5 (26365) | 1913.5 (26675) | | |
| LTE Band 25 (PCS): 5 MHz | 1852.5 (26065) | 1882.5 (26365) | 1912.5 (26665) | | |
| LTE Band 25 (PCS): 10 MHz | 1855 (26090) | 1882.5 (26365) | 1910 (26640) | | |
| LTE Band 25 (PCS): 15 MHz | 1857.5 (26115) | 1882.5 (26365) | 1907.5 (26615) | | |
| LTE Band 25 (PCS): 20 MHz | 1860 (26140) | 1882.5 (26365) | 1905 (26590) | | |
| LTE Band 2 (PCS): 1.4 MHz | 1850.7 (18607) | 1880 (18900) | 1909.3 (19193) | | |
| LTE Band 2 (PCS): 3 MHz | 1851.5 (18615) | 1880 (18900) | 1908.5 (19185) | | |
| LTE Band 2 (PCS): 5 MHz | 1852.5 (18625) | 1880 (18900) | 1907.5 (19175) | | |
| LTE Band 2 (PCS): 10 MHz | 1855 (18650) | 1880 (18900) | 1905 (19150) | | |
| LTE Band 2 (PCS): 15 MHz | 1857.5 (18675) | 1880 (18900) | 1902.5 (19125) | | |
| LTE Band 2 (PCS): 20 MHz | 1860 (18700) | 1880 (18900) | 1900 (19100) | | |
| LTE Band 30: 5 MHz | 2307.5 (27665) | 2310 (27710) | 2312.5 (27755) | | |
| LTE Band 30: 10 MHz | N/A | 2310 (27710) | N/A | | |
| LTE Band 7: 5 MHz | 2502.5 (20775) | 2535 (21100) | 2567.5 (21425) | | |
| LTE Band 7: 10 MHz | 2505 (20800) | 2535 (21100) | 2565 (21400) | | |
| LTE Band 7: 15 MHz | 2507.5 (20825) | 2535 (21100) | 2562.5 (21375) | | |
| LTE Band 7: 20 MHz | 2510 (20850) | 2535 (21100) | 2560 (21350) | | |
| LTE Band 48: 5 MHz | 3552.5 (55265) | 3603.8 (55748) | 3649.2 (56232) | | |
| LTE Band 48: 10 MHz | 3555 (55290) | 3601.7 (55737) | 3648.3 (56223) | | |
| LTE Band 48: 15 MHz | 3557.5 (55315) | 3602.5 (55765) | 3647.5 (56215) | | |
| LTE Band 48: 20 MHz | 3560 (55340) | 3603.3 (55773) | 3646.7 (56207) | | |
| LTE Band 41: 5 MHz | 2506 (39750) | 2549.5 (40185) | 2593 (40620) | | |
| LTE Band 41: 10 MHz | 2506 (39750) | 2549.5 (40185) | 2593 (40620) | | |
| LTE Band 41: 15 MHz | 2506 (39750) | 2549.5 (40185) | 2593 (40620) | | |
| LTE Band 41: 20 MHz | 2506 (39750) | 2549.5 (40185) | 2593 (40620) | | |
| LTE Band 38: 5 MHz | 2572.5 (37775) | 2595 (38000) | 2617.5 (38225) | | |
| LTE Band 38: 10 MHz | 2575 (37800) | 2595 (38000) | 2615 (38200) | | |
| LTE Band 38: 15 MHz | 2577.5 (37825) | 2595 (38000) | 2612.5 (38175) | | |
| LTE Band 38: 20 MHz | 2580 (37850) | 2595 (38000) | 2610 (38150) | | |
| UE Category | DL UE Cat 20, UL UE Cat 18 | | | | |
| Modulations Supported in UL | QPSK, 16QAM, 64QAM, 256QAM | | | | |
| LTE MPR Permanently implemented per 3GPP TS 36.101 section 6.2.3-6.2.5? (manufacturer attestation to be provided) | YES | | | | |
| A-MPR (Additional MPR) disabled for SAR Testing? | YES | | | | |
| LTE Carrier Aggregation Possible Combinations | The technical description includes all the possible carrier aggregation combinations | | | | |
| LTE Additional Information | This device does not support full CA features on 3GPP Release 15. It supports carrier aggregation, downlink MIMO, and LAA features as shown in Section 9 and Appendix F. All other uplink communications are identical to the Release 9 specifications. Uplink communications are done on the PCC unless otherwise specified. The following LTE Release 15 Features are not supported: Relay, HeNB, Enhanced eICG, MDX, eMIMO, Cross-Carrier Scheduling, Enhanced SC-FDMA. | | | | |

| | | | | |
|--------------------------------------|---|-------------------------------|---|---------------------------------|
| FCC ID A3LSMN976U |  | SAR EVALUATION REPORT |  | Approved by: Quality Manager |
| Document S/N: 1M1909040147-01.A3L | Test Dates: 09/10/19 – 11/06/19 | DUT Type: Portable Handset | | Page 14 of 212 |

| NR Information | | | |
|---|--|----------------|----------------|
| Form Factor | Portable Handset | | |
| Frequency Range of each NR transmission band | NR Band n71 (665.5 MHz - 695.5 MHz) | | |
| | NR Band n5 (Cell) (826.5 MHz - 846.5 MHz) | | |
| Channel Bandwidths | NR Band n71: 5 MHz, 10 MHz, 15 MHz, 20 MHz | | |
| | NR Band n5 (Cell): 5 MHz, 10 MHz, 15 MHz, 20 MHz | | |
| Channel Numbers and Frequencies (MHz) | Low | Mid | High |
| NR Band n71: 5 MHz | 665.5 (133100) | 680.5 (136100) | 695.5 (139100) |
| NR Band n71: 10 MHz | 668 (133600) | 680.5 (136100) | 693 (138600) |
| NR Band n71: 15 MHz | 670.5 (134100) | 680.5 (136100) | 690.5 (138100) |
| NR Band n71: 20 MHz | 673 (134600) | 680.5 (136100) | 688 (137600) |
| NR Band n5 (Cell): 5 MHz | 826.5 (165300) | 836.5 (167300) | 846.5 (169300) |
| NR Band n5 (Cell): 10 MHz | 829 (165800) | 836.5 (167300) | 844 (168800) |
| NR Band n5 (Cell): 15 MHz | 831.5 (166300) | 836.5 (167300) | 841.5 (168300) |
| NR Band n5 (Cell): 20 MHz | 834 (166800) | 836.5 (167300) | 839 (167800) |
| SCS | 15 kHz | | |
| Modulations Supported in UL | DFT-s-OFDM: QPSK, 16QAM, 64QAM, 256QAM CP-OFDM: QPSK, 16QAM, 64QAM, 256QAM | | |
| LTE MPR Permanently implemented per 3GPP TS 36.101 section 6.2.3~6.2.5? (manufacturer attestation to be provided) | YES | | |
| A-MPR (Additional MPR) disabled for SAR Testing? | YES | | |
| EN-DC Carrier Aggregation Possible Combinations | The technical description includes all the possible carrier aggregation combinations | | |
| LTE Anchor Bands for NR Band n71 | LTE Band 66, LTE Band 2 | | |
| LTE Anchor Bands for NR Band n5 | LTE Band 66, LTE Band 2, LTE Band 30 | | |

| | | | | |
|--------------------------------------|--|-------------------------------|---|---------------------------------|
| FCC ID A3LSMN976U |  PCTEST ENGINEERING LABORATORY, INC. | SAR EVALUATION REPORT |  | Approved by: Quality Manager |
| Document S/N: 1M1909040147-01.A3L | Test Dates: 09/10/19 – 11/06/19 | DUT Type: Portable Handset | | Page 15 of 212 |

3 INTRODUCTION

The FCC and Innovation, Science, and Economic Development Canada have adopted the guidelines for evaluating the environmental effects of radio frequency (RF) radiation in ET Docket 93-62 on Aug. 6, 1996 and Health Canada Safety Code 6 to protect the public and workers from the potential hazards of RF emissions due to FCC-regulated portable devices. [1]

The safety limits used for the environmental evaluation measurements are based on the criteria published by the American National Standards Institute (ANSI) for localized specific absorption rate (SAR) in IEEE/ANSI C95.1-1992 Standard for Safety Levels with Respect to Human Exposure to Radio Frequency Electromagnetic Fields, 3 kHz to 300 GHz [3] and Health Canada RF Exposure Guidelines Safety Code 6 [22]. The measurement procedure described in IEEE/ANSI C95.3-2002 Recommended Practice for the Measurement of Potentially Hazardous Electromagnetic Fields - RF and Microwave [4] is used for guidance in measuring the Specific Absorption Rate (SAR) due to the RF radiation exposure from the Equipment Under Test (EUT). These criteria for SAR evaluation are similar to those recommended by the International Committee for Non-Ionizing Radiation Protection (ICNIRP) in Biological Effects and Exposure Criteria for Radiofrequency Electromagnetic Fields,” Report No. Vol 74. SAR is a measure of the rate of energy absorption due to exposure to an RF transmitting source. SAR values have been related to threshold levels for potential biological hazards.

3.1 SAR Definition

Specific Absorption Rate is defined as the time derivative (rate) of the incremental energy (dU) absorbed by (dissipated in) an incremental mass (dm) contained in a volume element (dV) of a given density (ρ). It is also defined as the rate of RF energy absorption per unit mass at a point in an absorbing body (see Equation 3-1).

**Equation 3-1
SAR Mathematical Equation**

$$SAR = \frac{d}{dt} \left(\frac{dU}{dm} \right) = \frac{d}{dt} \left(\frac{dU}{\rho dv} \right)$$



SAR is expressed in units of Watts per Kilogram (W/kg).

$$SAR = \frac{\sigma \cdot E^2}{\rho}$$

where:

- σ = conductivity of the tissue-simulating material (S/m)
- ρ = mass density of the tissue-simulating material (kg/m³)
- E = Total RMS electric field strength (V/m)

NOTE: The primary factors that control rate of energy absorption were found to be the wavelength of the incident field in relation to the dimensions and geometry of the irradiated organism, the orientation of the organism in relation to the polarity of field vectors, the presence of reflecting surfaces, and whether conductive contact is made by the organism with a ground plane.[6]

| | | | | |
|---|---|--------------------------------------|---|--|
| FCC ID A3LSMN976U |  PCTEST ENGINEERING LABORATORY, INC. | SAR EVALUATION REPORT |  | Approved by: Quality Manager |
| Document S/N: 1M1909040147-01.A3L | Test Dates: 09/10/19 – 11/06/19 | DUT Type: Portable Handset | Page 16 of 212 | |

4 DOSIMETRIC ASSESSMENT

4.1 Measurement Procedure

The evaluation was performed using the following procedure compliant to FCC KDB Publication 865664 D01v01r04 and IEEE 1528-2013:

1. The SAR distribution at the exposed side of the head or body was measured at a distance no greater than 5.0 mm from the inner surface of the shell. The area covered the entire dimension of the device-head and body interface and the horizontal grid resolution was determined per FCC KDB Publication 865664 D01v01r04 (See Table 4-1) and IEEE 1528-2013.
2. The point SAR measurement was taken at the maximum SAR region determined from Step 1 to enable the monitoring of SAR fluctuations/drifts during the 1g/10g cube evaluation. SAR at this fixed point was measured and used as a reference value.
3. Based on the area scan data, the peak of the region with maximum SAR was determined by spline interpolation. Around this point, a volume was assessed according to the measurement resolution and volume size requirements of FCC KDB Publication 865664 D01v01r04 (See Table 4-1) and IEEE 1528-2013. On the basis of this data set, the spatial peak SAR value was evaluated with the following procedure (see references or the DASY manual online for more details):
 - a. SAR values at the inner surface of the phantom are extrapolated from the measured values along the line away from the surface with spacing no greater than that in Table 4-1. The extrapolation was based on a least-squares algorithm. A polynomial of the fourth order was calculated through the points in the z-axis (normal to the phantom shell).
 - b. After the maximum interpolated values were calculated between the points in the cube, the SAR was averaged over the spatial volume (1g or 10g) using a 3D-Spline interpolation algorithm. The 3D-spline is composed of three one-dimensional splines with the “Not a knot” condition (in x, y, and z directions). The volume was then integrated with the trapezoidal algorithm. One thousand points (10 x 10 x 10) were obtained through interpolation, in order to calculate the averaged SAR.
 - c. All neighboring volumes were evaluated until no neighboring volume with a higher average value was found.
4. The SAR reference value, at the same location as step 2, was re-measured after the zoom scan was complete to calculate the SAR drift. If the drift deviated by more than 5%, the SAR test and drift measurements were repeated.

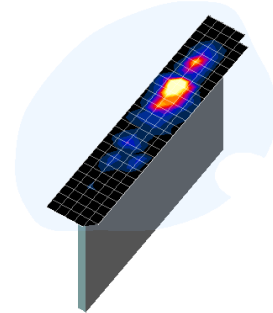




Figure 4-1
Sample SAR Area Scan

Table 4-1
Area and Zoom Scan Resolutions per FCC KDB Publication 865664 D01v01r04*

| Frequency | Maximum Area Scan Resolution (mm) ($\Delta x_{\text{area}}, \Delta y_{\text{area}}$) | Maximum Zoom Scan Resolution (mm) ($\Delta x_{\text{zoom}}, \Delta y_{\text{zoom}}$) | Maximum Zoom Scan Spatial Resolution (mm) | | | Minimum Zoom Scan Volume (mm) (x,y,z) |
|-----------|---|---|---|-------------------------------|--------------------------------------|--|
| | | | Uniform Grid | Graded Grid | | |
| | | | $\Delta z_{\text{zoom}}(n)$ | $\Delta z_{\text{zoom}}(1)^*$ | $\Delta z_{\text{zoom}}(n>1)^*$ | |
| ≤ 2 GHz | ≤ 15 | ≤ 8 | ≤ 5 | ≤ 4 | ≤ 1.5* $\Delta z_{\text{zoom}}(n-1)$ | ≥ 30 |
| 2-3 GHz | ≤ 12 | ≤ 5 | ≤ 5 | ≤ 4 | ≤ 1.5* $\Delta z_{\text{zoom}}(n-1)$ | ≥ 30 |
| 3-4 GHz | ≤ 12 | ≤ 5 | ≤ 4 | ≤ 3 | ≤ 1.5* $\Delta z_{\text{zoom}}(n-1)$ | ≥ 28 |
| 4-5 GHz | ≤ 10 | ≤ 4 | ≤ 3 | ≤ 2.5 | ≤ 1.5* $\Delta z_{\text{zoom}}(n-1)$ | ≥ 25 |
| 5-6 GHz | ≤ 10 | ≤ 4 | ≤ 2 | ≤ 2 | ≤ 1.5* $\Delta z_{\text{zoom}}(n-1)$ | ≥ 22 |

*Also compliant to IEEE 1528-2013 Table 6

| | | | | |
|--------------------------------------|---|-------------------------------|---|---------------------------------|
| FCC ID A3LSMN976U |  | SAR EVALUATION REPORT |  | Approved by: Quality Manager |
| Document S/N: 1M1909040147-01.A3L | Test Dates: 09/10/19 – 11/06/19 | DUT Type: Portable Handset | | Page 17 of 212 |

5 DEFINITION OF REFERENCE POINTS

5.1 EAR REFERENCE POINT

Figure 5-2 shows the front, back and side views of the SAM Twin Phantom. The point “M” is the reference point for the center of the mouth, “LE” is the left ear reference point (ERP), and “RE” is the right ERP. The ERP is 15mm posterior to the entrance to the ear canal (EEC) along the B-M line (Back-Mouth), as shown in Figure 5-1. The plane passing through the two ear canals and M is defined as the Reference Plane. The line N-F (Neck-Front), also called the Reference Pivoting Line, is not perpendicular to the reference plane (see Figure 5-1). Line B-M is perpendicular to the N-F line. Both N-F and B-M lines are marked on the external phantom shell to facilitate handset positioning [5].

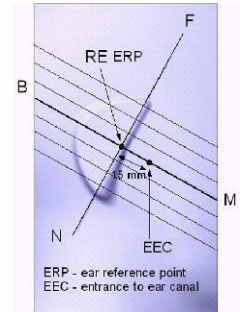


Figure 5-1
Close-Up Side view of ERP

5.2 HANDSET REFERENCE POINTS

Two imaginary lines on the handset were established: the vertical centerline and the horizontal line. The test device was placed in a normal operating position with the acoustic output located along the “vertical centerline” on the front of the device aligned to the “ear reference point” (See Figure 5-3). The acoustic output was then located at the same level as the center of the ear reference point. The test device was positioned so that the “vertical centerline” was bisecting the front surface of the handset at its top and bottom edges, positioning the “ear reference point” on the outer surface of the both the left and right head phantoms on the ear reference point.



Figure 5-2
Front, back and side view of SAM Twin Phantom

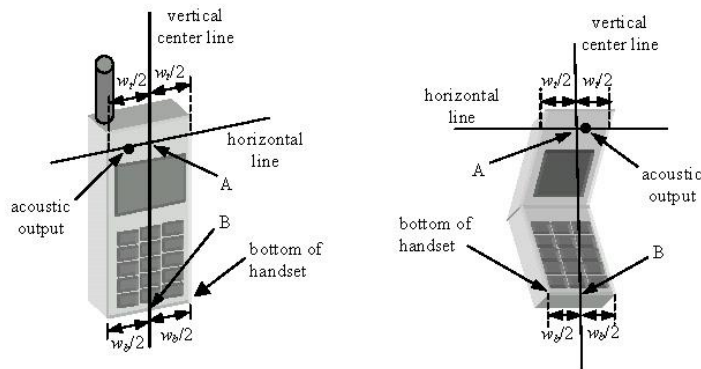




Figure 5-3
Handset Vertical Center & Horizontal Line Reference Points

| | | | | |
|--------------------------------------|--|-------------------------------|---|---------------------------------|
| FCC ID A3LSMN976U |  PCTEST ENGINEERING LABORATORY, INC. | SAR EVALUATION REPORT |  | Approved by: Quality Manager |
| Document S/N: 1M1909040147-01.A3L | Test Dates: 09/10/19 – 11/06/19 | DUT Type: Portable Handset | | Page 18 of 212 |

6 TEST CONFIGURATION POSITIONS

6.1 Device Holder

The device holder is made out of low-loss POM material having the following dielectric parameters: relative permittivity $\epsilon = 3$ and loss tangent $\delta = 0.02$.

6.2 Positioning for Cheek

1. The test device was positioned with the device close to the surface of the phantom such that point A is on the (virtual) extension of the line passing through points RE and LE on the phantom (see Figure 6-1), such that the plane defined by the vertical center line and the horizontal line of the phone is approximately parallel to the sagittal plane of the phantom.

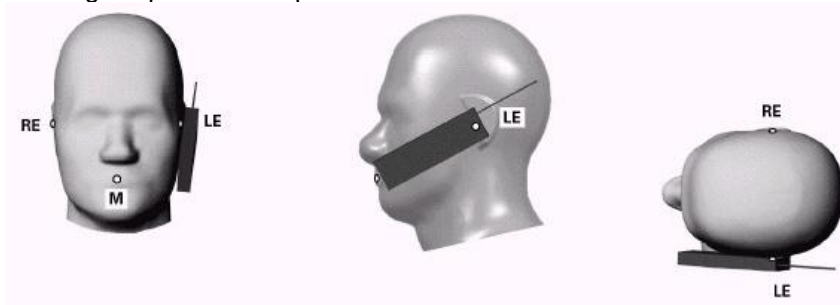




Figure 6-1 Front, Side and Top View of Cheek Position

2. The handset was translated towards the phantom along the line passing through RE & LE until the handset touches the pinna.
3. While maintaining the handset in this plane, the handset was rotated around the LE-RE line until the vertical centerline was in the reference plane.
4. The phone was then rotated around the vertical centerline until the phone (horizontal line) was symmetrical with respect to the line NF.
5. While maintaining the vertical centerline in the reference plane, keeping point A on the line passing through RE and LE, and maintaining the device contact with the ear, the device was rotated about the NF line until any point on the handset made contact with a phantom point below the ear (cheek) (See Figure 6-2).

6.3 Positioning for Ear / 15° Tilt

With the test device aligned in the “Cheek Position”:

1. While maintaining the orientation of the phone, the phone was retracted parallel to the reference plane far enough to enable a rotation of the phone by 15 degrees.
2. The phone was then rotated around the horizontal line by 15 degrees.
3. While maintaining the orientation of the phone, the phone was moved parallel to the reference plane until any part of the handset touched the head. (In this position, point A was located on the line RE-LE). The tilted position is obtained when the contact is on the pinna. If the contact was at any location other than the pinna, the angle of the phone would then be reduced. In this situation, the tilted position was obtained when any part of the phone was in contact of the ear as well as a second part of the phone was in contact with the head (see Figure 6-2).

| | | | | |
|--------------------------------------|--|-------------------------------|---|---------------------------------|
| FCC ID A3LSMN976U |  PCTEST ENGINEERING LABORATORY, INC. | SAR EVALUATION REPORT |  SAMSUNG | Approved by: Quality Manager |
| Document S/N: 1M1909040147-01.A3L | Test Dates: 09/10/19 – 11/06/19 | DUT Type: Portable Handset | | Page 19 of 212 |




Figure 6-2 Front, Side and Top View of Ear/15° Tilt Position

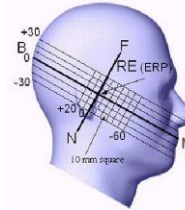


Figure 6-3 Side view w/ relevant markings

6.4 SAR Evaluations near the Mouth/Jaw Regions of the SAM Phantom

Antennas located near the bottom of a phone may require SAR measurements around the mouth and jaw regions of the SAM head phantom. This typically applies to clam-shell style phones that are generally longer in the unfolded normal use positions or to certain older style long rectangular phones. Per IEEE 1528-2013, a rotated SAM phantom is necessary to allow probe access to such regions. Both SAM heads of the TwinSAM-Chin20 are rotated 20 degrees around the NF line. Each head can be removed from the table for emptying and cleaning.

Under these circumstances, the following procedures apply, adopted from the FCC guidance on SAR handsets document FCC KDB Publication 648474 D04v01r03. The SAR required in these regions of SAM should be measured using a flat phantom. The phone should be positioned with a separation distance of 4 mm between the ear reference point (ERP) and the outer surface of the flat phantom shell. While maintaining this distance at the ERP location, the low (bottom) edge of the phone should be lowered from the phantom to establish the same separation distance between the peak SAR location identified by the truncated partial SAR distribution measured with the SAM phantom. The distance from the peak SAR location to the phone is determined by the straight line passing perpendicularly through the phantom surface. When it is not feasible to maintain 4 mm separation at the ERP while also establishing the required separation at the peak SAR location, the top edge of the phone will be allowed to touch the phantom with a separation < 4 mm at the ERP. The phone should not be tilted to the left or right while placed in this inclined position to the flat phantom.

6.5 Body-Worn Accessory Configurations

Body-worn operating configurations are tested with the belt-clips and holsters attached to the device and positioned against a flat phantom in a normal use configuration (see Figure 6-4). Per FCC KDB Publication 648474 D04v01r03, Body-worn accessory exposure is typically related to voice mode operations when handsets are carried in body-worn accessories. The body-worn accessory procedures in FCC KDB Publication 447498 D01v06 should be used to test for body-worn accessory SAR compliance, without a headset connected to it. This enables the test results for such configuration to be compatible with that required for hotspot mode when the body-worn accessory test separation distance is greater than or equal to that required for hotspot mode, when applicable. When the reported SAR for a body-worn accessory, measured without a headset connected to the handset, is > 1.2 W/kg, the highest reported SAR configuration for that wireless mode and frequency band should be repeated for that body-worn accessory with a headset attached to the handset.

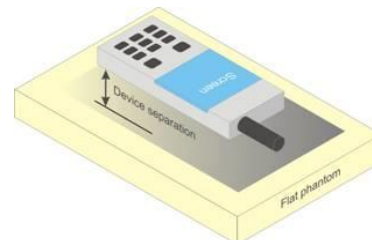




Figure 6-4 Sample Body-Worn Diagram

Accessories for Body-worn operation configurations are divided into two categories: those that do not contain metallic components and those that do contain metallic components. When multiple accessories that do not

| | | | | |
|--------------------------------------|---|-------------------------------|---|---------------------------------|
| FCC ID A3LSMN976U |  | SAR EVALUATION REPORT |  | Approved by: Quality Manager |
| Document S/N: 1M1909040147-01.A3L | Test Dates: 09/10/19 – 11/06/19 | DUT Type: Portable Handset | | Page 20 of 212 |

contain metallic components are supplied with the device, the device is tested with only the accessory that dictates the closest spacing to the body. Then multiple accessories that contain metallic components are tested with the device with each accessory. If multiple accessories share an identical metallic component (i.e. the same metallic belt-clip used with different holsters with no other metallic components) only the accessory that dictates the closest spacing to the body is tested.

Body-worn accessories may not always be supplied or available as options for some devices intended to be authorized for body-worn use. In this case, a test configuration with a separation distance between the back of the device and the flat phantom is used. Test position spacing was documented. Transmitters that are designed to operate in front of a person’s face, as in push-to-talk configurations, are tested for SAR compliance with the front of the device positioned to face the flat phantom in head fluid. For devices that are carried next to the body such as a shoulder, waist or chest-worn transmitters, SAR compliance is tested with the accessories, including headsets and microphones, attached to the device and positioned against a flat phantom in a normal use configuration.

6.6 Extremity Exposure Configurations

Devices that are designed or intended for use on extremities or mainly operated in extremity only exposure conditions; i.e., hands, wrists, feet and ankles, may require extremity SAR evaluation. When the device also operates in close proximity to the user’s body, SAR compliance for the body is also required. The 1g body and 10g extremity SAR Exclusion Thresholds found in KDB Publication 447498 D01v06 should be applied to determine SAR test requirements.

Per KDB Publication 447498 D01v06, Cell phones (handsets) are not normally designed to be used on extremities or operated in extremity only exposure conditions. The maximum output power levels of handsets generally do not require extremity SAR testing to show compliance. Therefore, extremity SAR was not evaluated for this device.



6.7 Wireless Router Configurations

Some battery-operated handsets have the capability to transmit and receive user data through simultaneous transmission of WIFI simultaneously with a separate licensed transmitter. The FCC has provided guidance in FCC KDB Publication 941225 D06v02r01 where SAR test considerations for handsets (L x W ≥ 9 cm x 5 cm) are based on a composite test separation distance of 10 mm from the front, back and edges of the device containing transmitting antennas within 2.5 cm of their edges, determined from general mixed use conditions for this type of devices. Since the hotspot SAR results may overlap with the body-worn accessory SAR requirements, the more conservative configurations can be considered, thus excluding some body-worn accessory SAR tests.

When the user enables the personal wireless router functions for the handset, actual operations include simultaneous transmission of both the WIFI transmitter and another licensed transmitter. Both transmitters often do not transmit at the same transmitting frequency and thus cannot be evaluated for SAR under actual use conditions due to the limitations of the SAR assessment probes. Therefore, SAR must be evaluated for each frequency transmission and mode separately and spatially summed with the WIFI transmitter according to FCC KDB Publication 447498 D01v06 procedures. The “Portable Hotspot” feature on the handset was NOT activated during SAR assessments, to ensure the SAR measurements were evaluated for a single transmission frequency RF signal at a time.

6.8 Phablet Configurations

For smart phones with a display diagonal dimension > 150 mm or an overall diagonal dimension > 160 mm that provide similar mobile web access and multimedia support found in mini-tablets or UMPC mini-tablets that

| | | | | |
|---|---|--------------------------------------|---|--|
| FCC ID A3LSMN976U |  PCTEST ENGINEERING LABORATORY, INC. | SAR EVALUATION REPORT |  | Approved by: Quality Manager |
| Document S/N: 1M1909040147-01.A3L | Test Dates: 09/10/19 – 11/06/19 | DUT Type: Portable Handset | Page 21 of 212 | |



support voice calls next to the ear, the phablets procedures outlined in KDB Publication 648474 D04v01r03 should be applied to evaluate SAR compliance. A device marketed as phablets, regardless of form factors and operating characteristics must be tested as a phablet to determine SAR compliance. In addition to the normally required head and body-worn accessory SAR test procedures required for handsets, the UMPC mini-tablet procedures must also be applied to test the SAR of all surfaces and edges with an antenna ≤ 25 mm from that surface or edge, in direct contact with the phantom, for 10g SAR. The UMPC mini-tablet 1g SAR at 5 mm is not required. When hotspot mode applies, 10g SAR is required only for the surfaces and edges with hotspot mode 1g SAR > 1.2 W/kg.

6.9 Proximity Sensor Considerations

This device uses a power reduction mechanism to reduce output powers in certain use conditions when the device is used close the user's body.

When the device's antenna is within a certain distance of the user, the sensor activates and reduces the maximum allowed output power. However, the sensor is not active when the device is moved beyond the sensor triggering distance and the maximum output power is no longer limited. Therefore, additional evaluation is needed in the vicinity of the triggering distance to ensure SAR is compliant when the device is allowed to operate at a non-reduced output power level. FCC KDB Publication 616217 D04v01r02 Section 6 was used as a guideline for selecting SAR test distances for this device at these additional test positions. Sensor triggering distance summary data is included in Appendix G.

The sensor is designed to support sufficient detection range and sensitivity to cover regions of the sensors in all applicable directions since the sensor entirely covers the antennas.

| | | | | |
|--------------------------------------|---|-------------------------------|---|---------------------------------|
| FCC ID A3LSMN976U |  PCTEST ENGINEERING LABORATORY, INC. | SAR EVALUATION REPORT |  | Approved by: Quality Manager |
| Document S/N: 1M1909040147-01.A3L | Test Dates: 09/10/19 – 11/06/19 | DUT Type: Portable Handset | Page 22 of 212 | |

7 RF EXPOSURE LIMITS

7.1 Uncontrolled Environment

UNCONTROLLED ENVIRONMENTS are defined as locations where there is the exposure of individuals who have no knowledge or control of their exposure. The general population/uncontrolled exposure limits are applicable to situations in which the general public may be exposed or in which persons who are exposed as a consequence of their employment may not be made fully aware of the potential for exposure or cannot exercise control over their exposure. Members of the general public would come under this category when exposure is not employment-related; for example, in the case of a wireless transmitter that exposes persons in its vicinity.



7.2 Controlled Environment

CONTROLLED ENVIRONMENTS are defined as locations where there is exposure that may be incurred by persons who are aware of the potential for exposure, (i.e. as a result of employment or occupation). In general, occupational/controlled exposure limits are applicable to situations in which persons are exposed as a consequence of their employment, who have been made fully aware of the potential for exposure and can exercise control over their exposure. This exposure category is also applicable when the exposure is of a transient nature due to incidental passage through a location where the exposure levels may be higher than the general population/uncontrolled limits, but the exposed person is fully aware of the potential for exposure and can exercise control over his or her exposure by leaving the area or by some other appropriate means.

**Table 7-1
SAR Human Exposure Specified in ANSI/IEEE C95.1-1992 and Health Canada Safety Code 6**

| HUMAN EXPOSURE LIMITS | | |
|---|---|---|
| | UNCONTROLLED ENVIRONMENT <i>General Population</i> (W/kg) or (mW/g) | CONTROLLED ENVIRONMENT <i>Occupational</i> (W/kg) or (mW/g) |
| Peak Spatial Average SAR Head | 1.6 | 8.0 |
| Whole Body SAR | 0.08 | 0.4 |
| Peak Spatial Average SAR Hands, Feet, Ankle, Wrists, etc. | 4.0 | 20 |

1. The Spatial Peak value of the SAR averaged over any 1 gram of tissue (defined as a tissue volume in the shape of a cube) and over the appropriate averaging time.
2. The Spatial Average value of the SAR averaged over the whole body.
3. The Spatial Peak value of the SAR averaged over any 10 grams of tissue (defined as a tissue volume in the shape of a cube) and over the appropriate averaging time.

| | | | | |
|--------------------------------------|---|-------------------------------|---|---------------------------------|
| FCC ID A3LSMN976U |  PCTEST ENGINEERING LABORATORY, INC. | SAR EVALUATION REPORT |  | Approved by: Quality Manager |
| Document S/N: 1M1909040147-01.A3L | Test Dates: 09/10/19 – 11/06/19 | DUT Type: Portable Handset | | Page 23 of 212 |

8 FCC MEASUREMENT PROCEDURES

Power measurements for licensed transmitters are performed using a base station simulator under digital average power.

8.1 Measured and Reported SAR

Per FCC KDB Publication 447498 D01v06, when SAR is not measured at the maximum power level allowed for production units, the results must be scaled to the maximum tune-up tolerance limit according to the power applied to the individual channels tested to determine compliance. For simultaneous transmission, the measured aggregate SAR must be scaled according to the sum of the differences between the maximum tune-up tolerance and actual power used to test each transmitter. When SAR is measured at or scaled to the maximum tune-up tolerance limit, the results are referred to as *reported* SAR. The highest *reported* SAR results are identified on the grant of equipment authorization according to procedures in KDB 690783 D01v01r03.

8.2 3G SAR Test Reduction Procedure

In FCC KDB Publication 941225 D01v03r01, certain transmission modes within a frequency band and wireless mode evaluated for SAR are defined as primary modes. The equivalent modes considered for SAR test reduction are denoted as secondary modes. When the maximum output power including tune-up tolerance specified for production units in a secondary mode is ≤ 0.25 dB higher than the primary mode or when the highest reported SAR of the primary mode, scaled by the ratio of specified maximum output power and tune-up tolerance of secondary to primary mode, is ≤ 1.2 W/kg, SAR measurements are not required for the secondary mode. These criteria are referred to as the 3G SAR test reduction procedure. When the 3G SAR test reduction procedure is not satisfied, SAR measurements are additionally required for the secondary mode.

8.3 Procedures Used to Establish RF Signal for SAR



The following procedures are according to FCC KDB Publication 941225 D01v03r01 “3G SAR Measurement Procedures.”

The device is placed into a simulated call using a base station simulator in a RF shielded chamber. Establishing connections in this manner ensure a consistent means for testing SAR and are recommended for evaluating SAR [4]. Devices under test are evaluated prior to testing, with a fully charged battery and were configured to operate at maximum output power. In order to verify that the device is tested throughout the SAR test at maximum output power, the SAR measurement system measures a “point SAR” at an arbitrary reference point at the start and end of the 1 gram SAR evaluation, to assess for any power drifts during the evaluation. If the power drift deviates by more than 5%, the SAR test and drift measurements are repeated.

8.4 SAR Measurement Conditions for UMTS

8.4.1 Output Power Verification

Maximum output power is verified on the High, Middle and Low channels according to the general descriptions in section 5.2 of 3GPP TS 34.121, using the appropriate RMC with TPC (transmit power control) set to all “1s” or applying the required inner loop power control procedures to maintain maximum output power while HSUPA is active. Results for all applicable physical channel configurations (DPCCH, DPDCHn and spreading codes, HS-DPCCH etc) are tabulated in this test report. All configurations that are not supported by the DUT or cannot be measured due to technical or equipment limitations are identified.

| | | | | |
|--------------------------------------|--|-------------------------------|---|---------------------------------|
| FCC ID A3LSMN976U |  PCTEST ENGINEERING LABORATORY, INC. | SAR EVALUATION REPORT |  | Approved by: Quality Manager |
| Document S/N: 1M1909040147-01.A3L | Test Dates: 09/10/19 – 11/06/19 | DUT Type: Portable Handset | | Page 24 of 212 |

8.4.2 Head SAR Measurements

SAR for next to the ear head exposure is measured using a 12.2 kbps RMC with TPC bits configured to all “1’s”. The 3G SAR test reduction procedure is applied to AMR configurations with 12.2 kbps RMC as the primary mode. Otherwise, SAR is measured for 12.2 kbps AMR in 3.4 kbps SRB (signaling radio bearer) using the highest reported SAR configuration in 12.2 kbps RMC for head exposure.

8.4.3 Body SAR Measurements

SAR for body exposure configurations is measured using the 12.2 kbps RMC with the TPC bits all “1s”. The 3G SAR test reduction procedure is applied to other spreading codes and multiple DPDCH_n configurations supported by the handset with 12.2 kbps RMC as the primary mode. Otherwise, SAR is measured using an applicable RMC configuration with the corresponding spreading code or DPDCH_n, for the highest reported SAR configuration in 12.2 kbps RMC.

8.4.4 SAR Measurements with Rel 5 HSDPA

The 3G SAR test reduction procedure is applied to HSDPA body configurations with 12.2 kbps RMC as the primary mode. Otherwise, Body SAR for HSDPA is measured using an FRC with H-Set 1 in Sub-test 1 and a 12.2 kbps RMC configured in Test Loop Mode 1, for the highest reported SAR configuration in 12.2 kbps RMC without HSDPA. Handsets with both HSDPA and HSUPA are tested according to Release 6 HSPA test procedures.

8.4.5 SAR Measurements with Rel 6 HSUPA

The 3G SAR test reduction procedure is applied to HSPA (HSUPA/HSDPA with RMC) body configurations with 12.2 kbps RMC as the primary mode. Otherwise, Body SAR for HSPA is measured with E-DCH Sub-test 5, using H-Set 1 and QPSK for FRC and a 12.2 kbps RMC configured in Test Loop Mode 1 and power control algorithm 2, according to the highest reported body SAR configuration in 12.2 kbps RMC without HSPA.



When VOIP applies to head exposure, the 3G SAR test reduction procedure is applied with 12.2 kbps RMC as the primary mode; otherwise, the same HSPA configuration used for body SAR measurements are applied to head exposure testing.

8.4.6 SAR Measurement Conditions for DC-HSDPA

SAR is required for Rel. 8 DC-HSDPA when SAR is required for Rel. 5 HSDPA; otherwise, the 3G SAR test reduction procedure is applied to DC-HSDPA with 12.2 kbps RMC as the primary mode. Power is measured for DC-HSDPA according to the H-Set 12, FRC configuration in Table C.8.1.12 of 3GPP TS 34.121-1 to determine SAR test reduction. A primary and a secondary serving HS-DSCH Cell are required to perform the power measurement and for the results to be acceptable.

8.5 SAR Measurement Conditions for LTE

LTE modes are tested according to FCC KDB 941225 D05v02r04 publication. Establishing connections with base station simulators ensure a consistent means for testing SAR and are recommended for evaluating SAR [4]. The R&S CMW500 or Anritsu MT8820C simulators are used for LTE output power measurements and SAR testing. Closed loop power control was used so the UE transmits with maximum output power during SAR testing. SAR tests were performed with the same number of RB and RB offsets transmitting on all TTI frames (maximum TTI).

| | | | | |
|--------------------------------------|---|-------------------------------|---|---------------------------------|
| FCC ID A3LSMN976U |  PCTEST ENGINEERING LABORATORY, INC. | SAR EVALUATION REPORT |  | Approved by: Quality Manager |
| Document S/N: 1M1909040147-01.A3L | Test Dates: 09/10/19 – 11/06/19 | DUT Type: Portable Handset | | Page 25 of 212 |

8.5.1 Spectrum Plots for RB Configurations

A properly configured base station simulator was used for SAR tests and power measurements. Therefore, spectrum plots for RB configurations were not required to be included in this report.

8.5.2 MPR

MPR is permanently implemented for this device by the manufacturer. The specific manufacturer target MPR is indicated alongside the SAR results. MPR is enabled for this device, according to 3GPP TS36.101 Section 6.2.3 – 6.2.5 under Table 6.2.3-1.

8.5.3 A-MPR

A-MPR (Additional MPR) has been disabled for all SAR tests by setting NS=01 on the base station simulator.

8.5.4 Required RB Size and RB Offsets for SAR Testing

According to FCC KDB 941225 D05v02r04:



- a. Per Section 5.2.1, SAR is required for QPSK 1 RB Allocation for the largest bandwidth
 - i. The required channel and offset combination with the highest maximum output power is required for SAR.
 - ii. When the reported SAR is ≤ 0.8 W/kg, testing of the remaining RB offset configurations and required test channels is not required. Otherwise, SAR is required for the remaining required test channels using the RB offset configuration with highest output power for that channel.
 - iii. When the reported SAR for a required test channel is > 1.45 W/kg, SAR is required for all RB offset configurations for that channel.
- b. Per Section 5.2.2, SAR is required for 50% RB allocation using the largest bandwidth following the same procedures outlined in Section 5.2.1.
- c. Per Section 5.2.3, QPSK SAR is not required for the 100% allocation when the highest maximum output power for the 100% allocation is less than the highest maximum output power of the 1 RB and 50% RB allocations and the reported SAR for the 1 RB and 50% RB allocations is < 0.8 W/kg.
- d. Per Section 5.2.4 and 5.3, SAR tests for higher order modulations and lower bandwidths configurations are not required when the conducted power of the required test configurations determined by Sections 5.2.1 through 5.2.3 is less than or equal to $\frac{1}{2}$ dB higher than the equivalent configuration using QPSK modulation and when the QPSK SAR for those configurations is < 1.45 W/kg.

8.5.5 TDD

LTE TDD testing is performed using the SAR test guidance provided in FCC KDB 941225 D05v02r04. TDD is tested at the highest duty factor using UL-DL configuration 0 with special subframe configuration 6 and applying the FDD LTE procedures in KDB 941225 D05v02r04. SAR testing is performed using the extended cyclic prefix listed in 3GPP TS 36.211 Section 4.

8.5.6 Downlink Only Carrier Aggregation

Conducted power measurements with LTE Carrier Aggregation (CA) (downlink only) active are made in accordance to KDB Publication 941225 D05Av01r02. The RRC connection is only handled by one cell, the primary component carrier (PCC) for downlink and uplink communications. After making a data connection to the PCC, the UE device adds secondary component carrier(s) (SCC) on the downlink only. All uplink communications and acknowledgements remain identical to specifications when downlink

| | | | | |
|--------------------------------------|--|-------------------------------|---|---------------------------------|
| FCC ID A3LSMN976U |  PCTEST ENGINEERING LABORATORY, INC. | SAR EVALUATION REPORT |  | Approved by: Quality Manager |
| Document S/N: 1M1909040147-01.A3L | Test Dates: 09/10/19 – 11/06/19 | DUT Type: Portable Handset | | Page 26 of 212 |

carrier aggregation is inactive on the PCC. Additional conducted output powers are measured with the downlink carrier aggregation active for the configuration with highest measured maximum conducted power with downlink carrier aggregation inactive measured among the channel bandwidth, modulation, and RB combinations in each frequency band. Per FCC KDB Publication 941225 D05Av01r02, no SAR measurements are required for downlink only carrier aggregation configurations when the average output power with downlink only carrier aggregation active is not more than 0.25 dB higher than the average output power with downlink only carrier aggregation inactive.

8.6 SAR Testing with 802.11 Transmitters

The normal network operating configurations of 802.11 transmitters are not suitable for SAR measurements. Unpredictable fluctuations in network traffic and antenna diversity conditions can introduce undesirable variations in SAR results. The SAR for these devices should be measured using chipset based test mode software to ensure the results are consistent and reliable. See KDB Publication 248227 D01v02r02 for more details.

8.6.1 General Device Setup

Chipset based test mode software is hardware dependent and generally varies among manufacturers. The device operating parameters established in test mode for SAR measurements must be identical to those programmed in production units, including output power levels, amplifier gain settings and other RF performance tuning parameters.

A periodic duty factor is required for current generation SAR systems to measure SAR. When 802.11 frame gaps are accounted for in the transmission, a maximum transmission duty factor of 92 - 96% is typically achievable in most test mode configurations. A minimum transmission duty factor of 85% is required to avoid certain hardware and device implementation issues related to wide range SAR scaling. The reported SAR is scaled to 100% transmission duty factor to determine compliance at the maximum tune-up tolerance limit.

8.6.2 U-NII-1 and U-NII-2A



For devices that operate in both U-NII-1 and U-NII-2A bands, when the same maximum output power is specified for both bands, SAR measurement using OFDM SAR test procedures is not required for U-NII-1 unless the highest reported SAR for U-NII-2A is > 1.2 W/kg. When different maximum output powers are specified for the bands, SAR measurement for the U-NII band with the lower maximum output power is not required unless the highest reported SAR for the U-NII band with the higher maximum output power, adjusted by the ratio of lower to higher specified maximum output power for the two bands, is > 1.2 W/kg. When 10g SAR measurement is considered, a factor of 2.5 is applied to the thresholds above.

8.6.3 U-NII-2C and U-NII-3

The frequency range covered by U-NII-2C and U-NII-3 is 380 MHz (5.47 – 5.85 GHz), which requires a minimum of at least two SAR probe calibration frequency points to support SAR measurements. When Terminal Doppler Weather Radar (TDWR) restriction applies, the channels at 5.60 – 5.65 GHz in U-NII-2C band must be disabled with acceptable mechanisms and documented in the equipment certification. Unless band gap channels are permanently disabled, SAR must be considered for these channels. Each band is tested independently according to the normally required OFDM SAR measurement and probe calibration frequency points requirements.

8.6.4 Initial Test Position Procedure

For exposure conditions with multiple test positions, such as handset operating next to the ear, devices with hotspot mode or UMPC mini-tablet, procedures for initial test position can be applied. Using the transmission mode determined by the DSSS procedure or initial test configuration, area scans are measured for all

| | | | | |
|--------------------------------------|---|-------------------------------|---|---------------------------------|
| FCC ID A3LSMN976U |  | SAR EVALUATION REPORT |  | Approved by: Quality Manager |
| Document S/N: 1M1909040147-01.A3L | Test Dates: 09/10/19 – 11/06/19 | DUT Type: Portable Handset | Page 27 of 212 | |

positions in an exposure condition. The test position with the highest extrapolated (peak) SAR is used as the initial test position. When reported SAR for the initial test position is ≤ 0.4 W/kg, no additional testing for the remaining test positions is required. Otherwise, SAR is evaluated at the subsequent highest peak SAR positions until the reported SAR result is ≤ 0.8 W/kg or all test positions are measured. When 10g SAR measurement is considered, a factor of 2.5 is applied to the thresholds above.

8.6.5 2.4 GHz SAR Test Requirements

SAR is measured for 2.4 GHz 802.11b DSSS using either the fixed test position or, when applicable, the initial test position procedure. SAR test reduction is determined according to the following:

- 1) When the reported SAR of the highest measured maximum output power channel for the exposure configuration is ≤ 0.8 W/kg, no further SAR testing is required for 802.11b DSSS in that exposure configuration.
- 2) When the reported SAR is > 0.8 W/kg, SAR is required for that position using the next highest measured output power channel. When any reported SAR is > 1.2 W/kg, SAR is required for the third channel; i.e., all channels require testing.

2.4 GHz 802.11 g/n/ax OFDM are additionally evaluated for SAR if the highest reported SAR for 802.11b, adjusted by the ratio of the OFDM to DSSS specified maximum output power, is > 1.2 W/kg. When SAR is required for OFDM modes in 2.4 GHz band, the Initial Test Configuration Procedures should be followed. When 10g SAR measurement is considered, a factor of 2.5 is applied to the thresholds above.



8.6.6 OFDM Transmission Mode and SAR Test Channel Selection

When the same maximum output power was specified for multiple OFDM transmission mode configurations in a frequency band or aggregated band, SAR is measured using the configuration with the largest channel bandwidth, lowest order modulation and lowest data rate. When the maximum output power of a channel is the same for equivalent OFDM configurations; for example, 802.11a, 802.11n and 802.11ac or 802.11g and 802.11n with the same channel bandwidth, modulation and data rate etc., the lower order 802.11 mode i.e., 802.11a, then 802.11n and 802.11ac or 802.11g then 802.11n, is used for SAR measurement. Per April 2019 TCB Workshop guidance, 802.11ax was considered the highest order 802.11 mode. When the maximum output power are the same for multiple test channels, either according to the default or additional power measurement requirements, SAR is measured using the channel closest to the middle of the frequency band or aggregated band. When there are multiple channels with the same maximum output power, SAR is measured using the higher number channel.

8.6.7 Initial Test Configuration Procedure

For OFDM, an initial test configuration is determined for each frequency band and aggregated band, according to the transmission mode with the highest maximum output power specified for SAR measurements. When the same maximum output power is specified for multiple OFDM transmission mode configurations in a frequency band or aggregated band, SAR is measured using the configuration(s) with the largest channel bandwidth, lowest order modulation, lowest data rate and lowest order IEEE 802.11 mode. The channel of the transmission mode with the highest average RF output conducted power will be the initial test configuration.

When the reported SAR is ≤ 0.8 W/kg, no additional measurements on other test channels are required. Otherwise, SAR is evaluated using the subsequent highest average RF output channel until the reported SAR result is ≤ 1.2 W/kg or all channels are measured. When there are multiple untested channels having the same subsequent highest average RF output power, the channel with higher frequency from the lowest 802.11 mode is considered for SAR measurements (See Section 8.6.6). When 10g SAR measurement is considered, a factor of 2.5 is applied to the thresholds above.



| | | | | |
|---|---|--------------------------------------|---|--|
| FCC ID A3LSMN976U |  PCTEST ENGINEERING LABORATORY, INC. | SAR EVALUATION REPORT |  | Approved by: Quality Manager |
| Document S/N: 1M1909040147-01.A3L | Test Dates: 09/10/19 – 11/06/19 | DUT Type: Portable Handset | Page 28 of 212 | |

8.6.8 Subsequent Test Configuration Procedures

For OFDM configurations in each frequency band and aggregated band, SAR is evaluated for initial test configuration using the fixed test position or the initial test position procedure. When the highest reported SAR (for the initial test configuration), adjusted by the ratio of the specified maximum output power of the subsequent test configuration to initial test configuration, is ≤ 1.2 W/kg, no additional SAR tests for the subsequent test configurations are required. When 10g SAR measurement is considered, a factor of 2.5 is applied to the thresholds above.

8.6.9 MIMO SAR Considerations

Per KDB Publication 248227 D01v02r02, the simultaneous SAR provisions in KDB Publication 447498 D01v06 should be applied to determine simultaneous transmission SAR test exclusion for WIFI MIMO. If the sum of 1g single transmission chain SAR measurements is < 1.6 W/kg, no additional SAR measurements for MIMO are required. Alternatively, SAR for MIMO can be measured with all antennas transmitting simultaneously at the specified maximum output power of MIMO operation. When 10g SAR measurement is considered, a factor of 2.5 is applied to the thresholds above.

| | | | | |
|---|---|--------------------------------------|---|--|
| FCC ID A3LSMN976U |  PCTEST ENGINEERING LABORATORY, INC. | SAR EVALUATION REPORT |  | Approved by: Quality Manager |
| Document S/N: 1M1909040147-01.A3L | Test Dates: 09/10/19 – 11/06/19 | DUT Type: Portable Handset | Page 29 of 212 | |

9 RF CONDUCTED POWERS



9.1 GSM Conducted Powers

**Table 9-1
Maximum Conducted Power**

| Maximum Burst-Averaged Output Power | | | | | | | | | | |
|-------------------------------------|---------|-----------------------|-----------------------|----------------------|----------------------|----------------------|----------------------|----------------------|----------------------|----------------------|
| Band | Channel | Voice | GPRS/EDGE Data (GMSK) | | | | EDGE Data (8-PSK) | | | |
| | | GSM [dBm] CS (1 Slot) | GPRS [dBm] 1 Tx Slot | GPRS [dBm] 2 Tx Slot | GPRS [dBm] 3 Tx Slot | GPRS [dBm] 4 Tx Slot | EDGE [dBm] 1 Tx Slot | EDGE [dBm] 2 Tx Slot | EDGE [dBm] 3 Tx Slot | EDGE [dBm] 4 Tx Slot |
| GSM 850 | 128 | 32.99 | 32.65 | 31.63 | 29.33 | 27.39 | 26.32 | 25.02 | 23.15 | 22.10 |
| | 190 | 32.80 | 32.43 | 31.63 | 29.64 | 27.32 | 26.30 | 24.97 | 23.41 | 22.02 |
| | 251 | 32.75 | 32.30 | 31.38 | 29.43 | 26.65 | 26.46 | 25.23 | 23.17 | 21.78 |
| GSM 1900 | 512 | 29.01 | 29.20 | 27.93 | 25.11 | 23.00 | 25.65 | 23.49 | 21.96 | 20.16 |
| | 661 | 29.09 | 29.29 | 27.72 | 25.55 | 23.42 | 25.68 | 23.66 | 21.04 | 19.70 |
| | 810 | 29.09 | 29.25 | 27.82 | 25.37 | 23.28 | 25.45 | 23.63 | 22.09 | 20.14 |

| Calculated Maximum Frame-Averaged Output Power | | | | | | | | | | |
|--|---------|-----------------------|-----------------------|----------------------|----------------------|----------------------|----------------------|----------------------|----------------------|----------------------|
| Band | Channel | Voice | GPRS/EDGE Data (GMSK) | | | | EDGE Data (8-PSK) | | | |
| | | GSM [dBm] CS (1 Slot) | GPRS [dBm] 1 Tx Slot | GPRS [dBm] 2 Tx Slot | GPRS [dBm] 3 Tx Slot | GPRS [dBm] 4 Tx Slot | EDGE [dBm] 1 Tx Slot | EDGE [dBm] 2 Tx Slot | EDGE [dBm] 3 Tx Slot | EDGE [dBm] 4 Tx Slot |
| GSM 850 | 128 | 23.96 | 23.62 | 25.61 | 25.07 | 24.38 | 17.29 | 19.00 | 18.89 | 19.09 |
| | 190 | 23.77 | 23.40 | 25.61 | 25.38 | 24.31 | 17.27 | 18.95 | 19.15 | 19.01 |
| | 251 | 23.72 | 23.27 | 25.36 | 25.17 | 23.64 | 17.43 | 19.21 | 18.91 | 18.77 |
| GSM 1900 | 512 | 19.98 | 20.17 | 21.91 | 20.85 | 19.99 | 16.62 | 17.47 | 17.70 | 17.15 |
| | 661 | 20.06 | 20.26 | 21.70 | 21.29 | 20.41 | 16.65 | 17.64 | 16.78 | 16.69 |
| | 810 | 20.06 | 20.22 | 21.80 | 21.11 | 20.27 | 16.42 | 17.61 | 17.83 | 17.13 |

| | | | | | | | | | | |
|----------|--------------|-------|-------|-------|--------------|-------|-------|-------|-------|-------|
| GSM 850 | Frame | 23.47 | 23.47 | 25.48 | 25.24 | 24.49 | 17.97 | 18.98 | 18.74 | 18.99 |
| GSM 1900 | Avg.Targets: | 19.97 | 19.97 | 20.98 | 20.74 | 20.49 | 16.47 | 17.48 | 17.24 | 17.49 |

| | | | | |
|--------------------------------------|--|-------------------------------|---|---------------------------------|
| FCC ID A3LSMN976U |  PCTEST ENGINEERING LABORATORY, INC. | SAR EVALUATION REPORT |  | Approved by: Quality Manager |
| Document S/N: 1M1909040147-01.A3L | Test Dates: 09/10/19 – 11/06/19 | DUT Type: Portable Handset | | Page 30 of 212 |

**Table 9-2
Reduced Conducted Power – Hotspot Mode Active**

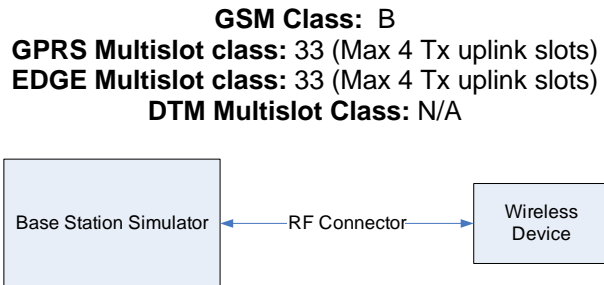
| Maximum Burst-Averaged Output Power | | | | | | | | | |
|-------------------------------------|---------|----------------------------|----------------------------|----------------------------|----------------------------|----------------------------|----------------------------|----------------------------|----------------------------|
| Band | Channel | GPRS/EDGE Data (GMSK) | | | | EDGE Data (8-PSK) | | | |
| | | GPRS [dBm] 1 Tx Slot | GPRS [dBm] 2 Tx Slot | GPRS [dBm] 3 Tx Slot | GPRS [dBm] 4 Tx Slot | EDGE [dBm] 1 Tx Slot | EDGE [dBm] 2 Tx Slot | EDGE [dBm] 3 Tx Slot | EDGE [dBm] 4 Tx Slot |
| GSM 1900 | 512 | 25.86 | 24.21 | 22.80 | 20.83 | 25.65 | 23.49 | 21.96 | 20.16 |
| | 661 | 26.25 | 24.47 | 23.25 | 21.23 | 25.68 | 23.66 | 21.04 | 19.70 |
| | 810 | 26.17 | 24.21 | 23.07 | 20.80 | 25.45 | 23.63 | 22.09 | 20.14 |

| Calculated Maximum Frame-Averaged Output Power | | | | | | | | | |
|--|---------|----------------------------|----------------------------|----------------------------|----------------------------|----------------------------|----------------------------|----------------------------|----------------------------|
| Band | Channel | GPRS/EDGE Data (GMSK) | | | | EDGE Data (8-PSK) | | | |
| | | GPRS [dBm] 1 Tx Slot | GPRS [dBm] 2 Tx Slot | GPRS [dBm] 3 Tx Slot | GPRS [dBm] 4 Tx Slot | EDGE [dBm] 1 Tx Slot | EDGE [dBm] 2 Tx Slot | EDGE [dBm] 3 Tx Slot | EDGE [dBm] 4 Tx Slot |
| GSM 1900 | 512 | 16.83 | 18.19 | 18.54 | 17.82 | 16.62 | 17.47 | 17.70 | 17.15 |
| | 661 | 17.22 | 18.45 | 18.99 | 18.22 | 16.65 | 17.64 | 16.78 | 16.69 |
| | 810 | 17.14 | 18.19 | 18.81 | 17.79 | 16.42 | 17.61 | 17.83 | 17.13 |

| GSM 1900 | Frame Avg. Targets: | 16.47 | 17.98 | 18.24 | 17.49 | 16.47 | 17.48 | 17.24 | 17.49 |
|----------|---------------------|-------|-------|--------------|-------|-------|-------|-------|-------|
|----------|---------------------|-------|-------|--------------|-------|-------|-------|-------|-------|

Note:

- Both burst-averaged and calculated frame-averaged powers are included. Frame-averaged power was calculated from the measured burst-averaged power by converting the slot powers into linear units and calculating the energy over 8 timeslots.
- GPRS/EDGE (GMSK) output powers were measured with coding scheme setting of 1 (CS1) on the base station simulator. CS1 was configured to measure GPRS output power measurements and SAR to ensure GMSK modulation in the signal. Our Investigation has shown that CS1 - CS4 settings do not have any impact on the output levels or modulation in the GPRS modes.
- EDGE (8-PSK) output powers were measured with MCS7 on the base station simulator. MCS7 coding scheme was used to measure the output powers for EDGE since investigation has shown that choosing MCS7 coding scheme will ensure 8-PSK modulation. It has been shown that MCS levels that produce 8-PSK modulation do not have an impact on output power.



**Figure 9-1
Power Measurement Setup**

| | | | | |
|--------------------------------------|------------------------------------|-------------------------------|----------------|---------------------------------|
| FCC ID A3LSMN976U | | SAR EVALUATION REPORT | | Approved by: Quality Manager |
| Document S/N: 1M1909040147-01.A3L | Test Dates: 09/10/19 – 11/06/19 | DUT Type: Portable Handset | Page 31 of 212 | |



9.2 UMTS Conducted Powers

Table 9-3
Maximum Conducted Power

| 3GPP Release Version | Mode | 3GPP 34.121 Subtest | Cellular Band [dBm] | | | AWS Band [dBm] | | | PCS Band [dBm] | | | 3GPP MPR [dB] |
|----------------------|----------|---------------------|---------------------|-------|-------|----------------|-------|-------|----------------|-------|-------|---------------|
| | | | 4132 | 4183 | 4233 | 1312 | 1412 | 1513 | 9262 | 9400 | 9538 | |
| 99 | WCDMA | 12.2 kbps RMC | 24.63 | 24.64 | 24.44 | 24.40 | 24.39 | 24.41 | 24.43 | 24.50 | 24.49 | - |
| 99 | | 12.2 kbps AMR | 24.47 | 24.60 | 24.63 | 24.31 | 24.40 | 24.45 | 24.36 | 24.47 | 24.37 | - |
| 6 | HSDPA | Subtest 1 | 23.56 | 23.57 | 23.53 | 23.36 | 23.38 | 23.34 | 23.30 | 23.39 | 23.32 | 0 |
| 6 | | Subtest 2 | 23.53 | 23.61 | 23.55 | 23.41 | 23.31 | 23.37 | 23.37 | 23.45 | 23.36 | 0 |
| 6 | | Subtest 3 | 23.09 | 23.09 | 23.02 | 22.89 | 22.73 | 22.89 | 22.89 | 22.95 | 22.91 | 0.5 |
| 6 | | Subtest 4 | 23.09 | 23.10 | 23.07 | 22.90 | 22.89 | 22.87 | 22.80 | 22.92 | 22.83 | 0.5 |
| 6 | HSUPA | Subtest 1 | 23.66 | 23.56 | 23.54 | 23.36 | 23.34 | 23.36 | 23.29 | 23.35 | 23.36 | 0 |
| 6 | | Subtest 2 | 21.56 | 21.58 | 21.53 | 21.41 | 21.40 | 21.37 | 21.30 | 21.41 | 21.35 | 2 |
| 6 | | Subtest 3 | 22.58 | 22.53 | 22.52 | 22.37 | 22.28 | 22.27 | 22.25 | 22.37 | 22.35 | 1 |
| 6 | | Subtest 4 | 21.55 | 21.58 | 21.53 | 21.34 | 21.35 | 21.33 | 21.25 | 21.39 | 21.32 | 2 |
| 6 | | Subtest 5 | 23.60 | 23.57 | 23.57 | 23.38 | 23.32 | 23.36 | 23.26 | 23.39 | 23.34 | 0 |
| 8 | DC-HSDPA | Subtest 1 | 23.56 | 23.58 | 23.49 | 23.34 | 23.29 | 23.35 | 23.28 | 23.35 | 23.25 | 0 |
| 8 | | Subtest 2 | 23.57 | 23.55 | 23.54 | 23.37 | 23.35 | 23.40 | 23.27 | 23.31 | 23.29 | 0 |
| 8 | | Subtest 3 | 23.07 | 23.05 | 23.01 | 22.86 | 22.81 | 22.87 | 22.78 | 22.82 | 22.81 | 0.5 |
| 8 | | Subtest 4 | 23.10 | 23.06 | 23.03 | 22.86 | 22.94 | 22.90 | 22.79 | 22.87 | 22.82 | 0.5 |

Table 9-4
Reduced Conducted Power – Hotspot Mode Active

| 3GPP Release Version | Mode | 3GPP 34.121 Subtest | AWS Band [dBm] | | | PCS Band [dBm] | | | 3GPP MPR [dB] |
|----------------------|----------|---------------------|----------------|-------|-------|----------------|-------|-------|---------------|
| | | | 1312 | 1412 | 1513 | 9262 | 9400 | 9538 | |
| 99 | WCDMA | 12.2 kbps RMC | 19.44 | 19.34 | 19.41 | 18.31 | 18.45 | 18.46 | - |
| 99 | | 12.2 kbps AMR | 19.36 | 19.31 | 19.34 | 18.30 | 18.44 | 18.43 | - |
| 6 | HSDPA | Subtest 1 | 18.30 | 18.27 | 18.28 | 17.31 | 17.30 | 17.21 | 0 |
| 6 | | Subtest 2 | 18.31 | 18.24 | 18.27 | 17.27 | 17.32 | 17.20 | 0 |
| 6 | | Subtest 3 | 17.83 | 17.73 | 17.78 | 16.72 | 16.79 | 16.69 | 0.5 |
| 6 | | Subtest 4 | 17.80 | 17.83 | 17.78 | 16.75 | 16.79 | 16.68 | 0.5 |
| 6 | HSUPA | Subtest 1 | 18.28 | 18.25 | 18.28 | 17.21 | 17.28 | 17.16 | 0 |
| 6 | | Subtest 2 | 16.25 | 16.20 | 16.27 | 15.17 | 15.20 | 15.15 | 2 |
| 6 | | Subtest 3 | 17.31 | 17.23 | 17.30 | 16.23 | 16.28 | 16.26 | 1 |
| 6 | | Subtest 4 | 16.30 | 16.24 | 16.30 | 15.23 | 15.27 | 15.26 | 2 |
| 6 | | Subtest 5 | 18.32 | 18.33 | 18.32 | 17.28 | 17.36 | 17.26 | 0 |
| 8 | DC-HSDPA | Subtest 1 | 18.30 | 18.37 | 18.35 | 17.23 | 17.32 | 17.32 | 0 |
| 8 | | Subtest 2 | 18.31 | 18.30 | 18.31 | 17.29 | 17.35 | 17.32 | 0 |
| 8 | | Subtest 3 | 17.81 | 17.89 | 17.85 | 16.78 | 16.74 | 16.85 | 0.5 |
| 8 | | Subtest 4 | 17.80 | 17.84 | 17.85 | 16.76 | 16.84 | 16.86 | 0.5 |

| | | | | |
|---|---|--------------------------------------|---|--|
| FCC ID A3LSMN976U |  PCTEST ENGINEERING LABORATORY, INC. | SAR EVALUATION REPORT |  | Approved by: Quality Manager |
| Document S/N: 1M1909040147-01.A3L | Test Dates: 09/10/19 – 11/06/19 | DUT Type: Portable Handset | | Page 32 of 212 |

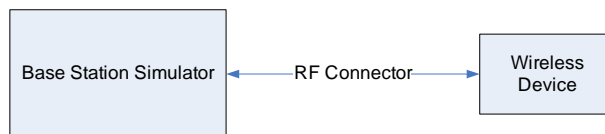
**Table 9-5
Reduced Conducted Power – Proximity Sensor and/or Earjack Active**

| 3GPP Release Version | Mode | 3GPP 34.121 Subtest | AWS Band [dBm] | | | PCS Band [dBm] | | | 3GPP MPR [dB] |
|----------------------|----------|---------------------|----------------|-------|-------|----------------|-------|-------|---------------|
| | | | 1312 | 1412 | 1513 | 9262 | 9400 | 9538 | |
| 99 | WCDMA | 12.2 kbps RMC | 19.44 | 19.34 | 19.41 | 20.33 | 20.47 | 20.38 | - |
| 99 | | 12.2 kbps AMR | 19.36 | 19.31 | 19.34 | 20.42 | 20.47 | 20.50 | - |
| 6 | HSDPA | Subtest 1 | 18.30 | 18.27 | 18.28 | 19.21 | 19.29 | 19.23 | 0 |
| 6 | | Subtest 2 | 18.31 | 18.24 | 18.27 | 19.22 | 19.28 | 19.25 | 0 |
| 6 | | Subtest 3 | 17.83 | 17.73 | 17.78 | 18.78 | 18.80 | 18.73 | 0.5 |
| 6 | | Subtest 4 | 17.80 | 17.83 | 17.78 | 18.75 | 18.76 | 18.71 | 0.5 |
| 6 | HSUPA | Subtest 1 | 18.28 | 18.25 | 18.28 | 19.20 | 19.25 | 19.19 | 0 |
| 6 | | Subtest 2 | 16.25 | 16.20 | 16.27 | 17.24 | 17.30 | 17.25 | 2 |
| 6 | | Subtest 3 | 17.31 | 17.23 | 17.30 | 18.23 | 18.30 | 18.28 | 1 |
| 6 | | Subtest 4 | 16.30 | 16.24 | 16.30 | 17.21 | 17.30 | 17.26 | 2 |
| 6 | | Subtest 5 | 18.32 | 18.33 | 18.32 | 19.29 | 19.34 | 19.33 | 0 |
| 8 | DC-HSDPA | Subtest 1 | 18.30 | 18.37 | 18.35 | 19.31 | 19.35 | 19.32 | 0 |
| 8 | | Subtest 2 | 18.31 | 18.30 | 18.31 | 19.31 | 19.38 | 19.37 | 0 |
| 8 | | Subtest 3 | 17.81 | 17.89 | 17.85 | 18.80 | 18.86 | 18.90 | 0.5 |
| 8 | | Subtest 4 | 17.80 | 17.84 | 17.85 | 18.83 | 18.84 | 18.89 | 0.5 |



DC-HSDPA considerations

- 3GPP Specification 34.121-1 Release 8 Ver 8.10.0 was used for DC-HSDPA guidance
- H-Set 12 (QPSK) was confirmed to be used during DC-HSDPA measurements
- The DUT supports UE category 24 for HSDPA

It is expected by the manufacturer that MPR for some HSPA subtests may be up to 2 dB more than specified by 3GPP, but also as low as 0 dB according to the chipset implementation in this model.



**Figure 9-2
Power Measurement Setup**

| | | | | |
|--------------------------------------|---|-------------------------------|---|---------------------------------|
| FCC ID A3LSMN976U |  | SAR EVALUATION REPORT |  | Approved by: Quality Manager |
| Document S/N: 1M1909040147-01.A3L | Test Dates: 09/10/19 – 11/06/19 | DUT Type: Portable Handset | Page 33 of 212 | |

9.3 LTE Conducted Powers

9.3.1 LTE Band 71

**Table 9-6
LTE Band 71 Maximum Conducted Powers - 20 MHz Bandwidth**

| LTE Band 71 20 MHz Bandwidth | | | | | |
|---------------------------------|---------|-----------|---|------------------------------|----------|
| Modulation | RB Size | RB Offset | Mid Channel | MPR Allowed per 3GPP [dB] | MPR [dB] |
| | | | 133297 (680.5 MHz) Conducted Power [dBm] | | |
| QPSK | 1 | 0 | 25.06 | 0 | 0 |
| | 1 | 50 | 25.00 | | 0 |
| | 1 | 99 | 24.76 | | 0 |
| | 50 | 0 | 23.95 | 0-1 | 1 |
| | 50 | 25 | 24.11 | | 1 |
| | 50 | 50 | 24.03 | | 1 |
| | 100 | 0 | 24.06 | | 1 |
| 16QAM | 1 | 0 | 24.51 | 0-1 | 1 |
| | 1 | 50 | 24.47 | | 1 |
| | 1 | 99 | 24.30 | | 1 |
| | 50 | 0 | 23.03 | 0-2 | 2 |
| | 50 | 25 | 23.16 | | 2 |
| | 50 | 50 | 23.02 | | 2 |
| | 100 | 0 | 23.01 | | 2 |
| 64QAM | 1 | 0 | 22.90 | 0-2 | 2 |
| | 1 | 50 | 22.89 | | 2 |
| | 1 | 99 | 22.54 | | 2 |
| | 50 | 0 | 21.95 | 0-3 | 3 |
| | 50 | 25 | 21.92 | | 3 |
| | 50 | 50 | 21.69 | | 3 |
| | 100 | 0 | 21.66 | | 3 |
| 256QAM | 1 | 0 | 20.07 | 0-5 | 5 |
| | 1 | 50 | 20.20 | | 5 |
| | 1 | 99 | 20.16 | | 5 |
| | 50 | 0 | 20.01 | | 5 |
| | 50 | 25 | 20.06 | | 5 |
| | 50 | 50 | 20.07 | | 5 |
| | 100 | 0 | 20.08 | | 5 |

Note: LTE Band 71 at 20 MHz bandwidth does not support three non-overlapping channels. Per KDB Publication 941225 D05v02, when a device supports overlapping channel assignment in a channel bandwidth configuration, the middle channel of the group of overlapping channels should be selected for testing.



| | | | | |
|---|---|--------------------------------------|---|--|
| FCC ID A3LSMN976U |  PCTEST ENGINEERING LABORATORY, INC. | SAR EVALUATION REPORT |  | Approved by: Quality Manager |
| Document S/N: 1M1909040147-01.A3L | Test Dates: 09/10/19 – 11/06/19 | DUT Type: Portable Handset | Page 34 of 212 | |

Table 9-7
LTE Band 71 Maximum Conducted Powers - 15 MHz Bandwidth

| LTE Band 71 15 MHz Bandwidth | | | | | |
|---------------------------------|---------|-----------|--------------------------|------------------------------|----------|
| Modulation | RB Size | RB Offset | Mid Channel | MPR Allowed per 3GPP [dB] | MPR [dB] |
| | | | 133297 (680.5 MHz) | | |
| | | | Conducted Power [dBm] | | |
| QPSK | 1 | 0 | 25.17 | 0 | 0 |
| | 1 | 36 | 25.12 | | 0 |
| | 1 | 74 | 24.99 | | 0 |
| | 36 | 0 | 24.06 | 0-1 | 1 |
| | 36 | 18 | 24.23 | | 1 |
| | 36 | 37 | 24.18 | | 1 |
| | 75 | 0 | 24.12 | | 1 |
| 16QAM | 1 | 0 | 24.40 | 0-1 | 1 |
| | 1 | 36 | 24.33 | | 1 |
| | 1 | 74 | 24.22 | | 1 |
| | 36 | 0 | 23.08 | 0-2 | 2 |
| | 36 | 18 | 23.27 | | 2 |
| | 36 | 37 | 23.21 | | 2 |
| | 75 | 0 | 23.15 | | 2 |
| 64QAM | 1 | 0 | 23.04 | 0-2 | 2 |
| | 1 | 36 | 23.33 | | 2 |
| | 1 | 74 | 23.11 | | 2 |
| | 36 | 0 | 21.75 | 0-3 | 3 |
| | 36 | 18 | 21.84 | | 3 |
| | 36 | 37 | 21.78 | | 3 |
| | 75 | 0 | 21.67 | | 3 |
| 256QAM | 1 | 0 | 20.13 | 0-5 | 5 |
| | 1 | 36 | 20.25 | | 5 |
| | 1 | 74 | 20.37 | | 5 |
| | 36 | 0 | 20.06 | | 5 |
| | 36 | 18 | 20.14 | | 5 |
| | 36 | 37 | 20.11 | | 5 |
| | 75 | 0 | 20.12 | | 5 |

Note: LTE Band 71 at 15 MHz bandwidth does not support three non-overlapping channels. Per KDB Publication 941225 D05v02, when a device supports overlapping channel assignment in a channel bandwidth configuration, the middle channel of the group of overlapping channels should be selected for testing.





| | | | | |
|---|---|--------------------------------------|---|--|
| FCC ID A3LSMN976U |  PCTEST ENGINEERING LABORATORY, INC. | SAR EVALUATION REPORT |  | Approved by: Quality Manager |
| Document S/N: 1M1909040147-01.A3L | Test Dates: 09/10/19 – 11/06/19 | DUT Type: Portable Handset | Page 35 of 212 | |

Table 9-8
LTE Band 71 Maximum Conducted Powers - 10 MHz Bandwidth

| LTE Band 71 10 MHz Bandwidth | | | | | | | |
|---------------------------------|---------|-----------|-----------------------|-----------------------|-----------------------|------------------------------|----------|
| Modulation | RB Size | RB Offset | Low Channel | Mid Channel | High Channel | MPR Allowed per 3GPP [dB] | MPR [dB] |
| | | | 133172 (668.0 MHz) | 133297 (680.5 MHz) | 133422 (693.0 MHz) | | |
| Conducted Power [dBm] | | | | | | | |
| QPSK | 1 | 0 | 25.05 | 25.14 | 24.99 | 0 | 0 |
| | 1 | 25 | 25.00 | 24.82 | 25.05 | | 0 |
| | 1 | 49 | 25.09 | 24.88 | 24.78 | | 0 |
| | 25 | 0 | 24.18 | 24.11 | 24.05 | 0-1 | 1 |
| | 25 | 12 | 24.21 | 24.17 | 24.12 | | 1 |
| | 25 | 25 | 24.15 | 24.04 | 24.07 | | 1 |
| 16QAM | 50 | 0 | 24.19 | 24.08 | 24.12 | 0-1 | 1 |
| | 1 | 0 | 23.81 | 24.12 | 24.11 | | 1 |
| | 1 | 25 | 23.84 | 24.20 | 24.29 | | 1 |
| | 1 | 49 | 23.77 | 24.10 | 23.84 | 0-2 | 1 |
| | 25 | 0 | 23.28 | 23.01 | 23.05 | | 2 |
| | 25 | 12 | 23.29 | 23.18 | 23.21 | | 2 |
| 64QAM | 25 | 25 | 23.24 | 23.10 | 23.19 | 0-2 | 2 |
| | 50 | 0 | 23.24 | 23.05 | 23.14 | | 2 |
| | 1 | 0 | 22.97 | 23.01 | 23.01 | | 2 |
| | 1 | 25 | 23.04 | 22.98 | 23.14 | 0-2 | 2 |
| | 1 | 49 | 23.12 | 23.14 | 23.17 | | 2 |
| | 25 | 0 | 21.85 | 21.94 | 21.79 | | 3 |
| 256QAM | 25 | 12 | 21.74 | 22.04 | 21.85 | 0-3 | 3 |
| | 25 | 25 | 21.88 | 21.95 | 21.76 | | 3 |
| | 50 | 0 | 21.74 | 21.81 | 21.65 | | 3 |
| | 1 | 0 | 19.95 | 19.76 | 19.42 | 0-5 | 5 |
| | 1 | 25 | 20.15 | 20.04 | 20.01 | | 5 |
| | 1 | 49 | 20.12 | 19.80 | 19.76 | | 5 |
| 25 | 0 | 20.02 | 19.86 | 19.88 | 5 | | |
| 25 | 12 | 20.07 | 19.95 | 19.91 | 5 | | |
| 25 | 25 | 20.05 | 19.89 | 19.89 | 5 | | |
| 50 | 0 | 19.98 | 19.84 | 19.85 | 5 | | |

Table 9-9
LTE Band 71 Maximum Conducted Powers - 5 MHz Bandwidth

| LTE Band 71 5 MHz Bandwidth | | | | | | | |
|--------------------------------|---------|-----------|-----------------------|-----------------------|-----------------------|------------------------------|----------|
| Modulation | RB Size | RB Offset | Low Channel | Mid Channel | High Channel | MPR Allowed per 3GPP [dB] | MPR [dB] |
| | | | 133147 (665.5 MHz) | 133297 (680.5 MHz) | 133447 (695.5 MHz) | | |
| Conducted Power [dBm] | | | | | | | |
| QPSK | 1 | 0 | 25.15 | 25.17 | 24.92 | 0 | 0 |
| | 1 | 12 | 25.47 | 25.16 | 24.98 | | 0 |
| | 1 | 24 | 25.27 | 25.12 | 24.77 | | 0 |
| | 12 | 0 | 24.28 | 24.06 | 24.01 | 0-1 | 1 |
| | 12 | 6 | 24.31 | 24.23 | 24.18 | | 1 |
| | 12 | 13 | 24.28 | 24.10 | 24.15 | | 1 |
| 16QAM | 25 | 0 | 24.33 | 24.14 | 24.04 | 0-1 | 1 |
| | 1 | 0 | 24.30 | 24.18 | 24.03 | | 1 |
| | 1 | 12 | 24.66 | 24.56 | 24.29 | | 1 |
| | 1 | 24 | 24.58 | 24.18 | 23.83 | 0-2 | 1 |
| | 12 | 0 | 23.26 | 23.09 | 22.97 | | 2 |
| | 12 | 6 | 23.44 | 23.23 | 23.21 | | 2 |
| 64QAM | 12 | 13 | 23.32 | 23.21 | 23.16 | 0-2 | 2 |
| | 25 | 0 | 23.31 | 23.22 | 23.10 | | 2 |
| | 1 | 0 | 23.16 | 23.19 | 23.11 | | 2 |
| | 1 | 12 | 22.89 | 23.25 | 22.74 | 0-2 | 2 |
| | 1 | 24 | 23.03 | 23.29 | 22.97 | | 2 |
| | 12 | 0 | 21.77 | 22.01 | 22.05 | | 3 |
| 256QAM | 12 | 6 | 21.84 | 22.03 | 21.69 | 0-3 | 3 |
| | 12 | 13 | 21.74 | 22.00 | 21.78 | | 3 |
| | 25 | 0 | 21.69 | 21.92 | 21.66 | | 3 |
| | 1 | 0 | 20.06 | 19.88 | 19.80 | 0-5 | 5 |
| | 1 | 12 | 20.28 | 20.03 | 20.07 | | 5 |
| | 1 | 24 | 20.16 | 20.01 | 19.89 | | 5 |
| 12 | 0 | 20.06 | 19.94 | 19.79 | 5 | | |
| 12 | 6 | 20.12 | 19.85 | 19.83 | 5 | | |
| 12 | 13 | 20.09 | 19.90 | 19.91 | 5 | | |
| 25 | 0 | 20.05 | 19.88 | 19.87 | 5 | | |

| | | | | |
|---|---|--------------------------------------|---|--|
| FCC ID A3LSMN976U |  PCTEST ENGINEERING LABORATORY, INC. | SAR EVALUATION REPORT |  | Approved by: Quality Manager |
| Document S/N: 1M1909040147-01.A3L | Test Dates: 09/10/19 – 11/06/19 | DUT Type: Portable Handset | Page 36 of 212 | |

9.3.2

LTE Band 12

Table 9-10
LTE Band 12 Maximum Conducted Powers - 10 MHz Bandwidth

| LTE Band 12 10 MHz Bandwidth | | | | | | |
|---------------------------------|---------|-----------|--|------------------------------|----------|---|
| Modulation | RB Size | RB Offset | Mid Channel | MPR Allowed per 3GPP [dB] | MPR [dB] | |
| | | | 23095 (707.5 MHz) Conducted Power [dBm] | | | |
| QPSK | 1 | 0 | 24.88 | 0 | 0 | |
| | 1 | 25 | 24.80 | | 0 | |
| | 1 | 49 | 24.81 | | 0 | |
| | 25 | 0 | 23.71 | 0-1 | 1 | |
| | 25 | 12 | 23.87 | | 1 | |
| | 25 | 25 | 23.75 | | 1 | |
| 16QAM | 50 | 0 | 23.69 | 0-1 | 1 | |
| | 1 | 0 | 24.06 | | 1 | |
| | 1 | 25 | 24.00 | | 1 | |
| | 1 | 49 | 23.93 | 0-2 | 1 | |
| | 25 | 0 | 22.70 | | 2 | |
| | 25 | 12 | 22.82 | | 2 | |
| 64QAM | 25 | 25 | 22.82 | 0-2 | 2 | |
| | 50 | 0 | 22.66 | | 2 | |
| | 1 | 0 | 22.86 | | 2 | |
| | 1 | 25 | 22.92 | 0-2 | 2 | |
| | 1 | 49 | 22.66 | | 2 | |
| | 25 | 0 | 21.78 | | 0-3 | 3 |
| 25 | 12 | 21.93 | 3 | | | |
| 25 | 25 | 21.80 | 3 | | | |
| 256QAM | 50 | 0 | 21.65 | 0-3 | 3 | |
| | 1 | 0 | 19.39 | | 0-5 | 5 |
| | 1 | 25 | 19.65 | | | 5 |
| | 1 | 49 | 19.77 | 5 | | |
| | 25 | 0 | 19.49 | 5 | | |
| | 25 | 12 | 19.58 | 5 | | |
| 25 | 25 | 19.55 | 5 | | | |
| | 50 | 0 | 19.44 | | 5 | |

Note: LTE Band 12 at 10 MHz bandwidth does not support three non-overlapping channels. Per KDB Publication 941225 D05v02, when a device supports overlapping channel assignment in a channel bandwidth configuration, the middle channel of the group of overlapping channels should be selected for testing.



| | | | | |
|---|---|--------------------------------------|---|--|
| FCC ID A3LSMN976U |  PCTEST ENGINEERING LABORATORY, INC. | SAR EVALUATION REPORT |  | Approved by: Quality Manager |
| Document S/N: 1M1909040147-01.A3L | Test Dates: 09/10/19 – 11/06/19 | DUT Type: Portable Handset | Page 37 of 212 | |

Table 9-11
LTE Band 12 Maximum Conducted Powers - 5 MHz Bandwidth

| LTE Band 12 5 MHz Bandwidth | | | | | | | | | |
|--------------------------------|---------|-----------|----------------------|----------------------|----------------------|------------------------------|----------|-----|---|
| Modulation | RB Size | RB Offset | Low Channel | Mid Channel | High Channel | MPR Allowed per 3GPP [dB] | MPR [dB] | | |
| | | | 23035 (701.5 MHz) | 23095 (707.5 MHz) | 23155 (713.5 MHz) | | | | |
| Conducted Power [dBm] | | | | | | | | | |
| QPSK | 1 | 0 | 24.57 | 24.62 | 24.58 | 0 | 0 | | |
| | 1 | 12 | 24.49 | 24.74 | 24.70 | | 0 | | |
| | 1 | 24 | 24.70 | 24.65 | 24.62 | | 0 | | |
| | QPSK | 12 | 0 | 23.66 | 23.88 | 23.62 | 0-1 | 1 | |
| | | 12 | 6 | 23.72 | 23.94 | 23.74 | | 1 | |
| | | 12 | 13 | 23.68 | 23.84 | 23.67 | | 1 | |
| | | 25 | 0 | 23.65 | 23.86 | 23.61 | | 1 | |
| 25 | | 0 | 23.94 | 24.12 | 24.06 | 1 | | | |
| 16QAM | 1 | 12 | 23.75 | 24.11 | 23.95 | 0-1 | 1 | | |
| | 1 | 24 | 23.83 | 24.07 | 23.91 | | 1 | | |
| | 12 | 0 | 22.43 | 22.68 | 22.52 | | 2 | | |
| | 16QAM | 12 | 6 | 22.52 | 22.68 | 22.56 | 0-2 | 2 | |
| | | 12 | 13 | 22.47 | 22.57 | 22.59 | | 2 | |
| | | 25 | 0 | 22.54 | 22.51 | 22.46 | | 2 | |
| | | 1 | 0 | 22.74 | 22.79 | 22.84 | | 2 | |
| 1 | | 12 | 22.63 | 22.71 | 22.76 | 2 | | | |
| 64QAM | 1 | 24 | 22.62 | 22.59 | 22.68 | 0-2 | 2 | | |
| | 12 | 0 | 21.51 | 21.64 | 21.51 | | 3 | | |
| | 12 | 6 | 21.49 | 21.59 | 21.61 | | 3 | | |
| | 64QAM | 12 | 13 | 21.58 | 21.40 | 21.48 | 0-3 | 3 | |
| | | 25 | 0 | 21.51 | 21.48 | 21.49 | | 3 | |
| | | 1 | 0 | 19.75 | 19.71 | 19.84 | | 0-5 | 5 |
| | | 1 | 12 | 19.86 | 19.80 | 19.69 | | | 5 |
| 1 | | 24 | 19.60 | 19.64 | 19.63 | 5 | | | |
| 12 | 0 | 19.43 | 19.49 | 19.49 | 5 | | | | |
| 12 | 6 | 19.52 | 19.57 | 19.56 | 5 | | | | |
| 256QAM | 12 | 13 | 19.45 | 19.58 | 19.52 | 0-5 | 5 | | |
| | 25 | 0 | 19.39 | 19.54 | 19.48 | | 5 | | |

Table 9-12
LTE Band 12 Maximum Conducted Powers - 3 MHz Bandwidth

| LTE Band 12 3 MHz Bandwidth | | | | | | | | |
|--------------------------------|---------|-----------|----------------------|----------------------|----------------------|------------------------------|----------|-----|
| Modulation | RB Size | RB Offset | Low Channel | Mid Channel | High Channel | MPR Allowed per 3GPP [dB] | MPR [dB] | |
| | | | 23025 (700.5 MHz) | 23095 (707.5 MHz) | 23165 (714.5 MHz) | | | |
| Conducted Power [dBm] | | | | | | | | |
| QPSK | 1 | 0 | 24.59 | 24.67 | 24.63 | 0 | 0 | |
| | 1 | 7 | 24.57 | 24.71 | 24.70 | | 0 | |
| | 1 | 14 | 24.42 | 24.62 | 24.59 | | 0 | |
| | QPSK | 8 | 0 | 23.58 | 23.81 | 23.66 | 0-1 | 1 |
| | | 8 | 4 | 23.63 | 23.66 | 23.70 | | 1 |
| | | 8 | 7 | 23.57 | 23.72 | 23.69 | | 1 |
| | | 15 | 0 | 23.55 | 23.74 | 23.61 | | 1 |
| 15 | | 0 | 23.71 | 23.67 | 23.76 | 1 | | |
| 16QAM | 1 | 7 | 23.52 | 23.86 | 23.72 | 0-1 | 1 | |
| | 1 | 14 | 23.76 | 23.82 | 23.94 | | 1 | |
| | 8 | 0 | 22.52 | 22.51 | 22.67 | | 2 | |
| | 16QAM | 8 | 4 | 22.65 | 22.64 | 22.63 | 0-2 | 2 |
| | | 8 | 7 | 22.62 | 22.54 | 22.54 | | 2 |
| | | 15 | 0 | 22.51 | 22.56 | 22.50 | | 2 |
| | | 1 | 0 | 22.64 | 22.71 | 22.73 | | 0-2 |
| 1 | | 7 | 22.75 | 22.63 | 22.82 | 2 | | |
| 1 | 14 | 22.63 | 22.67 | 22.64 | 2 | | | |
| 64QAM | 8 | 0 | 21.53 | 21.56 | 21.56 | 0-3 | 3 | |
| | 8 | 4 | 21.59 | 21.74 | 21.58 | | 3 | |
| | 8 | 7 | 21.59 | 21.58 | 21.65 | | 3 | |
| | 15 | 0 | 21.54 | 21.63 | 21.48 | | 3 | |
| | 15 | 0 | 21.54 | 21.63 | 21.48 | | 3 | |
| | 256QAM | 1 | 0 | 19.65 | 19.83 | 19.68 | 0-5 | 5 |
| | | 1 | 7 | 19.85 | 19.66 | 19.78 | | 5 |
| 1 | | 14 | 19.67 | 19.84 | 19.70 | 5 | | |
| 8 | | 0 | 19.54 | 19.62 | 19.57 | 5 | | |
| 8 | | 4 | 19.60 | 19.71 | 19.66 | 5 | | |
| 8 | | 7 | 19.64 | 19.58 | 19.59 | 5 | | |
| 15 | | 0 | 19.50 | 19.56 | 19.48 | 5 | | |





| | | | | |
|---|--|--------------------------------------|---|--|
| FCC ID A3LSMN976U |  PCTEST ENGINEERING LABORATORY, INC. | SAR EVALUATION REPORT |  | Approved by: Quality Manager |
| Document S/N: 1M1909040147-01.A3L | Test Dates: 09/10/19 – 11/06/19 | DUT Type: Portable Handset | Page 38 of 212 | |

Table 9-13
LTE Band 12 Maximum Conducted Powers -1.4 MHz Bandwidth

| LTE Band 12 1.4 MHz Bandwidth | | | | | | | |
|----------------------------------|---------|-----------|----------------------|----------------------|----------------------|------------------------------|----------|
| Modulation | RB Size | RB Offset | Low Channel | Mid Channel | High Channel | MPR Allowed per 3GPP [dB] | MPR [dB] |
| | | | 23017 (699.7 MHz) | 23095 (707.5 MHz) | 23173 (715.3 MHz) | | |
| Conducted Power [dBm] | | | | | | | |
| QPSK | 1 | 0 | 24.48 | 24.53 | 24.39 | 0 | 0 |
| | 1 | 2 | 24.56 | 24.67 | 24.54 | | 0 |
| | 1 | 5 | 24.61 | 24.58 | 24.58 | | 0 |
| | 3 | 0 | 24.47 | 24.56 | 24.53 | | 0 |
| | 3 | 2 | 24.54 | 24.53 | 24.51 | | 0 |
| | 3 | 3 | 24.39 | 24.51 | 24.44 | | 0 |
| | 6 | 0 | 23.46 | 23.60 | 23.57 | | 0-1 |
| 16QAM | 1 | 0 | 23.61 | 23.81 | 23.65 | 0-1 | 1 |
| | 1 | 2 | 23.65 | 23.69 | 23.83 | | 1 |
| | 1 | 5 | 23.59 | 23.86 | 23.72 | | 1 |
| | 3 | 0 | 23.58 | 23.57 | 23.55 | | 1 |
| | 3 | 2 | 23.66 | 23.62 | 23.65 | | 1 |
| | 3 | 3 | 23.51 | 23.59 | 23.60 | | 1 |
| | 6 | 0 | 22.44 | 22.49 | 22.51 | | 0-2 |
| 64QAM | 1 | 0 | 22.70 | 22.54 | 22.59 | 0-2 | 2 |
| | 1 | 2 | 22.53 | 22.76 | 22.71 | | 2 |
| | 1 | 5 | 22.61 | 22.72 | 22.63 | | 2 |
| | 3 | 0 | 22.51 | 22.46 | 22.53 | | 2 |
| | 3 | 2 | 22.64 | 22.61 | 22.64 | | 2 |
| | 3 | 3 | 22.60 | 22.75 | 22.47 | | 2 |
| | 6 | 0 | 21.64 | 21.53 | 21.49 | | 0-3 |
| 256QAM | 1 | 0 | 19.62 | 19.63 | 19.48 | 0-5 | 5 |
| | 1 | 2 | 19.46 | 19.81 | 19.62 | | 5 |
| | 1 | 5 | 19.59 | 19.69 | 19.59 | | 5 |
| | 3 | 0 | 19.51 | 19.57 | 19.51 | | 5 |
| | 3 | 2 | 19.55 | 19.59 | 19.67 | | 5 |
| | 3 | 3 | 19.43 | 19.66 | 19.58 | | 5 |
| | 6 | 0 | 19.49 | 19.52 | 19.59 | | 5 |

| | | | | |
|---|---|--------------------------------------|---|--|
| FCC ID A3LSMN976U |  PCTEST ENGINEERING LABORATORY, INC. | SAR EVALUATION REPORT |  | Approved by: Quality Manager |
| Document S/N: 1M1909040147-01.A3L | Test Dates: 09/10/19 – 11/06/19 | DUT Type: Portable Handset | Page 39 of 212 | |

9.3.3

LTE Band 13

Table 9-14
LTE Band 13 Maximum Conducted Powers - 10 MHz Bandwidth

| LTE Band 13 10 MHz Bandwidth | | | | | |
|---------------------------------|---------|-----------|--|------------------------------|----------|
| Modulation | RB Size | RB Offset | Mid Channel | MPR Allowed per 3GPP [dB] | MPR [dB] |
| | | | 23230 (782.0 MHz) Conducted Power [dBm] | | |
| QPSK | 1 | 0 | 24.50 | 0 | 0 |
| | 1 | 25 | 24.41 | | 0 |
| | 1 | 49 | 24.30 | | 0 |
| | 25 | 0 | 23.57 | 0-1 | 1 |
| | 25 | 12 | 23.68 | | 1 |
| | 25 | 25 | 23.56 | | 1 |
| | 50 | 0 | 23.53 | | 1 |
| 16QAM | 1 | 0 | 23.94 | 0-1 | 1 |
| | 1 | 25 | 23.90 | | 1 |
| | 1 | 49 | 23.90 | | 1 |
| | 25 | 0 | 22.56 | 0-2 | 2 |
| | 25 | 12 | 22.67 | | 2 |
| | 25 | 25 | 22.57 | | 2 |
| | 50 | 0 | 22.63 | | 2 |
| 64QAM | 1 | 0 | 22.44 | 0-2 | 2 |
| | 1 | 25 | 22.77 | | 2 |
| | 1 | 49 | 22.75 | | 2 |
| | 25 | 0 | 21.54 | 0-3 | 3 |
| | 25 | 12 | 21.74 | | 3 |
| | 25 | 25 | 21.57 | | 3 |
| | 50 | 0 | 21.67 | | 3 |
| 256QAM | 1 | 0 | 19.54 | 0-5 | 5 |
| | 1 | 25 | 19.67 | | 5 |
| | 1 | 49 | 19.27 | | 5 |
| | 25 | 0 | 19.21 | | 5 |
| | 25 | 12 | 19.28 | | 5 |
| | 25 | 25 | 19.19 | | 5 |
| | 50 | 0 | 19.26 | | 5 |





| | | | | |
|---|---|--------------------------------------|---|--|
| FCC ID A3LSMN976U |  PCTEST ENGINEERING LABORATORY, INC. | SAR EVALUATION REPORT |  | Approved by: Quality Manager |
| Document S/N: 1M1909040147-01.A3L | Test Dates: 09/10/19 – 11/06/19 | DUT Type: Portable Handset | Page 40 of 212 | |

Table 9-15
LTE Band 13 Maximum Conducted Powers - 5 MHz Bandwidth

| LTE Band 13 5 MHz Bandwidth | | | | | |
|--------------------------------|---------|-----------|--|------------------------------|----------|
| Modulation | RB Size | RB Offset | Mid Channel | MPR Allowed per 3GPP [dB] | MPR [dB] |
| | | | 23230 (782.0 MHz) Conducted Power [dBm] | | |
| QPSK | 1 | 0 | 24.47 | 0 | 0 |
| | 1 | 12 | 24.46 | | 0 |
| | 1 | 24 | 24.39 | | 0 |
| | 12 | 0 | 23.61 | 0-1 | 1 |
| | 12 | 6 | 23.69 | | 1 |
| | 12 | 13 | 23.60 | | 1 |
| | 25 | 0 | 23.67 | | 1 |
| 16QAM | 1 | 0 | 23.74 | 0-1 | 1 |
| | 1 | 12 | 23.90 | | 1 |
| | 1 | 24 | 23.70 | | 1 |
| | 12 | 0 | 22.68 | 0-2 | 2 |
| | 12 | 6 | 22.90 | | 2 |
| | 12 | 13 | 22.69 | | 2 |
| | 25 | 0 | 22.73 | | 2 |
| 64QAM | 1 | 0 | 22.87 | 0-2 | 2 |
| | 1 | 12 | 22.82 | | 2 |
| | 1 | 24 | 22.71 | | 2 |
| | 12 | 0 | 21.65 | 0-3 | 3 |
| | 12 | 6 | 21.76 | | 3 |
| | 12 | 13 | 21.71 | | 3 |
| | 25 | 0 | 21.65 | | 3 |
| 256QAM | 1 | 0 | 19.47 | 0-5 | 5 |
| | 1 | 12 | 19.63 | | 5 |
| | 1 | 24 | 19.55 | | 5 |
| | 12 | 0 | 19.23 | | 5 |
| | 12 | 6 | 19.37 | | 5 |
| | 12 | 13 | 19.21 | | 5 |
| | 25 | 0 | 19.13 | | 5 |

Note: LTE Band 13 at 5 MHz bandwidth does not support three non-overlapping channels. Per KDB Publication 941225 D05v02, when a device supports overlapping channel assignment in a channel bandwidth configuration, the middle channel of the group of overlapping channels should be selected for testing.

| | | | | |
|---|---|--------------------------------------|---|--|
| FCC ID A3LSMN976U |  PCTEST ENGINEERING LABORATORY, INC. | SAR EVALUATION REPORT |  | Approved by: Quality Manager |
| Document S/N: 1M1909040147-01.A3L | Test Dates: 09/10/19 – 11/06/19 | DUT Type: Portable Handset | | Page 41 of 212 |

9.3.4

LTE Band 14

Table 9-16
LTE Band 14 Maximum Conducted Powers - 10 MHz Bandwidth

| LTE Band 14 10 MHz Bandwidth | | | | | |
|---------------------------------|---------|-----------|--|------------------------------|----------|
| Modulation | RB Size | RB Offset | Mid Channel | MPR Allowed per 3GPP [dB] | MPR [dB] |
| | | | 23330 (793.0 MHz) Conducted Power [dBm] | | |
| QPSK | 1 | 0 | 24.40 | 0 | 0 |
| | 1 | 25 | 24.16 | | 0 |
| | 1 | 49 | 24.24 | | 0 |
| | 25 | 0 | 23.27 | 0-1 | 1 |
| | 25 | 12 | 23.29 | | 1 |
| | 25 | 25 | 23.22 | | 1 |
| | 50 | 0 | 23.25 | | 1 |
| 16QAM | 1 | 0 | 23.62 | 0-1 | 1 |
| | 1 | 25 | 23.40 | | 1 |
| | 1 | 49 | 23.37 | | 1 |
| | 25 | 0 | 22.30 | 0-2 | 2 |
| | 25 | 12 | 22.29 | | 2 |
| | 25 | 25 | 22.26 | | 2 |
| | 50 | 0 | 22.26 | | 2 |
| 64QAM | 1 | 0 | 22.49 | 0-2 | 2 |
| | 1 | 25 | 22.37 | | 2 |
| | 1 | 49 | 22.40 | | 2 |
| | 25 | 0 | 21.25 | 0-3 | 3 |
| | 25 | 12 | 21.28 | | 3 |
| | 25 | 25 | 21.25 | | 3 |
| | 50 | 0 | 21.30 | | 3 |
| 256QAM | 1 | 0 | 19.31 | 0-5 | 5 |
| | 1 | 25 | 19.62 | | 5 |
| | 1 | 49 | 19.51 | | 5 |
| | 25 | 0 | 19.08 | | 5 |
| | 25 | 12 | 19.19 | | 5 |
| | 25 | 25 | 19.02 | | 5 |
| | 50 | 0 | 19.00 | | 5 |





| | | | | |
|---|---|--------------------------------------|---|--|
| FCC ID A3LSMN976U |  PCTEST ENGINEERING LABORATORY, INC. | SAR EVALUATION REPORT |  | Approved by: Quality Manager |
| Document S/N: 1M1909040147-01.A3L | Test Dates: 09/10/19 – 11/06/19 | DUT Type: Portable Handset | Page 42 of 212 | |

Table 9-17
LTE Band 14 Maximum Conducted Powers - 5 MHz Bandwidth

| LTE Band 14 5 MHz Bandwidth | | | | | |
|--------------------------------|---------|-----------|--------------------------|------------------------------|----------|
| Modulation | RB Size | RB Offset | Mid Channel | MPR Allowed per 3GPP [dB] | MPR [dB] |
| | | | 23330 (793.0 MHz) | | |
| | | | Conducted Power [dBm] | | |
| QPSK | 1 | 0 | 24.39 | 0 | 0 |
| | 1 | 12 | 24.19 | | 0 |
| | 1 | 24 | 24.18 | | 0 |
| | 12 | 0 | 23.26 | 0-1 | 1 |
| | 12 | 6 | 23.25 | | 1 |
| | 12 | 13 | 23.24 | | 1 |
| | 25 | 0 | 23.34 | | 1 |
| 16QAM | 1 | 0 | 23.47 | 0-1 | 1 |
| | 1 | 12 | 23.54 | | 1 |
| | 1 | 24 | 23.34 | | 1 |
| | 12 | 0 | 22.32 | 0-2 | 2 |
| | 12 | 6 | 22.42 | | 2 |
| | 12 | 13 | 22.33 | | 2 |
| | 25 | 0 | 22.36 | | 2 |
| 64QAM | 1 | 0 | 22.52 | 0-2 | 2 |
| | 1 | 12 | 22.51 | | 2 |
| | 1 | 24 | 22.60 | | 2 |
| | 12 | 0 | 21.35 | 0-3 | 3 |
| | 12 | 6 | 21.26 | | 3 |
| | 12 | 13 | 21.31 | | 3 |
| | 25 | 0 | 21.33 | | 3 |
| 256QAM | 1 | 0 | 19.22 | 0-5 | 5 |
| | 1 | 12 | 19.58 | | 5 |
| | 1 | 24 | 19.31 | | 5 |
| | 12 | 0 | 19.19 | | 5 |
| | 12 | 6 | 19.16 | | 5 |
| | 12 | 13 | 19.04 | | 5 |
| | 25 | 0 | 19.08 | | 5 |

Note: LTE Band 14 at 5 MHz bandwidth does not support three non-overlapping channels. Per KDB Publication 941225 D05v02, when a device supports overlapping channel assignment in a channel bandwidth configuration, the middle channel of the group of overlapping channels should be selected for testing.

| | | | | |
|---|---|--------------------------------------|---|--|
| FCC ID A3LSMN976U |  PCTEST ENGINEERING LABORATORY, INC. | SAR EVALUATION REPORT |  | Approved by: Quality Manager |
| Document S/N: 1M1909040147-01.A3L | Test Dates: 09/10/19 – 11/06/19 | DUT Type: Portable Handset | Page 43 of 212 | |

9.3.5

LTE Band 26 (Cell)

Table 9-18
LTE Band 26 (Cell) Maximum Conducted Powers - 15 MHz Bandwidth

| LTE Band 26 (Cell) 15 MHz Bandwidth | | | | | |
|--|---------|-----------|--|------------------------------|----------|
| Modulation | RB Size | RB Offset | Mid Channel | MPR Allowed per 3GPP [dB] | MPR [dB] |
| | | | 26865 (831.5 MHz) Conducted Power [dBm] | | |
| QPSK | 1 | 0 | 25.01 | 0 | 0 |
| | 1 | 36 | 25.00 | | 0 |
| | 1 | 74 | 24.80 | | 0 |
| | 36 | 0 | 24.17 | 0-1 | 1 |
| | 36 | 18 | 24.09 | | 1 |
| | 36 | 37 | 24.05 | | 1 |
| | 75 | 0 | 24.00 | | 1 |
| 16QAM | 1 | 0 | 24.54 | 0-1 | 1 |
| | 1 | 36 | 24.52 | | 1 |
| | 1 | 74 | 24.30 | | 1 |
| | 36 | 0 | 23.18 | 0-2 | 2 |
| | 36 | 18 | 23.13 | | 2 |
| | 36 | 37 | 23.07 | | 2 |
| | 75 | 0 | 23.05 | | 2 |
| 64QAM | 1 | 0 | 23.05 | 0-2 | 2 |
| | 1 | 36 | 23.02 | | 2 |
| | 1 | 74 | 22.82 | | 2 |
| | 36 | 0 | 22.15 | 0-3 | 3 |
| | 36 | 18 | 22.14 | | 3 |
| | 36 | 37 | 22.00 | | 3 |
| | 75 | 0 | 22.03 | | 3 |
| 256QAM | 1 | 0 | 20.11 | 0-5 | 5 |
| | 1 | 36 | 20.06 | | 5 |
| | 1 | 74 | 20.02 | | 5 |
| | 36 | 0 | 19.77 | | 5 |
| | 36 | 18 | 19.79 | | 5 |
| | 36 | 37 | 19.81 | | 5 |
| | 75 | 0 | 19.73 | | 5 |

Note: LTE Band 26 (Cell) at 15 MHz bandwidth does not support three non-overlapping channels. Per KDB Publication 941225 D05v02, when a device supports overlapping channel assignment in a channel bandwidth configuration, the middle channel of the group of overlapping channels should be selected for testing.



| | | | | |
|---|---|--------------------------------------|---|--|
| FCC ID A3LSMN976U |  PCTEST ENGINEERING LABORATORY, INC. | SAR EVALUATION REPORT |  | Approved by: Quality Manager |
| Document S/N: 1M1909040147-01.A3L | Test Dates: 09/10/19 – 11/06/19 | DUT Type: Portable Handset | Page 44 of 212 | |

Table 9-19
LTE Band 26 (Cell) Maximum Conducted Powers - 10 MHz Bandwidth

| LTE Band 26 (Cell) 10 MHz Bandwidth | | | | | | | |
|--|---------|-----------|----------------------|----------------------|----------------------|------------------------------|----------|
| Modulation | RB Size | RB Offset | Low Channel | Mid Channel | High Channel | MPR Allowed per 3GPP [dB] | MPR [dB] |
| | | | 26740 (819.0 MHz) | 26865 (831.5 MHz) | 26990 (844.0 MHz) | | |
| Conducted Power [dBm] | | | | | | | |
| QPSK | 1 | 0 | 24.99 | 25.09 | 25.08 | 0 | 0 |
| | 1 | 25 | 24.91 | 25.05 | 25.01 | | 0 |
| | 1 | 49 | 24.95 | 24.98 | 24.99 | | 0 |
| | 25 | 0 | 24.04 | 24.04 | 24.02 | 0-1 | 1 |
| | 25 | 12 | 24.22 | 24.16 | 24.11 | | 1 |
| | 25 | 25 | 24.11 | 24.12 | 24.09 | | 1 |
| 16QAM | 50 | 0 | 24.15 | 24.06 | 24.02 | 0-1 | 1 |
| | 1 | 0 | 24.57 | 24.12 | 24.16 | | 1 |
| | 1 | 25 | 24.42 | 24.27 | 24.29 | | 1 |
| | 1 | 49 | 24.24 | 24.15 | 24.00 | 0-2 | 1 |
| | 25 | 0 | 23.26 | 23.17 | 23.10 | | 2 |
| | 25 | 12 | 23.20 | 23.16 | 23.27 | | 2 |
| 64QAM | 25 | 25 | 23.09 | 23.11 | 23.17 | 0-2 | 2 |
| | 50 | 0 | 23.06 | 23.11 | 23.02 | | 2 |
| | 1 | 0 | 23.04 | 23.07 | 23.01 | | 2 |
| | 1 | 25 | 23.19 | 23.05 | 22.99 | 0-3 | 2 |
| | 1 | 49 | 23.14 | 23.13 | 22.65 | | 2 |
| | 25 | 0 | 22.07 | 22.11 | 21.99 | | 3 |
| 256QAM | 25 | 12 | 22.28 | 22.17 | 22.09 | 0-3 | 3 |
| | 25 | 25 | 22.16 | 22.17 | 22.08 | | 3 |
| | 50 | 0 | 22.09 | 22.07 | 21.96 | | 3 |
| | 1 | 0 | 20.00 | 19.80 | 19.81 | 0-5 | 5 |
| | 1 | 25 | 20.11 | 20.13 | 20.08 | | 5 |
| | 1 | 49 | 19.96 | 20.09 | 19.88 | | 5 |
| 25 | 0 | 19.93 | 20.06 | 19.96 | 5 | | |
| 25 | 12 | 20.04 | 20.02 | 20.06 | 5 | | |
| 25 | 25 | 19.95 | 20.12 | 19.99 | 5 | | |
| | 50 | 0 | 20.01 | 19.99 | 19.96 | 5 | |

Table 9-20
LTE Band 26 (Cell) Maximum Conducted Powers - 5 MHz Bandwidth

| LTE Band 26 (Cell) 5 MHz Bandwidth | | | | | | | |
|---------------------------------------|---------|-----------|----------------------|----------------------|----------------------|------------------------------|----------|
| Modulation | RB Size | RB Offset | Low Channel | Mid Channel | High Channel | MPR Allowed per 3GPP [dB] | MPR [dB] |
| | | | 26715 (816.5 MHz) | 26865 (831.5 MHz) | 27015 (846.5 MHz) | | |
| Conducted Power [dBm] | | | | | | | |
| QPSK | 1 | 0 | 24.82 | 25.03 | 24.86 | 0 | 0 |
| | 1 | 12 | 25.00 | 25.11 | 24.83 | | 0 |
| | 1 | 24 | 24.98 | 25.07 | 24.84 | | 0 |
| | 12 | 0 | 23.97 | 24.03 | 24.08 | 0-1 | 1 |
| | 12 | 6 | 24.06 | 24.10 | 24.04 | | 1 |
| | 12 | 13 | 24.08 | 24.08 | 24.05 | | 1 |
| 16QAM | 25 | 0 | 24.03 | 24.08 | 24.00 | 0-1 | 1 |
| | 1 | 0 | 23.96 | 24.30 | 24.14 | | 1 |
| | 1 | 12 | 24.05 | 24.35 | 24.24 | | 1 |
| | 1 | 24 | 24.06 | 24.36 | 24.07 | 0-2 | 1 |
| | 12 | 0 | 23.01 | 23.09 | 22.98 | | 2 |
| | 12 | 6 | 23.10 | 23.16 | 23.14 | | 2 |
| 64QAM | 12 | 13 | 23.13 | 23.11 | 23.08 | 0-2 | 2 |
| | 25 | 0 | 23.05 | 23.03 | 23.00 | | 2 |
| | 1 | 0 | 23.21 | 23.12 | 23.09 | | 2 |
| | 1 | 12 | 23.34 | 23.27 | 23.12 | 0-3 | 2 |
| | 1 | 24 | 23.28 | 23.18 | 23.00 | | 2 |
| | 12 | 0 | 22.05 | 22.11 | 22.06 | | 3 |
| 256QAM | 12 | 6 | 22.16 | 22.13 | 22.10 | 0-3 | 3 |
| | 12 | 13 | 22.11 | 22.12 | 22.03 | | 3 |
| | 25 | 0 | 22.04 | 22.16 | 22.02 | | 3 |
| | 1 | 0 | 20.03 | 20.10 | 19.99 | 0-5 | 5 |
| | 1 | 12 | 20.17 | 20.14 | 20.13 | | 5 |
| | 1 | 24 | 20.13 | 20.17 | 19.96 | | 5 |
| 12 | 0 | 19.98 | 20.04 | 19.99 | 5 | | |
| 12 | 6 | 20.05 | 20.08 | 20.04 | 5 | | |
| 12 | 13 | 20.07 | 20.04 | 20.07 | 5 | | |
| | 25 | 0 | 20.06 | 20.01 | 19.97 | 5 | |





| | | | | |
|---|---|--------------------------------------|---|--|
| FCC ID A3LSMN976U |  PCTEST ENGINEERING LABORATORY, INC. | SAR EVALUATION REPORT |  | Approved by: Quality Manager |
| Document S/N: 1M1909040147-01.A3L | Test Dates: 09/10/19 – 11/06/19 | DUT Type: Portable Handset | Page 45 of 212 | |

Table 9-21
LTE Band 26 (Cell) Maximum Conducted Powers - 3 MHz Bandwidth

| LTE Band 26 (Cell) 3 MHz Bandwidth | | | | | | | |
|---------------------------------------|---------|-----------|-----------------------|----------------------|----------------------|------------------------------|----------|
| Modulation | RB Size | RB Offset | Low Channel | Mid Channel | High Channel | MPR Allowed per 3GPP [dB] | MPR [dB] |
| | | | 26705 (815.5 MHz) | 26865 (831.5 MHz) | 27025 (847.5 MHz) | | |
| | | | Conducted Power [dBm] | | | | |
| QPSK | 1 | 0 | 24.81 | 24.93 | 24.94 | 0 | 0 |
| | 1 | 7 | 24.93 | 24.94 | 24.86 | | 0 |
| | 1 | 14 | 24.87 | 25.01 | 24.86 | | 0 |
| | 8 | 0 | 23.97 | 23.99 | 24.02 | 0-1 | 1 |
| | 8 | 4 | 24.07 | 24.08 | 24.09 | | 1 |
| | 8 | 7 | 24.00 | 24.07 | 24.01 | | 1 |
| | 15 | 0 | 24.08 | 24.00 | 24.02 | | 1 |
| 16QAM | 1 | 0 | 24.06 | 23.80 | 24.33 | 0-1 | 1 |
| | 1 | 7 | 24.10 | 23.75 | 24.37 | | 1 |
| | 1 | 14 | 24.14 | 23.79 | 24.25 | | 1 |
| | 8 | 0 | 22.89 | 22.93 | 23.11 | 0-2 | 2 |
| | 8 | 4 | 22.96 | 22.99 | 23.14 | | 2 |
| | 8 | 7 | 22.93 | 22.97 | 23.12 | | 2 |
| | 15 | 0 | 23.14 | 23.04 | 23.11 | | 2 |
| 64QAM | 1 | 0 | 22.98 | 22.86 | 23.19 | 0-2 | 2 |
| | 1 | 7 | 23.04 | 22.92 | 23.14 | | 2 |
| | 1 | 14 | 23.01 | 22.95 | 23.12 | | 2 |
| | 8 | 0 | 22.02 | 22.12 | 22.16 | 0-3 | 3 |
| | 8 | 4 | 22.09 | 22.23 | 22.21 | | 3 |
| | 8 | 7 | 22.08 | 22.22 | 22.14 | | 3 |
| | 15 | 0 | 22.15 | 22.12 | 22.07 | | 3 |
| 256QAM | 1 | 0 | 20.04 | 20.08 | 20.07 | 0-5 | 5 |
| | 1 | 7 | 20.11 | 20.18 | 19.98 | | 5 |
| | 1 | 14 | 19.97 | 20.15 | 19.97 | | 5 |
| | 8 | 0 | 19.91 | 20.09 | 19.99 | | 5 |
| | 8 | 4 | 19.93 | 19.98 | 19.97 | | 5 |
| | 8 | 7 | 19.91 | 20.00 | 20.04 | | 5 |
| | 15 | 0 | 19.90 | 20.06 | 19.94 | | 5 |

Table 9-22
LTE Band 26 (Cell) Maximum Conducted Powers - 1.4 MHz Bandwidth

| LTE Band 26 (Cell) 1.4 MHz Bandwidth | | | | | | | |
|---|---------|-----------|-----------------------|----------------------|----------------------|------------------------------|----------|
| Modulation | RB Size | RB Offset | Low Channel | Mid Channel | High Channel | MPR Allowed per 3GPP [dB] | MPR [dB] |
| | | | 26697 (814.7 MHz) | 26865 (831.5 MHz) | 27033 (848.3 MHz) | | |
| | | | Conducted Power [dBm] | | | | |
| QPSK | 1 | 0 | 24.77 | 24.84 | 24.95 | 0 | 0 |
| | 1 | 2 | 24.83 | 24.95 | 25.03 | | 0 |
| | 1 | 5 | 24.80 | 24.90 | 24.96 | | 0 |
| | 3 | 0 | 24.88 | 24.88 | 24.86 | 0-1 | 0 |
| | 3 | 2 | 24.95 | 24.98 | 24.92 | | 0 |
| | 3 | 3 | 24.89 | 24.92 | 24.86 | | 0 |
| | 6 | 0 | 23.97 | 23.92 | 23.95 | | 1 |
| 16QAM | 1 | 0 | 24.05 | 23.67 | 24.01 | 0-1 | 1 |
| | 1 | 2 | 24.09 | 23.83 | 23.93 | | 1 |
| | 1 | 5 | 23.97 | 23.78 | 23.98 | | 1 |
| | 3 | 0 | 23.95 | 24.00 | 23.94 | 0-2 | 1 |
| | 3 | 2 | 24.01 | 23.91 | 24.03 | | 1 |
| | 3 | 3 | 23.89 | 23.97 | 23.99 | | 1 |
| | 6 | 0 | 23.00 | 22.90 | 22.90 | | 2 |
| 64QAM | 1 | 0 | 22.97 | 22.83 | 23.02 | 0-2 | 2 |
| | 1 | 2 | 23.01 | 22.94 | 23.11 | | 2 |
| | 1 | 5 | 22.95 | 22.84 | 23.07 | | 2 |
| | 3 | 0 | 22.90 | 23.08 | 22.96 | 0-3 | 2 |
| | 3 | 2 | 22.98 | 23.10 | 23.07 | | 2 |
| | 3 | 3 | 22.93 | 23.14 | 22.96 | | 2 |
| | 6 | 0 | 22.00 | 21.96 | 21.99 | | 3 |
| 256QAM | 1 | 0 | 19.98 | 19.96 | 20.03 | 0-5 | 5 |
| | 1 | 2 | 20.03 | 20.07 | 20.06 | | 5 |
| | 1 | 5 | 19.98 | 20.03 | 20.03 | | 5 |
| | 3 | 0 | 19.94 | 19.97 | 19.88 | | 5 |
| | 3 | 2 | 19.88 | 20.04 | 19.96 | | 5 |
| | 3 | 3 | 19.99 | 19.97 | 19.97 | | 5 |
| | 6 | 0 | 19.97 | 19.89 | 19.88 | | 5 |

| | | | | |
|---|---|--------------------------------------|---|--|
| FCC ID A3LSMN976U |  PCTEST ENGINEERING LABORATORY, INC. | SAR EVALUATION REPORT |  | Approved by: Quality Manager |
| Document S/N: 1M1909040147-01.A3L | Test Dates: 09/10/19 – 11/06/19 | DUT Type: Portable Handset | Page 46 of 212 | |



9.3.6

LTE Band 5 (Cell)

Table 9-23
LTE Band 5 (Cell) Maximum Conducted Powers - 10 MHz Bandwidth

| LTE Band 5 (Cell) 10 MHz Bandwidth | | | | | |
|---------------------------------------|---------|-----------|--|------------------------------|----------|
| Modulation | RB Size | RB Offset | Mid Channel | MPR Allowed per 3GPP [dB] | MPR [dB] |
| | | | 20525 (836.5 MHz) Conducted Power [dBm] | | |
| QPSK | 1 | 0 | 24.80 | 0 | 0 |
| | 1 | 25 | 24.62 | | 0 |
| | 1 | 49 | 24.71 | | 0 |
| | 25 | 0 | 23.75 | 0-1 | 1 |
| | 25 | 12 | 23.82 | | 1 |
| | 25 | 25 | 23.81 | | 1 |
| | 50 | 0 | 23.80 | | 1 |
| 16QAM | 1 | 0 | 24.23 | 0-1 | 1 |
| | 1 | 25 | 24.22 | | 1 |
| | 1 | 49 | 24.09 | | 1 |
| | 25 | 0 | 22.75 | 0-2 | 2 |
| | 25 | 12 | 22.79 | | 2 |
| | 25 | 25 | 22.80 | | 2 |
| | 50 | 0 | 22.84 | | 2 |
| 64QAM | 1 | 0 | 23.03 | 0-2 | 2 |
| | 1 | 25 | 22.77 | | 2 |
| | 1 | 49 | 22.78 | | 2 |
| | 25 | 0 | 21.82 | 0-3 | 3 |
| | 25 | 12 | 21.72 | | 3 |
| | 25 | 25 | 21.60 | | 3 |
| | 50 | 0 | 21.71 | | 3 |
| 256QAM | 1 | 0 | 19.63 | 0-5 | 5 |
| | 1 | 25 | 19.96 | | 5 |
| | 1 | 49 | 19.78 | | 5 |
| | 25 | 0 | 19.71 | | 5 |
| | 25 | 12 | 19.84 | | 5 |
| | 25 | 25 | 19.79 | | 5 |
| | 50 | 0 | 19.68 | | 5 |

Note: LTE Band 5 (Cell) at 10 MHz bandwidth does not support three non-overlapping channels. Per KDB Publication 941225 D05v02, when a device supports overlapping channel assignment in a channel bandwidth configuration, the middle channel of the group of overlapping channels should be selected for testing.

| | | | | |
|---|---|--------------------------------------|---|--|
| FCC ID A3LSMN976U |  PCTEST ENGINEERING LABORATORY, INC. | SAR EVALUATION REPORT |  | Approved by: Quality Manager |
| Document S/N: 1M1909040147-01.A3L | Test Dates: 09/10/19 – 11/06/19 | DUT Type: Portable Handset | Page 47 of 212 | |

**Table 9-24
LTE Band 5 (Cell) Maximum Conducted Powers - 5 MHz Bandwidth**

| LTE Band 5 (Cell) 5 MHz Bandwidth | | | | | | | |
|--------------------------------------|---------|-----------|-----------------------|----------------------|----------------------|------------------------------|----------|
| Modulation | RB Size | RB Offset | Low Channel | Mid Channel | High Channel | MPR Allowed per 3GPP [dB] | MPR [dB] |
| | | | 20425 (826.5 MHz) | 20525 (836.5 MHz) | 20625 (846.5 MHz) | | |
| | | | Conducted Power [dBm] | | | | |
| QPSK | 1 | 0 | 24.65 | 24.66 | 24.55 | 0 | 0 |
| | 1 | 12 | 24.77 | 24.72 | 24.64 | | 0 |
| | 1 | 24 | 24.68 | 24.61 | 24.52 | | 0 |
| | 12 | 0 | 23.76 | 23.70 | 23.68 | 0-1 | 1 |
| | 12 | 6 | 23.85 | 23.75 | 23.77 | | 1 |
| | 12 | 13 | 23.78 | 23.77 | 23.79 | | 1 |
| | 25 | 0 | 23.80 | 23.76 | 23.71 | | 1 |
| 16QAM | 1 | 0 | 23.97 | 24.07 | 23.92 | 0-1 | 1 |
| | 1 | 12 | 24.02 | 24.24 | 24.20 | | 1 |
| | 1 | 24 | 24.05 | 24.16 | 24.07 | | 1 |
| | 12 | 0 | 22.82 | 22.77 | 22.73 | 0-2 | 2 |
| | 12 | 6 | 22.87 | 22.82 | 22.75 | | 2 |
| | 12 | 13 | 22.74 | 22.81 | 22.78 | | 2 |
| | 25 | 0 | 22.79 | 22.76 | 22.64 | | 2 |
| 64QAM | 1 | 0 | 22.84 | 22.95 | 22.84 | 0-2 | 2 |
| | 1 | 12 | 22.91 | 22.99 | 22.91 | | 2 |
| | 1 | 24 | 22.93 | 22.81 | 22.82 | | 2 |
| | 12 | 0 | 21.81 | 21.79 | 21.76 | 0-3 | 3 |
| | 12 | 6 | 21.87 | 21.82 | 21.73 | | 3 |
| | 12 | 13 | 21.83 | 21.86 | 21.71 | | 3 |
| | 25 | 0 | 21.84 | 21.71 | 21.70 | | 3 |
| 256QAM | 1 | 0 | 19.82 | 19.78 | 19.81 | 0-5 | 5 |
| | 1 | 12 | 19.96 | 19.84 | 19.89 | | 5 |
| | 1 | 24 | 19.78 | 19.88 | 19.77 | | 5 |
| | 12 | 0 | 19.77 | 19.75 | 19.74 | | 5 |
| | 12 | 6 | 19.82 | 19.80 | 19.71 | | 5 |
| | 12 | 13 | 19.75 | 19.76 | 19.76 | | 5 |
| | 25 | 0 | 19.74 | 19.77 | 19.72 | | 5 |

**Table 9-25
LTE Band 5 (Cell) Maximum Conducted Powers - 3 MHz Bandwidth**

| LTE Band 5 (Cell) 3 MHz Bandwidth | | | | | | | |
|--------------------------------------|---------|-----------|-----------------------|----------------------|----------------------|------------------------------|----------|
| Modulation | RB Size | RB Offset | Low Channel | Mid Channel | High Channel | MPR Allowed per 3GPP [dB] | MPR [dB] |
| | | | 20415 (825.5 MHz) | 20525 (836.5 MHz) | 20635 (847.5 MHz) | | |
| | | | Conducted Power [dBm] | | | | |
| QPSK | 1 | 0 | 24.65 | 24.67 | 24.53 | 0 | 0 |
| | 1 | 7 | 24.61 | 24.71 | 24.65 | | 0 |
| | 1 | 14 | 24.59 | 24.73 | 24.67 | | 0 |
| | 8 | 0 | 23.72 | 23.71 | 23.67 | 0-1 | 1 |
| | 8 | 4 | 23.78 | 23.78 | 23.75 | | 1 |
| | 8 | 7 | 23.79 | 23.77 | 23.81 | | 1 |
| | 15 | 0 | 23.78 | 23.67 | 23.78 | | 1 |
| 16QAM | 1 | 0 | 23.97 | 24.08 | 23.95 | 0-1 | 1 |
| | 1 | 7 | 24.06 | 24.15 | 24.11 | | 1 |
| | 1 | 14 | 24.11 | 24.06 | 23.96 | | 1 |
| | 8 | 0 | 22.84 | 22.81 | 22.83 | 0-2 | 2 |
| | 8 | 4 | 22.89 | 22.93 | 22.89 | | 2 |
| | 8 | 7 | 22.91 | 22.87 | 22.86 | | 2 |
| | 15 | 0 | 22.81 | 22.70 | 22.72 | | 2 |
| 64QAM | 1 | 0 | 22.93 | 22.86 | 22.90 | 0-2 | 2 |
| | 1 | 7 | 23.01 | 22.92 | 22.84 | | 2 |
| | 1 | 14 | 22.96 | 22.89 | 22.86 | | 2 |
| | 8 | 0 | 21.86 | 21.87 | 21.78 | 0-3 | 3 |
| | 8 | 4 | 21.85 | 21.80 | 21.87 | | 3 |
| | 8 | 7 | 21.71 | 21.74 | 21.74 | | 3 |
| | 15 | 0 | 21.83 | 21.75 | 21.79 | | 3 |
| 256QAM | 1 | 0 | 19.77 | 19.82 | 19.74 | 0-5 | 5 |
| | 1 | 7 | 19.84 | 19.85 | 19.81 | | 5 |
| | 1 | 14 | 19.79 | 19.92 | 19.88 | | 5 |
| | 8 | 0 | 19.72 | 19.76 | 19.71 | | 5 |
| | 8 | 4 | 19.78 | 19.83 | 19.80 | | 5 |
| | 8 | 7 | 19.75 | 19.81 | 19.73 | | 5 |
| | 15 | 0 | 19.74 | 19.75 | 19.71 | | 5 |





| | | | | |
|---|---|--------------------------------------|---|--|
| FCC ID A3LSMN976U |  PCTEST ENGINEERING LABORATORY, INC. | SAR EVALUATION REPORT |  | Approved by: Quality Manager |
| Document S/N: 1M1909040147-01.A3L | Test Dates: 09/10/19 – 11/06/19 | DUT Type: Portable Handset | Page 48 of 212 | |

Table 9-26
LTE Band 5 (Cell) Maximum Conducted Powers -1.4 MHz Bandwidth

| LTE Band 5 (Cell) 1.4 MHz Bandwidth | | | | | | | |
|--|---------|-----------|----------------------|----------------------|----------------------|------------------------------|----------|
| Modulation | RB Size | RB Offset | Low Channel | Mid Channel | High Channel | MPR Allowed per 3GPP [dB] | MPR [dB] |
| | | | 20407 (824.7 MHz) | 20525 (836.5 MHz) | 20643 (848.3 MHz) | | |
| Conducted Power [dBm] | | | | | | | |
| QPSK | 1 | 0 | 24.51 | 24.57 | 24.63 | 0 | 0 |
| | 1 | 2 | 24.62 | 24.69 | 24.63 | | 0 |
| | 1 | 5 | 24.64 | 24.63 | 24.66 | | 0 |
| | 3 | 0 | 24.61 | 24.53 | 24.55 | | 0 |
| | 3 | 2 | 24.65 | 24.67 | 24.56 | | 0 |
| | 3 | 3 | 24.58 | 24.62 | 24.52 | | 0 |
| | 6 | 0 | 23.74 | 23.74 | 23.65 | | 0-1 |
| 16QAM | 1 | 0 | 23.74 | 23.89 | 24.01 | 0-1 | 1 |
| | 1 | 2 | 23.94 | 24.05 | 24.15 | | 1 |
| | 1 | 5 | 24.00 | 24.02 | 24.06 | | 1 |
| | 3 | 0 | 23.89 | 23.78 | 23.70 | | 1 |
| | 3 | 2 | 23.88 | 23.87 | 23.89 | | 1 |
| | 3 | 3 | 23.97 | 23.76 | 23.72 | | 1 |
| | 6 | 0 | 22.85 | 22.83 | 22.78 | | 0-2 |
| 64QAM | 1 | 0 | 22.78 | 22.85 | 22.83 | 0-2 | 2 |
| | 1 | 2 | 23.05 | 22.94 | 22.77 | | 2 |
| | 1 | 5 | 22.88 | 22.82 | 22.65 | | 2 |
| | 3 | 0 | 22.81 | 22.73 | 22.68 | | 2 |
| | 3 | 2 | 22.86 | 22.84 | 22.76 | | 2 |
| | 3 | 3 | 22.80 | 22.76 | 22.66 | | 2 |
| | 6 | 0 | 21.77 | 21.72 | 21.70 | | 0-3 |
| 256QAM | 1 | 0 | 19.66 | 19.86 | 19.71 | 0-5 | 5 |
| | 1 | 2 | 19.85 | 20.00 | 19.88 | | 5 |
| | 1 | 5 | 19.78 | 19.91 | 19.67 | | 5 |
| | 3 | 0 | 19.77 | 19.79 | 19.84 | | 5 |
| | 3 | 2 | 19.85 | 19.87 | 19.77 | | 5 |
| | 3 | 3 | 19.73 | 19.70 | 19.73 | | 5 |
| | 6 | 0 | 19.61 | 19.76 | 19.65 | | 5 |

| | | | | |
|---|---|--------------------------------------|---|--|
| FCC ID A3LSMN976U |  PCTEST ENGINEERING LABORATORY, INC. | SAR EVALUATION REPORT |  | Approved by: Quality Manager |
| Document S/N: 1M1909040147-01.A3L | Test Dates: 09/10/19 – 11/06/19 | DUT Type: Portable Handset | Page 49 of 212 | |

9.3.7

LTE Band 66 (AWS)

Table 9-27
LTE Band 66 (AWS) Maximum Conducted Powers - 20 MHz Bandwidth

| LTE Band 66 (AWS) 20 MHz Bandwidth | | | | | | | | |
|---------------------------------------|---------|-----------|------------------------|------------------------|------------------------|------------------------------|----------|---|
| Modulation | RB Size | RB Offset | Low Channel | Mid Channel | High Channel | MPR Allowed per 3GPP [dB] | MPR [dB] | |
| | | | 132072 (1720.0 MHz) | 132322 (1745.0 MHz) | 132572 (1770.0 MHz) | | | |
| Conducted Power [dBm] | | | | | | | | |
| QPSK | 1 | 0 | 24.26 | 24.58 | 23.97 | 0 | 0 | |
| | 1 | 50 | 24.11 | 24.12 | 24.20 | | 0 | |
| | 1 | 99 | 24.00 | 24.17 | 24.29 | | 0 | |
| | 50 | 0 | 23.76 | 23.66 | 23.29 | 0-1 | 1 | |
| | 50 | 25 | 23.41 | 23.81 | 23.71 | | 1 | |
| | 50 | 50 | 23.13 | 23.61 | 23.80 | | 1 | |
| 16QAM | 100 | 0 | 23.41 | 23.64 | 23.59 | 0-1 | 1 | |
| | 1 | 0 | 23.86 | 23.87 | 23.26 | | 0-1 | 1 |
| | 1 | 50 | 23.52 | 24.00 | 23.77 | | | 1 |
| | 1 | 99 | 23.39 | 23.64 | 23.67 | 0-2 | | 1 |
| | 50 | 0 | 22.78 | 22.69 | 22.41 | | 2 | |
| | 50 | 25 | 22.58 | 22.87 | 22.81 | | 2 | |
| 64QAM | 50 | 50 | 22.31 | 22.67 | 22.69 | 0-2 | 2 | |
| | 100 | 0 | 22.61 | 22.67 | 22.73 | | 2 | |
| | 1 | 0 | 22.48 | 22.19 | 21.90 | | 0-2 | 2 |
| | 1 | 50 | 22.12 | 22.83 | 22.36 | 2 | | |
| | 1 | 99 | 21.95 | 22.05 | 22.19 | 0-3 | | 2 |
| | 50 | 0 | 21.42 | 21.71 | 20.92 | | 3 | |
| 50 | 25 | 21.06 | 21.81 | 21.21 | 3 | | | |
| 256QAM | 50 | 50 | 20.92 | 21.69 | 21.49 | 0-3 | 3 | |
| | 100 | 0 | 21.08 | 21.68 | 21.12 | | 3 | |
| | 1 | 0 | 19.52 | 19.64 | 19.65 | | 0-5 | 5 |
| | 1 | 50 | 19.79 | 19.96 | 19.61 | 5 | | |
| | 1 | 99 | 19.73 | 19.51 | 19.39 | 5 | | |
| | 50 | 0 | 19.86 | 19.62 | 19.73 | 5 | | |
| 50 | 25 | 19.91 | 19.80 | 19.79 | 5 | | | |
| 50 | 50 | 19.80 | 19.64 | 19.69 | 5 | | | |
| 100 | 0 | 19.77 | 19.61 | 19.71 | 5 | | | |

Table 9-28
LTE Band 66 (AWS) Maximum Conducted Powers - 15 MHz Bandwidth

| LTE Band 66 (AWS) 15 MHz Bandwidth | | | | | | | | |
|---------------------------------------|---------|-----------|------------------------|------------------------|------------------------|------------------------------|----------|---|
| Modulation | RB Size | RB Offset | Low Channel | Mid Channel | High Channel | MPR Allowed per 3GPP [dB] | MPR [dB] | |
| | | | 132047 (1717.5 MHz) | 132322 (1745.0 MHz) | 132597 (1772.5 MHz) | | | |
| Conducted Power [dBm] | | | | | | | | |
| QPSK | 1 | 0 | 24.28 | 24.18 | 23.65 | 0 | 0 | |
| | 1 | 36 | 23.92 | 24.38 | 24.20 | | 0 | |
| | 1 | 74 | 23.56 | 24.22 | 23.77 | | 0 | |
| | 36 | 0 | 23.40 | 23.64 | 23.23 | 0-1 | 1 | |
| | 36 | 18 | 23.18 | 23.61 | 23.53 | | 1 | |
| | 36 | 37 | 22.96 | 23.52 | 23.51 | | 1 | |
| 16QAM | 75 | 0 | 23.15 | 23.50 | 23.02 | 0-1 | 1 | |
| | 1 | 0 | 23.51 | 23.81 | 23.23 | | 0-1 | 1 |
| | 1 | 36 | 23.35 | 24.00 | 23.65 | | | 1 |
| | 1 | 74 | 23.15 | 23.64 | 23.18 | 0-2 | | 1 |
| | 36 | 0 | 22.54 | 22.68 | 22.36 | | 2 | |
| | 36 | 18 | 22.37 | 22.69 | 22.63 | | 2 | |
| 64QAM | 36 | 37 | 22.11 | 22.51 | 22.64 | 0-2 | 2 | |
| | 75 | 0 | 22.30 | 22.55 | 22.48 | | 2 | |
| | 1 | 0 | 22.08 | 22.25 | 21.65 | | 0-2 | 2 |
| | 1 | 36 | 21.85 | 22.52 | 22.14 | 2 | | |
| | 1 | 74 | 21.58 | 22.05 | 21.65 | 0-3 | | 2 |
| | 36 | 0 | 21.03 | 21.48 | 20.77 | | 3 | |
| 36 | 18 | 20.82 | 21.59 | 21.05 | 0-3 | | 3 | |
| 36 | 37 | 20.59 | 21.46 | 21.23 | | 3 | | |
| 75 | 0 | 20.73 | 21.42 | 20.87 | | 0-5 | 3 | |
| 256QAM | 1 | 0 | 19.54 | 19.60 | 19.62 | | 5 | |
| | 1 | 36 | 19.56 | 19.81 | 19.54 | | 5 | |
| | 1 | 74 | 19.40 | 19.47 | 19.33 | | 5 | |
| | 36 | 0 | 19.42 | 19.59 | 19.61 | | 5 | |
| | 36 | 18 | 19.47 | 19.62 | 19.64 | | 5 | |
| | 36 | 37 | 19.44 | 19.57 | 19.54 | 5 | | |
| 75 | 0 | 19.42 | 19.48 | 19.49 | 5 | | | |



| | | | | |
|--------------------------------------|--|-------------------------------|---|---------------------------------|
| FCC ID A3LSMN976U |  PCTEST ENGINEERING LABORATORY, INC. | SAR EVALUATION REPORT |  | Approved by: Quality Manager |
| Document S/N: 1M1909040147-01.A3L | Test Dates: 09/10/19 – 11/06/19 | DUT Type: Portable Handset | Page 50 of 212 | |

Table 9-29
LTE Band 66 (AWS) Maximum Conducted Powers - 10 MHz Bandwidth

| LTE Band 66 (AWS) 10 MHz Bandwidth | | | | | | | |
|---------------------------------------|---------|-----------|------------------------|------------------------|------------------------|---------------------------|----------|
| Modulation | RB Size | RB Offset | Low Channel | Mid Channel | High Channel | MPR Allowed per 3GPP [dB] | MPR [dB] |
| | | | 132022 (1715.0 MHz) | 132322 (1745.0 MHz) | 132622 (1775.0 MHz) | | |
| Conducted Power [dBm] | | | | | | | |
| QPSK | 1 | 0 | 24.34 | 24.01 | 23.86 | 0 | 0 |
| | 1 | 25 | 24.10 | 24.34 | 24.17 | | 0 |
| | 1 | 49 | 23.74 | 24.04 | 23.72 | | 0 |
| | 25 | 0 | 23.44 | 23.39 | 23.34 | 0-1 | 1 |
| | 25 | 12 | 23.33 | 23.48 | 23.42 | | 1 |
| | 25 | 25 | 23.15 | 23.30 | 23.31 | | 1 |
| 16QAM | 50 | 0 | 23.26 | 23.33 | 23.40 | 0-1 | 1 |
| | 1 | 0 | 23.51 | 23.65 | 23.61 | | 1 |
| | 1 | 25 | 23.51 | 23.97 | 23.62 | | 1 |
| | 1 | 49 | 23.25 | 23.84 | 23.01 | 0-2 | 1 |
| | 25 | 0 | 22.45 | 22.40 | 22.33 | | 2 |
| | 25 | 12 | 22.51 | 22.42 | 22.42 | | 2 |
| 64QAM | 25 | 25 | 22.40 | 22.37 | 22.31 | 0-2 | 2 |
| | 50 | 0 | 22.46 | 22.42 | 22.29 | | 2 |
| | 1 | 0 | 22.00 | 22.24 | 21.79 | | 2 |
| | 1 | 25 | 21.92 | 22.57 | 22.16 | 0-3 | 2 |
| | 1 | 49 | 21.51 | 22.20 | 21.63 | | 2 |
| | 25 | 0 | 21.06 | 21.45 | 21.05 | | 3 |
| 256QAM | 25 | 12 | 21.00 | 21.56 | 21.26 | 0-3 | 3 |
| | 25 | 25 | 20.93 | 21.34 | 21.04 | | 3 |
| | 50 | 0 | 20.93 | 21.30 | 21.04 | | 3 |
| | 1 | 0 | 19.38 | 19.34 | 19.27 | 0-5 | 5 |
| | 1 | 25 | 19.35 | 19.43 | 19.52 | | 5 |
| | 1 | 49 | 19.35 | 19.31 | 19.20 | | 5 |
| 25 | 0 | 19.38 | 19.38 | 19.35 | 5 | | |
| 25 | 12 | 19.49 | 19.39 | 19.41 | 5 | | |
| 25 | 25 | 19.33 | 19.19 | 19.29 | 5 | | |
| 50 | 0 | 19.40 | 19.32 | 19.41 | 5 | | |

Table 9-30
LTE Band 66 (AWS) Maximum Conducted Powers - 5 MHz Bandwidth

| LTE Band 66 (AWS) 5 MHz Bandwidth | | | | | | | |
|--------------------------------------|---------|-----------|------------------------|------------------------|------------------------|---------------------------|----------|
| Modulation | RB Size | RB Offset | Low Channel | Mid Channel | High Channel | MPR Allowed per 3GPP [dB] | MPR [dB] |
| | | | 131997 (1712.5 MHz) | 132322 (1745.0 MHz) | 132647 (1777.5 MHz) | | |
| Conducted Power [dBm] | | | | | | | |
| QPSK | 1 | 0 | 24.34 | 24.40 | 24.26 | 0 | 0 |
| | 1 | 12 | 24.31 | 24.33 | 24.05 | | 0 |
| | 1 | 24 | 24.25 | 24.31 | 23.77 | | 0 |
| | 12 | 0 | 23.57 | 23.50 | 23.42 | 0-1 | 1 |
| | 12 | 6 | 23.59 | 23.54 | 23.39 | | 1 |
| | 12 | 13 | 23.48 | 23.45 | 23.21 | | 1 |
| 16QAM | 25 | 0 | 23.54 | 23.47 | 23.38 | 0-1 | 1 |
| | 1 | 0 | 23.68 | 23.42 | 23.73 | | 1 |
| | 1 | 12 | 23.74 | 23.47 | 23.50 | | 1 |
| | 1 | 24 | 23.53 | 23.72 | 23.11 | 0-2 | 1 |
| | 12 | 0 | 22.66 | 22.59 | 22.43 | | 2 |
| | 12 | 6 | 22.63 | 22.61 | 22.47 | | 2 |
| 64QAM | 12 | 13 | 22.56 | 22.53 | 22.44 | 0-2 | 2 |
| | 25 | 0 | 22.53 | 22.56 | 22.40 | | 2 |
| | 1 | 0 | 22.18 | 22.47 | 22.25 | | 2 |
| | 1 | 12 | 22.13 | 22.42 | 22.07 | 0-3 | 2 |
| | 1 | 24 | 22.05 | 22.56 | 21.75 | | 2 |
| | 12 | 0 | 21.28 | 21.69 | 21.26 | | 3 |
| 256QAM | 12 | 6 | 21.25 | 21.68 | 21.23 | 0-3 | 3 |
| | 12 | 13 | 21.19 | 21.48 | 21.04 | | 3 |
| | 25 | 0 | 21.17 | 21.45 | 21.11 | | 3 |
| | 1 | 0 | 19.70 | 19.55 | 19.59 | 0-5 | 5 |
| | 1 | 12 | 19.69 | 19.67 | 19.63 | | 5 |
| | 1 | 24 | 19.74 | 19.71 | 19.45 | | 5 |
| 12 | 0 | 19.63 | 19.50 | 19.41 | 5 | | |
| 12 | 6 | 19.62 | 19.52 | 19.43 | 5 | | |
| 12 | 13 | 19.51 | 19.48 | 19.32 | 5 | | |
| 25 | 0 | 19.47 | 19.51 | 19.42 | 5 | | |



| | | | | |
|--------------------------------------|--|-------------------------------|---|---------------------------------|
| FCC ID A3LSMN976U |  PCTEST ENGINEERING LABORATORY, INC. | SAR EVALUATION REPORT |  | Approved by: Quality Manager |
| Document S/N: 1M1909040147-01.A3L | Test Dates: 09/10/19 – 11/06/19 | DUT Type: Portable Handset | Page 51 of 212 | |

Table 9-31
LTE Band 66 (AWS) Maximum Conducted Powers - 3 MHz Bandwidth

| LTE Band 66 (AWS) 3 MHz Bandwidth | | | | | | | |
|--------------------------------------|---------|-----------|------------------------|------------------------|------------------------|------------------------------|----------|
| Modulation | RB Size | RB Offset | Low Channel | Mid Channel | High Channel | MPR Allowed per 3GPP [dB] | MPR [dB] |
| | | | 131987 (1711.5 MHz) | 132322 (1745.0 MHz) | 132657 (1778.5 MHz) | | |
| Conducted Power [dBm] | | | | | | | |
| QPSK | 1 | 0 | 24.27 | 24.27 | 24.25 | 0 | 0 |
| | 1 | 7 | 24.29 | 24.22 | 23.82 | | 0 |
| | 1 | 14 | 24.17 | 24.09 | 23.76 | | 0 |
| | 8 | 0 | 23.58 | 23.49 | 23.29 | 0-1 | 1 |
| | 8 | 4 | 23.55 | 23.48 | 23.20 | | 1 |
| | 8 | 7 | 23.51 | 23.37 | 23.04 | | 1 |
| 16QAM | 15 | 0 | 23.40 | 23.44 | 23.16 | 0-1 | 1 |
| | 1 | 0 | 23.75 | 23.97 | 23.48 | | 1 |
| | 1 | 7 | 23.46 | 23.48 | 23.36 | | 1 |
| | 1 | 14 | 23.66 | 23.76 | 23.03 | 0-2 | 2 |
| | 8 | 0 | 22.61 | 22.50 | 22.41 | | 2 |
| | 8 | 4 | 22.60 | 22.54 | 22.40 | | 2 |
| 64QAM | 8 | 7 | 22.50 | 22.53 | 22.33 | 0-2 | 2 |
| | 15 | 0 | 22.51 | 22.49 | 22.31 | | 2 |
| | 1 | 0 | 21.95 | 22.61 | 22.02 | | 2 |
| | 1 | 7 | 22.19 | 22.76 | 21.85 | 0-3 | 2 |
| | 1 | 14 | 22.25 | 22.56 | 21.69 | | 2 |
| | 8 | 0 | 21.27 | 21.56 | 21.03 | | 3 |
| 256QAM | 8 | 4 | 21.27 | 21.43 | 20.99 | 0-3 | 3 |
| | 8 | 7 | 21.24 | 21.46 | 20.88 | | 3 |
| | 15 | 0 | 21.30 | 21.45 | 20.99 | | 3 |
| | 1 | 0 | 19.64 | 19.70 | 19.65 | 0-5 | 5 |
| | 1 | 7 | 19.63 | 19.63 | 19.34 | | 5 |
| | 1 | 14 | 19.73 | 19.43 | 19.51 | | 5 |
| 8 | 0 | 19.45 | 19.51 | 19.41 | 5 | | |
| 8 | 4 | 19.39 | 19.49 | 19.30 | 5 | | |
| 8 | 7 | 19.47 | 19.38 | 19.33 | 5 | | |
| 15 | 0 | 19.52 | 19.51 | 19.42 | 5 | | |

Table 9-32
LTE Band 66 (AWS) Maximum Conducted Powers -1.4 MHz Bandwidth

| LTE Band 66 (AWS) 1.4 MHz Bandwidth | | | | | | | |
|--|---------|-----------|------------------------|------------------------|------------------------|------------------------------|----------|
| Modulation | RB Size | RB Offset | Low Channel | Mid Channel | High Channel | MPR Allowed per 3GPP [dB] | MPR [dB] |
| | | | 131979 (1710.7 MHz) | 132322 (1745.0 MHz) | 132665 (1779.3 MHz) | | |
| Conducted Power [dBm] | | | | | | | |
| QPSK | 1 | 0 | 24.37 | 24.22 | 23.67 | 0 | 0 |
| | 1 | 2 | 24.41 | 24.23 | 23.62 | | 0 |
| | 1 | 5 | 24.25 | 24.14 | 23.57 | | 0 |
| | 3 | 0 | 24.31 | 24.25 | 23.65 | 0-1 | 0 |
| | 3 | 2 | 24.38 | 24.27 | 23.69 | | 0 |
| | 3 | 3 | 24.31 | 24.26 | 23.64 | | 0 |
| 16QAM | 6 | 0 | 23.39 | 23.26 | 22.99 | 0-1 | 1 |
| | 1 | 0 | 23.42 | 23.41 | 23.28 | | 1 |
| | 1 | 2 | 23.67 | 23.36 | 23.31 | | 1 |
| | 1 | 5 | 23.35 | 23.37 | 23.23 | 0-1 | 1 |
| | 3 | 0 | 23.56 | 23.52 | 23.06 | | 1 |
| | 3 | 2 | 23.55 | 23.42 | 23.08 | | 1 |
| 64QAM | 3 | 3 | 23.51 | 23.52 | 23.00 | 0-2 | 1 |
| | 6 | 0 | 22.53 | 22.34 | 22.24 | | 2 |
| | 1 | 0 | 22.34 | 22.56 | 21.95 | | 2 |
| | 1 | 2 | 22.22 | 22.58 | 21.74 | 0-2 | 2 |
| | 1 | 5 | 22.16 | 22.62 | 21.62 | | 2 |
| | 3 | 0 | 22.09 | 22.48 | 21.69 | | 2 |
| 256QAM | 3 | 2 | 22.19 | 22.50 | 21.64 | 0-3 | 2 |
| | 3 | 3 | 22.19 | 22.21 | 21.65 | | 2 |
| | 6 | 0 | 21.33 | 21.35 | 20.87 | | 3 |
| | 1 | 0 | 19.55 | 19.42 | 19.46 | 0-5 | 5 |
| | 1 | 2 | 19.54 | 19.44 | 19.49 | | 5 |
| | 1 | 5 | 19.44 | 19.34 | 19.50 | | 5 |
| 3 | 0 | 19.59 | 19.49 | 19.41 | 5 | | |
| 3 | 2 | 19.45 | 19.45 | 19.37 | 5 | | |
| 3 | 3 | 19.33 | 19.32 | 19.36 | 5 | | |
| 6 | 0 | 19.37 | 19.26 | 19.12 | 5 | | |



| | | | | |
|---|---|--------------------------------------|---|--|
| FCC ID A3LSMN976U |  PCTEST ENGINEERING LABORATORY, INC. | SAR EVALUATION REPORT |  | Approved by: Quality Manager |
| Document S/N: 1M1909040147-01.A3L | Test Dates: 09/10/19 – 11/06/19 | DUT Type: Portable Handset | Page 52 of 212 | |

Table 9-33

LTE Band 66 (AWS) Reduced Conducted Powers - 20 MHz Bandwidth – Hotspot/Proximity Sensor and/or Earjack Active

| LTE Band 66 (AWS) 20 MHz Bandwidth | | | | | | | |
|---------------------------------------|---------|-----------|------------------------|------------------------|------------------------|---------------------------|----------|
| Modulation | RB Size | RB Offset | Low Channel | Mid Channel | High Channel | MPR Allowed per 3GPP [dB] | MPR [dB] |
| | | | 132072 (1720.0 MHz) | 132322 (1745.0 MHz) | 132572 (1770.0 MHz) | | |
| Conducted Power [dBm] | | | | | | | |
| QPSK | 1 | 0 | 19.78 | 19.80 | 19.97 | 0 | 0 |
| | 1 | 50 | 19.84 | 19.98 | 19.88 | | 0 |
| | 1 | 99 | 19.66 | 19.75 | 19.80 | | 0 |
| | 50 | 0 | 20.13 | 20.03 | 20.08 | 0-1 | 0 |
| | 50 | 25 | 20.13 | 20.16 | 20.11 | | 0 |
| | 50 | 50 | 20.14 | 19.91 | 19.95 | | 0 |
| 16QAM | 100 | 0 | 19.78 | 19.95 | 19.91 | 0-1 | 0 |
| | 1 | 0 | 20.11 | 20.08 | 20.30 | | 0 |
| | 1 | 50 | 20.30 | 20.35 | 20.22 | | 0 |
| | 1 | 99 | 20.05 | 20.01 | 20.28 | 0-2 | 0 |
| | 50 | 0 | 20.12 | 20.09 | 20.06 | | 0 |
| | 50 | 25 | 20.19 | 20.16 | 20.08 | | 0 |
| 64QAM | 50 | 50 | 20.00 | 19.96 | 19.98 | 0-2 | 0 |
| | 100 | 0 | 20.08 | 20.07 | 20.01 | | 0 |
| | 1 | 0 | 19.96 | 20.05 | 20.29 | | 0-3 |
| | 1 | 50 | 20.25 | 20.26 | 20.26 | 0 | |
| | 1 | 99 | 20.02 | 19.91 | 20.02 | 0 | |
| | 256QAM | 50 | 0 | 20.13 | 20.11 | 19.59 | 0-3 |
| 50 | | 25 | 20.13 | 20.24 | 20.15 | 0 | |
| 50 | | 50 | 19.83 | 19.99 | 19.97 | 0 | |
| 100 | | 0 | 20.06 | 20.08 | 20.11 | 0-5 | 0 |
| 1 | | 0 | 19.22 | 19.25 | 19.26 | | 0.5 |
| 1 | | 50 | 19.38 | 19.36 | 19.40 | | 0.5 |
| 256QAM | 1 | 99 | 19.25 | 19.22 | 19.18 | 0-5 | 0.5 |
| | 50 | 0 | 19.41 | 19.45 | 19.45 | | 0.5 |
| | 50 | 25 | 19.55 | 19.59 | 19.53 | | 0.5 |
| | 50 | 50 | 19.43 | 19.39 | 19.36 | 0-5 | 0.5 |
| | 100 | 0 | 19.47 | 19.37 | 19.38 | | 0.5 |

Table 9-34

LTE Band 66 (AWS) Reduced Conducted Powers - 15 MHz Bandwidth - Hotspot/Proximity Sensor and/or Earjack Active

| LTE Band 66 (AWS) 15 MHz Bandwidth | | | | | | | |
|---------------------------------------|---------|-----------|------------------------|------------------------|------------------------|---------------------------|----------|
| Modulation | RB Size | RB Offset | Low Channel | Mid Channel | High Channel | MPR Allowed per 3GPP [dB] | MPR [dB] |
| | | | 132047 (1717.5 MHz) | 132322 (1745.0 MHz) | 132597 (1772.5 MHz) | | |
| Conducted Power [dBm] | | | | | | | |
| QPSK | 1 | 0 | 19.87 | 19.90 | 19.93 | 0 | 0 |
| | 1 | 36 | 20.05 | 20.08 | 19.93 | | 0 |
| | 1 | 74 | 19.79 | 19.85 | 19.73 | | 0 |
| | 36 | 0 | 20.09 | 20.07 | 20.11 | 0-1 | 0 |
| | 36 | 18 | 20.09 | 20.20 | 20.16 | | 0 |
| | 36 | 37 | 20.01 | 20.11 | 20.02 | | 0 |
| 16QAM | 75 | 0 | 20.06 | 20.00 | 20.06 | 0-1 | 0 |
| | 1 | 0 | 19.93 | 19.77 | 20.22 | | 0 |
| | 1 | 36 | 20.10 | 19.95 | 20.24 | | 0-2 |
| | 1 | 74 | 19.85 | 19.67 | 20.09 | 0 | |
| | 36 | 0 | 20.16 | 20.09 | 20.23 | 0 | |
| | 64QAM | 36 | 18 | 20.22 | 20.27 | 20.20 | 0-2 |
| 36 | | 37 | 20.10 | 20.14 | 20.07 | 0 | |
| 75 | | 0 | 20.05 | 20.06 | 20.13 | 0 | |
| 1 | | 0 | 20.32 | 19.80 | 19.83 | 0-3 | 0 |
| 1 | | 36 | 20.28 | 20.10 | 19.81 | | 0 |
| 1 | | 74 | 20.34 | 19.85 | 20.42 | | 0 |
| 256QAM | 36 | 0 | 20.15 | 20.18 | 20.00 | 0-3 | 0 |
| | 36 | 18 | 20.10 | 20.30 | 20.26 | | 0 |
| | 36 | 37 | 19.73 | 20.22 | 20.20 | | 0 |
| | 75 | 0 | 20.02 | 20.09 | 20.04 | 0-5 | 0 |
| | 1 | 0 | 19.36 | 19.35 | 19.39 | | 0.5 |
| | 1 | 36 | 19.42 | 19.58 | 19.42 | | 0.5 |
| 256QAM | 1 | 74 | 19.26 | 19.43 | 19.33 | 0-5 | 0.5 |
| | 36 | 0 | 19.52 | 19.41 | 19.45 | | 0.5 |
| | 36 | 18 | 19.56 | 19.57 | 19.42 | | 0.5 |
| | 36 | 37 | 19.52 | 19.53 | 19.43 | 0-5 | 0.5 |
| | 75 | 0 | 19.51 | 19.43 | 19.47 | | 0.5 |



| | | | | |
|---|---|--------------------------------------|---|--|
| FCC ID A3LSMN976U |  PCTEST ENGINEERING LABORATORY, INC. | SAR EVALUATION REPORT |  | Approved by: Quality Manager |
| Document S/N: 1M1909040147-01.A3L | Test Dates: 09/10/19 – 11/06/19 | DUT Type: Portable Handset | Page 53 of 212 | |

Table 9-35
LTE Band 66 (AWS) Reduced Conducted Powers - 10 MHz Bandwidth - Hotspot/Proximity Sensor and/or Earjack Active

| LTE Band 66 (AWS) 10 MHz Bandwidth | | | | | | | |
|---------------------------------------|---------|-----------|------------------------|------------------------|------------------------|---------------------------|----------|
| Modulation | RB Size | RB Offset | Low Channel | Mid Channel | High Channel | MPR Allowed per 3GPP [dB] | MPR [dB] |
| | | | 132022 (1715.0 MHz) | 132322 (1745.0 MHz) | 132622 (1775.0 MHz) | | |
| Conducted Power [dBm] | | | | | | | |
| QPSK | 1 | 0 | 19.59 | 19.72 | 19.94 | 0 | 0 |
| | 1 | 25 | 19.80 | 19.89 | 20.02 | | 0 |
| | 1 | 49 | 19.59 | 19.65 | 19.83 | | 0 |
| | 25 | 0 | 20.05 | 20.07 | 20.06 | 0-1 | 0 |
| | 25 | 12 | 20.12 | 20.19 | 20.09 | | 0 |
| | 25 | 25 | 20.02 | 20.05 | 20.00 | | 0 |
| 16QAM | 50 | 0 | 20.07 | 20.13 | 20.03 | 0-1 | 0 |
| | 1 | 0 | 20.07 | 19.69 | 20.05 | | 0 |
| | 1 | 25 | 20.25 | 19.82 | 20.23 | | 0 |
| | 1 | 49 | 20.08 | 19.57 | 20.01 | 0-2 | 0 |
| | 25 | 0 | 20.07 | 20.13 | 20.12 | | 0 |
| | 25 | 12 | 20.18 | 20.16 | 20.12 | | 0 |
| 64QAM | 25 | 25 | 20.07 | 20.13 | 20.05 | 0-2 | 0 |
| | 50 | 0 | 20.07 | 20.16 | 20.12 | | 0 |
| | 1 | 0 | 19.63 | 19.67 | 19.68 | | 0 |
| | 1 | 25 | 20.02 | 19.85 | 19.75 | 0-3 | 0 |
| | 1 | 49 | 19.68 | 19.64 | 19.66 | | 0 |
| | 25 | 0 | 20.20 | 20.20 | 20.07 | | 0 |
| 256QAM | 25 | 12 | 20.31 | 20.27 | 20.19 | 0-3 | 0 |
| | 25 | 25 | 20.20 | 20.19 | 20.07 | | 0 |
| | 50 | 0 | 20.09 | 20.16 | 20.08 | | 0 |
| | 1 | 0 | 19.20 | 19.25 | 19.22 | 0-5 | 0.5 |
| | 1 | 25 | 19.47 | 19.48 | 19.41 | | 0.5 |
| | 1 | 49 | 19.18 | 19.24 | 19.22 | | 0.5 |
| 25 | 0 | 19.33 | 19.35 | 19.28 | 0.5 | | |
| 25 | 12 | 19.38 | 19.41 | 19.26 | 0.5 | | |
| 25 | 25 | 19.19 | 19.28 | 19.24 | 0.5 | | |
| 50 | 0 | 19.27 | 19.27 | 19.26 | 0.5 | | |

Table 9-36
LTE Band 66 (AWS) Reduced Conducted Powers - 5 MHz Bandwidth - Hotspot/Proximity Sensor and/or Earjack Active

| LTE Band 66 (AWS) 5 MHz Bandwidth | | | | | | | |
|--------------------------------------|---------|-----------|------------------------|------------------------|------------------------|---------------------------|----------|
| Modulation | RB Size | RB Offset | Low Channel | Mid Channel | High Channel | MPR Allowed per 3GPP [dB] | MPR [dB] |
| | | | 131997 (1712.5 MHz) | 132322 (1745.0 MHz) | 132647 (1777.5 MHz) | | |
| Conducted Power [dBm] | | | | | | | |
| QPSK | 1 | 0 | 19.83 | 20.06 | 19.76 | 0 | 0 |
| | 1 | 12 | 20.01 | 20.20 | 19.87 | | 0 |
| | 1 | 24 | 19.84 | 20.06 | 19.73 | | 0 |
| | 12 | 0 | 19.98 | 20.04 | 19.99 | 0-1 | 0 |
| | 12 | 6 | 20.09 | 20.19 | 20.02 | | 0 |
| | 12 | 13 | 20.00 | 20.08 | 19.98 | | 0 |
| 16QAM | 25 | 0 | 20.01 | 20.14 | 20.01 | 0-1 | 0 |
| | 1 | 0 | 20.00 | 20.40 | 20.11 | | 0 |
| | 1 | 12 | 20.23 | 20.32 | 20.28 | | 0 |
| | 1 | 24 | 20.06 | 20.37 | 20.05 | 0-2 | 0 |
| | 12 | 0 | 20.06 | 20.10 | 20.09 | | 0 |
| | 12 | 6 | 20.14 | 20.26 | 20.27 | | 0 |
| 64QAM | 12 | 13 | 20.09 | 20.10 | 20.09 | 0-2 | 0 |
| | 25 | 0 | 20.06 | 20.09 | 20.05 | | 0 |
| | 1 | 0 | 20.27 | 20.26 | 19.86 | | 0 |
| | 1 | 12 | 20.42 | 20.29 | 19.89 | 0-3 | 0 |
| | 1 | 24 | 20.26 | 20.14 | 19.85 | | 0 |
| | 12 | 0 | 20.08 | 20.12 | 20.03 | | 0 |
| 256QAM | 12 | 6 | 20.12 | 20.27 | 20.12 | 0-3 | 0 |
| | 12 | 13 | 20.10 | 20.15 | 20.02 | | 0 |
| | 25 | 0 | 20.02 | 20.21 | 20.01 | | 0 |
| | 1 | 0 | 19.51 | 19.47 | 19.44 | 0-5 | 0.5 |
| | 1 | 12 | 19.35 | 19.50 | 19.39 | | 0.5 |
| | 1 | 24 | 19.49 | 19.58 | 19.25 | | 0.5 |
| 12 | 0 | 19.46 | 19.42 | 19.33 | 0.5 | | |
| 12 | 6 | 19.43 | 19.45 | 19.28 | 0.5 | | |
| 12 | 13 | 19.37 | 19.37 | 19.25 | 0.5 | | |
| 25 | 0 | 19.38 | 19.35 | 19.21 | 0.5 | | |



| | | | | |
|---|---|--------------------------------------|---|--|
| FCC ID A3LSMN976U |  PCTEST ENGINEERING LABORATORY, INC. | SAR EVALUATION REPORT |  | Approved by: Quality Manager |
| Document S/N: 1M1909040147-01.A3L | Test Dates: 09/10/19 – 11/06/19 | DUT Type: Portable Handset | Page 54 of 212 | |

Table 9-37
LTE Band 66 (AWS) Reduced Conducted Powers - 3 MHz Bandwidth - Hotspot/Proximity Sensor and/or Earjack Active

| LTE Band 66 (AWS) 3 MHz Bandwidth | | | | | | | |
|--------------------------------------|---------|-----------|------------------------|------------------------|------------------------|---------------------------|----------|
| Modulation | RB Size | RB Offset | Low Channel | Mid Channel | High Channel | MPR Allowed per 3GPP [dB] | MPR [dB] |
| | | | 131987 (1711.5 MHz) | 132322 (1745.0 MHz) | 132657 (1778.5 MHz) | | |
| Conducted Power [dBm] | | | | | | | |
| QPSK | 1 | 0 | 19.85 | 19.99 | 19.94 | 0 | 0 |
| | 1 | 7 | 19.73 | 19.99 | 19.77 | | 0 |
| | 1 | 14 | 19.84 | 20.05 | 19.91 | | 0 |
| | 8 | 0 | 20.01 | 20.13 | 20.04 | 0-1 | 0 |
| | 8 | 4 | 20.07 | 20.01 | 20.09 | | 0 |
| | 8 | 7 | 19.99 | 20.17 | 20.02 | | 0 |
| 16QAM | 15 | 0 | 20.05 | 20.10 | 20.06 | 0-1 | 0 |
| | 1 | 0 | 20.14 | 19.82 | 20.33 | | 0 |
| | 1 | 7 | 20.21 | 19.96 | 20.15 | | 0 |
| | 1 | 14 | 20.22 | 19.82 | 20.21 | 0-2 | 0 |
| | 8 | 0 | 20.01 | 19.88 | 20.06 | | 0 |
| | 8 | 4 | 19.94 | 20.14 | 20.12 | | 0 |
| 64QAM | 8 | 7 | 19.96 | 19.88 | 20.02 | 0-2 | 0 |
| | 15 | 0 | 20.16 | 20.09 | 20.05 | | 0 |
| | 1 | 0 | 19.98 | 19.93 | 20.12 | | 0 |
| | 1 | 7 | 19.91 | 19.94 | 20.22 | 0-3 | 0 |
| | 1 | 14 | 19.94 | 19.95 | 20.19 | | 0 |
| | 8 | 0 | 20.16 | 20.18 | 20.06 | | 0 |
| 256QAM | 8 | 4 | 20.00 | 20.25 | 20.14 | 0-5 | 0 |
| | 8 | 7 | 20.17 | 20.20 | 20.09 | | 0 |
| | 15 | 0 | 20.05 | 20.24 | 20.17 | | 0 |
| | 1 | 0 | 19.55 | 19.42 | 19.45 | 0-5 | 0.5 |
| | 1 | 7 | 19.42 | 19.46 | 19.37 | | 0.5 |
| | 1 | 14 | 19.51 | 19.45 | 19.39 | | 0.5 |
| 8 | 0 | 19.44 | 19.37 | 19.29 | 0.5 | | |
| 8 | 4 | 19.46 | 19.42 | 19.33 | 0.5 | | |
| 8 | 7 | 19.39 | 19.34 | 19.22 | 0.5 | | |
| 15 | 0 | 19.41 | 19.41 | 19.32 | 0.5 | | |

Table 9-38
LTE Band 66 (AWS) Reduced Conducted Powers -1.4 MHz Bandwidth - Hotspot/Proximity Sensor and/or Earjack Active

| LTE Band 66 (AWS) 1.4 MHz Bandwidth | | | | | | | |
|--|---------|-----------|------------------------|------------------------|------------------------|---------------------------|----------|
| Modulation | RB Size | RB Offset | Low Channel | Mid Channel | High Channel | MPR Allowed per 3GPP [dB] | MPR [dB] |
| | | | 131979 (1710.7 MHz) | 132322 (1745.0 MHz) | 132665 (1779.3 MHz) | | |
| Conducted Power [dBm] | | | | | | | |
| QPSK | 1 | 0 | 19.98 | 19.83 | 19.82 | 0 | 0 |
| | 1 | 2 | 20.13 | 19.91 | 19.85 | | 0 |
| | 1 | 5 | 19.96 | 19.89 | 19.83 | | 0 |
| | 3 | 0 | 19.92 | 19.80 | 20.06 | 0-1 | 0 |
| | 3 | 2 | 20.08 | 19.93 | 20.05 | | 0 |
| | 3 | 3 | 19.95 | 19.87 | 20.08 | | 0 |
| 16QAM | 6 | 0 | 20.03 | 20.11 | 20.00 | 0-1 | 0 |
| | 1 | 0 | 20.12 | 19.65 | 20.13 | | 0 |
| | 1 | 2 | 20.09 | 19.67 | 20.29 | | 0 |
| | 1 | 5 | 20.17 | 19.74 | 20.11 | 0-2 | 0 |
| | 3 | 0 | 20.25 | 20.18 | 20.12 | | 0 |
| | 3 | 2 | 20.27 | 20.24 | 20.22 | | 0 |
| 64QAM | 3 | 3 | 20.22 | 20.24 | 20.18 | 0-2 | 0 |
| | 6 | 0 | 20.17 | 20.01 | 20.01 | | 0 |
| | 1 | 0 | 20.25 | 19.75 | 20.39 | | 0 |
| | 1 | 2 | 20.29 | 19.77 | 20.34 | 0-3 | 0 |
| | 1 | 5 | 20.44 | 19.71 | 20.27 | | 0 |
| | 3 | 0 | 19.98 | 20.19 | 20.00 | | 0 |
| 256QAM | 3 | 2 | 19.90 | 20.26 | 20.01 | 0-5 | 0 |
| | 3 | 3 | 19.97 | 20.20 | 20.12 | | 0 |
| | 6 | 0 | 20.01 | 20.03 | 19.96 | | 0 |
| | 1 | 0 | 19.27 | 19.37 | 19.28 | 0-5 | 0.5 |
| | 1 | 2 | 19.42 | 19.45 | 19.42 | | 0.5 |
| | 1 | 5 | 19.41 | 19.38 | 19.22 | | 0.5 |
| 3 | 0 | 19.41 | 19.42 | 19.35 | 0.5 | | |
| 3 | 2 | 19.52 | 19.50 | 19.42 | 0.5 | | |
| 3 | 3 | 19.47 | 19.47 | 19.34 | 0.5 | | |
| 6 | 0 | 19.36 | 19.35 | 19.24 | 0.5 | | |



| | | | | |
|---|---|--------------------------------------|---|--|
| FCC ID A3LSMN976U |  PCTEST ENGINEERING LABORATORY, INC. | SAR EVALUATION REPORT |  | Approved by: Quality Manager |
| Document S/N: 1M1909040147-01.A3L | Test Dates: 09/10/19 – 11/06/19 | DUT Type: Portable Handset | Page 55 of 212 | |

Table 9-39
LTE Band 66 (AWS) Reduced Conducted Powers - 20 MHz Bandwidth – 5G NR Active and Hotspot/Proximity Sensor and/or Earjack Active

| LTE Band 66 (AWS) 20 MHz Bandwidth | | | | | | | |
|---------------------------------------|---------|-----------|------------------------|------------------------|------------------------|---------------------------|----------|
| Modulation | RB Size | RB Offset | Low Channel | Mid Channel | High Channel | MPR Allowed per 3GPP [dB] | MPR [dB] |
| | | | 132072 (1720.0 MHz) | 132322 (1745.0 MHz) | 132572 (1770.0 MHz) | | |
| Conducted Power [dBm] | | | | | | | |
| QPSK | 1 | 0 | 19.36 | 19.22 | 19.21 | 0 | 0 |
| | 1 | 50 | 19.37 | 19.19 | 19.26 | | 0 |
| | 1 | 99 | 19.32 | 19.12 | 19.28 | | 0 |
| | 50 | 0 | 19.38 | 19.18 | 19.24 | 0-1 | 0 |
| | 50 | 25 | 19.40 | 19.16 | 19.19 | | 0 |
| | 50 | 50 | 19.32 | 19.19 | 19.23 | | 0 |
| 16QAM | 100 | 0 | 19.30 | 19.24 | 19.25 | 0-1 | 0 |
| | 1 | 0 | 19.12 | 19.02 | 19.23 | | 0 |
| | 1 | 50 | 19.33 | 19.10 | 19.21 | | 0 |
| | 1 | 99 | 19.20 | 19.07 | 19.20 | 0-2 | 0 |
| | 50 | 0 | 19.05 | 18.91 | 18.92 | | 0 |
| | 50 | 25 | 19.05 | 19.14 | 19.01 | | 0 |
| 64QAM | 50 | 50 | 18.99 | 18.88 | 18.85 | 0-2 | 0 |
| | 100 | 0 | 18.95 | 18.95 | 18.91 | | 0 |
| | 1 | 0 | 19.12 | 18.89 | 19.36 | | 0-2 |
| | 1 | 50 | 19.26 | 19.02 | 19.31 | 0 | |
| | 1 | 99 | 19.20 | 18.89 | 19.23 | 0 | |
| | 256QAM | 50 | 0 | 19.03 | 18.95 | 18.97 | 0-3 |
| 50 | | 25 | 19.02 | 19.04 | 18.91 | 0 | |
| 50 | | 50 | 18.93 | 18.85 | 18.82 | 0 | |
| 100 | | 0 | 18.92 | 18.84 | 18.86 | 0-5 | 0 |
| 1 | | 0 | 18.80 | 18.74 | 18.79 | | 0 |
| 1 | | 50 | 19.02 | 19.03 | 18.91 | | 0 |
| 256QAM | 1 | 99 | 18.80 | 18.74 | 18.53 | 0-5 | 0 |
| | 50 | 0 | 19.17 | 19.06 | 18.93 | | 0 |
| | 50 | 25 | 19.17 | 19.17 | 19.06 | | 0 |
| | 50 | 50 | 19.03 | 19.05 | 18.96 | 0 | |
| | 100 | 0 | 19.02 | 19.02 | 19.00 | 0 | |

Table 9-40
LTE Band 66 (AWS) Reduced Conducted Powers - 15 MHz Bandwidth – 5G NR Active and Hotspot/Proximity Sensor and/or Earjack Active

| LTE Band 66 (AWS) 15 MHz Bandwidth | | | | | | | |
|---------------------------------------|---------|-----------|------------------------|------------------------|------------------------|---------------------------|----------|
| Modulation | RB Size | RB Offset | Low Channel | Mid Channel | High Channel | MPR Allowed per 3GPP [dB] | MPR [dB] |
| | | | 132047 (1717.5 MHz) | 132322 (1745.0 MHz) | 132597 (1772.5 MHz) | | |
| Conducted Power [dBm] | | | | | | | |
| QPSK | 1 | 0 | 19.05 | 19.30 | 19.33 | 0 | 0 |
| | 1 | 36 | 19.03 | 19.29 | 19.34 | | 0 |
| | 1 | 74 | 18.97 | 19.28 | 19.32 | | 0 |
| | 36 | 0 | 19.26 | 19.29 | 19.35 | 0-1 | 0 |
| | 36 | 18 | 19.29 | 19.32 | 19.30 | | 0 |
| | 36 | 37 | 19.29 | 19.27 | 19.27 | | 0 |
| 16QAM | 75 | 0 | 19.25 | 19.30 | 19.33 | 0-1 | 0 |
| | 1 | 0 | 19.49 | 19.29 | 19.33 | | 0 |
| | 1 | 36 | 19.50 | 19.30 | 19.34 | | 0 |
| | 1 | 74 | 19.50 | 19.26 | 19.28 | 0-2 | 0 |
| | 36 | 0 | 19.45 | 19.28 | 19.33 | | 0 |
| | 36 | 18 | 19.36 | 19.30 | 19.27 | | 0 |
| 64QAM | 36 | 37 | 19.37 | 19.29 | 19.25 | 0-2 | 0 |
| | 75 | 0 | 19.30 | 19.32 | 19.32 | | 0 |
| | 1 | 0 | 19.20 | 19.33 | 19.33 | | 0 |
| | 1 | 36 | 19.21 | 19.30 | 19.26 | 0-3 | 0 |
| | 1 | 74 | 19.28 | 19.30 | 19.34 | | 0 |
| | 36 | 0 | 19.29 | 19.30 | 19.32 | | 0 |
| 256QAM | 36 | 18 | 19.36 | 19.35 | 19.32 | 0-3 | 0 |
| | 36 | 37 | 19.37 | 19.29 | 19.25 | | 0 |
| | 75 | 0 | 19.35 | 19.30 | 19.12 | | 0 |
| | 1 | 0 | 19.11 | 19.08 | 19.04 | 0-5 | 0 |
| | 1 | 36 | 19.29 | 19.06 | 19.05 | | 0 |
| | 1 | 74 | 19.29 | 19.05 | 19.03 | | 0 |
| 256QAM | 36 | 0 | 19.27 | 19.14 | 18.97 | 0-5 | 0 |
| | 36 | 18 | 19.22 | 19.17 | 19.12 | | 0 |
| | 36 | 37 | 19.21 | 19.21 | 19.16 | | 0 |
| | 75 | 0 | 19.12 | 19.21 | 19.10 | | 0 |



| | | | | |
|---|---|--------------------------------------|---|--|
| FCC ID A3LSMN976U |  PCTEST ENGINEERING LABORATORY, INC. | SAR EVALUATION REPORT |  | Approved by: Quality Manager |
| Document S/N: 1M1909040147-01.A3L | Test Dates: 09/10/19 – 11/06/19 | DUT Type: Portable Handset | Page 56 of 212 | |

Table 9-41
LTE Band 66 (AWS) Reduced Conducted Powers - 10 MHz Bandwidth – 5G NR Active and Hotspot/Proximity Sensor and/or Earjack Active

| LTE Band 66 (AWS) 10 MHz Bandwidth | | | | | | | |
|---------------------------------------|---------|-----------|------------------------|------------------------|------------------------|---------------------------|----------|
| Modulation | RB Size | RB Offset | Low Channel | Mid Channel | High Channel | MPR Allowed per 3GPP [dB] | MPR [dB] |
| | | | 132022 (1715.0 MHz) | 132322 (1745.0 MHz) | 132622 (1775.0 MHz) | | |
| Conducted Power [dBm] | | | | | | | |
| QPSK | 1 | 0 | 18.71 | 18.63 | 19.16 | 0 | 0 |
| | 1 | 25 | 18.99 | 18.84 | 19.16 | | 0 |
| | 1 | 49 | 18.84 | 18.68 | 19.14 | | 0 |
| | 25 | 0 | 18.95 | 19.03 | 19.15 | 0-1 | 0 |
| | 25 | 12 | 18.96 | 19.07 | 19.15 | | 0 |
| | 25 | 25 | 19.02 | 19.04 | 19.17 | | 0 |
| 16QAM | 50 | 0 | 18.95 | 19.00 | 19.15 | 0-1 | 0 |
| | 1 | 0 | 19.31 | 18.74 | 19.14 | | 0 |
| | 1 | 25 | 19.40 | 18.89 | 19.17 | | 0 |
| | 1 | 49 | 19.34 | 18.87 | 19.17 | 0-2 | 0 |
| | 25 | 0 | 19.08 | 19.04 | 19.15 | | 0 |
| | 25 | 12 | 19.13 | 19.12 | 19.14 | | 0 |
| 64QAM | 25 | 25 | 19.08 | 19.14 | 19.12 | 0-2 | 0 |
| | 50 | 0 | 19.02 | 19.12 | 19.16 | | 0 |
| | 1 | 0 | 18.81 | 18.82 | 19.15 | | 0 |
| | 1 | 25 | 19.07 | 18.86 | 19.15 | 0-3 | 0 |
| | 1 | 49 | 19.03 | 18.92 | 19.16 | | 0 |
| | 25 | 0 | 19.04 | 19.15 | 19.16 | | 0 |
| 256QAM | 25 | 12 | 19.11 | 19.15 | 19.10 | 0-3 | 0 |
| | 25 | 25 | 19.19 | 19.17 | 19.18 | | 0 |
| | 50 | 0 | 19.07 | 19.14 | 19.17 | | 0 |
| | 1 | 0 | 18.68 | 19.35 | 19.39 | 0-5 | 0 |
| | 1 | 25 | 18.76 | 19.46 | 19.30 | | 0 |
| | 1 | 49 | 18.92 | 19.45 | 19.49 | | 0 |
| 256QAM | 25 | 0 | 19.14 | 19.26 | 19.16 | 0-5 | 0 |
| | 25 | 12 | 19.14 | 19.20 | 19.17 | | 0 |
| | 25 | 25 | 19.11 | 19.29 | 19.12 | | 0 |
| | 50 | 0 | 19.17 | 19.12 | 19.40 | | 0 |

Table 9-42
LTE Band 66 (AWS) Reduced Conducted Powers - 5 MHz Bandwidth – 5G NR Active and Hotspot/Proximity Sensor and/or Earjack Active

| LTE Band 66 (AWS) 5 MHz Bandwidth | | | | | | | |
|--------------------------------------|---------|-----------|------------------------|------------------------|------------------------|---------------------------|----------|
| Modulation | RB Size | RB Offset | Low Channel | Mid Channel | High Channel | MPR Allowed per 3GPP [dB] | MPR [dB] |
| | | | 131997 (1712.5 MHz) | 132322 (1745.0 MHz) | 132647 (1777.5 MHz) | | |
| Conducted Power [dBm] | | | | | | | |
| QPSK | 1 | 0 | 19.01 | 19.23 | 19.13 | 0 | 0 |
| | 1 | 12 | 18.97 | 19.22 | 19.14 | | 0 |
| | 1 | 24 | 18.94 | 19.24 | 19.13 | | 0 |
| | 12 | 0 | 19.07 | 19.22 | 19.14 | 0-1 | 0 |
| | 12 | 6 | 19.10 | 19.21 | 19.09 | | 0 |
| | 12 | 13 | 19.06 | 19.23 | 19.12 | | 0 |
| 16QAM | 25 | 0 | 19.00 | 19.21 | 19.13 | 0-1 | 0 |
| | 1 | 0 | 19.18 | 19.22 | 19.08 | | 0 |
| | 1 | 12 | 19.23 | 19.22 | 19.12 | | 0 |
| | 1 | 24 | 19.22 | 19.23 | 19.12 | 0-2 | 0 |
| | 12 | 0 | 19.10 | 19.22 | 19.13 | | 0 |
| | 12 | 6 | 19.09 | 19.23 | 19.12 | | 0 |
| 64QAM | 12 | 13 | 19.07 | 19.19 | 19.11 | 0-2 | 0 |
| | 25 | 0 | 19.06 | 19.26 | 19.11 | | 0 |
| | 1 | 0 | 19.18 | 19.22 | 19.18 | | 0 |
| | 1 | 12 | 19.20 | 19.19 | 19.13 | 0-3 | 0 |
| | 1 | 24 | 19.09 | 19.20 | 19.11 | | 0 |
| | 12 | 0 | 19.14 | 19.23 | 19.07 | | 0 |
| 256QAM | 12 | 6 | 19.16 | 19.20 | 19.12 | 0-3 | 0 |
| | 12 | 13 | 19.15 | 19.17 | 19.12 | | 0 |
| | 25 | 0 | 19.12 | 19.26 | 19.08 | | 0 |
| | 1 | 0 | 19.27 | 19.19 | 19.09 | 0-5 | 0 |
| | 1 | 12 | 19.26 | 19.39 | 19.17 | | 0 |
| | 1 | 24 | 19.24 | 19.35 | 18.88 | | 0 |
| 256QAM | 12 | 0 | 19.22 | 19.20 | 18.92 | 0-5 | 0 |
| | 12 | 6 | 19.21 | 19.21 | 19.18 | | 0 |
| | 12 | 13 | 19.21 | 19.24 | 19.10 | | 0 |
| | 25 | 0 | 19.19 | 19.12 | 19.01 | | 0 |





| | | | | |
|---|--|--------------------------------------|---|--|
| FCC ID A3LSMN976U |  PCTEST ENGINEERING LABORATORY, INC. | SAR EVALUATION REPORT |  | Approved by: Quality Manager |
| Document S/N: 1M1909040147-01.A3L | Test Dates: 09/10/19 – 11/06/19 | DUT Type: Portable Handset | Page 57 of 212 | |

Table 9-43
LTE Band 66 (AWS) Reduced Conducted Powers - 3 MHz Bandwidth – 5G NR Active and Hotspot/Proximity Sensor and/or Earjack Active

| LTE Band 66 (AWS) 3 MHz Bandwidth | | | | | | | |
|--------------------------------------|---------|-----------|------------------------|------------------------|------------------------|---------------------------|----------|
| Modulation | RB Size | RB Offset | Low Channel | Mid Channel | High Channel | MPR Allowed per 3GPP [dB] | MPR [dB] |
| | | | 131987 (1711.5 MHz) | 132322 (1745.0 MHz) | 132657 (1778.5 MHz) | | |
| Conducted Power [dBm] | | | | | | | |
| QPSK | 1 | 0 | 19.02 | 19.01 | 19.03 | 0 | 0 |
| | 1 | 7 | 18.99 | 18.95 | 19.02 | | 0 |
| | 1 | 14 | 18.90 | 18.92 | 18.98 | | 0 |
| | 8 | 0 | 18.98 | 18.97 | 19.07 | 0-1 | 0 |
| | 8 | 4 | 19.04 | 19.09 | 19.07 | | 0 |
| | 8 | 7 | 19.03 | 19.07 | 18.98 | | 0 |
| 16QAM | 15 | 0 | 19.02 | 19.09 | 19.01 | 0-1 | 0 |
| | 1 | 0 | 19.15 | 19.19 | 19.36 | | 0 |
| | 1 | 7 | 19.17 | 19.20 | 19.49 | | 0 |
| | 1 | 14 | 19.06 | 19.15 | 19.34 | 0-2 | 0 |
| | 8 | 0 | 19.07 | 19.13 | 19.28 | | 0 |
| | 8 | 4 | 19.15 | 19.18 | 19.21 | | 0 |
| 64QAM | 8 | 7 | 19.15 | 19.20 | 19.12 | 0-2 | 0 |
| | 15 | 0 | 19.05 | 19.14 | 19.08 | | 0 |
| | 1 | 0 | 18.70 | 18.65 | 19.07 | | 0 |
| | 1 | 7 | 18.56 | 18.62 | 19.05 | 0-3 | 0 |
| | 1 | 14 | 18.51 | 18.53 | 18.80 | | 0 |
| | 8 | 0 | 18.85 | 19.12 | 19.08 | | 0 |
| 256QAM | 8 | 4 | 19.10 | 19.22 | 19.17 | 0-3 | 0 |
| | 8 | 7 | 19.15 | 19.21 | 19.18 | | 0 |
| | 15 | 0 | 19.12 | 19.20 | 19.12 | | 0 |
| | 1 | 0 | 19.24 | 19.50 | 18.84 | 0-5 | 0 |
| | 1 | 7 | 19.35 | 19.42 | 18.74 | | 0 |
| | 1 | 14 | 19.25 | 19.35 | 18.56 | | 0 |
| 256QAM | 8 | 0 | 19.19 | 19.12 | 19.06 | 0-5 | 0 |
| | 8 | 4 | 19.25 | 19.09 | 19.15 | | 0 |
| | 8 | 7 | 19.20 | 19.01 | 19.10 | | 0 |
| | 15 | 0 | 19.19 | 19.32 | 19.07 | 0 | |

Table 9-44
LTE Band 66 (AWS) Reduced Conducted Powers -1.4 MHz Bandwidth – 5G NR Active Hotspot/Proximity Sensor and/or Earjack Active

| LTE Band 66 (AWS) 1.4 MHz Bandwidth | | | | | | | |
|--|---------|-----------|------------------------|------------------------|------------------------|---------------------------|----------|
| Modulation | RB Size | RB Offset | Low Channel | Mid Channel | High Channel | MPR Allowed per 3GPP [dB] | MPR [dB] |
| | | | 131979 (1710.7 MHz) | 132322 (1745.0 MHz) | 132665 (1779.3 MHz) | | |
| Conducted Power [dBm] | | | | | | | |
| QPSK | 1 | 0 | 19.00 | 19.20 | 19.01 | 0 | 0 |
| | 1 | 2 | 19.03 | 19.18 | 19.02 | | 0 |
| | 1 | 5 | 19.02 | 19.14 | 19.00 | | 0 |
| | 3 | 0 | 18.94 | 19.10 | 18.95 | 0-1 | 0 |
| | 3 | 2 | 18.90 | 19.07 | 18.93 | | 0 |
| | 3 | 3 | 18.90 | 19.04 | 18.91 | | 0 |
| 16QAM | 6 | 0 | 18.95 | 19.03 | 18.92 | 0-1 | 0 |
| | 1 | 0 | 18.85 | 19.21 | 19.02 | | 0 |
| | 1 | 2 | 18.87 | 19.24 | 18.86 | | 0 |
| | 1 | 5 | 18.98 | 19.24 | 18.88 | 0-1 | 0 |
| | 3 | 0 | 19.10 | 19.30 | 19.02 | | 0 |
| | 3 | 2 | 19.16 | 19.36 | 19.18 | | 0 |
| 64QAM | 3 | 3 | 19.20 | 19.35 | 19.20 | 0-2 | 0 |
| | 6 | 0 | 19.16 | 19.31 | 19.19 | | 0 |
| | 1 | 0 | 18.95 | 19.23 | 19.03 | | 0 |
| | 1 | 2 | 18.77 | 19.34 | 18.82 | 0-2 | 0 |
| | 1 | 5 | 18.71 | 19.40 | 18.78 | | 0 |
| | 3 | 0 | 18.93 | 19.32 | 18.90 | | 0 |
| 256QAM | 3 | 2 | 19.01 | 19.27 | 18.98 | 0-3 | 0 |
| | 3 | 3 | 19.00 | 19.22 | 19.01 | | 0 |
| | 6 | 0 | 19.01 | 19.10 | 18.99 | | 0 |
| | 1 | 0 | 18.95 | 19.01 | 18.81 | 0-5 | 0 |
| | 1 | 2 | 19.00 | 19.00 | 18.92 | | 0 |
| | 1 | 5 | 18.99 | 19.09 | 18.96 | | 0 |
| 256QAM | 3 | 0 | 18.97 | 19.12 | 19.01 | 0-5 | 0 |
| | 3 | 2 | 19.25 | 19.07 | 19.08 | | 0 |
| | 3 | 3 | 19.27 | 19.09 | 18.99 | | 0 |
| | 6 | 0 | 19.17 | 19.00 | 18.94 | | 0 |

| | | | | |
|---|---|--------------------------------------|---|--|
| FCC ID A3LSMN976U |  PCTEST ENGINEERING LABORATORY, INC. | SAR EVALUATION REPORT |  | Approved by: Quality Manager |
| Document S/N: 1M1909040147-01.A3L | Test Dates: 09/10/19 – 11/06/19 | DUT Type: Portable Handset | Page 58 of 212 | |

9.3.8

LTE Band 25 (PCS)

Table 9-45
LTE Band 25 (PCS) Maximum Conducted Powers - 20 MHz Bandwidth

| LTE Band 25 (PCS) 20 MHz Bandwidth | | | | | | | | |
|---------------------------------------|---------|-----------|-----------------------|-----------------------|-----------------------|---------------------------|----------|---|
| Modulation | RB Size | RB Offset | Low Channel | Mid Channel | High Channel | MPR Allowed per 3GPP [dB] | MPR [dB] | |
| | | | 26140 (1860.0 MHz) | 26365 (1882.5 MHz) | 26590 (1905.0 MHz) | | | |
| Conducted Power [dBm] | | | | | | | | |
| QPSK | 1 | 0 | 23.85 | 24.00 | 24.06 | 0 | 0 | |
| | 1 | 50 | 24.03 | 23.95 | 24.04 | | 0 | |
| | 1 | 99 | 24.02 | 23.96 | 23.86 | | 0 | |
| | 50 | 0 | 23.00 | 23.05 | 23.12 | 0-1 | 1 | |
| | 50 | 25 | 23.13 | 23.17 | 23.26 | | 1 | |
| | 50 | 50 | 23.05 | 23.20 | 23.05 | | 1 | |
| 16QAM | 100 | 0 | 23.00 | 23.07 | 23.16 | 0-1 | 1 | |
| | 1 | 0 | 22.83 | 23.55 | 23.42 | | 1 | |
| | 1 | 50 | 23.30 | 23.55 | 23.41 | | 1 | |
| | 1 | 99 | 23.38 | 23.58 | 23.48 | 0-2 | 1 | |
| | 50 | 0 | 21.71 | 22.35 | 22.16 | | 2 | |
| | 50 | 25 | 22.16 | 22.20 | 22.27 | | 2 | |
| 64QAM | 50 | 50 | 22.04 | 22.18 | 22.13 | 0-2 | 2 | |
| | 100 | 0 | 22.00 | 22.05 | 22.15 | | 2 | |
| | 1 | 0 | 21.96 | 22.00 | 22.26 | | 2 | |
| | 1 | 50 | 21.84 | 22.26 | 21.90 | 0-2 | 2 | |
| | 1 | 99 | 22.17 | 22.56 | 21.89 | | 2 | |
| | 50 | 0 | 21.00 | 20.85 | 20.95 | | 0-3 | 3 |
| 50 | 25 | 20.97 | 21.01 | 20.67 | 3 | | | |
| 50 | 50 | 20.84 | 21.10 | 20.59 | 3 | | | |
| 256QAM | 100 | 0 | 20.74 | 20.91 | 20.68 | 0-3 | 3 | |
| | 1 | 0 | 19.05 | 19.10 | 19.23 | | 0-5 | 5 |
| | 1 | 50 | 19.35 | 19.48 | 19.24 | | | 5 |
| | 1 | 99 | 19.18 | 19.27 | 19.33 | 5 | | |
| | 50 | 0 | 19.22 | 19.23 | 19.21 | 5 | | |
| | 50 | 25 | 19.32 | 19.27 | 19.38 | 5 | | |
| 50 | 50 | 19.31 | 19.41 | 19.33 | 5 | | | |
| 100 | 0 | 19.33 | 19.31 | 19.24 | 5 | | | |

Table 9-46
LTE Band 25 (PCS) Maximum Conducted Powers - 15 MHz Bandwidth

| LTE Band 25 (PCS) 15 MHz Bandwidth | | | | | | | |
|---------------------------------------|---------|-----------|-----------------------|-----------------------|-----------------------|---------------------------|----------|
| Modulation | RB Size | RB Offset | Low Channel | Mid Channel | High Channel | MPR Allowed per 3GPP [dB] | MPR [dB] |
| | | | 26115 (1857.5 MHz) | 26365 (1882.5 MHz) | 26615 (1907.5 MHz) | | |
| Conducted Power [dBm] | | | | | | | |
| QPSK | 1 | 0 | 23.80 | 24.22 | 24.16 | 0 | 0 |
| | 1 | 36 | 23.78 | 24.30 | 24.30 | | 0 |
| | 1 | 74 | 24.02 | 24.26 | 24.12 | | 0 |
| | 36 | 0 | 23.11 | 23.21 | 23.43 | 0-1 | 1 |
| | 36 | 18 | 23.17 | 23.44 | 23.42 | | 1 |
| | 36 | 37 | 23.26 | 23.37 | 23.02 | | 1 |
| 16QAM | 75 | 0 | 22.93 | 23.22 | 23.24 | 0-1 | 1 |
| | 1 | 0 | 23.06 | 23.48 | 23.50 | | 1 |
| | 1 | 36 | 22.98 | 23.55 | 23.56 | | 1 |
| | 1 | 74 | 22.86 | 23.45 | 23.40 | 0-2 | 1 |
| | 36 | 0 | 22.34 | 22.28 | 22.45 | | 2 |
| | 36 | 18 | 22.16 | 22.52 | 22.48 | | 2 |
| 64QAM | 36 | 37 | 22.26 | 22.45 | 22.11 | 0-2 | 2 |
| | 75 | 0 | 22.31 | 22.22 | 22.35 | | 2 |
| | 1 | 0 | 22.16 | 22.08 | 22.47 | | 0-2 |
| | 1 | 36 | 22.12 | 22.45 | 22.08 | 2 | |
| | 1 | 74 | 22.29 | 22.61 | 22.09 | 2 | |
| | 256QAM | 36 | 0 | 21.01 | 21.05 | 21.11 | 0-3 |
| 36 | | 18 | 20.97 | 20.98 | 21.22 | 3 | |
| 36 | | 37 | 20.93 | 21.20 | 21.27 | 3 | |
| 75 | | 0 | 21.01 | 21.03 | 21.11 | 0-5 | 3 |
| 1 | | 0 | 19.29 | 19.17 | 19.08 | | 5 |
| 1 | | 36 | 19.49 | 19.36 | 19.36 | | 5 |
| 1 | 74 | 19.30 | 19.33 | 19.32 | 5 | | |
| 36 | 0 | 19.39 | 19.13 | 19.24 | 5 | | |
| 36 | 18 | 19.44 | 19.47 | 19.41 | 5 | | |
| 36 | 37 | 19.41 | 19.35 | 19.37 | 5 | | |
| 75 | 0 | 19.35 | 19.30 | 19.19 | 5 | | |



| | | | | |
|--------------------------------------|--|-------------------------------|---|---------------------------------|
| FCC ID A3LSMN976U |  PCTEST ENGINEERING LABORATORY, INC. | SAR EVALUATION REPORT |  | Approved by: Quality Manager |
| Document S/N: 1M1909040147-01.A3L | Test Dates: 09/10/19 – 11/06/19 | DUT Type: Portable Handset | Page 59 of 212 | |

Table 9-47
LTE Band 25 (PCS) Maximum Conducted Powers - 10 MHz Bandwidth

| LTE Band 25 (PCS) 10 MHz Bandwidth | | | | | | | |
|---------------------------------------|---------|-----------|-----------------------|-----------------------|-----------------------|---------------------------|----------|
| Modulation | RB Size | RB Offset | Low Channel | Mid Channel | High Channel | MPR Allowed per 3GPP [dB] | MPR [dB] |
| | | | 26090 (1855.0 MHz) | 26365 (1882.5 MHz) | 26640 (1910.0 MHz) | | |
| | | | Conducted Power [dBm] | | | | |
| QPSK | 1 | 0 | 24.02 | 23.52 | 24.16 | 0 | 0 |
| | 1 | 25 | 24.11 | 23.76 | 23.96 | | 0 |
| | 1 | 49 | 24.08 | 23.67 | 24.09 | | 0 |
| | 25 | 0 | 23.12 | 22.95 | 23.04 | 0-1 | 1 |
| | 25 | 12 | 23.10 | 23.12 | 23.12 | | 1 |
| | 25 | 25 | 23.14 | 23.10 | 23.14 | | 1 |
| 16QAM | 50 | 0 | 22.97 | 23.01 | 22.96 | 0-1 | 1 |
| | 1 | 0 | 23.17 | 22.98 | 23.31 | | 1 |
| | 1 | 25 | 23.14 | 23.12 | 23.23 | | 1 |
| | 1 | 49 | 23.11 | 23.17 | 23.10 | 0-2 | 1 |
| | 25 | 0 | 21.96 | 21.96 | 22.16 | | 2 |
| | 25 | 12 | 21.83 | 22.19 | 22.21 | | 2 |
| 64QAM | 25 | 25 | 21.98 | 22.12 | 21.85 | 0-2 | 2 |
| | 50 | 0 | 21.86 | 21.96 | 22.07 | | 2 |
| | 1 | 0 | 22.04 | 21.93 | 22.04 | | 2 |
| | 1 | 25 | 22.12 | 21.94 | 21.92 | 0-3 | 2 |
| | 1 | 49 | 21.97 | 21.70 | 22.01 | | 2 |
| | 25 | 0 | 21.12 | 20.81 | 21.09 | | 3 |
| 256QAM | 25 | 12 | 21.19 | 21.11 | 21.22 | 0-3 | 3 |
| | 25 | 25 | 20.96 | 21.19 | 20.98 | | 3 |
| | 50 | 0 | 20.72 | 20.90 | 21.05 | | 3 |
| | 1 | 0 | 18.95 | 18.95 | 19.01 | 0-5 | 5 |
| | 1 | 25 | 19.15 | 19.20 | 19.27 | | 5 |
| | 1 | 49 | 19.09 | 19.01 | 19.31 | | 5 |
| 25 | 0 | 19.03 | 18.96 | 19.16 | 5 | | |
| 25 | 12 | 19.12 | 19.23 | 19.19 | 5 | | |
| 25 | 25 | 19.11 | 19.25 | 19.06 | 5 | | |
| 50 | 0 | 19.14 | 19.01 | 19.17 | 5 | | |

Table 9-48
LTE Band 25 (PCS) Maximum Conducted Powers - 5 MHz Bandwidth

| LTE Band 25 (PCS) 5 MHz Bandwidth | | | | | | | |
|--------------------------------------|---------|-----------|-----------------------|-----------------------|-----------------------|---------------------------|----------|
| Modulation | RB Size | RB Offset | Low Channel | Mid Channel | High Channel | MPR Allowed per 3GPP [dB] | MPR [dB] |
| | | | 26065 (1852.5 MHz) | 26365 (1882.5 MHz) | 26665 (1912.5 MHz) | | |
| | | | Conducted Power [dBm] | | | | |
| QPSK | 1 | 0 | 23.94 | 23.94 | 23.89 | 0 | 0 |
| | 1 | 12 | 24.25 | 24.00 | 23.87 | | 0 |
| | 1 | 24 | 24.45 | 23.98 | 24.01 | | 0 |
| | 12 | 0 | 23.11 | 22.98 | 22.87 | 0-1 | 1 |
| | 12 | 6 | 23.29 | 23.09 | 23.27 | | 1 |
| | 12 | 13 | 23.39 | 23.00 | 23.04 | | 1 |
| 16QAM | 25 | 0 | 23.22 | 23.02 | 23.15 | 0-1 | 1 |
| | 1 | 0 | 23.10 | 22.93 | 22.99 | | 1 |
| | 1 | 12 | 23.44 | 23.23 | 23.11 | | 1 |
| | 1 | 24 | 23.64 | 23.04 | 23.21 | 0-2 | 1 |
| | 12 | 0 | 22.12 | 22.09 | 22.22 | | 2 |
| | 12 | 6 | 22.32 | 22.09 | 22.13 | | 2 |
| 64QAM | 12 | 13 | 22.43 | 22.10 | 22.12 | 0-2 | 2 |
| | 25 | 0 | 22.23 | 22.04 | 22.17 | | 2 |
| | 1 | 0 | 21.98 | 21.97 | 22.10 | | 2 |
| | 1 | 12 | 22.19 | 22.17 | 22.24 | 0-3 | 2 |
| | 1 | 24 | 21.95 | 22.30 | 22.33 | | 2 |
| | 12 | 0 | 21.11 | 20.80 | 20.98 | | 3 |
| 256QAM | 12 | 6 | 21.13 | 20.93 | 20.96 | 0-3 | 3 |
| | 12 | 13 | 20.88 | 21.02 | 21.04 | | 3 |
| | 25 | 0 | 20.78 | 20.86 | 21.12 | | 3 |
| | 1 | 0 | 19.23 | 19.18 | 18.93 | 0-5 | 5 |
| | 1 | 12 | 19.29 | 19.21 | 19.06 | | 5 |
| | 1 | 24 | 19.25 | 19.23 | 19.09 | | 5 |
| 12 | 0 | 19.17 | 19.18 | 18.90 | 5 | | |
| 12 | 6 | 19.18 | 19.17 | 18.91 | 5 | | |
| 12 | 13 | 19.18 | 19.15 | 19.00 | 5 | | |
| 25 | 0 | 19.14 | 19.11 | 18.90 | 5 | | |



| | | | | |
|---|---|--------------------------------------|---|--|
| FCC ID A3LSMN976U |  PCTEST ENGINEERING LABORATORY, INC. | SAR EVALUATION REPORT |  | Approved by: Quality Manager |
| Document S/N: 1M1909040147-01.A3L | Test Dates: 09/10/19 – 11/06/19 | DUT Type: Portable Handset | Page 60 of 212 | |

Table 9-49
LTE Band 25 (PCS) Maximum Conducted Powers - 3 MHz Bandwidth

| LTE Band 25 (PCS) 3 MHz Bandwidth | | | | | | | |
|--------------------------------------|---------|-----------|-----------------------|-----------------------|-----------------------|------------------------------|----------|
| Modulation | RB Size | RB Offset | Low Channel | Mid Channel | High Channel | MPR Allowed per 3GPP [dB] | MPR [dB] |
| | | | 26055 (1851.5 MHz) | 26365 (1882.5 MHz) | 26675 (1913.5 MHz) | | |
| | | | Conducted Power [dBm] | | | | |
| QPSK | 1 | 0 | 23.87 | 23.94 | 24.01 | 0 | 0 |
| | 1 | 7 | 24.15 | 23.89 | 24.12 | | 0 |
| | 1 | 14 | 24.07 | 23.83 | 24.08 | | 0 |
| | 8 | 0 | 23.22 | 22.96 | 23.60 | 0-1 | 1 |
| | 8 | 4 | 23.23 | 23.00 | 23.50 | | 1 |
| | 8 | 7 | 23.11 | 22.98 | 23.43 | | 1 |
| 16QAM | 15 | 0 | 23.16 | 23.02 | 23.57 | 0-1 | 1 |
| | 1 | 0 | 23.25 | 23.13 | 23.87 | | 1 |
| | 1 | 7 | 23.05 | 23.15 | 23.63 | | 1 |
| | 1 | 14 | 23.19 | 23.11 | 23.31 | 0-2 | 1 |
| | 8 | 0 | 22.22 | 21.94 | 22.82 | | 2 |
| | 8 | 4 | 22.04 | 21.86 | 22.70 | | 2 |
| 64QAM | 8 | 7 | 22.12 | 21.94 | 22.58 | 0-2 | 2 |
| | 15 | 0 | 22.23 | 22.07 | 22.73 | | 2 |
| | 1 | 0 | 22.02 | 21.85 | 22.46 | | 0-2 |
| | 1 | 7 | 22.14 | 21.80 | 22.24 | 2 | |
| | 1 | 14 | 21.96 | 21.87 | 22.02 | 0-3 | |
| | 8 | 0 | 20.98 | 20.88 | 20.96 | | 3 |
| 8 | 4 | 21.11 | 20.97 | 20.89 | 3 | | |
| 256QAM | 8 | 7 | 21.23 | 20.98 | 21.16 | 0-3 | 3 |
| | 15 | 0 | 20.85 | 21.01 | 21.13 | | 3 |
| | 1 | 0 | 19.17 | 19.05 | 19.00 | | 0-5 |
| | 1 | 7 | 19.23 | 19.06 | 19.11 | 5 | |
| | 1 | 14 | 19.20 | 19.09 | 18.96 | 5 | |
| | 8 | 0 | 19.05 | 19.03 | 19.04 | 5 | |
| 8 | 4 | 19.23 | 19.17 | 19.15 | 5 | | |
| 8 | 7 | 19.12 | 19.16 | 19.13 | 5 | | |
| | 15 | 0 | 19.14 | 19.06 | 19.01 | 5 | |

Table 9-50
LTE Band 25 (PCS) Maximum Conducted Powers -1.4 MHz Bandwidth

| LTE Band 25 (PCS) 1.4 MHz Bandwidth | | | | | | | | | |
|--|---------|-----------|-----------------------|-----------------------|-----------------------|------------------------------|----------|-----|---|
| Modulation | RB Size | RB Offset | Low Channel | Mid Channel | High Channel | MPR Allowed per 3GPP [dB] | MPR [dB] | | |
| | | | 26047 (1850.7 MHz) | 26365 (1882.5 MHz) | 26683 (1914.3 MHz) | | | | |
| | | | Conducted Power [dBm] | | | | | | |
| QPSK | 1 | 0 | 23.31 | 23.89 | 24.12 | 0 | 0 | | |
| | 1 | 2 | 23.83 | 24.11 | 24.18 | | 0 | | |
| | 1 | 5 | 23.93 | 23.86 | 23.98 | | 0 | | |
| | 3 | 0 | 23.78 | 23.72 | 23.82 | | 0 | | |
| | 3 | 2 | 23.76 | 23.79 | 23.91 | | 0 | | |
| | 3 | 3 | 23.88 | 23.77 | 23.75 | | 0 | | |
| 16QAM | 6 | 0 | 22.76 | 22.94 | 22.97 | 0-1 | 1 | | |
| | 1 | 0 | 22.82 | 22.92 | 22.89 | | 0-1 | 1 | |
| | 1 | 2 | 22.85 | 23.04 | 23.13 | | | 1 | |
| | 1 | 5 | 23.17 | 22.79 | 23.14 | 1 | | | |
| | 3 | 0 | 23.24 | 22.99 | 23.19 | 1 | | | |
| | 3 | 2 | 22.97 | 23.18 | 22.98 | 1 | | | |
| 64QAM | 3 | 3 | 22.85 | 23.07 | 22.86 | 0-2 | | 1 | |
| | 6 | 0 | 21.84 | 21.89 | 21.89 | | 0-2 | 2 | |
| | 1 | 0 | 22.23 | 22.02 | 21.98 | | | 0-2 | 2 |
| | 1 | 2 | 22.14 | 21.94 | 22.04 | 2 | | | |
| | 1 | 5 | 21.79 | 21.96 | 22.06 | 2 | | | |
| | 3 | 0 | 21.95 | 21.92 | 21.85 | 2 | | | |
| 256QAM | 3 | 2 | 21.83 | 22.02 | 21.89 | 0-3 | | 2 | |
| | 3 | 3 | 21.79 | 21.98 | 21.97 | | 0-3 | 2 | |
| | 6 | 0 | 20.92 | 20.85 | 20.78 | | | 0-5 | 3 |
| | 1 | 0 | 19.10 | 18.96 | 19.07 | 0-5 | | | 5 |
| | 1 | 2 | 19.14 | 19.19 | 19.06 | | | | 5 |
| | 1 | 5 | 19.21 | 19.15 | 19.11 | | | 5 | |
| 3 | 0 | 19.10 | 19.15 | 19.15 | 5 | | | | |
| 3 | 2 | 19.14 | 19.16 | 19.02 | 5 | | | | |
| | 3 | 3 | 19.13 | 19.12 | 19.10 | | 5 | | |
| | 6 | 0 | 19.04 | 18.94 | 19.00 | 5 | | | |



| | | | | |
|---|---|--------------------------------------|---|--|
| FCC ID A3LSMN976U |  PCTEST ENGINEERING LABORATORY, INC. | SAR EVALUATION REPORT |  | Approved by: Quality Manager |
| Document S/N: 1M1909040147-01.A3L | Test Dates: 09/10/19 – 11/06/19 | DUT Type: Portable Handset | Page 61 of 212 | |

Table 9-51
LTE Band 25 (PCS) Reduced Conducted Powers - 20 MHz Bandwidth – Hotspot Mode Active

| LTE Band 25 (PCS) 20 MHz Bandwidth | | | | | | | | |
|---------------------------------------|---------|-----------|-----------------------|-----------------------|-----------------------|------------------------------|----------|---|
| Modulation | RB Size | RB Offset | Low Channel | Mid Channel | High Channel | MPR Allowed per 3GPP [dB] | MPR [dB] | |
| | | | 26140 (1860.0 MHz) | 26365 (1882.5 MHz) | 26590 (1905.0 MHz) | | | |
| Conducted Power [dBm] | | | | | | | | |
| QPSK | 1 | 0 | 17.99 | 17.96 | 17.95 | 0 | 0 | |
| | 1 | 50 | 17.88 | 17.95 | 18.00 | | 0 | |
| | 1 | 99 | 17.87 | 17.91 | 17.86 | | 0 | |
| | QPSK | 50 | 0 | 18.03 | 17.96 | 17.94 | 0-1 | 0 |
| | | 50 | 25 | 18.08 | 18.04 | 18.10 | | 0 |
| | | 50 | 50 | 17.99 | 17.91 | 17.94 | | 0 |
| | | 100 | 0 | 17.95 | 17.85 | 17.98 | | 0 |
| 1 | | 0 | 18.42 | 18.38 | 18.29 | 0 | | |
| 16QAM | 1 | 50 | 18.25 | 18.37 | 18.25 | 0-1 | 0 | |
| | 1 | 99 | 18.33 | 18.29 | 18.24 | | 0 | |
| | 50 | 0 | 18.06 | 17.93 | 17.96 | | 0 | |
| | 16QAM | 50 | 25 | 18.14 | 17.98 | 18.02 | 0-2 | 0 |
| | | 50 | 50 | 17.96 | 17.94 | 17.96 | | 0 |
| | | 100 | 0 | 18.04 | 17.91 | 17.95 | | 0 |
| | | 1 | 0 | 18.33 | 18.27 | 18.30 | | 0 |
| 1 | | 50 | 18.22 | 18.23 | 18.20 | 0 | | |
| 64QAM | 1 | 99 | 18.15 | 18.12 | 18.09 | 0-2 | 0 | |
| | 50 | 0 | 18.05 | 17.94 | 17.94 | | 0 | |
| | 50 | 25 | 18.13 | 18.07 | 18.10 | | 0 | |
| | 64QAM | 50 | 50 | 17.96 | 17.93 | 17.95 | 0-3 | 0 |
| | | 100 | 0 | 18.07 | 17.91 | 17.97 | | 0 |
| | | 1 | 0 | 18.14 | 18.09 | 17.99 | | 0 |
| | | 1 | 50 | 18.22 | 17.99 | 18.30 | | 0 |
| 50 | | 0 | 18.20 | 18.11 | 18.18 | 0 | | |
| 256QAM | 50 | 25 | 18.23 | 18.23 | 18.33 | 0-5 | 0 | |
| | 50 | 50 | 18.27 | 18.28 | 18.26 | | 0 | |
| | 100 | 0 | 18.27 | 18.20 | 18.21 | | 0 | |

Table 9-52
LTE Band 25 (PCS) Reduced Conducted Powers - 15 MHz Bandwidth – Hotspot Mode Active

| LTE Band 25 (PCS) 15 MHz Bandwidth | | | | | | | | |
|---------------------------------------|---------|-----------|-----------------------|-----------------------|-----------------------|------------------------------|----------|---|
| Modulation | RB Size | RB Offset | Low Channel | Mid Channel | High Channel | MPR Allowed per 3GPP [dB] | MPR [dB] | |
| | | | 26115 (1857.5 MHz) | 26365 (1882.5 MHz) | 26615 (1907.5 MHz) | | | |
| Conducted Power [dBm] | | | | | | | | |
| QPSK | 1 | 0 | 17.72 | 17.90 | 17.91 | 0 | 0 | |
| | 1 | 36 | 18.00 | 18.03 | 18.01 | | 0 | |
| | 1 | 74 | 17.80 | 17.99 | 17.99 | | 0 | |
| | QPSK | 36 | 0 | 17.91 | 17.92 | 18.07 | 0-1 | 0 |
| | | 36 | 18 | 18.02 | 18.02 | 18.21 | | 0 |
| | | 36 | 37 | 17.91 | 17.97 | 18.12 | | 0 |
| | | 75 | 0 | 17.91 | 17.89 | 18.04 | | 0 |
| 1 | | 0 | 17.67 | 17.73 | 18.31 | 0 | | |
| 16QAM | 1 | 36 | 17.99 | 17.88 | 18.29 | 0-1 | 0 | |
| | 1 | 74 | 17.73 | 17.82 | 18.35 | | 0 | |
| | 36 | 0 | 17.99 | 17.92 | 18.10 | | 0 | |
| | 16QAM | 36 | 18 | 18.07 | 18.08 | 18.21 | 0-2 | 0 |
| | | 36 | 37 | 17.99 | 17.98 | 18.16 | | 0 |
| | | 75 | 0 | 17.89 | 18.00 | 18.13 | | 0 |
| | | 1 | 0 | 18.19 | 17.82 | 18.06 | | 0 |
| 64QAM | 1 | 36 | 18.15 | 18.08 | 18.02 | 0-2 | 0 | |
| | 1 | 74 | 18.25 | 17.83 | 18.50 | | 0 | |
| | 36 | 0 | 17.96 | 18.07 | 18.26 | | 0 | |
| | 64QAM | 36 | 18 | 18.07 | 18.19 | 18.33 | 0-3 | 0 |
| | | 36 | 37 | 18.00 | 18.13 | 18.26 | | 0 |
| | | 75 | 0 | 18.03 | 18.03 | 18.08 | | 0 |
| | | 1 | 0 | 18.26 | 17.97 | 18.14 | | 0 |
| 256QAM | 1 | 36 | 18.35 | 18.28 | 18.35 | 0-5 | 0 | |
| | 1 | 74 | 18.25 | 18.22 | 18.32 | | 0 | |
| | 36 | 0 | 18.24 | 18.15 | 18.20 | | 0 | |
| | 36 | 18 | 18.37 | 18.31 | 18.28 | | 0 | |
| | 36 | 37 | 18.25 | 18.24 | 18.19 | | 0 | |
| | 75 | 0 | 18.25 | 18.27 | 18.22 | | 0 | |



| | | | | |
|--------------------------------------|--|-------------------------------|---|---------------------------------|
| FCC ID A3LSMN976U |  PCTEST ENGINEERING LABORATORY, INC. | SAR EVALUATION REPORT |  | Approved by: Quality Manager |
| Document S/N: 1M1909040147-01.A3L | Test Dates: 09/10/19 – 11/06/19 | DUT Type: Portable Handset | Page 62 of 212 | |

Table 9-53
LTE Band 25 (PCS) Reduced Conducted Powers - 10 MHz Bandwidth – Hotspot Mode Active

| LTE Band 25 (PCS) 10 MHz Bandwidth | | | | | | | |
|---------------------------------------|---------|-----------|-----------------------|-----------------------|-----------------------|------------------------------|----------|
| Modulation | RB Size | RB Offset | Low Channel | Mid Channel | High Channel | MPR Allowed per 3GPP [dB] | MPR [dB] |
| | | | 26090 (1855.0 MHz) | 26365 (1882.5 MHz) | 26640 (1910.0 MHz) | | |
| | | | Conducted Power [dBm] | | | | |
| QPSK | 1 | 0 | 17.56 | 18.02 | 17.72 | 0 | 0 |
| | 1 | 25 | 17.59 | 17.53 | 17.71 | | 0 |
| | 1 | 49 | 17.72 | 17.68 | 17.71 | | 0 |
| | 25 | 0 | 17.66 | 17.63 | 17.77 | 0-1 | 0 |
| | 25 | 12 | 17.77 | 17.87 | 17.84 | | 0 |
| | 25 | 25 | 17.71 | 17.70 | 17.76 | | 0 |
| 16QAM | 50 | 0 | 17.71 | 17.70 | 17.79 | 0-1 | 0 |
| | 1 | 0 | 17.65 | 17.70 | 17.85 | | 0 |
| | 1 | 25 | 17.79 | 17.61 | 17.87 | | 0 |
| | 1 | 49 | 17.72 | 17.69 | 17.96 | 0-2 | 0 |
| | 25 | 0 | 17.70 | 17.73 | 17.82 | | 0 |
| | 25 | 12 | 17.83 | 17.95 | 17.90 | | 0 |
| 64QAM | 25 | 25 | 17.73 | 17.80 | 17.90 | 0-2 | 0 |
| | 50 | 0 | 17.70 | 17.74 | 17.84 | | 0 |
| | 1 | 0 | 17.65 | 17.64 | 17.56 | | 0 |
| | 1 | 25 | 17.56 | 17.61 | 17.78 | 0-3 | 0 |
| | 1 | 49 | 17.55 | 17.65 | 18.01 | | 0 |
| | 25 | 0 | 17.84 | 17.79 | 17.82 | | 0 |
| 256QAM | 25 | 12 | 17.98 | 17.99 | 17.99 | 0-3 | 0 |
| | 25 | 25 | 17.89 | 17.84 | 17.91 | | 0 |
| | 50 | 0 | 17.77 | 17.73 | 17.82 | | 0 |
| | 1 | 0 | 18.05 | 17.97 | 17.99 | 0-5 | 0 |
| | 1 | 25 | 17.95 | 18.19 | 18.25 | | 0 |
| | 1 | 49 | 17.96 | 17.88 | 18.07 | | 0 |
| 256QAM | 25 | 0 | 18.07 | 17.94 | 17.91 | 0-5 | 0 |
| | 25 | 12 | 18.05 | 18.13 | 18.06 | | 0 |
| | 25 | 25 | 18.02 | 17.94 | 18.02 | | 0 |
| | 50 | 0 | 18.03 | 18.00 | 18.04 | | 0 |

Table 9-54
LTE Band 25 (PCS) Reduced Conducted Powers - 5 MHz Bandwidth – Hotspot Mode Active

| LTE Band 25 (PCS) 5 MHz Bandwidth | | | | | | | |
|--------------------------------------|---------|-----------|-----------------------|-----------------------|-----------------------|------------------------------|----------|
| Modulation | RB Size | RB Offset | Low Channel | Mid Channel | High Channel | MPR Allowed per 3GPP [dB] | MPR [dB] |
| | | | 26065 (1852.5 MHz) | 26365 (1882.5 MHz) | 26665 (1912.5 MHz) | | |
| | | | Conducted Power [dBm] | | | | |
| QPSK | 1 | 0 | 17.64 | 17.72 | 17.58 | 0 | 0 |
| | 1 | 12 | 17.66 | 17.82 | 17.62 | | 0 |
| | 1 | 24 | 17.68 | 17.82 | 17.61 | | 0 |
| | 12 | 0 | 17.67 | 17.80 | 17.76 | 0-1 | 0 |
| | 12 | 6 | 17.77 | 17.82 | 17.78 | | 0 |
| | 12 | 13 | 17.65 | 17.78 | 17.75 | | 0 |
| 16QAM | 25 | 0 | 17.68 | 17.84 | 17.79 | 0-1 | 0 |
| | 1 | 0 | 17.64 | 18.09 | 17.91 | | 0 |
| | 1 | 12 | 17.80 | 18.25 | 17.87 | | 0 |
| | 1 | 24 | 17.66 | 18.12 | 17.88 | 0-2 | 0 |
| | 12 | 0 | 17.80 | 17.78 | 17.83 | | 0 |
| | 12 | 6 | 17.81 | 17.89 | 18.04 | | 0 |
| 64QAM | 12 | 13 | 17.77 | 17.80 | 17.86 | 0-2 | 0 |
| | 25 | 0 | 17.72 | 17.78 | 17.85 | | 0 |
| | 1 | 0 | 17.97 | 17.62 | 17.76 | | 0 |
| | 1 | 12 | 18.05 | 17.70 | 17.79 | 0-3 | 0 |
| | 1 | 24 | 18.02 | 17.66 | 17.76 | | 0 |
| | 12 | 0 | 17.79 | 17.79 | 17.83 | | 0 |
| 256QAM | 12 | 6 | 17.76 | 17.88 | 17.91 | 0-3 | 0 |
| | 12 | 13 | 17.79 | 17.81 | 17.78 | | 0 |
| | 25 | 0 | 17.72 | 17.90 | 17.81 | | 0 |
| | 1 | 0 | 18.24 | 18.18 | 18.10 | 0-5 | 0 |
| | 1 | 12 | 18.12 | 18.23 | 18.19 | | 0 |
| | 1 | 24 | 18.15 | 18.44 | 18.07 | | 0 |
| 256QAM | 12 | 0 | 18.02 | 18.18 | 17.95 | 0-5 | 0 |
| | 12 | 6 | 18.12 | 18.20 | 18.07 | | 0 |
| | 12 | 13 | 18.09 | 18.13 | 18.07 | | 0 |
| | 25 | 0 | 17.98 | 18.15 | 18.07 | | 0 |



| | | | | |
|---|---|--------------------------------------|---|--|
| FCC ID A3LSMN976U |  PCTEST ENGINEERING LABORATORY, INC. | SAR EVALUATION REPORT |  | Approved by: Quality Manager |
| Document S/N: 1M1909040147-01.A3L | Test Dates: 09/10/19 – 11/06/19 | DUT Type: Portable Handset | Page 63 of 212 | |

Table 9-55
LTE Band 25 (PCS) Reduced Conducted Powers - 3 MHz Bandwidth – Hotspot Mode Active

| LTE Band 25 (PCS) 3 MHz Bandwidth | | | | | | | |
|--------------------------------------|---------|-----------|-----------------------|-----------------------|-----------------------|---------------------------|----------|
| Modulation | RB Size | RB Offset | Low Channel | Mid Channel | High Channel | MPR Allowed per 3GPP [dB] | MPR [dB] |
| | | | 26055 (1851.5 MHz) | 26365 (1882.5 MHz) | 26675 (1913.5 MHz) | | |
| Conducted Power [dBm] | | | | | | | |
| QPSK | 1 | 0 | 17.89 | 17.69 | 17.70 | 0 | 0 |
| | 1 | 7 | 17.68 | 17.77 | 17.56 | | 0 |
| | 1 | 14 | 17.71 | 17.72 | 17.72 | | 0 |
| | 8 | 0 | 17.68 | 17.76 | 17.80 | 0-1 | 0 |
| | 8 | 4 | 17.64 | 17.77 | 17.80 | | 0 |
| | 8 | 7 | 17.70 | 17.74 | 17.83 | | 0 |
| 16QAM | 15 | 0 | 17.70 | 17.83 | 17.80 | 0-1 | 0 |
| | 1 | 0 | 17.95 | 17.66 | 17.98 | | 0 |
| | 1 | 7 | 17.93 | 17.54 | 18.14 | | 0 |
| | 1 | 14 | 17.86 | 17.59 | 18.07 | 0-2 | 0 |
| | 8 | 0 | 17.68 | 17.63 | 17.86 | | 0 |
| | 8 | 4 | 17.60 | 17.66 | 17.91 | | 0 |
| 64QAM | 8 | 7 | 17.64 | 17.59 | 17.90 | 0-2 | 0 |
| | 15 | 0 | 17.76 | 17.88 | 17.93 | | 0 |
| | 1 | 0 | 17.72 | 17.51 | 18.44 | | 0-3 |
| | 1 | 7 | 17.79 | 17.69 | 18.35 | 0 | |
| | 1 | 14 | 17.68 | 17.50 | 18.34 | 0 | |
| | 8 | 0 | 17.71 | 18.00 | 17.88 | 0-3 | 0 |
| 8 | 4 | 17.74 | 17.96 | 17.97 | 0 | | |
| 8 | 7 | 17.71 | 17.94 | 17.82 | 0 | | |
| 256QAM | 15 | 0 | 17.84 | 17.95 | 17.85 | 0-5 | 0 |
| | 1 | 0 | 18.14 | 18.14 | 18.06 | | 0 |
| | 1 | 7 | 18.18 | 18.21 | 18.16 | | 0 |
| | 1 | 14 | 18.20 | 18.26 | 18.13 | 0-5 | 0 |
| | 8 | 0 | 18.09 | 18.15 | 18.08 | | 0 |
| | 8 | 4 | 18.10 | 18.14 | 18.21 | | 0 |
| 8 | 7 | 18.00 | 18.28 | 18.10 | 0 | | |
| 15 | 0 | 18.13 | 18.09 | 18.12 | 0 | | |

Table 9-56
LTE Band 25 (PCS) Reduced Conducted Powers -1.4 MHz Bandwidth – Hotspot Mode Active

| LTE Band 25 (PCS) 1.4 MHz Bandwidth | | | | | | | |
|--|---------|-----------|-----------------------|-----------------------|-----------------------|---------------------------|----------|
| Modulation | RB Size | RB Offset | Low Channel | Mid Channel | High Channel | MPR Allowed per 3GPP [dB] | MPR [dB] |
| | | | 26047 (1850.7 MHz) | 26365 (1882.5 MHz) | 26683 (1914.3 MHz) | | |
| Conducted Power [dBm] | | | | | | | |
| QPSK | 1 | 0 | 17.62 | 17.62 | 17.58 | 0 | 0 |
| | 1 | 2 | 17.70 | 17.56 | 17.59 | | 0 |
| | 1 | 5 | 17.64 | 17.64 | 17.58 | | 0 |
| | 3 | 0 | 17.55 | 17.63 | 17.85 | 0-1 | 0 |
| | 3 | 2 | 17.69 | 17.65 | 17.81 | | 0 |
| | 3 | 3 | 17.53 | 17.61 | 17.87 | | 0 |
| 16QAM | 6 | 0 | 17.63 | 17.68 | 17.75 | 0-1 | 0 |
| | 1 | 0 | 17.77 | 17.58 | 17.91 | | 0 |
| | 1 | 2 | 17.77 | 17.63 | 18.11 | | 0 |
| | 1 | 5 | 17.81 | 17.66 | 17.88 | 0-2 | 0 |
| | 3 | 0 | 17.69 | 17.96 | 17.87 | | 0 |
| | 3 | 2 | 17.77 | 18.13 | 17.94 | | 0 |
| 64QAM | 3 | 3 | 17.75 | 17.93 | 17.91 | 0-2 | 0 |
| | 6 | 0 | 17.68 | 17.73 | 17.81 | | 0 |
| | 1 | 0 | 18.28 | 17.72 | 18.20 | | 0-3 |
| | 1 | 2 | 18.29 | 17.67 | 18.10 | 0 | |
| | 1 | 5 | 18.19 | 17.63 | 18.25 | 0 | |
| | 3 | 0 | 17.58 | 17.79 | 17.76 | 0-3 | 0 |
| 3 | 2 | 17.82 | 17.72 | 17.75 | 0 | | |
| 3 | 3 | 17.64 | 17.79 | 17.87 | 0 | | |
| 256QAM | 6 | 0 | 17.65 | 17.86 | 17.81 | 0-5 | 0 |
| | 1 | 0 | 18.08 | 18.06 | 18.00 | | 0 |
| | 1 | 2 | 18.21 | 18.05 | 18.07 | | 0 |
| | 1 | 5 | 18.11 | 18.04 | 18.06 | 0-5 | 0 |
| | 3 | 0 | 18.04 | 18.13 | 18.04 | | 0 |
| | 3 | 2 | 18.18 | 18.21 | 18.12 | | 0 |
| 3 | 3 | 18.13 | 18.15 | 18.08 | 0 | | |
| 6 | 0 | 18.03 | 18.04 | 17.85 | 0 | | |



| | | | | |
|---|---|--------------------------------------|---|--|
| FCC ID A3LSMN976U |  PCTEST ENGINEERING LABORATORY, INC. | SAR EVALUATION REPORT |  | Approved by: Quality Manager |
| Document S/N: 1M1909040147-01.A3L | Test Dates: 09/10/19 – 11/06/19 | DUT Type: Portable Handset | Page 64 of 212 | |

Table 9-57
LTE Band 25 (PCS) Reduced Conducted Powers - 20 MHz Bandwidth – Proximity Sensor and/or Earjack Active

| LTE Band 25 (PCS) 20 MHz Bandwidth | | | | | | | |
|---------------------------------------|---------|-----------|-----------------------|-----------------------|-----------------------|------------------------------|----------|
| Modulation | RB Size | RB Offset | Low Channel | Mid Channel | High Channel | MPR Allowed per 3GPP [dB] | MPR [dB] |
| | | | 26140 (1860.0 MHz) | 26365 (1882.5 MHz) | 26590 (1905.0 MHz) | | |
| | | | Conducted Power [dBm] | | | | |
| QPSK | 1 | 0 | 20.83 | 20.75 | 20.60 | 0 | 0 |
| | 1 | 50 | 20.75 | 20.74 | 20.68 | | 0 |
| | 1 | 99 | 20.73 | 20.81 | 20.69 | | 0 |
| | 50 | 0 | 20.90 | 20.81 | 20.85 | 0-1 | 0 |
| | 50 | 25 | 20.94 | 20.84 | 20.86 | | 0 |
| | 50 | 50 | 20.86 | 20.92 | 20.80 | | 0 |
| | 100 | 0 | 20.82 | 20.77 | 20.81 | | 0 |
| 16QAM | 1 | 0 | 21.00 | 21.00 | 20.99 | 0-1 | 0 |
| | 1 | 50 | 20.99 | 20.95 | 21.00 | | 0 |
| | 1 | 99 | 20.91 | 20.92 | 20.97 | | 0 |
| | 50 | 0 | 20.92 | 20.83 | 20.82 | 0-2 | 0 |
| | 50 | 25 | 20.95 | 20.84 | 20.87 | | 0 |
| | 50 | 50 | 20.87 | 20.92 | 20.86 | | 0 |
| | 100 | 0 | 20.83 | 20.82 | 20.83 | | 0 |
| 64QAM | 1 | 0 | 20.80 | 21.00 | 20.96 | 0-2 | 0 |
| | 1 | 50 | 20.96 | 20.98 | 20.99 | | 0 |
| | 1 | 99 | 20.95 | 20.91 | 20.79 | | 0 |
| | 50 | 0 | 20.20 | 20.90 | 20.86 | 0-3 | 0 |
| | 50 | 25 | 20.30 | 20.91 | 20.65 | | 0 |
| | 50 | 50 | 20.48 | 20.95 | 20.14 | | 0 |
| | 100 | 0 | 20.16 | 20.78 | 20.52 | | 0 |
| 256QAM | 1 | 0 | 19.19 | 19.25 | 19.06 | 0-5 | 1 |
| | 1 | 50 | 19.45 | 19.53 | 19.49 | | 1 |
| | 1 | 99 | 19.19 | 19.22 | 19.15 | | 1 |
| | 50 | 0 | 19.32 | 19.24 | 19.22 | | 1 |
| | 50 | 25 | 19.46 | 19.27 | 19.39 | | 1 |
| | 50 | 50 | 19.36 | 19.32 | 19.33 | | 1 |
| | 100 | 0 | 19.35 | 19.22 | 19.29 | | 1 |

Table 9-58
LTE Band 25 (PCS) Reduced Conducted Powers - 15 MHz Bandwidth – Proximity Sensor and/or Earjack Active

| LTE Band 25 (PCS) 15 MHz Bandwidth | | | | | | | |
|---------------------------------------|---------|-----------|-----------------------|-----------------------|-----------------------|------------------------------|----------|
| Modulation | RB Size | RB Offset | Low Channel | Mid Channel | High Channel | MPR Allowed per 3GPP [dB] | MPR [dB] |
| | | | 26115 (1857.5 MHz) | 26365 (1882.5 MHz) | 26615 (1907.5 MHz) | | |
| | | | Conducted Power [dBm] | | | | |
| QPSK | 1 | 0 | 20.50 | 20.72 | 20.90 | 0 | 0 |
| | 1 | 36 | 20.87 | 20.84 | 20.94 | | 0 |
| | 1 | 74 | 20.66 | 20.78 | 20.86 | | 0 |
| | 36 | 0 | 20.82 | 20.80 | 20.84 | 0-1 | 0 |
| | 36 | 18 | 20.97 | 20.98 | 20.98 | | 0 |
| | 36 | 37 | 20.93 | 20.98 | 20.93 | | 0 |
| | 75 | 0 | 20.84 | 20.81 | 20.84 | | 0 |
| 16QAM | 1 | 0 | 20.66 | 20.88 | 20.92 | 0-1 | 0 |
| | 1 | 36 | 20.71 | 20.99 | 21.00 | | 0 |
| | 1 | 74 | 20.75 | 20.97 | 20.97 | | 0 |
| | 36 | 0 | 20.81 | 20.82 | 20.89 | 0-2 | 0 |
| | 36 | 18 | 20.97 | 21.00 | 20.72 | | 0 |
| | 36 | 37 | 20.92 | 20.98 | 21.00 | | 0 |
| | 75 | 0 | 20.91 | 20.89 | 20.88 | | 0 |
| 64QAM | 1 | 0 | 20.74 | 20.84 | 20.74 | 0-2 | 0 |
| | 1 | 36 | 20.60 | 20.75 | 20.73 | | 0 |
| | 1 | 74 | 20.85 | 20.74 | 20.60 | | 0 |
| | 36 | 0 | 20.24 | 20.65 | 20.36 | 0-3 | 0 |
| | 36 | 18 | 20.32 | 20.71 | 20.20 | | 0 |
| | 36 | 37 | 20.34 | 20.80 | 20.27 | | 0 |
| | 75 | 0 | 20.30 | 20.68 | 20.40 | | 0 |
| 256QAM | 1 | 0 | 19.46 | 19.29 | 19.30 | 0-5 | 1 |
| | 1 | 36 | 19.50 | 19.45 | 19.55 | | 1 |
| | 1 | 74 | 19.40 | 19.53 | 19.47 | | 1 |
| | 36 | 0 | 19.42 | 19.55 | 19.42 | | 1 |
| | 36 | 18 | 19.53 | 19.58 | 19.55 | | 1 |
| | 36 | 37 | 19.54 | 19.45 | 19.46 | | 1 |
| | 75 | 0 | 19.45 | 19.42 | 19.41 | | 1 |



| | | | | |
|---|--|--------------------------------------|---|--|
| FCC ID A3LSMN976U |  PCTEST <small>ENGINEERING LABORATORY, INC.</small> | SAR EVALUATION REPORT |  | Approved by: Quality Manager |
| Document S/N: 1M1909040147-01.A3L | Test Dates: 09/10/19 – 11/06/19 | DUT Type: Portable Handset | Page 65 of 212 | |

Table 9-59
LTE Band 25 (PCS) Reduced Conducted Powers - 10 MHz Bandwidth – Proximity Sensor and/or Earjack
Active

| LTE Band 25 (PCS) 10 MHz Bandwidth | | | | | | | |
|---------------------------------------|---------|-----------|-----------------------|-----------------------|-----------------------|------------------------------|----------|
| Modulation | RB Size | RB Offset | Low Channel | Mid Channel | High Channel | MPR Allowed per 3GPP [dB] | MPR [dB] |
| | | | 26090 (1855.0 MHz) | 26365 (1882.5 MHz) | 26640 (1910.0 MHz) | | |
| | | | Conducted Power [dBm] | | | | |
| QPSK | 1 | 0 | 20.62 | 20.82 | 20.64 | 0 | 0 |
| | 1 | 25 | 20.74 | 20.64 | 20.72 | | 0 |
| | 1 | 49 | 20.82 | 20.88 | 20.80 | | 0 |
| | 25 | 0 | 20.61 | 20.68 | 20.75 | 0-1 | 0 |
| | 25 | 12 | 20.70 | 20.72 | 20.65 | | 0 |
| | 25 | 25 | 20.63 | 20.71 | 20.75 | | 0 |
| 16QAM | 50 | 0 | 20.66 | 20.69 | 20.69 | 0-1 | 0 |
| | 1 | 0 | 20.79 | 20.81 | 20.77 | | 0 |
| | 1 | 25 | 20.68 | 20.83 | 20.72 | | 0 |
| | 1 | 49 | 20.89 | 20.72 | 20.79 | 0-2 | 0 |
| | 25 | 0 | 20.62 | 20.61 | 20.71 | | 0 |
| | 25 | 12 | 20.71 | 20.80 | 20.70 | | 0 |
| 64QAM | 25 | 25 | 20.66 | 20.74 | 20.65 | 0-2 | 0 |
| | 50 | 0 | 20.61 | 20.61 | 20.64 | | 0 |
| | 1 | 0 | 20.69 | 20.60 | 20.82 | | 0-2 |
| | 1 | 25 | 20.52 | 20.64 | 20.70 | 0 | |
| | 1 | 49 | 20.32 | 20.24 | 20.61 | 0-3 | |
| | 25 | 0 | 20.35 | 20.56 | 20.68 | | 0 |
| 25 | 12 | 20.46 | 20.83 | 20.70 | 0 | | |
| 256QAM | 25 | 25 | 20.58 | 20.80 | 20.64 | 0-3 | 0 |
| | 50 | 0 | 20.49 | 20.67 | 20.46 | | 0 |
| | 1 | 0 | 19.20 | 19.15 | 19.08 | | 0-5 |
| | 1 | 25 | 19.25 | 19.27 | 19.27 | 1 | |
| | 1 | 49 | 19.17 | 19.24 | 19.19 | 1 | |
| | 25 | 0 | 19.18 | 19.17 | 19.18 | 1 | |
| 25 | 12 | 19.32 | 19.31 | 19.12 | 1 | | |
| 25 | 25 | 19.15 | 19.30 | 19.15 | 1 | | |
| 50 | 0 | 19.22 | 19.18 | 19.16 | 1 | | |

Table 9-60
LTE Band 25 (PCS) Reduced Conducted Powers - 5 MHz Bandwidth – Proximity Sensor and/or Earjack
Active

| LTE Band 25 (PCS) 5 MHz Bandwidth | | | | | | | |
|--------------------------------------|---------|-----------|-----------------------|-----------------------|-----------------------|------------------------------|----------|
| Modulation | RB Size | RB Offset | Low Channel | Mid Channel | High Channel | MPR Allowed per 3GPP [dB] | MPR [dB] |
| | | | 26065 (1852.5 MHz) | 26365 (1882.5 MHz) | 26665 (1912.5 MHz) | | |
| | | | Conducted Power [dBm] | | | | |
| QPSK | 1 | 0 | 20.67 | 20.62 | 20.87 | 0 | 0 |
| | 1 | 12 | 20.62 | 20.66 | 20.83 | | 0 |
| | 1 | 24 | 20.63 | 20.74 | 20.84 | | 0 |
| | 12 | 0 | 20.71 | 20.64 | 20.64 | 0-1 | 0 |
| | 12 | 6 | 20.71 | 20.75 | 20.66 | | 0 |
| | 12 | 13 | 20.73 | 20.70 | 20.60 | | 0 |
| 16QAM | 25 | 0 | 20.70 | 20.71 | 20.59 | 0-1 | 0 |
| | 1 | 0 | 20.69 | 20.87 | 20.62 | | 0 |
| | 1 | 12 | 20.80 | 20.87 | 20.72 | | 0 |
| | 1 | 24 | 20.78 | 20.95 | 20.61 | 0-2 | 0 |
| | 12 | 0 | 20.74 | 20.74 | 20.59 | | 0 |
| | 12 | 6 | 20.74 | 20.78 | 20.62 | | 0 |
| 64QAM | 12 | 13 | 20.76 | 20.76 | 20.62 | 0-2 | 0 |
| | 25 | 0 | 20.72 | 20.74 | 20.62 | | 0 |
| | 1 | 0 | 20.30 | 20.76 | 20.73 | | 0-2 |
| | 1 | 12 | 20.67 | 20.85 | 20.76 | 0 | |
| | 1 | 24 | 20.90 | 20.84 | 20.64 | 0-3 | |
| | 12 | 0 | 20.32 | 20.67 | 20.65 | | 0 |
| 12 | 6 | 20.44 | 20.79 | 20.50 | 0 | | |
| 256QAM | 12 | 13 | 20.56 | 20.76 | 20.40 | 0-3 | 0 |
| | 25 | 0 | 20.31 | 20.80 | 20.43 | | 0 |
| | 1 | 0 | 19.36 | 19.33 | 19.18 | | 0-5 |
| | 1 | 12 | 19.29 | 19.42 | 19.27 | 1 | |
| | 1 | 24 | 19.39 | 19.44 | 19.32 | 1 | |
| | 12 | 0 | 19.32 | 19.22 | 19.31 | 1 | |
| 12 | 6 | 19.38 | 19.32 | 19.26 | 1 | | |
| 12 | 13 | 19.34 | 19.38 | 19.31 | 1 | | |
| 25 | 0 | 19.24 | 19.28 | 19.22 | 1 | | |





| | | | | |
|---|---|--------------------------------------|---|--|
| FCC ID A3LSMN976U |  PCTEST ENGINEERING LABORATORY, INC. | SAR EVALUATION REPORT |  | Approved by: Quality Manager |
| Document S/N: 1M1909040147-01.A3L | Test Dates: 09/10/19 – 11/06/19 | DUT Type: Portable Handset | Page 66 of 212 | |

Table 9-61
LTE Band 25 (PCS) Reduced Conducted Powers - 3 MHz Bandwidth – Proximity Sensor and/or Earjack
Active

| LTE Band 25 (PCS) 3 MHz Bandwidth | | | | | | | |
|--------------------------------------|---------|-----------|-----------------------|-----------------------|-----------------------|------------------------------|----------|
| Modulation | RB Size | RB Offset | Low Channel | Mid Channel | High Channel | MPR Allowed per 3GPP [dB] | MPR [dB] |
| | | | 26055 (1851.5 MHz) | 26365 (1882.5 MHz) | 26675 (1913.5 MHz) | | |
| | | | Conducted Power [dBm] | | | | |
| QPSK | 1 | 0 | 20.64 | 20.67 | 20.79 | 0 | 0 |
| | 1 | 7 | 20.85 | 20.74 | 20.88 | | 0 |
| | 1 | 14 | 20.77 | 20.76 | 20.82 | | 0 |
| | 8 | 0 | 20.66 | 20.67 | 20.71 | 0-1 | 0 |
| | 8 | 4 | 20.69 | 20.66 | 20.70 | | 0 |
| | 8 | 7 | 20.74 | 20.71 | 20.69 | | 0 |
| 16QAM | 15 | 0 | 20.66 | 20.67 | 20.74 | 0-1 | 0 |
| | 1 | 0 | 20.75 | 20.82 | 20.83 | | 0 |
| | 1 | 7 | 20.74 | 20.80 | 20.83 | | 0 |
| | 1 | 14 | 20.80 | 20.89 | 20.77 | 0-2 | 0 |
| | 8 | 0 | 20.56 | 20.66 | 20.67 | | 0 |
| | 8 | 4 | 20.60 | 20.71 | 20.68 | | 0 |
| 64QAM | 8 | 7 | 20.57 | 20.64 | 20.71 | 0-2 | 0 |
| | 15 | 0 | 20.74 | 20.70 | 20.73 | | 0 |
| | 1 | 0 | 20.60 | 20.74 | 20.97 | | 0-2 |
| | 1 | 7 | 20.69 | 20.76 | 20.84 | 0 | |
| | 1 | 14 | 20.71 | 20.63 | 20.54 | 0-3 | |
| | 8 | 0 | 20.45 | 20.79 | 20.56 | | 0 |
| 8 | 4 | 20.39 | 20.85 | 20.48 | 0 | | |
| 256QAM | 8 | 7 | 20.43 | 20.83 | 20.60 | 0-3 | 0 |
| | 15 | 0 | 20.31 | 20.84 | 20.44 | | 0 |
| | 1 | 0 | 19.27 | 19.41 | 19.45 | | 0-5 |
| | 1 | 7 | 19.41 | 19.47 | 19.36 | 1 | |
| | 1 | 14 | 19.51 | 19.39 | 19.33 | 1 | |
| | 8 | 0 | 19.43 | 19.42 | 19.35 | 1 | |
| 8 | 4 | 19.19 | 19.36 | 19.24 | 1 | | |
| 8 | 7 | 19.32 | 19.28 | 19.36 | 1 | | |
| 15 | 0 | 19.24 | 19.34 | 19.23 | 1 | | |

Table 9-62
LTE Band 25 (PCS) Reduced Conducted Powers -1.4 MHz Bandwidth – Proximity Sensor and/or Earjack
Active

| LTE Band 25 (PCS) 1.4 MHz Bandwidth | | | | | | | | |
|--|---------|-----------|-----------------------|-----------------------|-----------------------|------------------------------|----------|---|
| Modulation | RB Size | RB Offset | Low Channel | Mid Channel | High Channel | MPR Allowed per 3GPP [dB] | MPR [dB] | |
| | | | 26047 (1850.7 MHz) | 26365 (1882.5 MHz) | 26683 (1914.3 MHz) | | | |
| | | | Conducted Power [dBm] | | | | | |
| QPSK | 1 | 0 | 20.67 | 20.77 | 20.84 | 0 | 0 | |
| | 1 | 2 | 20.78 | 20.79 | 20.90 | | 0 | |
| | 1 | 5 | 20.73 | 20.80 | 20.86 | | 0 | |
| | 3 | 0 | 20.80 | 20.78 | 20.74 | 0-1 | 0 | |
| | 3 | 2 | 20.89 | 20.85 | 20.79 | | 0 | |
| | 3 | 3 | 20.88 | 20.82 | 20.78 | | 0 | |
| 16QAM | 6 | 0 | 20.92 | 20.84 | 20.80 | 0-1 | 0 | |
| | 1 | 0 | 20.98 | 20.56 | 20.89 | | 0 | |
| | 1 | 2 | 21.00 | 20.67 | 20.97 | | 0 | |
| | 1 | 5 | 20.85 | 20.64 | 20.98 | 0-1 | 0 | |
| | 3 | 0 | 20.90 | 20.97 | 20.82 | | 0 | |
| | 3 | 2 | 20.99 | 20.96 | 20.95 | | 0 | |
| 64QAM | 3 | 3 | 20.91 | 21.00 | 20.90 | 0-2 | 0 | |
| | 6 | 0 | 20.94 | 20.80 | 20.75 | | 0 | |
| | 1 | 0 | 20.66 | 20.69 | 20.83 | | 0-2 | 0 |
| | 1 | 2 | 20.74 | 20.78 | 20.84 | 0 | | |
| | 1 | 5 | 20.50 | 20.68 | 20.58 | 0 | | |
| | 3 | 0 | 20.50 | 20.99 | 20.44 | 0 | | |
| 3 | 2 | 20.43 | 20.81 | 20.55 | 0 | | | |
| 3 | 3 | 20.41 | 20.65 | 20.30 | 0 | | | |
| 256QAM | 6 | 0 | 20.44 | 20.86 | 20.40 | 0-3 | 0 | |
| | 1 | 0 | 19.38 | 19.30 | 19.41 | | 0-5 | 1 |
| | 1 | 2 | 19.32 | 19.33 | 19.26 | | | 1 |
| | 1 | 5 | 19.26 | 19.42 | 19.31 | 1 | | |
| | 3 | 0 | 19.42 | 19.32 | 19.22 | 1 | | |
| | 3 | 2 | 19.28 | 19.29 | 19.36 | 1 | | |
| 3 | 3 | 19.41 | 19.22 | 19.28 | 1 | | | |
| 6 | 0 | 19.26 | 19.31 | 19.25 | 1 | | | |

| | | | | |
|---|--|--------------------------------------|---|--|
| FCC ID A3LSMN976U |  PCTEST <small>ENGINEERING LABORATORY, INC.</small> | SAR EVALUATION REPORT |  | Approved by: Quality Manager |
| Document S/N: 1M1909040147-01.A3L | Test Dates: 09/10/19 – 11/06/19 | DUT Type: Portable Handset | Page 67 of 212 | |

9.3.9

LTE Band 2

Table 9-63
LTE Band 2 (PCS) Maximum Conducted Powers - 20 MHz Bandwidth

| LTE Band 2 (PCS) 20 MHz Bandwidth | | | | | | | | |
|--------------------------------------|---------|-----------|-----------------------|-----------------------|-----------------------|------------------------------|----------|---|
| Modulation | RB Size | RB Offset | Low Channel | Mid Channel | High Channel | MPR Allowed per 3GPP [dB] | MPR [dB] | |
| | | | 18700 (1860.0 MHz) | 18900 (1880.0 MHz) | 19100 (1900.0 MHz) | | | |
| Conducted Power [dBm] | | | | | | | | |
| QPSK | 1 | 0 | 23.94 | 23.97 | 24.19 | 0 | 0 | |
| | 1 | 50 | 23.98 | 23.94 | 24.17 | | 0 | |
| | 1 | 99 | 24.00 | 24.03 | 24.15 | | 0 | |
| | 50 | 0 | 23.08 | 22.94 | 23.11 | 0-1 | 1 | |
| | 50 | 25 | 23.16 | 23.02 | 23.20 | | 1 | |
| | 50 | 50 | 23.09 | 23.10 | 23.11 | | 1 | |
| 16QAM | 100 | 0 | 23.10 | 22.97 | 23.09 | 0-1 | 1 | |
| | 1 | 0 | 23.18 | 23.36 | 23.21 | | 0-1 | 1 |
| | 1 | 50 | 23.33 | 23.34 | 23.26 | | | 1 |
| | 1 | 99 | 23.32 | 23.36 | 23.24 | 0-2 | | 1 |
| | 50 | 0 | 22.08 | 21.93 | 22.12 | | 2 | |
| | 50 | 25 | 22.13 | 22.10 | 22.22 | | 2 | |
| 64QAM | 50 | 50 | 22.12 | 22.09 | 22.14 | 0-2 | 2 | |
| | 100 | 0 | 22.03 | 22.05 | 22.08 | | 2 | |
| | 1 | 0 | 21.90 | 22.49 | 22.62 | | 0-2 | 2 |
| | 1 | 50 | 22.52 | 22.55 | 22.57 | 0-3 | | 2 |
| | 1 | 99 | 22.40 | 22.49 | 22.12 | | | 2 |
| | 50 | 0 | 20.53 | 21.01 | 21.13 | | 0-3 | 3 |
| 50 | 25 | 20.77 | 21.16 | 21.18 | 3 | | | |
| 50 | 50 | 20.96 | 21.15 | 20.93 | 3 | | | |
| 256QAM | 100 | 0 | 20.72 | 21.00 | 21.09 | 0-5 | 3 | |
| | 1 | 0 | 19.30 | 19.46 | 19.32 | | 0-5 | 5 |
| | 1 | 50 | 19.50 | 19.86 | 19.62 | | | 5 |
| | 1 | 99 | 19.46 | 19.64 | 19.50 | 0-5 | | 5 |
| | 50 | 0 | 19.48 | 19.59 | 19.35 | | 5 | |
| | 50 | 25 | 19.50 | 19.71 | 19.64 | | 5 | |
| 50 | 50 | 19.46 | 19.70 | 19.61 | 0-5 | 5 | | |
| 100 | 0 | 19.50 | 19.64 | 19.58 | | 5 | | |

Table 9-64
LTE Band 2 (PCS) Maximum Conducted Powers - 15 MHz Bandwidth

| LTE Band 2 (PCS) 15 MHz Bandwidth | | | | | | | | |
|--------------------------------------|---------|-----------|-----------------------|-----------------------|-----------------------|------------------------------|----------|---|
| Modulation | RB Size | RB Offset | Low Channel | Mid Channel | High Channel | MPR Allowed per 3GPP [dB] | MPR [dB] | |
| | | | 18675 (1857.5 MHz) | 18900 (1880.0 MHz) | 19125 (1902.5 MHz) | | | |
| Conducted Power [dBm] | | | | | | | | |
| QPSK | 1 | 0 | 23.86 | 23.94 | 24.04 | 0 | 0 | |
| | 1 | 36 | 24.13 | 24.12 | 24.15 | | 0 | |
| | 1 | 74 | 24.01 | 24.02 | 24.08 | | 0 | |
| | 36 | 0 | 23.09 | 23.03 | 23.20 | 0-1 | 1 | |
| | 36 | 18 | 23.17 | 23.19 | 23.33 | | 1 | |
| | 36 | 37 | 23.07 | 23.19 | 23.21 | | 1 | |
| 16QAM | 75 | 0 | 23.05 | 23.06 | 23.17 | 0-1 | 1 | |
| | 1 | 0 | 23.11 | 22.95 | 23.41 | | 0-1 | 1 |
| | 1 | 36 | 23.38 | 23.06 | 23.49 | | | 1 |
| | 1 | 74 | 22.99 | 23.07 | 23.48 | 0-2 | | 1 |
| | 36 | 0 | 22.17 | 22.05 | 22.22 | | 2 | |
| | 36 | 18 | 22.28 | 22.19 | 22.34 | | 2 | |
| 64QAM | 36 | 37 | 22.17 | 22.24 | 22.25 | 0-2 | 2 | |
| | 75 | 0 | 22.05 | 22.13 | 22.25 | | 2 | |
| | 1 | 0 | 21.87 | 21.90 | 22.51 | | 0-2 | 2 |
| | 1 | 36 | 21.96 | 22.12 | 22.64 | 0-3 | | 2 |
| | 1 | 74 | 22.35 | 21.97 | 22.40 | | | 2 |
| | 36 | 0 | 20.66 | 21.15 | 21.31 | | 0-3 | 3 |
| 36 | 18 | 20.53 | 21.24 | 21.42 | 3 | | | |
| 36 | 37 | 20.80 | 21.30 | 21.15 | 3 | | | |
| 256QAM | 75 | 0 | 20.85 | 21.14 | 21.13 | 0-5 | 3 | |
| | 1 | 0 | 19.27 | 19.30 | 19.15 | | 0-5 | 5 |
| | 1 | 36 | 19.32 | 19.30 | 19.23 | | | 5 |
| | 1 | 74 | 19.24 | 19.17 | 19.32 | 0-5 | | 5 |
| | 36 | 0 | 19.26 | 19.29 | 19.28 | | 5 | |
| | 36 | 18 | 19.39 | 19.30 | 19.30 | | 5 | |
| 36 | 37 | 19.34 | 19.44 | 19.29 | 0-5 | 5 | | |
| 75 | 0 | 19.30 | 19.33 | 19.32 | | 5 | | |



| | | | | |
|--------------------------------------|--|-------------------------------|---|---------------------------------|
| FCC ID A3LSMN976U |  PCTEST ENGINEERING LABORATORY, INC. | SAR EVALUATION REPORT |  | Approved by: Quality Manager |
| Document S/N: 1M1909040147-01.A3L | Test Dates: 09/10/19 – 11/06/19 | DUT Type: Portable Handset | Page 68 of 212 | |

Table 9-65
LTE Band 2 (PCS) Maximum Conducted Powers - 10 MHz Bandwidth

| LTE Band 2 (PCS) 10 MHz Bandwidth | | | | | | | |
|--------------------------------------|---------|-----------|-----------------------|-----------------------|-----------------------|------------------------------|----------|
| Modulation | RB Size | RB Offset | Low Channel | Mid Channel | High Channel | MPR Allowed per 3GPP [dB] | MPR [dB] |
| | | | 18650 (1855.0 MHz) | 18900 (1880.0 MHz) | 19150 (1905.0 MHz) | | |
| Conducted Power [dBm] | | | | | | | |
| QPSK | 1 | 0 | 23.98 | 23.87 | 24.31 | 0 | 0 |
| | 1 | 25 | 23.93 | 24.05 | 24.32 | | 0 |
| | 1 | 49 | 23.87 | 23.95 | 24.28 | | 0 |
| | 25 | 0 | 23.24 | 23.18 | 23.34 | 0-1 | 1 |
| | 25 | 12 | 23.31 | 23.29 | 23.44 | | 1 |
| | 25 | 25 | 23.24 | 23.28 | 23.35 | | 1 |
| 16QAM | 50 | 0 | 23.32 | 23.22 | 23.39 | 0-1 | 1 |
| | 1 | 0 | 22.92 | 23.01 | 23.53 | | 1 |
| | 1 | 25 | 23.38 | 23.06 | 23.45 | | 1 |
| | 1 | 49 | 23.27 | 22.84 | 23.52 | 0-2 | 1 |
| | 25 | 0 | 22.31 | 22.30 | 22.44 | | 2 |
| | 25 | 12 | 22.40 | 22.36 | 22.45 | | 2 |
| 64QAM | 25 | 25 | 22.27 | 22.39 | 22.44 | 0-2 | 2 |
| | 50 | 0 | 22.25 | 22.26 | 22.43 | | 2 |
| | 1 | 0 | 21.87 | 21.86 | 22.61 | | 2 |
| | 1 | 25 | 21.77 | 22.03 | 22.64 | 0-2 | 2 |
| | 1 | 49 | 21.82 | 21.82 | 22.57 | | 2 |
| | 25 | 0 | 20.75 | 21.32 | 21.42 | | 3 |
| 256QAM | 25 | 12 | 20.90 | 21.40 | 21.50 | 0-3 | 3 |
| | 25 | 25 | 20.85 | 21.42 | 21.27 | | 3 |
| | 50 | 0 | 20.76 | 21.29 | 21.37 | | 3 |
| | 1 | 0 | 19.05 | 18.92 | 18.99 | 0-5 | 5 |
| | 1 | 25 | 19.21 | 19.05 | 19.23 | | 5 |
| | 1 | 49 | 19.01 | 19.03 | 18.97 | | 5 |
| 25 | 0 | 19.05 | 18.93 | 19.02 | 5 | | |
| 25 | 12 | 19.23 | 19.12 | 19.23 | 5 | | |
| 25 | 25 | 19.15 | 19.13 | 19.00 | 5 | | |
| 50 | 0 | 19.21 | 19.03 | 19.04 | 5 | | |

Table 9-66
LTE Band 2 (PCS) Maximum Conducted Powers - 5 MHz Bandwidth

| LTE Band 2 (PCS) 5 MHz Bandwidth | | | | | | | |
|-------------------------------------|---------|-----------|-----------------------|-----------------------|-----------------------|------------------------------|----------|
| Modulation | RB Size | RB Offset | Low Channel | Mid Channel | High Channel | MPR Allowed per 3GPP [dB] | MPR [dB] |
| | | | 18625 (1852.5 MHz) | 18900 (1880.0 MHz) | 19175 (1907.5 MHz) | | |
| Conducted Power [dBm] | | | | | | | |
| QPSK | 1 | 0 | 23.93 | 24.03 | 24.00 | 0 | 0 |
| | 1 | 12 | 24.09 | 23.99 | 24.07 | | 0 |
| | 1 | 24 | 23.92 | 24.01 | 23.96 | | 0 |
| | 12 | 0 | 23.09 | 23.08 | 23.24 | 0-1 | 1 |
| | 12 | 6 | 23.19 | 23.19 | 23.32 | | 1 |
| | 12 | 13 | 23.15 | 23.17 | 23.19 | | 1 |
| 16QAM | 25 | 0 | 23.14 | 23.14 | 23.25 | 0-1 | 1 |
| | 1 | 0 | 23.16 | 23.52 | 23.27 | | 1 |
| | 1 | 12 | 23.10 | 23.57 | 23.44 | | 1 |
| | 1 | 24 | 23.06 | 23.20 | 23.21 | 0-2 | 1 |
| | 12 | 0 | 22.08 | 22.13 | 22.33 | | 2 |
| | 12 | 6 | 22.24 | 22.21 | 22.42 | | 2 |
| 64QAM | 12 | 13 | 22.25 | 22.25 | 22.35 | 0-2 | 2 |
| | 25 | 0 | 22.17 | 22.12 | 22.23 | | 2 |
| | 1 | 0 | 21.89 | 22.01 | 22.08 | | 2 |
| | 1 | 12 | 21.79 | 22.11 | 22.00 | 0-2 | 2 |
| | 1 | 24 | 21.71 | 22.04 | 21.65 | | 2 |
| | 12 | 0 | 20.90 | 21.03 | 20.97 | | 3 |
| 256QAM | 12 | 6 | 20.87 | 20.93 | 21.00 | 0-3 | 3 |
| | 12 | 13 | 20.85 | 21.02 | 20.89 | | 3 |
| | 25 | 0 | 20.70 | 21.09 | 20.95 | | 3 |
| | 1 | 0 | 19.13 | 19.16 | 19.37 | 0-5 | 5 |
| | 1 | 12 | 19.28 | 19.12 | 19.32 | | 5 |
| | 1 | 24 | 19.18 | 19.11 | 19.21 | | 5 |
| 12 | 0 | 19.24 | 19.14 | 19.16 | 5 | | |
| 12 | 6 | 19.20 | 19.23 | 19.20 | 5 | | |
| 12 | 13 | 19.12 | 19.14 | 19.04 | 5 | | |
| 25 | 0 | 19.22 | 19.08 | 19.07 | 5 | | |



| | | | | |
|---|---|--------------------------------------|---|--|
| FCC ID A3LSMN976U |  PCTEST ENGINEERING LABORATORY, INC. | SAR EVALUATION REPORT |  | Approved by: Quality Manager |
| Document S/N: 1M1909040147-01.A3L | Test Dates: 09/10/19 – 11/06/19 | DUT Type: Portable Handset | Page 69 of 212 | |

Table 9-67
LTE Band 2 (PCS) Maximum Conducted Powers - 3 MHz Bandwidth

| LTE Band 2 (PCS) 3 MHz Bandwidth | | | | | | | |
|-------------------------------------|---------|-----------|-----------------------|-----------------------|-----------------------|------------------------------|----------|
| Modulation | RB Size | RB Offset | Low Channel | Mid Channel | High Channel | MPR Allowed per 3GPP [dB] | MPR [dB] |
| | | | 18615 (1851.5 MHz) | 18900 (1880.0 MHz) | 19185 (1908.5 MHz) | | |
| Conducted Power [dBm] | | | | | | | |
| QPSK | 1 | 0 | 24.00 | 23.76 | 23.77 | 0 | 0 |
| | 1 | 7 | 23.95 | 23.86 | 23.48 | | 0 |
| | 1 | 14 | 24.12 | 23.79 | 23.72 | | 0 |
| | 8 | 0 | 23.16 | 23.04 | 22.84 | 0-1 | 1 |
| | 8 | 4 | 23.27 | 23.01 | 22.94 | | 1 |
| | 8 | 7 | 23.20 | 22.90 | 22.81 | | 1 |
| 16QAM | 15 | 0 | 23.24 | 22.72 | 22.88 | 0-1 | 1 |
| | 1 | 0 | 23.15 | 22.62 | 23.07 | | 1 |
| | 1 | 7 | 23.28 | 22.63 | 23.31 | | 1 |
| | 1 | 14 | 23.40 | 22.56 | 22.99 | 0-2 | 1 |
| | 8 | 0 | 22.05 | 21.53 | 21.88 | | 2 |
| | 8 | 4 | 22.17 | 21.87 | 21.93 | | 2 |
| 64QAM | 8 | 7 | 22.20 | 21.60 | 21.84 | 0-2 | 2 |
| | 15 | 0 | 22.29 | 21.71 | 21.92 | | 2 |
| | 1 | 0 | 21.96 | 21.58 | 22.22 | | 2 |
| | 1 | 7 | 21.79 | 21.66 | 22.15 | 0-2 | 2 |
| | 1 | 14 | 21.93 | 21.69 | 22.07 | | 2 |
| | 8 | 0 | 20.71 | 20.83 | 20.69 | | 3 |
| 256QAM | 8 | 4 | 20.74 | 20.97 | 20.72 | 0-3 | 3 |
| | 8 | 7 | 20.63 | 20.96 | 20.65 | | 3 |
| | 15 | 0 | 20.72 | 20.85 | 20.60 | | 3 |
| | 1 | 0 | 19.25 | 19.15 | 19.18 | 0-5 | 5 |
| | 1 | 7 | 19.24 | 19.19 | 19.11 | | 5 |
| | 1 | 14 | 19.17 | 19.14 | 19.06 | | 5 |
| 8 | 0 | 19.17 | 19.11 | 19.12 | 5 | | |
| 8 | 4 | 19.19 | 19.15 | 19.12 | 5 | | |
| 8 | 7 | 19.04 | 19.11 | 19.05 | 5 | | |
| 15 | 0 | 19.15 | 19.09 | 19.08 | 5 | | |

Table 9-68
LTE Band 2 (PCS) Maximum Conducted Powers -1.4 MHz Bandwidth

| LTE Band 2 (PCS) 1.4 MHz Bandwidth | | | | | | | |
|---------------------------------------|---------|-----------|-----------------------|-----------------------|-----------------------|------------------------------|----------|
| Modulation | RB Size | RB Offset | Low Channel | Mid Channel | High Channel | MPR Allowed per 3GPP [dB] | MPR [dB] |
| | | | 18607 (1850.7 MHz) | 18900 (1880.0 MHz) | 19193 (1909.3 MHz) | | |
| Conducted Power [dBm] | | | | | | | |
| QPSK | 1 | 0 | 23.94 | 23.85 | 23.91 | 0 | 0 |
| | 1 | 2 | 23.88 | 23.92 | 24.01 | | 0 |
| | 1 | 5 | 24.02 | 23.85 | 23.92 | | 0 |
| | 3 | 0 | 23.91 | 24.02 | 24.12 | | 0 |
| | 3 | 2 | 23.89 | 23.99 | 24.15 | | 0 |
| | 3 | 3 | 23.94 | 23.87 | 24.09 | | 0 |
| 16QAM | 6 | 0 | 22.89 | 22.93 | 22.99 | 0-1 | 1 |
| | 1 | 0 | 22.80 | 22.96 | 23.08 | | 1 |
| | 1 | 2 | 22.89 | 22.69 | 23.13 | | 1 |
| | 1 | 5 | 22.93 | 22.85 | 23.03 | 0-1 | 1 |
| | 3 | 0 | 22.84 | 23.21 | 23.02 | | 1 |
| | 3 | 2 | 22.82 | 23.30 | 23.27 | | 1 |
| 64QAM | 3 | 3 | 22.97 | 23.32 | 23.04 | 0-2 | 1 |
| | 6 | 0 | 21.91 | 21.95 | 22.01 | | 2 |
| | 1 | 0 | 21.98 | 21.82 | 21.89 | | 2 |
| | 1 | 2 | 21.94 | 21.88 | 21.87 | 0-2 | 2 |
| | 1 | 5 | 21.89 | 21.76 | 21.86 | | 2 |
| | 3 | 0 | 21.94 | 22.02 | 21.78 | | 2 |
| 256QAM | 3 | 2 | 21.93 | 22.03 | 21.87 | 0-3 | 2 |
| | 3 | 3 | 21.91 | 22.04 | 21.98 | | 2 |
| | 6 | 0 | 20.97 | 21.02 | 21.11 | | 3 |
| | 1 | 0 | 19.22 | 19.12 | 19.23 | 0-5 | 5 |
| | 1 | 2 | 19.25 | 19.13 | 19.23 | | 5 |
| | 1 | 5 | 19.10 | 19.15 | 19.08 | | 5 |
| 3 | 0 | 19.23 | 19.21 | 19.16 | 5 | | |
| 3 | 2 | 19.20 | 19.27 | 19.25 | 5 | | |
| 3 | 3 | 19.17 | 19.20 | 19.12 | 5 | | |
| 6 | 0 | 19.11 | 18.97 | 19.05 | 5 | | |



| | | | | |
|---|---|--------------------------------------|---|--|
| FCC ID A3LSMN976U |  PCTEST ENGINEERING LABORATORY, INC. | SAR EVALUATION REPORT |  | Approved by: Quality Manager |
| Document S/N: 1M1909040147-01.A3L | Test Dates: 09/10/19 – 11/06/19 | DUT Type: Portable Handset | Page 70 of 212 | |

Table 9-69
LTE Band 2 (PCS) Reduced Conducted Powers - 20 MHz Bandwidth – Hotspot Mode Active/5G NR and Hotspot Mode Active

| LTE Band 2 (PCS) 20 MHz Bandwidth | | | | | | | |
|--------------------------------------|---------|-----------|-----------------------|-----------------------|-----------------------|---------------------------|----------|
| Modulation | RB Size | RB Offset | Low Channel | Mid Channel | High Channel | MPR Allowed per 3GPP [dB] | MPR [dB] |
| | | | 18700 (1860.0 MHz) | 18900 (1880.0 MHz) | 19100 (1900.0 MHz) | | |
| Conducted Power [dBm] | | | | | | | |
| QPSK | 1 | 0 | 17.83 | 18.02 | 18.02 | 0 | 0 |
| | 1 | 50 | 17.78 | 18.05 | 18.06 | | 0 |
| | 1 | 99 | 17.81 | 18.03 | 18.02 | | 0 |
| | 50 | 0 | 17.99 | 17.91 | 18.04 | 0-1 | 0 |
| | 50 | 25 | 18.10 | 18.02 | 18.12 | | 0 |
| | 50 | 50 | 18.05 | 18.04 | 18.08 | | 0 |
| 16QAM | 100 | 0 | 17.94 | 17.99 | 18.04 | 0-1 | 0 |
| | 1 | 0 | 18.42 | 18.38 | 18.19 | | 0 |
| | 1 | 50 | 18.28 | 18.46 | 18.20 | | 0 |
| | 1 | 99 | 18.30 | 18.49 | 18.23 | 0-2 | 0 |
| | 50 | 0 | 17.97 | 17.96 | 17.94 | | 0 |
| | 50 | 25 | 17.99 | 18.10 | 17.98 | | 0 |
| 64QAM | 50 | 50 | 17.98 | 18.13 | 18.03 | 0-2 | 0 |
| | 100 | 0 | 17.96 | 17.92 | 18.03 | | 0 |
| | 1 | 0 | 18.34 | 18.22 | 18.14 | | 0-3 |
| | 1 | 50 | 18.34 | 18.31 | 18.09 | 0 | |
| | 1 | 99 | 18.40 | 18.32 | 18.16 | 0 | |
| | 256QAM | 50 | 0 | 17.96 | 18.00 | 17.99 | 0-3 |
| 50 | | 25 | 18.03 | 18.11 | 18.12 | 0 | |
| 50 | | 50 | 17.98 | 18.15 | 18.03 | 0 | |
| 100 | | 0 | 17.99 | 18.02 | 18.04 | 0-5 | 0 |
| 1 | | 0 | 17.96 | 18.14 | 18.05 | | 0 |
| 1 | | 50 | 18.22 | 18.32 | 18.17 | | 0 |
| 256QAM | 1 | 99 | 18.31 | 18.26 | 18.02 | 0-5 | 0 |
| | 50 | 0 | 18.13 | 18.07 | 18.01 | | 0 |
| | 50 | 25 | 18.22 | 18.21 | 18.32 | | 0 |
| | 50 | 50 | 18.25 | 18.13 | 18.13 | 0 | |
| | 100 | 0 | 18.21 | 18.21 | 18.18 | 0 | |

Table 9-70
LTE Band 2 (PCS) Reduced Conducted Powers - 15 MHz Bandwidth – Hotspot Mode Active/5G NR and Hotspot Mode Active

| LTE Band 2 (PCS) 15 MHz Bandwidth | | | | | | | |
|--------------------------------------|---------|-----------|-----------------------|-----------------------|-----------------------|---------------------------|----------|
| Modulation | RB Size | RB Offset | Low Channel | Mid Channel | High Channel | MPR Allowed per 3GPP [dB] | MPR [dB] |
| | | | 18675 (1857.5 MHz) | 18900 (1880.0 MHz) | 19125 (1902.5 MHz) | | |
| Conducted Power [dBm] | | | | | | | |
| QPSK | 1 | 0 | 17.57 | 17.92 | 18.00 | 0 | 0 |
| | 1 | 36 | 17.94 | 18.02 | 18.11 | | 0 |
| | 1 | 74 | 17.63 | 17.98 | 17.98 | | 0 |
| | 36 | 0 | 17.97 | 17.98 | 18.09 | 0-1 | 0 |
| | 36 | 18 | 18.07 | 18.09 | 18.18 | | 0 |
| | 36 | 37 | 17.99 | 18.11 | 18.08 | | 0 |
| 16QAM | 75 | 0 | 17.95 | 17.95 | 18.08 | 0-1 | 0 |
| | 1 | 0 | 17.94 | 18.31 | 18.22 | | 0 |
| | 1 | 36 | 18.01 | 18.33 | 18.27 | | 0 |
| | 1 | 74 | 17.54 | 18.27 | 18.10 | 0-2 | 0 |
| | 36 | 0 | 17.96 | 17.94 | 18.10 | | 0 |
| | 36 | 18 | 18.09 | 18.09 | 18.25 | | 0 |
| 64QAM | 36 | 37 | 17.98 | 18.11 | 18.16 | 0-2 | 0 |
| | 75 | 0 | 18.03 | 17.99 | 18.04 | | 0 |
| | 1 | 0 | 18.18 | 18.34 | 18.27 | | 0 |
| | 1 | 36 | 18.20 | 18.17 | 18.22 | 0-3 | 0 |
| | 1 | 74 | 17.59 | 18.35 | 18.26 | | 0 |
| | 36 | 0 | 18.10 | 18.07 | 18.08 | | 0 |
| 256QAM | 36 | 18 | 18.16 | 18.17 | 18.19 | 0-3 | 0 |
| | 36 | 37 | 18.11 | 18.20 | 18.13 | | 0 |
| | 75 | 0 | 18.04 | 17.93 | 18.15 | | 0 |
| | 1 | 0 | 18.24 | 18.14 | 18.06 | 0-5 | 0 |
| | 1 | 36 | 18.33 | 18.32 | 18.04 | | 0 |
| | 1 | 74 | 18.20 | 18.00 | 18.19 | | 0 |
| 256QAM | 36 | 0 | 18.09 | 18.15 | 18.08 | 0-5 | 0 |
| | 36 | 18 | 18.26 | 18.21 | 18.23 | | 0 |
| | 36 | 37 | 18.15 | 18.23 | 18.23 | | 0 |
| | 75 | 0 | 18.19 | 18.07 | 18.11 | | 0 |



| | | | | |
|---|---|--------------------------------------|---|--|
| FCC ID A3LSMN976U |  PCTEST ENGINEERING LABORATORY, INC. | SAR EVALUATION REPORT |  | Approved by: Quality Manager |
| Document S/N: 1M1909040147-01.A3L | Test Dates: 09/10/19 – 11/06/19 | DUT Type: Portable Handset | Page 71 of 212 | |

Table 9-71
LTE Band 2 (PCS) Reduced Conducted Powers - 10 MHz Bandwidth – Hotspot Mode Active/5G NR and Hotspot Mode Active

| LTE Band 2 (PCS) 10 MHz Bandwidth | | | | | | | |
|--------------------------------------|---------|-----------|-----------------------|-----------------------|-----------------------|---------------------------|----------|
| Modulation | RB Size | RB Offset | Low Channel | Mid Channel | High Channel | MPR Allowed per 3GPP [dB] | MPR [dB] |
| | | | 18650 (1855.0 MHz) | 18900 (1880.0 MHz) | 19150 (1905.0 MHz) | | |
| Conducted Power [dBm] | | | | | | | |
| QPSK | 1 | 0 | 17.48 | 17.69 | 18.04 | 0 | 0 |
| | 1 | 25 | 17.68 | 17.90 | 18.03 | | 0 |
| | 1 | 49 | 17.48 | 17.79 | 17.97 | | 0 |
| | 25 | 0 | 17.99 | 17.95 | 18.07 | 0-1 | 0 |
| | 25 | 12 | 18.06 | 18.04 | 18.12 | | 0 |
| | 25 | 25 | 17.96 | 18.00 | 18.05 | | 0 |
| 16QAM | 1 | 0 | 18.02 | 17.95 | 18.09 | 0-1 | 0 |
| | 1 | 25 | 17.93 | 17.68 | 18.31 | | 0 |
| | 1 | 49 | 18.08 | 17.70 | 18.21 | | 0 |
| | 25 | 0 | 18.00 | 18.00 | 18.14 | 0-2 | 0 |
| | 25 | 12 | 18.06 | 18.06 | 18.17 | | 0 |
| | 25 | 25 | 17.97 | 18.09 | 18.15 | | 0 |
| 64QAM | 50 | 0 | 17.96 | 17.99 | 18.10 | 0-2 | 0 |
| | 1 | 0 | 17.75 | 17.89 | 18.41 | | 0 |
| | 1 | 25 | 18.03 | 17.93 | 18.27 | | 0 |
| | 1 | 49 | 17.61 | 17.61 | 18.19 | 0-3 | 0 |
| | 25 | 0 | 18.02 | 18.05 | 18.12 | | 0 |
| | 25 | 12 | 18.19 | 18.10 | 18.25 | | 0 |
| 256QAM | 25 | 25 | 18.10 | 18.17 | 18.13 | 0-3 | 0 |
| | 50 | 0 | 18.07 | 18.05 | 18.11 | | 0 |
| | 1 | 0 | 17.82 | 17.96 | 17.88 | | 0-5 |
| | 1 | 25 | 17.96 | 17.92 | 17.84 | 0 | |
| | 1 | 49 | 17.99 | 17.87 | 18.00 | 0 | |
| | 25 | 0 | 18.00 | 17.88 | 17.93 | 0 | |
| 25 | 12 | 18.11 | 17.86 | 18.11 | 0 | | |
| 25 | 25 | 18.03 | 17.95 | 17.97 | 0 | | |
| 50 | 0 | 18.01 | 17.96 | 17.99 | 0 | | |

Table 9-72
LTE Band 2 (PCS) Reduced Conducted Powers - 5 MHz Bandwidth – Hotspot Mode Active/5G NR and Hotspot Mode Active

| LTE Band 2 (PCS) 5 MHz Bandwidth | | | | | | | |
|-------------------------------------|---------|-----------|-----------------------|-----------------------|-----------------------|---------------------------|----------|
| Modulation | RB Size | RB Offset | Low Channel | Mid Channel | High Channel | MPR Allowed per 3GPP [dB] | MPR [dB] |
| | | | 18625 (1852.5 MHz) | 18900 (1880.0 MHz) | 19175 (1907.5 MHz) | | |
| Conducted Power [dBm] | | | | | | | |
| QPSK | 1 | 0 | 17.87 | 17.84 | 17.90 | 0 | 0 |
| | 1 | 12 | 17.72 | 17.90 | 18.07 | | 0 |
| | 1 | 24 | 17.67 | 17.85 | 17.90 | | 0 |
| | 12 | 0 | 17.87 | 17.82 | 17.93 | 0-1 | 0 |
| | 12 | 6 | 17.97 | 18.01 | 17.93 | | 0 |
| | 12 | 13 | 17.85 | 17.90 | 17.88 | | 0 |
| 16QAM | 25 | 0 | 17.89 | 17.81 | 17.96 | 0-1 | 0 |
| | 1 | 0 | 17.89 | 17.91 | 18.27 | | 0 |
| | 1 | 12 | 18.12 | 18.04 | 18.44 | | 0 |
| | 1 | 24 | 17.87 | 17.87 | 18.26 | 0-2 | 0 |
| | 12 | 0 | 17.99 | 17.90 | 17.95 | | 0 |
| | 12 | 6 | 17.99 | 18.00 | 18.05 | | 0 |
| 64QAM | 12 | 13 | 17.92 | 17.95 | 17.94 | 0-2 | 0 |
| | 25 | 0 | 17.90 | 17.84 | 17.93 | | 0 |
| | 1 | 0 | 17.73 | 18.10 | 17.79 | | 0 |
| | 1 | 12 | 17.74 | 18.02 | 17.99 | 0-3 | 0 |
| | 1 | 24 | 17.90 | 18.10 | 17.77 | | 0 |
| | 12 | 0 | 17.93 | 17.88 | 17.97 | | 0 |
| 256QAM | 12 | 6 | 18.00 | 18.02 | 18.05 | 0-3 | 0 |
| | 12 | 13 | 17.87 | 17.98 | 17.97 | | 0 |
| | 25 | 0 | 17.85 | 17.82 | 18.07 | | 0 |
| | 1 | 0 | 18.11 | 18.15 | 17.99 | 0-5 | 0 |
| | 1 | 12 | 18.04 | 18.09 | 18.05 | | 0 |
| | 1 | 24 | 18.00 | 18.11 | 18.09 | | 0 |
| 12 | 0 | 18.01 | 18.21 | 18.06 | 0 | | |
| 12 | 6 | 18.08 | 18.05 | 18.05 | 0 | | |
| 12 | 13 | 18.09 | 18.15 | 17.95 | 0 | | |
| 25 | 0 | 18.20 | 18.10 | 17.98 | 0 | | |



| | | | | |
|---|---|--------------------------------------|---|--|
| FCC ID A3LSMN976U |  PCTEST ENGINEERING LABORATORY, INC. | SAR EVALUATION REPORT |  | Approved by: Quality Manager |
| Document S/N: 1M1909040147-01.A3L | Test Dates: 09/10/19 – 11/06/19 | DUT Type: Portable Handset | Page 72 of 212 | |

Table 9-73
LTE Band 2 (PCS) Reduced Conducted Powers - 3 MHz Bandwidth – Hotspot Mode Active/5G NR and Hotspot Mode Active

| LTE Band 2 (PCS) 3 MHz Bandwidth | | | | | | | |
|-------------------------------------|---------|-----------|-----------------------|-----------------------|-----------------------|---------------------------|----------|
| Modulation | RB Size | RB Offset | Low Channel | Mid Channel | High Channel | MPR Allowed per 3GPP [dB] | MPR [dB] |
| | | | 18615 (1851.5 MHz) | 18900 (1880.0 MHz) | 19185 (1908.5 MHz) | | |
| Conducted Power [dBm] | | | | | | | |
| QPSK | 1 | 0 | 17.71 | 17.83 | 17.83 | 0 | 0 |
| | 1 | 7 | 17.56 | 17.83 | 17.54 | | 0 |
| | 1 | 14 | 17.69 | 17.90 | 17.82 | | 0 |
| | 8 | 0 | 17.88 | 17.87 | 18.01 | 0-1 | 0 |
| | 8 | 4 | 17.88 | 17.88 | 17.97 | | 0 |
| | 8 | 7 | 17.78 | 17.99 | 18.01 | | 0 |
| 16QAM | 15 | 0 | 17.88 | 17.81 | 17.96 | 0-1 | 0 |
| | 1 | 0 | 17.97 | 17.67 | 18.31 | | 0 |
| | 1 | 7 | 17.93 | 17.72 | 18.31 | | 0 |
| | 1 | 14 | 17.99 | 17.61 | 18.20 | 0-2 | 0 |
| | 8 | 0 | 17.84 | 17.58 | 18.01 | | 0 |
| | 8 | 4 | 17.75 | 17.93 | 18.04 | | 0 |
| 64QAM | 8 | 7 | 17.81 | 17.68 | 18.05 | 0-2 | 0 |
| | 15 | 0 | 17.96 | 17.78 | 18.05 | | 0 |
| | 1 | 0 | 17.83 | 17.65 | 18.18 | | 0 |
| | 1 | 7 | 17.96 | 17.80 | 18.25 | 0-3 | 0 |
| | 1 | 14 | 17.77 | 17.89 | 18.22 | | 0 |
| | 8 | 0 | 17.98 | 17.91 | 18.04 | | 0 |
| 256QAM | 8 | 4 | 17.84 | 18.05 | 18.11 | 0-3 | 0 |
| | 8 | 7 | 17.95 | 18.01 | 17.98 | | 0 |
| | 15 | 0 | 17.89 | 17.86 | 18.00 | | 0 |
| | 1 | 0 | 18.11 | 18.06 | 18.08 | 0-5 | 0 |
| | 1 | 7 | 18.08 | 18.10 | 18.06 | | 0 |
| | 1 | 14 | 17.99 | 18.17 | 17.94 | | 0 |
| 256QAM | 8 | 0 | 18.07 | 18.14 | 18.02 | 0-5 | 0 |
| | 8 | 4 | 17.94 | 18.11 | 18.00 | | 0 |
| | 8 | 7 | 18.20 | 18.13 | 18.07 | | 0 |
| | 15 | 0 | 18.09 | 18.06 | 18.12 | 0 | |

Table 9-74
LTE Band 2 (PCS) Reduced Conducted Powers -1.4 MHz Bandwidth – Hotspot Mode Active/5G NR and Hotspot Mode Active

| LTE Band 2 (PCS) 1.4 MHz Bandwidth | | | | | | | |
|---------------------------------------|---------|-----------|-----------------------|-----------------------|-----------------------|---------------------------|----------|
| Modulation | RB Size | RB Offset | Low Channel | Mid Channel | High Channel | MPR Allowed per 3GPP [dB] | MPR [dB] |
| | | | 18607 (1850.7 MHz) | 18900 (1880.0 MHz) | 19193 (1909.3 MHz) | | |
| Conducted Power [dBm] | | | | | | | |
| QPSK | 1 | 0 | 17.68 | 17.68 | 17.91 | 0 | 0 |
| | 1 | 2 | 17.58 | 17.74 | 17.98 | | 0 |
| | 1 | 5 | 17.68 | 17.71 | 17.96 | | 0 |
| | 3 | 0 | 17.82 | 17.93 | 17.74 | 0-1 | 0 |
| | 3 | 2 | 17.78 | 17.94 | 17.95 | | 0 |
| | 3 | 3 | 17.57 | 17.97 | 17.77 | | 0 |
| 16QAM | 6 | 0 | 17.78 | 17.85 | 17.91 | 0-1 | 0 |
| | 1 | 0 | 17.53 | 17.99 | 18.07 | | 0 |
| | 1 | 2 | 18.01 | 18.14 | 18.09 | | 0 |
| | 1 | 5 | 17.59 | 17.98 | 18.07 | 0-2 | 0 |
| | 3 | 0 | 17.94 | 17.94 | 17.93 | | 0 |
| | 3 | 2 | 18.08 | 18.03 | 17.96 | | 0 |
| 64QAM | 3 | 3 | 17.91 | 17.99 | 17.97 | 0-2 | 0 |
| | 6 | 0 | 17.74 | 17.83 | 17.95 | | 0 |
| | 1 | 0 | 18.05 | 18.18 | 18.34 | | 0 |
| | 1 | 2 | 17.79 | 18.23 | 18.37 | 0-3 | 0 |
| | 1 | 5 | 17.86 | 18.23 | 18.24 | | 0 |
| | 3 | 0 | 17.87 | 17.88 | 17.84 | | 0 |
| 256QAM | 3 | 2 | 17.80 | 17.81 | 18.04 | 0-3 | 0 |
| | 3 | 3 | 17.83 | 17.89 | 17.90 | | 0 |
| | 6 | 0 | 17.84 | 17.89 | 17.90 | | 0 |
| | 1 | 0 | 17.95 | 17.96 | 18.00 | 0-5 | 0 |
| | 1 | 2 | 18.06 | 18.00 | 17.63 | | 0 |
| | 1 | 5 | 18.01 | 17.99 | 18.10 | | 0 |
| 256QAM | 3 | 0 | 18.13 | 18.08 | 18.05 | 0-5 | 0 |
| | 3 | 2 | 18.09 | 18.10 | 18.02 | | 0 |
| | 3 | 3 | 18.12 | 18.04 | 18.04 | | 0 |
| | 6 | 0 | 18.02 | 17.99 | 18.08 | | 0 |



| | | | | |
|---|---|--------------------------------------|---|--|
| FCC ID A3LSMN976U |  PCTEST ENGINEERING LABORATORY, INC. | SAR EVALUATION REPORT |  | Approved by: Quality Manager |
| Document S/N: 1M1909040147-01.A3L | Test Dates: 09/10/19 – 11/06/19 | DUT Type: Portable Handset | Page 73 of 212 | |

Table 9-75
LTE Band 2 (PCS) Reduced Conducted Powers - 20 MHz Bandwidth – Proximity Sensor and/or Earjack Active/5G NR and Proximity Sensor and/or Earjack Active

| LTE Band 2 (PCS) 20 MHz Bandwidth | | | | | | | |
|--------------------------------------|---------|-----------|-----------------------|-----------------------|-----------------------|---------------------------|----------|
| Modulation | RB Size | RB Offset | Low Channel | Mid Channel | High Channel | MPR Allowed per 3GPP [dB] | MPR [dB] |
| | | | 18700 (1860.0 MHz) | 18900 (1880.0 MHz) | 19100 (1900.0 MHz) | | |
| Conducted Power [dBm] | | | | | | | |
| QPSK | 1 | 0 | 20.86 | 20.65 | 20.73 | 0 | 0 |
| | 1 | 50 | 20.76 | 20.68 | 20.68 | | 0 |
| | 1 | 99 | 20.67 | 20.70 | 20.70 | | 0 |
| | 50 | 0 | 20.74 | 20.66 | 20.74 | 0-1 | 0 |
| | 50 | 25 | 20.88 | 20.70 | 20.85 | | 0 |
| | 50 | 50 | 20.83 | 20.81 | 20.80 | | 0 |
| 16QAM | 100 | 0 | 20.85 | 20.65 | 20.79 | 0-1 | 0 |
| | 1 | 0 | 21.00 | 20.92 | 20.98 | | 0 |
| | 1 | 50 | 20.95 | 20.90 | 20.94 | | 0 |
| | 1 | 99 | 20.93 | 20.92 | 21.00 | 0-2 | 0 |
| | 50 | 0 | 20.78 | 20.70 | 20.74 | | 0 |
| | 50 | 25 | 20.99 | 20.82 | 20.87 | | 0 |
| 64QAM | 50 | 50 | 20.87 | 20.91 | 20.83 | 0-2 | 0 |
| | 100 | 0 | 20.86 | 20.72 | 20.76 | | 0 |
| | 1 | 0 | 20.95 | 20.97 | 20.93 | | 0-3 |
| | 1 | 50 | 20.99 | 21.00 | 20.98 | 0 | |
| | 1 | 99 | 21.00 | 20.97 | 20.93 | 0 | |
| | 256QAM | 50 | 0 | 20.25 | 20.68 | 20.77 | 0-3 |
| 50 | | 25 | 20.69 | 20.83 | 20.88 | 0 | |
| 50 | | 50 | 20.89 | 20.87 | 20.79 | 0 | |
| 100 | | 0 | 20.53 | 20.74 | 20.82 | 0-5 | 0 |
| 1 | | 0 | 19.20 | 19.04 | 19.23 | | 1 |
| 1 | | 50 | 19.42 | 19.46 | 19.45 | | 1 |
| 256QAM | 1 | 99 | 19.38 | 19.33 | 19.24 | 0-5 | 1 |
| | 50 | 0 | 19.25 | 19.20 | 19.23 | | 1 |
| | 50 | 25 | 19.40 | 19.23 | 19.36 | | 1 |
| | 50 | 50 | 19.37 | 19.37 | 19.32 | 0-5 | 1 |
| | 100 | 0 | 19.33 | 19.26 | 19.35 | | 1 |
| | 100 | 0 | 19.33 | 19.26 | 19.35 | | 1 |

Table 9-76
LTE Band 2 (PCS) Reduced Conducted Powers - 15 MHz Bandwidth – Proximity Sensor and/or Earjack Active/5G NR and Proximity Sensor and/or Earjack Active

| LTE Band 2 (PCS) 15 MHz Bandwidth | | | | | | | |
|--------------------------------------|---------|-----------|-----------------------|-----------------------|-----------------------|---------------------------|----------|
| Modulation | RB Size | RB Offset | Low Channel | Mid Channel | High Channel | MPR Allowed per 3GPP [dB] | MPR [dB] |
| | | | 18675 (1857.5 MHz) | 18900 (1880.0 MHz) | 19125 (1902.5 MHz) | | |
| Conducted Power [dBm] | | | | | | | |
| QPSK | 1 | 0 | 20.67 | 20.75 | 20.56 | 0 | 0 |
| | 1 | 36 | 20.73 | 20.80 | 20.65 | | 0 |
| | 1 | 74 | 20.61 | 20.76 | 20.61 | | 0 |
| | 36 | 0 | 20.70 | 20.66 | 20.77 | 0-1 | 0 |
| | 36 | 18 | 20.83 | 20.74 | 20.84 | | 0 |
| | 36 | 37 | 20.80 | 20.83 | 20.83 | | 0 |
| 16QAM | 75 | 0 | 20.74 | 20.69 | 20.73 | 0-1 | 0 |
| | 1 | 0 | 20.97 | 20.77 | 20.94 | | 0 |
| | 1 | 36 | 20.80 | 20.87 | 20.97 | | 0-2 |
| | 1 | 74 | 20.74 | 20.88 | 20.89 | 0 | |
| | 36 | 0 | 20.71 | 20.72 | 20.79 | 0 | |
| | 64QAM | 36 | 18 | 20.81 | 20.84 | 20.91 | 0-2 |
| 36 | | 37 | 20.83 | 20.93 | 20.87 | 0 | |
| 75 | | 0 | 20.81 | 20.68 | 20.82 | 0 | |
| 1 | | 0 | 21.00 | 20.98 | 20.88 | 0-3 | 0 |
| 1 | | 36 | 20.98 | 20.87 | 20.84 | | 0 |
| 1 | | 74 | 20.54 | 20.82 | 20.63 | | 0 |
| 256QAM | 36 | 0 | 20.40 | 20.67 | 20.90 | 0-3 | 0 |
| | 36 | 18 | 20.17 | 20.79 | 20.88 | | 0 |
| | 36 | 37 | 20.44 | 20.88 | 20.61 | | 0 |
| | 75 | 0 | 20.08 | 20.80 | 20.64 | 0-5 | 0 |
| | 1 | 0 | 19.40 | 19.35 | 19.35 | | 1 |
| | 1 | 36 | 19.55 | 19.55 | 19.46 | | 1 |
| 256QAM | 1 | 74 | 19.41 | 19.52 | 19.41 | 0-5 | 1 |
| | 36 | 0 | 19.35 | 19.35 | 19.30 | | 1 |
| | 36 | 18 | 19.46 | 19.43 | 19.51 | | 1 |
| | 36 | 37 | 19.45 | 19.50 | 19.43 | 0-5 | 1 |
| | 75 | 0 | 19.38 | 19.29 | 19.34 | | 1 |
| | 75 | 0 | 19.38 | 19.29 | 19.34 | | 1 |



| | | | | |
|---|---|--------------------------------------|---|--|
| FCC ID A3LSMN976U |  PCTEST ENGINEERING LABORATORY, INC. | SAR EVALUATION REPORT |  | Approved by: Quality Manager |
| Document S/N: 1M1909040147-01.A3L | Test Dates: 09/10/19 – 11/06/19 | DUT Type: Portable Handset | Page 74 of 212 | |

Table 9-77
LTE Band 2 (PCS) Reduced Conducted Powers - 10 MHz Bandwidth – Proximity Sensor and/or Earjack Active/5G NR and Proximity Sensor and/or Earjack Active

| LTE Band 2 (PCS) 10 MHz Bandwidth | | | | | | | |
|--------------------------------------|---------|-----------|-----------------------|-----------------------|-----------------------|---------------------------|----------|
| Modulation | RB Size | RB Offset | Low Channel | Mid Channel | High Channel | MPR Allowed per 3GPP [dB] | MPR [dB] |
| | | | 18650 (1855.0 MHz) | 18900 (1880.0 MHz) | 19150 (1905.0 MHz) | | |
| Conducted Power [dBm] | | | | | | | |
| QPSK | 1 | 0 | 20.46 | 20.43 | 20.82 | 0 | 0 |
| | 1 | 25 | 20.78 | 20.79 | 20.73 | | 0 |
| | 1 | 49 | 20.57 | 20.57 | 20.73 | | 0 |
| | 25 | 0 | 20.86 | 20.80 | 20.82 | 0-1 | 0 |
| | 25 | 12 | 20.97 | 20.93 | 20.94 | | 0 |
| | 25 | 25 | 20.82 | 20.89 | 20.81 | | 0 |
| 16QAM | 50 | 0 | 20.87 | 20.81 | 20.82 | 0-1 | 0 |
| | 1 | 0 | 20.26 | 20.70 | 20.84 | | 0 |
| | 1 | 25 | 20.63 | 20.99 | 20.90 | | 0 |
| | 1 | 49 | 20.60 | 20.79 | 20.92 | 0-2 | 0 |
| | 25 | 0 | 20.93 | 20.85 | 20.90 | | 0 |
| | 25 | 12 | 20.89 | 20.94 | 21.00 | | 0 |
| 64QAM | 25 | 25 | 20.90 | 20.92 | 20.88 | 0-2 | 0 |
| | 50 | 0 | 20.89 | 20.85 | 20.90 | | 0 |
| | 1 | 0 | 20.67 | 20.44 | 20.74 | | 0 |
| | 1 | 25 | 20.64 | 20.93 | 20.78 | 0-3 | 0 |
| | 1 | 49 | 20.74 | 20.56 | 20.68 | | 0 |
| | 25 | 0 | 20.81 | 20.93 | 20.80 | | 0 |
| 256QAM | 25 | 12 | 20.28 | 20.88 | 20.81 | 0-3 | 0 |
| | 25 | 25 | 20.43 | 20.75 | 20.58 | | 0 |
| | 50 | 0 | 20.10 | 20.85 | 20.67 | | 0 |
| | 1 | 0 | 19.27 | 19.31 | 19.18 | 0-5 | 1 |
| | 1 | 25 | 19.48 | 19.42 | 19.32 | | 1 |
| | 1 | 49 | 19.36 | 19.29 | 19.13 | | 1 |
| 256QAM | 25 | 0 | 19.30 | 19.34 | 19.30 | 0-5 | 1 |
| | 25 | 12 | 19.42 | 19.50 | 19.45 | | 1 |
| | 25 | 25 | 19.31 | 19.37 | 19.31 | | 1 |
| | 50 | 0 | 19.40 | 19.35 | 19.27 | 0-5 | 1 |
| | 1 | 0 | 19.27 | 19.31 | 19.18 | | 1 |
| | 1 | 25 | 19.48 | 19.42 | 19.32 | | 1 |

Table 9-78
LTE Band 2 (PCS) Reduced Conducted Powers - 5 MHz Bandwidth – Proximity Sensor and/or Earjack Active/5G NR and Proximity Sensor and/or Earjack Active

| LTE Band 2 (PCS) 5 MHz Bandwidth | | | | | | | |
|-------------------------------------|---------|-----------|-----------------------|-----------------------|-----------------------|---------------------------|----------|
| Modulation | RB Size | RB Offset | Low Channel | Mid Channel | High Channel | MPR Allowed per 3GPP [dB] | MPR [dB] |
| | | | 18625 (1852.5 MHz) | 18900 (1880.0 MHz) | 19175 (1907.5 MHz) | | |
| Conducted Power [dBm] | | | | | | | |
| QPSK | 1 | 0 | 20.85 | 20.78 | 20.64 | 0 | 0 |
| | 1 | 12 | 20.92 | 20.86 | 20.72 | | 0 |
| | 1 | 24 | 20.83 | 20.79 | 20.60 | | 0 |
| | 12 | 0 | 20.96 | 20.92 | 20.89 | 0-1 | 0 |
| | 12 | 6 | 21.00 | 20.99 | 20.89 | | 0 |
| | 12 | 13 | 20.90 | 20.94 | 20.83 | | 0 |
| 16QAM | 25 | 0 | 20.93 | 20.88 | 20.85 | 0-1 | 0 |
| | 1 | 0 | 20.94 | 20.89 | 20.90 | | 0 |
| | 1 | 12 | 20.89 | 20.82 | 20.81 | | 0 |
| | 1 | 24 | 20.97 | 20.93 | 20.86 | 0-2 | 0 |
| | 12 | 0 | 21.00 | 20.97 | 20.93 | | 0 |
| | 12 | 6 | 20.99 | 20.95 | 20.96 | | 0 |
| 64QAM | 12 | 13 | 20.94 | 20.99 | 20.83 | 0-2 | 0 |
| | 25 | 0 | 20.94 | 20.92 | 20.87 | | 0 |
| | 1 | 0 | 20.67 | 20.96 | 20.96 | | 0 |
| | 1 | 12 | 20.87 | 20.76 | 20.90 | 0-3 | 0 |
| | 1 | 24 | 20.99 | 20.82 | 20.93 | | 0 |
| | 12 | 0 | 20.79 | 20.98 | 20.70 | | 0 |
| 256QAM | 12 | 6 | 20.67 | 20.84 | 20.66 | 0-3 | 0 |
| | 12 | 13 | 20.34 | 20.99 | 20.47 | | 0 |
| | 25 | 0 | 20.41 | 20.89 | 20.55 | | 0 |
| | 1 | 0 | 19.32 | 19.05 | 19.28 | 0-5 | 1 |
| | 1 | 12 | 19.54 | 19.35 | 19.32 | | 1 |
| | 1 | 24 | 19.35 | 19.22 | 19.28 | | 1 |
| 256QAM | 12 | 0 | 19.32 | 19.05 | 19.22 | 0-5 | 1 |
| | 12 | 6 | 19.36 | 19.12 | 19.30 | | 1 |
| | 12 | 13 | 19.30 | 19.22 | 19.23 | | 1 |
| | 25 | 0 | 19.26 | 19.33 | 19.27 | 0-5 | 1 |
| | 1 | 0 | 19.27 | 19.31 | 19.18 | | 1 |
| | 1 | 25 | 19.48 | 19.42 | 19.32 | | 1 |





| | | | | |
|---|---|--------------------------------------|---|--|
| FCC ID A3LSMN976U |  PCTEST ENGINEERING LABORATORY, INC. | SAR EVALUATION REPORT |  | Approved by: Quality Manager |
| Document S/N: 1M1909040147-01.A3L | Test Dates: 09/10/19 – 11/06/19 | DUT Type: Portable Handset | Page 75 of 212 | |

Table 9-79
LTE Band 2 (PCS) Reduced Conducted Powers - 3 MHz Bandwidth – Proximity Sensor and/or Earjack Active/5G NR and Proximity Sensor and/or Earjack Active

| LTE Band 2 (PCS) 3 MHz Bandwidth | | | | | | | |
|-------------------------------------|---------|-----------|-----------------------|-----------------------|-----------------------|---------------------------|----------|
| Modulation | RB Size | RB Offset | Low Channel | Mid Channel | High Channel | MPR Allowed per 3GPP [dB] | MPR [dB] |
| | | | 18615 (1851.5 MHz) | 18900 (1880.0 MHz) | 19185 (1908.5 MHz) | | |
| Conducted Power [dBm] | | | | | | | |
| QPSK | 1 | 0 | 20.82 | 20.76 | 20.73 | 0 | 0 |
| | 1 | 7 | 20.75 | 20.85 | 20.68 | | 0 |
| | 1 | 14 | 20.76 | 20.73 | 20.65 | | 0 |
| | 8 | 0 | 20.94 | 20.89 | 20.90 | 0-1 | 0 |
| | 8 | 4 | 20.93 | 20.94 | 20.94 | | 0 |
| | 8 | 7 | 20.89 | 20.92 | 20.86 | | 0 |
| 16QAM | 15 | 0 | 20.94 | 20.92 | 20.90 | 0-1 | 0 |
| | 1 | 0 | 20.65 | 20.78 | 20.90 | | 0 |
| | 1 | 7 | 20.61 | 20.80 | 20.87 | | 0 |
| | 1 | 14 | 20.58 | 20.89 | 20.90 | 0-2 | 0 |
| | 8 | 0 | 20.87 | 20.81 | 20.98 | | 0 |
| | 8 | 4 | 20.86 | 20.86 | 21.00 | | 0 |
| 64QAM | 8 | 7 | 20.80 | 20.81 | 20.94 | 0-2 | 0 |
| | 15 | 0 | 20.93 | 20.97 | 21.00 | | 0 |
| | 1 | 0 | 20.44 | 20.91 | 20.87 | | 0 |
| | 1 | 7 | 20.65 | 20.91 | 20.75 | 0-3 | 0 |
| | 1 | 14 | 20.66 | 20.89 | 20.82 | | 0 |
| | 8 | 0 | 20.82 | 20.92 | 20.69 | | 0 |
| 256QAM | 8 | 4 | 20.99 | 20.88 | 20.69 | 0-3 | 0 |
| | 8 | 7 | 20.33 | 20.95 | 20.62 | | 0 |
| | 15 | 0 | 20.48 | 20.97 | 20.57 | | 0 |
| | 1 | 0 | 19.41 | 19.33 | 19.36 | e | 1 |
| | 1 | 7 | 19.26 | 19.45 | 19.50 | | 1 |
| | 1 | 14 | 19.28 | 19.38 | 19.33 | | 1 |
| 8 | 0 | 19.39 | 19.35 | 19.31 | 1 | | |
| 8 | 4 | 19.37 | 19.34 | 19.29 | 1 | | |
| 8 | 7 | 19.33 | 19.27 | 19.20 | 1 | | |
| 15 | 0 | 19.33 | 19.30 | 19.30 | 1 | | |

Table 9-80
LTE Band 2 (PCS) Reduced Conducted Powers -1.4 MHz Bandwidth – Proximity Sensor and/or Earjack Active/5G NR and Proximity Sensor and/or Earjack Active

| LTE Band 2 (PCS) 1.4 MHz Bandwidth | | | | | | | |
|---------------------------------------|---------|-----------|-----------------------|-----------------------|-----------------------|---------------------------|----------|
| Modulation | RB Size | RB Offset | Low Channel | Mid Channel | High Channel | MPR Allowed per 3GPP [dB] | MPR [dB] |
| | | | 18607 (1850.7 MHz) | 18900 (1880.0 MHz) | 19193 (1909.3 MHz) | | |
| Conducted Power [dBm] | | | | | | | |
| QPSK | 1 | 0 | 20.72 | 20.81 | 20.62 | 0 | 0 |
| | 1 | 2 | 20.78 | 20.80 | 20.67 | | 0 |
| | 1 | 5 | 20.71 | 20.70 | 20.56 | | 0 |
| | 3 | 0 | 20.78 | 20.78 | 20.72 | 0-1 | 0 |
| | 3 | 2 | 20.84 | 20.84 | 20.78 | | 0 |
| | 3 | 3 | 20.78 | 20.81 | 20.72 | | 0 |
| 16QAM | 6 | 0 | 20.87 | 20.87 | 20.81 | 0-1 | 0 |
| | 1 | 0 | 20.58 | 20.57 | 20.94 | | 0 |
| | 1 | 2 | 20.68 | 20.65 | 20.98 | | 0 |
| | 1 | 5 | 20.57 | 20.58 | 20.95 | 0-1 | 0 |
| | 3 | 0 | 20.98 | 20.97 | 20.81 | | 0 |
| | 3 | 2 | 20.95 | 21.00 | 20.84 | | 0 |
| 64QAM | 3 | 3 | 20.98 | 20.97 | 20.84 | 0-2 | 0 |
| | 6 | 0 | 20.81 | 20.81 | 20.86 | | 0 |
| | 1 | 0 | 20.43 | 20.64 | 20.83 | | 0 |
| | 1 | 2 | 20.57 | 20.79 | 20.86 | 0-2 | 0 |
| | 1 | 5 | 20.56 | 20.62 | 20.76 | | 0 |
| | 3 | 0 | 20.72 | 20.96 | 20.77 | | 0 |
| 256QAM | 3 | 2 | 20.84 | 20.98 | 20.79 | 0-3 | 0 |
| | 3 | 3 | 20.82 | 20.99 | 20.74 | | 0 |
| | 6 | 0 | 20.31 | 20.85 | 20.51 | | 0 |
| | 1 | 0 | 19.36 | 19.33 | 19.17 | 0-5 | 1 |
| | 1 | 2 | 19.40 | 19.42 | 19.37 | | 1 |
| | 1 | 5 | 19.40 | 19.23 | 19.29 | | 1 |
| 3 | 0 | 19.22 | 19.41 | 19.34 | 1 | | |
| 3 | 2 | 19.40 | 19.44 | 19.41 | 1 | | |
| 3 | 3 | 19.33 | 19.37 | 19.31 | 1 | | |
| 6 | 0 | 19.22 | 19.25 | 19.27 | 1 | | |

| | | | | |
|--------------------------------------|--|-------------------------------|---|---------------------------------|
| FCC ID A3LSMN976U |  PCTEST ENGINEERING LABORATORY, INC. | SAR EVALUATION REPORT |  | Approved by: Quality Manager |
| Document S/N: 1M1909040147-01.A3L | Test Dates: 09/10/19 – 11/06/19 | DUT Type: Portable Handset | Page 76 of 212 | |

9.3.10

LTE Band 30

Table 9-81
LTE Band 30 Maximum Conducted Powers - 10 MHz Bandwidth

| LTE Band 30 10 MHz Bandwidth | | | | | |
|---------------------------------|---------|-----------|---|------------------------------|----------|
| Modulation | RB Size | RB Offset | Mid Channel | MPR Allowed per 3GPP [dB] | MPR [dB] |
| | | | 27710 (2310.0 MHz) Conducted Power [dBm] | | |
| QPSK | 1 | 0 | 23.22 | 0 | 0 |
| | 1 | 25 | 23.33 | | 0 |
| | 1 | 49 | 23.30 | | 0 |
| | 25 | 0 | 22.24 | 0-1 | 1 |
| | | 12 | 22.44 | | 1 |
| | | 25 | 22.43 | | 1 |
| | | 0 | 22.31 | | 1 |
| 16QAM | 1 | 0 | 22.75 | 0-1 | 1 |
| | 1 | 25 | 22.63 | | 1 |
| | 1 | 49 | 22.64 | | 1 |
| | 25 | 0 | 21.31 | 0-2 | 2 |
| | | 12 | 21.54 | | 2 |
| | | 25 | 21.37 | | 2 |
| | | 0 | 21.40 | | 2 |
| 64QAM | 1 | 0 | 21.30 | 0-2 | 2 |
| | 1 | 25 | 21.30 | | 2 |
| | 1 | 49 | 21.28 | | 2 |
| | 25 | 0 | 20.28 | 0-3 | 3 |
| | | 12 | 20.44 | | 3 |
| | | 25 | 20.32 | | 3 |
| | | 0 | 20.33 | | 3 |
| 256QAM | 1 | 0 | 18.59 | 0-5 | 5 |
| | 1 | 25 | 18.76 | | 5 |
| | 1 | 49 | 18.71 | | 5 |
| | 25 | 0 | 18.73 | | 5 |
| | | 12 | 18.82 | | 5 |
| | | 25 | 18.78 | | 5 |
| | | 0 | 18.68 | | 5 |



| | | | | |
|---|---|--------------------------------------|---|--|
| FCC ID A3LSMN976U |  PCTEST ENGINEERING LABORATORY, INC. | SAR EVALUATION REPORT |  | Approved by: Quality Manager |
| Document S/N: 1M1909040147-01.A3L | Test Dates: 09/10/19 – 11/06/19 | DUT Type: Portable Handset | Page 77 of 212 | |

Table 9-82
LTE Band 30 Maximum Conducted Powers - 5 MHz Bandwidth

| LTE Band 30 5 MHz Bandwidth | | | | | |
|--------------------------------|---------|-----------|---|------------------------------|----------|
| Modulation | RB Size | RB Offset | Mid Channel | MPR Allowed per 3GPP [dB] | MPR [dB] |
| | | | 27710 (2310.0 MHz) Conducted Power [dBm] | | |
| QPSK | 1 | 0 | 23.38 | 0 | 0 |
| | 1 | 12 | 23.37 | | 0 |
| | 1 | 24 | 23.11 | | 0 |
| | 12 | 0 | 22.48 | 0-1 | 1 |
| | 12 | 6 | 22.55 | | 1 |
| | 12 | 13 | 22.42 | | 1 |
| | 25 | 0 | 22.43 | | 1 |
| 16QAM | 1 | 0 | 22.72 | 0-1 | 1 |
| | 1 | 12 | 22.73 | | 1 |
| | 1 | 24 | 22.37 | | 1 |
| | 12 | 0 | 21.54 | 0-2 | 2 |
| | 12 | 6 | 21.69 | | 2 |
| | 12 | 13 | 21.49 | | 2 |
| | 25 | 0 | 21.53 | | 2 |
| 64QAM | 1 | 0 | 21.13 | 0-2 | 2 |
| | 1 | 12 | 20.96 | | 2 |
| | 1 | 24 | 20.87 | | 2 |
| | 12 | 0 | 19.97 | 0-3 | 3 |
| | 12 | 6 | 19.90 | | 3 |
| | 12 | 13 | 19.95 | | 3 |
| | 25 | 0 | 19.93 | | 3 |
| 256QAM | 1 | 0 | 18.57 | 0-5 | 5 |
| | 1 | 12 | 18.56 | | 5 |
| | 1 | 24 | 18.50 | | 5 |
| | 12 | 0 | 18.85 | | 5 |
| | 12 | 6 | 18.61 | | 5 |
| | 12 | 13 | 18.57 | | 5 |
| | 25 | 0 | 18.49 | | 5 |

Note: LTE Band 30 at 5 MHz bandwidth does not support three non-overlapping channels. Per KDB Publication 941225 D05v02, when a device supports overlapping channel assignment in a channel bandwidth configuration, the middle channel of the group of overlapping channels should be selected for testing.



| | | | | |
|---|---|--------------------------------------|---|--|
| FCC ID A3LSMN976U |  PCTEST ENGINEERING LABORATORY, INC. | SAR EVALUATION REPORT |  | Approved by: Quality Manager |
| Document S/N: 1M1909040147-01.A3L | Test Dates: 09/10/19 – 11/06/19 | DUT Type: Portable Handset | Page 78 of 212 | |

Table 9-83
LTE Band 30 Reduced Conducted Powers - 10 MHz Bandwidth – Hotspot Mode Active

| LTE Band 30 10 MHz Bandwidth | | | | | |
|---------------------------------|---------|-----------|---|------------------------------|----------|
| Modulation | RB Size | RB Offset | Mid Channel | MPR Allowed per 3GPP [dB] | MPR [dB] |
| | | | 27710 (2310.0 MHz) Conducted Power [dBm] | | |
| QPSK | 1 | 0 | 20.46 | 0 | 0 |
| | 1 | 25 | 20.31 | | 0 |
| | 1 | 49 | 20.36 | | 0 |
| | 25 | 0 | 20.62 | 0-1 | 0 |
| | 25 | 12 | 20.48 | | 0 |
| | 25 | 25 | 20.41 | | 0 |
| | 50 | 0 | 20.41 | | 0 |
| 16QAM | 1 | 0 | 20.80 | 0-1 | 0 |
| | 1 | 25 | 20.75 | | 0 |
| | 1 | 49 | 20.76 | | 0 |
| | 25 | 0 | 20.59 | 0-2 | 0 |
| | 25 | 12 | 20.57 | | 0 |
| | 25 | 25 | 20.49 | | 0 |
| | 50 | 0 | 20.47 | | 0 |
| 64QAM | 1 | 0 | 20.75 | 0-2 | 0 |
| | 1 | 25 | 20.81 | | 0 |
| | 1 | 49 | 20.73 | | 0 |
| | 25 | 0 | 20.65 | 0-3 | 0 |
| | 25 | 12 | 20.61 | | 0 |
| | 25 | 25 | 20.42 | | 0 |
| | 50 | 0 | 20.55 | | 0 |
| 256QAM | 1 | 0 | 18.95 | 0-5 | 2 |
| | 1 | 25 | 18.90 | | 2 |
| | 1 | 49 | 18.72 | | 2 |
| | 25 | 0 | 18.99 | | 2 |
| | 25 | 12 | 18.98 | | 2 |
| | 25 | 25 | 18.90 | | 2 |
| | 50 | 0 | 18.94 | | 2 |



| | | | | |
|---|---|--------------------------------------|---|--|
| FCC ID A3LSMN976U |  PCTEST ENGINEERING LABORATORY, INC. | SAR EVALUATION REPORT |  | Approved by: Quality Manager |
| Document S/N: 1M1909040147-01.A3L | Test Dates: 09/10/19 – 11/06/19 | DUT Type: Portable Handset | Page 79 of 212 | |

Table 9-84
LTE Band 30 Reduced Conducted Powers - 5 MHz Bandwidth - Hotspot Mode Active

| LTE Band 30 5 MHz Bandwidth | | | | | |
|--------------------------------|---------|-----------|---|------------------------------|----------|
| Modulation | RB Size | RB Offset | Mid Channel | MPR Allowed per 3GPP [dB] | MPR [dB] |
| | | | 27710 (2310.0 MHz) Conducted Power [dBm] | | |
| QPSK | 1 | 0 | 20.40 | 0 | 0 |
| | 1 | 12 | 20.50 | | 0 |
| | 1 | 24 | 20.24 | | 0 |
| | 12 | 0 | 20.55 | 0-1 | 0 |
| | 12 | 6 | 20.51 | | 0 |
| | 12 | 13 | 20.44 | | 0 |
| | 25 | 0 | 20.48 | | 0 |
| 16QAM | 1 | 0 | 20.68 | 0-1 | 0 |
| | 1 | 12 | 20.77 | | 0 |
| | 1 | 24 | 20.68 | | 0 |
| | 12 | 0 | 20.54 | 0-2 | 0 |
| | 12 | 6 | 20.53 | | 0 |
| | 12 | 13 | 20.47 | | 0 |
| | 25 | 0 | 20.51 | | 0 |
| 64QAM | 1 | 0 | 20.53 | 0-2 | 0 |
| | 1 | 12 | 20.71 | | 0 |
| | 1 | 24 | 20.52 | | 0 |
| | 12 | 0 | 20.51 | 0-3 | 0 |
| | 12 | 6 | 20.51 | | 0 |
| | 12 | 13 | 20.44 | | 0 |
| | 25 | 0 | 20.50 | | 0 |
| 256QAM | 1 | 0 | 18.92 | 0-5 | 2 |
| | 1 | 12 | 18.99 | | 2 |
| | 1 | 24 | 18.90 | | 2 |
| | 12 | 0 | 18.95 | | 2 |
| | 12 | 6 | 18.99 | | 2 |
| | 12 | 13 | 18.93 | | 2 |
| | 25 | 0 | 18.96 | | 2 |

Note: LTE Band 30 at 5 MHz bandwidth does not support three non-overlapping channels. Per KDB Publication 941225 D05v02, when a device supports overlapping channel assignment in a channel bandwidth configuration, the middle channel of the group of overlapping channels should be selected for testing.



| | | | | |
|---|---|--------------------------------------|---|--|
| FCC ID A3LSMN976U |  PCTEST ENGINEERING LABORATORY, INC. | SAR EVALUATION REPORT |  | Approved by: Quality Manager |
| Document S/N: 1M1909040147-01.A3L | Test Dates: 09/10/19 – 11/06/19 | DUT Type: Portable Handset | Page 80 of 212 | |

Table 9-85

LTE Band 30 Reduced Conducted Powers - 10 MHz Bandwidth – Proximity Sensor and/or Earjack Active

| LTE Band 30 10 MHz Bandwidth | | | | | |
|---------------------------------|---------|-----------|---|------------------------------|----------|
| Modulation | RB Size | RB Offset | Mid Channel | MPR Allowed per 3GPP [dB] | MPR [dB] |
| | | | 27710 (2310.0 MHz) Conducted Power [dBm] | | |
| QPSK | 1 | 0 | 22.99 | 0 | 0 |
| | 1 | 25 | 22.98 | | 0 |
| | 1 | 49 | 23.00 | | 0 |
| | 25 | 0 | 22.98 | 0-1 | 0 |
| | 25 | 12 | 23.00 | | 0 |
| | 25 | 25 | 22.98 | | 0 |
| | 50 | 0 | 22.99 | | 0 |
| 16QAM | 1 | 0 | 23.00 | 0-1 | 0 |
| | 1 | 25 | 22.99 | | 0 |
| | 1 | 49 | 22.96 | | 0 |
| | 25 | 0 | 21.96 | 0-2 | 1 |
| | 25 | 12 | 22.00 | | 1 |
| | 25 | 25 | 22.00 | | 1 |
| | 50 | 0 | 21.95 | | 1 |
| 64QAM | 1 | 0 | 21.57 | 0-2 | 1 |
| | 1 | 25 | 21.56 | | 1 |
| | 1 | 49 | 21.05 | | 1 |
| | 25 | 0 | 20.24 | 0-3 | 2 |
| | 25 | 12 | 20.35 | | 2 |
| | 25 | 25 | 20.00 | | 2 |
| | 50 | 0 | 20.24 | | 2 |
| 256QAM | 1 | 0 | 19.00 | 0-5 | 4 |
| | 1 | 25 | 18.99 | | 4 |
| | 1 | 49 | 18.77 | | 4 |
| | 25 | 0 | 18.91 | | 4 |
| | 25 | 12 | 18.94 | | 4 |
| | 25 | 25 | 18.99 | | 4 |
| | 50 | 0 | 19.00 | | 4 |



| | | | | |
|---|---|--------------------------------------|---|--|
| FCC ID A3LSMN976U |  PCTEST ENGINEERING LABORATORY, INC. | SAR EVALUATION REPORT |  | Approved by: Quality Manager |
| Document S/N: 1M1909040147-01.A3L | Test Dates: 09/10/19 – 11/06/19 | DUT Type: Portable Handset | Page 81 of 212 | |

Table 9-86

LTE Band 30 Reduced Conducted Powers - 5 MHz Bandwidth - Proximity Sensor and/or Earjack Active

| LTE Band 30 5 MHz Bandwidth | | | | | |
|--------------------------------|---------|-----------|---|------------------------------|----------|
| Modulation | RB Size | RB Offset | Mid Channel | MPR Allowed per 3GPP [dB] | MPR [dB] |
| | | | 27710 (2310.0 MHz) Conducted Power [dBm] | | |
| QPSK | 1 | 0 | 22.94 | 0 | 0 |
| | 1 | 12 | 22.90 | | 0 |
| | 1 | 24 | 22.86 | | 0 |
| | 12 | 0 | 22.75 | 0-1 | 0 |
| | 12 | 6 | 22.84 | | 0 |
| | 12 | 13 | 22.66 | | 0 |
| | 25 | 0 | 22.72 | | 0 |
| 16QAM | 1 | 0 | 22.96 | 0-1 | 0 |
| | 1 | 12 | 22.88 | | 0 |
| | 1 | 24 | 22.71 | | 0 |
| | 12 | 0 | 21.88 | 0-2 | 1 |
| | 12 | 6 | 21.96 | | 1 |
| | 12 | 13 | 21.78 | | 1 |
| | 25 | 0 | 21.81 | | 1 |
| 64QAM | 1 | 0 | 21.32 | 0-2 | 1 |
| | 1 | 12 | 21.31 | | 1 |
| | 1 | 24 | 21.01 | | 1 |
| | 12 | 0 | 20.18 | 0-3 | 2 |
| | 12 | 6 | 20.24 | | 2 |
| | 12 | 13 | 20.00 | | 2 |
| | 25 | 0 | 20.10 | | 2 |
| 256QAM | 1 | 0 | 19.00 | 0-5 | 4 |
| | 1 | 12 | 18.97 | | 4 |
| | 1 | 24 | 18.98 | | 4 |
| | 12 | 0 | 18.95 | | 4 |
| | 12 | 6 | 19.00 | | 4 |
| | 12 | 13 | 18.99 | | 4 |
| | 25 | 0 | 18.97 | | 4 |

Note: LTE Band 30 at 5 MHz bandwidth does not support three non-overlapping channels. Per KDB Publication 941225 D05v02, when a device supports overlapping channel assignment in a channel bandwidth configuration, the middle channel of the group of overlapping channels should be selected for testing.



| | | | | |
|---|---|--------------------------------------|---|--|
| FCC ID A3LSMN976U |  PCTEST ENGINEERING LABORATORY, INC. | SAR EVALUATION REPORT |  | Approved by: Quality Manager |
| Document S/N: 1M1909040147-01.A3L | Test Dates: 09/10/19 – 11/06/19 | DUT Type: Portable Handset | Page 82 of 212 | |

Table 9-87

LTE Band 30 Reduced Conducted Powers - 10 MHz Bandwidth – 5G NR Active and Hotspot Mode Active

| LTE Band 30 10 MHz Bandwidth | | | | | |
|---------------------------------|---------|-----------|---|------------------------------|----------|
| Modulation | RB Size | RB Offset | Mid Channel | MPR Allowed per 3GPP [dB] | MPR [dB] |
| | | | 27710 (2310.0 MHz) Conducted Power [dBm] | | |
| QPSK | 1 | 0 | 19.74 | 0 | 0 |
| | 1 | 25 | 19.60 | | 0 |
| | 1 | 49 | 19.56 | | 0 |
| | 25 | 0 | 19.71 | 0-1 | 0 |
| | 25 | 12 | 19.69 | | 0 |
| | 25 | 25 | 19.60 | | 0 |
| | 50 | 0 | 19.62 | | 0 |
| 16QAM | 1 | 0 | 20.05 | 0-1 | 0 |
| | 1 | 25 | 20.08 | | 0 |
| | 1 | 49 | 20.00 | | 0 |
| | 25 | 0 | 19.77 | 0-2 | 0 |
| | 25 | 12 | 19.71 | | 0 |
| | 25 | 25 | 19.64 | | 0 |
| | 50 | 0 | 19.67 | | 0 |
| 64QAM | 1 | 0 | 20.10 | 0-2 | 0 |
| | 1 | 25 | 20.12 | | 0 |
| | 1 | 49 | 20.02 | | 0 |
| | 25 | 0 | 19.87 | 0-3 | 0 |
| | 25 | 12 | 19.80 | | 0 |
| | 25 | 25 | 19.68 | | 0 |
| | 50 | 0 | 19.78 | | 0 |
| 256QAM | 1 | 0 | 18.48 | 0-5 | 1.5 |
| | 1 | 25 | 18.51 | | 1.5 |
| | 1 | 49 | 18.34 | | 1.5 |
| | 25 | 0 | 18.52 | | 1.5 |
| | 25 | 12 | 18.47 | | 1.5 |
| | 25 | 25 | 18.37 | | 1.5 |
| | 50 | 0 | 18.29 | | 1.5 |



| | | | | |
|---|---|--------------------------------------|---|--|
| FCC ID A3LSMN976U |  PCTEST ENGINEERING LABORATORY, INC. | SAR EVALUATION REPORT |  | Approved by: Quality Manager |
| Document S/N: 1M1909040147-01.A3L | Test Dates: 09/10/19 – 11/06/19 | DUT Type: Portable Handset | Page 83 of 212 | |

Table 9-88

LTE Band 30 Reduced Conducted Powers - 5 MHz Bandwidth – 5G NR Active and Hotspot Mode Active

| LTE Band 30 5 MHz Bandwidth | | | | | |
|--------------------------------|---------|-----------|--------------------------------------|------------------------------|----------|
| Modulation | RB Size | RB Offset | Mid Channel 27710 (2310.0 MHz) | MPR Allowed per 3GPP [dB] | MPR [dB] |
| | | | Conducted Power [dBm] | | |
| QPSK | 1 | 0 | 19.76 | 0 | 0 |
| | 1 | 12 | 19.75 | | 0 |
| | 1 | 24 | 19.70 | | 0 |
| | 12 | 0 | 19.76 | 0-1 | 0 |
| | 12 | 6 | 19.84 | | 0 |
| | 12 | 13 | 19.81 | | 0 |
| | 25 | 0 | 19.80 | | 0 |
| 16QAM | 1 | 0 | 19.89 | 0-1 | 0 |
| | 1 | 12 | 19.92 | | 0 |
| | 1 | 24 | 19.93 | | 0 |
| | 12 | 0 | 19.88 | 0-2 | 0 |
| | 12 | 6 | 19.86 | | 0 |
| | 12 | 13 | 19.84 | | 0 |
| | 25 | 0 | 19.84 | | 0 |
| 64QAM | 1 | 0 | 19.88 | 0-2 | 0 |
| | 1 | 12 | 19.90 | | 0 |
| | 1 | 24 | 19.91 | | 0 |
| | 12 | 0 | 20.03 | 0-3 | 0 |
| | 12 | 6 | 20.00 | | 0 |
| | 12 | 13 | 19.98 | | 0 |
| | 25 | 0 | 19.86 | | 0 |
| 256QAM | 1 | 0 | 18.79 | 0-5 | 1.5 |
| | 1 | 12 | 18.70 | | 1.5 |
| | 1 | 24 | 18.64 | | 1.5 |
| | 12 | 0 | 18.54 | | 1.5 |
| | 12 | 6 | 18.51 | | 1.5 |
| | 12 | 13 | 18.25 | | 1.5 |
| | 25 | 0 | 18.19 | | 1.5 |

Note: LTE Band 30 at 5 MHz bandwidth does not support three non-overlapping channels. Per KDB Publication 941225 D05v02, when a device supports overlapping channel assignment in a channel bandwidth configuration, the middle channel of the group of overlapping channels should be selected for testing.



| | | | | |
|---|---|--------------------------------------|---|--|
| FCC ID A3LSMN976U |  PCTEST ENGINEERING LABORATORY, INC. | SAR EVALUATION REPORT |  | Approved by: Quality Manager |
| Document S/N: 1M1909040147-01.A3L | Test Dates: 09/10/19 – 11/06/19 | DUT Type: Portable Handset | Page 84 of 212 | |

Table 9-89
LTE Band 30 Reduced Conducted Powers - 10 MHz Bandwidth – 5G NR Active and Proximity Sensor
and/or Earjack Active

| LTE Band 30 10 MHz Bandwidth | | | | | |
|---------------------------------|---------|-----------|---|------------------------------|----------|
| Modulation | RB Size | RB Offset | Mid Channel | MPR Allowed per 3GPP [dB] | MPR [dB] |
| | | | 27710 (2310.0 MHz) Conducted Power [dBm] | | |
| QPSK | 1 | 0 | 21.01 | 0 | 0 |
| | 1 | 25 | 20.86 | | 0 |
| | 1 | 49 | 20.80 | | 0 |
| | 25 | 0 | 21.02 | 0-1 | 0 |
| | 25 | 12 | 20.93 | | 0 |
| | 25 | 25 | 20.80 | | 0 |
| | 50 | 0 | 21.00 | | 0 |
| 16QAM | 1 | 0 | 21.42 | 0-1 | 0 |
| | 1 | 25 | 21.27 | | 0 |
| | 1 | 49 | 21.22 | | 0 |
| | 25 | 0 | 21.01 | 0-2 | 0 |
| | 25 | 12 | 20.98 | | 0 |
| | 25 | 25 | 20.92 | | 0 |
| | 50 | 0 | 20.89 | | 0 |
| 64QAM | 1 | 0 | 21.40 | 0-2 | 0 |
| | 1 | 25 | 21.33 | | 0 |
| | 1 | 49 | 21.17 | | 0 |
| | 25 | 0 | 20.33 | 0-3 | 0.5 |
| | 25 | 12 | 20.30 | | 0.5 |
| | 25 | 25 | 20.14 | | 0.5 |
| | 50 | 0 | 20.19 | | 0.5 |
| 256QAM | 1 | 0 | 18.13 | 0-5 | 2.5 |
| | 1 | 25 | 18.31 | | 2.5 |
| | 1 | 49 | 17.97 | | 2.5 |
| | 25 | 0 | 18.08 | | 2.5 |
| | 25 | 12 | 18.15 | | 2.5 |
| | 25 | 25 | 18.00 | | 2.5 |
| | 50 | 0 | 18.13 | | 2.5 |





| | | | | |
|---|---|--------------------------------------|---|--|
| FCC ID A3LSMN976U |  PCTEST ENGINEERING LABORATORY, INC. | SAR EVALUATION REPORT |  | Approved by: Quality Manager |
| Document S/N: 1M1909040147-01.A3L | Test Dates: 09/10/19 – 11/06/19 | DUT Type: Portable Handset | Page 85 of 212 | |

Table 9-90
LTE Band 30 Reduced Conducted Powers - 5 MHz Bandwidth – 5G NR Active and Proximity Sensor and/or Earjack Active

| LTE Band 30 5 MHz Bandwidth | | | | | | |
|--------------------------------|---------|-----------|---|------------------------------|----------|-----|
| Modulation | RB Size | RB Offset | Mid Channel | MPR Allowed per 3GPP [dB] | MPR [dB] | |
| | | | 27710 (2310.0 MHz) Conducted Power [dBm] | | | |
| QPSK | 1 | 0 | 20.92 | 0 | 0 | |
| | 1 | 12 | 20.98 | | 0 | |
| | 1 | 24 | 20.90 | | 0 | |
| | 12 | 0 | 21.02 | 0-1 | 0 | |
| | | 6 | 20.99 | | 0 | |
| | | 13 | 20.94 | | 0 | |
| | | 25 | 0 | | 20.98 | 0 |
| 16QAM | 1 | 0 | 21.31 | 0-1 | 0 | |
| | 1 | 12 | 21.27 | | 0 | |
| | 1 | 24 | 21.16 | | 0 | |
| | 12 | 0 | 21.12 | 0-2 | 0 | |
| | | 6 | 21.11 | | 0 | |
| | | 13 | 21.00 | | 0 | |
| | 64QAM | 25 | 0 | 20.94 | 0-2 | 0 |
| 1 | | 0 | 21.21 | 0 | | |
| 1 | | 12 | 21.25 | 0 | | |
| 1 | | 24 | 21.11 | 0-3 | 0 | |
| | | 12 | 0 | | 20.26 | 0.5 |
| | | 12 | 6 | | 20.30 | 0.5 |
| | | 12 | 13 | | 20.23 | 0.5 |
| 256QAM | 25 | 0 | 20.18 | 0-5 | 0.5 | |
| | 1 | 0 | 18.35 | | 2.5 | |
| | 1 | 12 | 18.67 | | 2.5 | |
| | 1 | 24 | 18.15 | 0-5 | 2.5 | |
| | | 12 | 0 | | 18.23 | 2.5 |
| | | 12 | 6 | | 18.12 | 2.5 |
| | 12 | 13 | 18.11 | 0-5 | 2.5 | |
| 25 | | 0 | 18.15 | | 2.5 | |

Note: LTE Band 30 at 5 MHz bandwidth does not support three non-overlapping channels. Per KDB Publication 941225 D05v02, when a device supports overlapping channel assignment in a channel bandwidth configuration, the middle channel of the group of overlapping channels should be selected for testing.

| | | | | |
|---|---|--------------------------------------|---|--|
| FCC ID A3LSMN976U |  PCTEST ENGINEERING LABORATORY, INC. | SAR EVALUATION REPORT |  | Approved by: Quality Manager |
| Document S/N: 1M1909040147-01.A3L | Test Dates: 09/10/19 – 11/06/19 | DUT Type: Portable Handset | | Page 86 of 212 |

9.3.11

LTE Band 7

Table 9-91
LTE Band 7 Maximum Conducted Powers - 20 MHz Bandwidth

| LTE Band 7 20 MHz Bandwidth | | | | | | | |
|--------------------------------|---------|-----------|-----------------------|-----------------------|-----------------------|---------------------------|----------|
| Modulation | RB Size | RB Offset | Low Channel | Mid Channel | High Channel | MPR Allowed per 3GPP [dB] | MPR [dB] |
| | | | 20850 (2510.0 MHz) | 21100 (2535.0 MHz) | 21350 (2560.0 MHz) | | |
| | | | Conducted Power [dBm] | | | | |
| QPSK | 1 | 0 | 23.67 | 23.33 | 23.25 | 0 | 0 |
| | 1 | 50 | 23.58 | 23.24 | 23.27 | | 0 |
| | 1 | 99 | 23.52 | 23.26 | 23.37 | | 0 |
| | 50 | 0 | 22.76 | 22.50 | 22.40 | 0-1 | 1 |
| | 50 | 25 | 22.74 | 22.49 | 22.38 | | 1 |
| | 50 | 50 | 22.64 | 22.45 | 22.40 | | 1 |
| 16QAM | 100 | 0 | 22.64 | 22.48 | 22.34 | 0-1 | 1 |
| | 1 | 0 | 22.84 | 22.69 | 22.53 | | 1 |
| | 1 | 50 | 22.74 | 22.61 | 22.48 | | 1 |
| | 1 | 99 | 22.72 | 22.59 | 22.46 | 0-2 | 1 |
| | 50 | 0 | 21.76 | 21.51 | 21.26 | | 2 |
| | 50 | 25 | 21.73 | 21.49 | 21.28 | | 2 |
| 64QAM | 50 | 50 | 21.66 | 21.42 | 21.33 | 0-2 | 2 |
| | 100 | 0 | 21.65 | 21.47 | 21.18 | | 2 |
| | 1 | 0 | 21.80 | 21.68 | 21.46 | | 2 |
| | 1 | 50 | 21.79 | 21.52 | 21.51 | 0-2 | 2 |
| | 1 | 99 | 21.76 | 21.49 | 21.53 | | 2 |
| | 50 | 0 | 20.77 | 20.46 | 20.29 | | 3 |
| 256QAM | 50 | 25 | 20.71 | 20.49 | 20.31 | 0-3 | 3 |
| | 50 | 50 | 20.63 | 20.44 | 20.29 | | 3 |
| | 100 | 0 | 20.58 | 20.48 | 20.20 | | 3 |
| | 1 | 0 | 18.47 | 18.33 | 18.35 | 0-5 | 5 |
| | 1 | 50 | 18.76 | 18.44 | 18.37 | | 5 |
| | 1 | 99 | 18.41 | 18.35 | 18.13 | | 5 |
| 50 | 0 | 18.57 | 18.37 | 18.24 | 5 | | |
| 50 | 25 | 18.67 | 18.47 | 18.26 | 5 | | |
| 50 | 50 | 18.59 | 18.30 | 18.25 | 5 | | |
| 100 | 0 | 18.59 | 18.43 | 18.20 | 5 | | |

Table 9-92
LTE Band 7 Maximum Conducted Powers - 15 MHz Bandwidth

| LTE Band 7 15 MHz Bandwidth | | | | | | | |
|--------------------------------|---------|-----------|-----------------------|-----------------------|-----------------------|---------------------------|----------|
| Modulation | RB Size | RB Offset | Low Channel | Mid Channel | High Channel | MPR Allowed per 3GPP [dB] | MPR [dB] |
| | | | 20825 (2507.5 MHz) | 21100 (2535.0 MHz) | 21375 (2562.5 MHz) | | |
| | | | Conducted Power [dBm] | | | | |
| QPSK | 1 | 0 | 23.40 | 23.23 | 23.16 | 0 | 0 |
| | 1 | 36 | 23.43 | 23.15 | 23.17 | | 0 |
| | 1 | 74 | 23.28 | 23.28 | 23.22 | | 0 |
| | 36 | 0 | 22.60 | 22.34 | 22.37 | 0-1 | 1 |
| | 36 | 18 | 22.56 | 22.40 | 22.39 | | 1 |
| | 36 | 37 | 22.40 | 22.35 | 22.41 | | 1 |
| 16QAM | 75 | 0 | 22.49 | 22.32 | 22.43 | 0-1 | 1 |
| | 1 | 0 | 22.70 | 22.54 | 22.55 | | 1 |
| | 1 | 36 | 22.60 | 22.55 | 22.47 | | 1 |
| | 1 | 74 | 22.54 | 22.43 | 22.30 | 0-2 | 1 |
| | 36 | 0 | 21.65 | 21.32 | 21.42 | | 2 |
| | 36 | 18 | 21.51 | 21.38 | 21.29 | | 2 |
| 64QAM | 36 | 37 | 21.48 | 21.30 | 21.46 | 0-2 | 2 |
| | 75 | 0 | 21.54 | 21.36 | 21.22 | | 2 |
| | 1 | 0 | 21.75 | 21.44 | 21.57 | | 2 |
| | 1 | 36 | 21.65 | 21.37 | 21.47 | 0-2 | 2 |
| | 1 | 74 | 21.41 | 21.50 | 21.50 | | 2 |
| | 36 | 0 | 20.69 | 20.31 | 20.37 | | 3 |
| 256QAM | 36 | 18 | 20.59 | 20.40 | 20.43 | 0-3 | 3 |
| | 36 | 37 | 20.52 | 20.33 | 20.48 | | 3 |
| | 75 | 0 | 20.55 | 20.23 | 20.32 | | 3 |
| | 1 | 0 | 18.39 | 18.22 | 18.29 | 0-5 | 5 |
| | 1 | 36 | 18.57 | 18.38 | 18.41 | | 5 |
| | 1 | 74 | 18.25 | 18.24 | 18.37 | | 5 |
| 36 | 0 | 18.46 | 18.12 | 18.21 | 5 | | |
| 36 | 18 | 18.53 | 18.35 | 18.32 | 5 | | |
| 36 | 37 | 18.54 | 18.18 | 18.29 | 5 | | |
| 75 | 0 | 18.56 | 18.26 | 18.22 | 5 | | |



| | | | | |
|--------------------------------------|--|-------------------------------|---|---------------------------------|
| FCC ID A3LSMN976U |  PCTEST ENGINEERING LABORATORY, INC. | SAR EVALUATION REPORT |  | Approved by: Quality Manager |
| Document S/N: 1M1909040147-01.A3L | Test Dates: 09/10/19 – 11/06/19 | DUT Type: Portable Handset | Page 87 of 212 | |

Table 9-93
LTE Band 7 Maximum Conducted Powers - 10 MHz Bandwidth

| LTE Band 7 10 MHz Bandwidth | | | | | | | |
|--------------------------------|---------|-----------|-----------------------|-----------------------|-----------------------|------------------------------|----------|
| Modulation | RB Size | RB Offset | Low Channel | Mid Channel | High Channel | MPR Allowed per 3GPP [dB] | MPR [dB] |
| | | | 20800 (2505.0 MHz) | 21100 (2535.0 MHz) | 21400 (2565.0 MHz) | | |
| Conducted Power [dBm] | | | | | | | |
| QPSK | 1 | 0 | 23.17 | 22.95 | 23.21 | 0 | 0 |
| | 1 | 25 | 23.16 | 22.99 | 23.16 | | 0 |
| | 1 | 49 | 23.20 | 23.03 | 23.18 | | 0 |
| | 25 | 0 | 22.10 | 22.06 | 22.22 | 0-1 | 1 |
| | 25 | 12 | 22.19 | 22.11 | 22.19 | | 1 |
| | 25 | 25 | 22.20 | 22.09 | 22.32 | | 1 |
| 16QAM | 50 | 0 | 22.07 | 22.04 | 22.12 | 0-1 | 1 |
| | 1 | 0 | 22.57 | 22.51 | 22.55 | | 1 |
| | 1 | 25 | 22.52 | 22.36 | 22.47 | | 1 |
| | 1 | 49 | 22.59 | 22.60 | 22.46 | 0-2 | 1 |
| | 25 | 0 | 21.25 | 20.95 | 21.23 | | 2 |
| | 25 | 12 | 21.19 | 21.11 | 21.16 | | 2 |
| 64QAM | 25 | 25 | 21.25 | 21.15 | 21.25 | 0-2 | 2 |
| | 50 | 0 | 21.11 | 21.20 | 21.14 | | 2 |
| | 1 | 0 | 21.33 | 21.23 | 21.34 | | 0-2 |
| | 1 | 25 | 21.39 | 21.22 | 21.31 | 2 | |
| | 1 | 49 | 21.44 | 21.25 | 21.30 | 0-3 | |
| | 25 | 0 | 20.30 | 20.11 | 20.17 | | 3 |
| 25 | 12 | 20.47 | 20.09 | 20.31 | 3 | | |
| 256QAM | 25 | 25 | 20.32 | 20.20 | 20.22 | 0-3 | 3 |
| | 50 | 0 | 20.23 | 20.10 | 20.14 | | 3 |
| | 1 | 0 | 18.11 | 17.97 | 18.01 | | 0-5 |
| | 1 | 25 | 18.03 | 17.95 | 18.21 | 5 | |
| | 1 | 49 | 17.97 | 17.84 | 18.00 | 5 | |
| | 25 | 0 | 18.22 | 17.92 | 18.13 | 5 | |
| 25 | 12 | 18.26 | 18.17 | 18.02 | 5 | | |
| 25 | 25 | 18.20 | 18.09 | 18.05 | 5 | | |
| 50 | 0 | 18.19 | 18.13 | 18.12 | 5 | | |

Table 9-94
LTE Band 7 Maximum Conducted Powers - 5 MHz Bandwidth

| LTE Band 7 5 MHz Bandwidth | | | | | | | |
|-------------------------------|---------|-----------|-----------------------|-----------------------|-----------------------|------------------------------|----------|
| Modulation | RB Size | RB Offset | Low Channel | Mid Channel | High Channel | MPR Allowed per 3GPP [dB] | MPR [dB] |
| | | | 20775 (2502.5 MHz) | 21100 (2535.0 MHz) | 21425 (2567.5 MHz) | | |
| Conducted Power [dBm] | | | | | | | |
| QPSK | 1 | 0 | 23.31 | 22.99 | 23.09 | 0 | 0 |
| | 1 | 12 | 23.31 | 22.99 | 23.11 | | 0 |
| | 1 | 24 | 23.16 | 23.03 | 23.15 | | 0 |
| | 12 | 0 | 22.35 | 22.08 | 22.16 | 0-1 | 1 |
| | 12 | 6 | 22.42 | 22.15 | 22.29 | | 1 |
| | 12 | 13 | 22.32 | 22.13 | 22.23 | | 1 |
| 16QAM | 25 | 0 | 22.36 | 22.14 | 22.21 | 0-1 | 1 |
| | 1 | 0 | 22.58 | 22.47 | 22.33 | | 1 |
| | 1 | 12 | 22.43 | 22.59 | 22.58 | | 1 |
| | 1 | 24 | 22.51 | 22.23 | 22.49 | 0-2 | 1 |
| | 12 | 0 | 21.41 | 21.21 | 21.26 | | 2 |
| | 12 | 6 | 21.44 | 21.09 | 21.35 | | 2 |
| 64QAM | 12 | 13 | 21.41 | 21.18 | 21.28 | 0-2 | 2 |
| | 25 | 0 | 21.42 | 21.11 | 21.23 | | 2 |
| | 1 | 0 | 21.50 | 21.17 | 21.34 | | 2 |
| | 1 | 12 | 21.36 | 21.24 | 21.36 | 0-3 | 2 |
| | 1 | 24 | 21.48 | 21.23 | 21.31 | | 2 |
| | 12 | 0 | 20.27 | 20.12 | 20.19 | | 3 |
| 256QAM | 12 | 6 | 20.31 | 20.17 | 20.31 | 0-3 | 3 |
| | 12 | 13 | 20.32 | 20.14 | 20.23 | | 3 |
| | 25 | 0 | 20.29 | 20.10 | 20.19 | | 3 |
| | 1 | 0 | 18.25 | 18.20 | 18.17 | 0-5 | 5 |
| | 1 | 12 | 18.04 | 18.34 | 18.16 | | 5 |
| | 1 | 24 | 18.31 | 18.17 | 18.35 | | 5 |
| 12 | 0 | 18.33 | 18.07 | 18.03 | 5 | | |
| 12 | 6 | 18.39 | 18.03 | 18.26 | 5 | | |
| 12 | 13 | 18.32 | 18.03 | 18.24 | 5 | | |
| 25 | 0 | 18.25 | 18.10 | 18.12 | 5 | | |



| | | | | |
|--------------------------------------|--|-------------------------------|---|---------------------------------|
| FCC ID A3LSMN976U |  PCTEST ENGINEERING LABORATORY, INC. | SAR EVALUATION REPORT |  | Approved by: Quality Manager |
| Document S/N: 1M1909040147-01.A3L | Test Dates: 09/10/19 – 11/06/19 | DUT Type: Portable Handset | Page 88 of 212 | |

Table 9-95
LTE Band 7 Reduced Conducted Powers - 20 MHz Bandwidth – Hotspot/ Proximity Sensor and/or Earjack Active

| LTE Band 7 20 MHz Bandwidth | | | | | | | |
|--------------------------------|---------|-----------|-----------------------|-----------------------|-----------------------|---------------------------|----------|
| Modulation | RB Size | RB Offset | Low Channel | Mid Channel | High Channel | MPR Allowed per 3GPP [dB] | MPR [dB] |
| | | | 20850 (2510.0 MHz) | 21100 (2535.0 MHz) | 21350 (2560.0 MHz) | | |
| | | | Conducted Power [dBm] | | | | |
| QPSK | 1 | 0 | 20.70 | 20.56 | 20.32 | 0 | 0 |
| | 1 | 50 | 20.66 | 20.35 | 20.14 | | 0 |
| | 1 | 99 | 20.59 | 20.31 | 20.12 | | 0 |
| | 50 | 0 | 20.90 | 20.57 | 20.36 | 0-1 | 0 |
| | 50 | 25 | 20.82 | 20.56 | 20.31 | | 0 |
| | 50 | 50 | 20.77 | 20.49 | 20.35 | | 0 |
| | 100 | 0 | 20.68 | 20.55 | 20.24 | | 0 |
| 16QAM | 1 | 0 | 21.05 | 20.87 | 20.65 | 0-1 | 0 |
| | 1 | 50 | 21.00 | 20.94 | 20.53 | | 0 |
| | 1 | 99 | 20.89 | 20.64 | 20.45 | | 0 |
| | 50 | 0 | 20.91 | 20.58 | 20.33 | 0-2 | 0 |
| | 50 | 25 | 20.89 | 20.58 | 20.34 | | 0 |
| | 50 | 50 | 20.78 | 20.47 | 20.33 | | 0 |
| | 100 | 0 | 20.80 | 20.49 | 20.23 | | 0 |
| 64QAM | 1 | 0 | 20.97 | 20.75 | 20.52 | 0-2 | 0 |
| | 1 | 50 | 20.99 | 20.69 | 20.51 | | 0 |
| | 1 | 99 | 20.83 | 20.46 | 20.25 | | 0 |
| | 50 | 0 | 20.86 | 20.54 | 20.33 | 0-3 | 0.5 |
| | 50 | 25 | 20.84 | 20.56 | 20.36 | | 0.5 |
| | 50 | 50 | 20.81 | 20.49 | 20.32 | | 0.5 |
| | 100 | 0 | 20.79 | 20.53 | 20.26 | | 0.5 |
| 256QAM | 1 | 0 | 18.12 | 18.22 | 18.09 | 0-5 | 2.5 |
| | 1 | 50 | 18.33 | 18.19 | 18.11 | | 2.5 |
| | 1 | 99 | 18.06 | 17.99 | 17.79 | | 2.5 |
| | 50 | 0 | 18.24 | 18.10 | 17.96 | | 2.5 |
| | 50 | 25 | 18.30 | 18.17 | 18.03 | | 2.5 |
| | 50 | 50 | 18.19 | 17.96 | 17.92 | | 2.5 |
| | 100 | 0 | 18.25 | 18.16 | 17.94 | | 2.5 |

Table 9-96
LTE Band 7 Reduced Conducted Powers - 15 MHz Bandwidth – Hotspot/ Proximity Sensor and/or Earjack Active

| LTE Band 7 15 MHz Bandwidth | | | | | | | |
|--------------------------------|---------|-----------|-----------------------|-----------------------|-----------------------|---------------------------|----------|
| Modulation | RB Size | RB Offset | Low Channel | Mid Channel | High Channel | MPR Allowed per 3GPP [dB] | MPR [dB] |
| | | | 20825 (2507.5 MHz) | 21100 (2535.0 MHz) | 21375 (2562.5 MHz) | | |
| | | | Conducted Power [dBm] | | | | |
| QPSK | 1 | 0 | 20.83 | 20.35 | 20.37 | 0 | 0 |
| | 1 | 36 | 20.81 | 20.32 | 20.34 | | 0 |
| | 1 | 74 | 20.76 | 20.31 | 20.28 | | 0 |
| | 36 | 0 | 20.82 | 20.35 | 20.25 | 0-1 | 0 |
| | 36 | 18 | 20.81 | 20.32 | 20.28 | | 0 |
| | 36 | 37 | 20.80 | 20.29 | 20.28 | | 0 |
| | 75 | 0 | 20.77 | 20.23 | 20.30 | | 0 |
| 16QAM | 1 | 0 | 21.16 | 20.31 | 20.53 | 0-1 | 0 |
| | 1 | 36 | 21.12 | 20.29 | 20.59 | | 0 |
| | 1 | 74 | 21.09 | 20.30 | 20.57 | | 0 |
| | 36 | 0 | 20.90 | 20.31 | 20.49 | 0-2 | 0 |
| | 36 | 18 | 20.90 | 20.28 | 20.38 | | 0 |
| | 36 | 37 | 20.86 | 20.32 | 20.36 | | 0 |
| | 75 | 0 | 20.85 | 20.30 | 20.32 | | 0 |
| 64QAM | 1 | 0 | 21.20 | 20.29 | 20.79 | 0-2 | 0 |
| | 1 | 36 | 21.19 | 20.29 | 20.80 | | 0 |
| | 1 | 74 | 21.18 | 20.27 | 20.80 | | 0 |
| | 36 | 0 | 20.45 | 20.30 | 20.37 | 0-3 | 0.5 |
| | 36 | 18 | 20.43 | 20.30 | 20.17 | | 0.5 |
| | 36 | 37 | 20.40 | 20.29 | 20.07 | | 0.5 |
| | 75 | 0 | 20.35 | 20.29 | 20.02 | | 0.5 |
| 256QAM | 1 | 0 | 18.50 | 17.99 | 18.26 | 0-5 | 2.5 |
| | 1 | 36 | 18.67 | 17.93 | 18.28 | | 2.5 |
| | 1 | 74 | 18.54 | 17.95 | 18.28 | | 2.5 |
| | 36 | 0 | 18.34 | 18.04 | 18.16 | | 2.5 |
| | 36 | 18 | 18.40 | 18.22 | 18.08 | | 2.5 |
| | 36 | 37 | 18.36 | 18.24 | 18.04 | | 2.5 |
| | 75 | 0 | 18.35 | 18.23 | 18.01 | | 2.5 |





| | | | | |
|---|---|--------------------------------------|---|--|
| FCC ID A3LSMN976U |  PCTEST ENGINEERING LABORATORY, INC. | SAR EVALUATION REPORT |  | Approved by: Quality Manager |
| Document S/N: 1M1909040147-01.A3L | Test Dates: 09/10/19 – 11/06/19 | DUT Type: Portable Handset | Page 89 of 212 | |

Table 9-97
LTE Band 7 Reduced Conducted Powers - 10 MHz Bandwidth – Hotspot/ Proximity Sensor and/or Earjack Active

| LTE Band 7 10 MHz Bandwidth | | | | | | | |
|--------------------------------|---------|-----------|-----------------------|-----------------------|-----------------------|---------------------------|----------|
| Modulation | RB Size | RB Offset | Low Channel | Mid Channel | High Channel | MPR Allowed per 3GPP [dB] | MPR [dB] |
| | | | 20800 (2505.0 MHz) | 21100 (2535.0 MHz) | 21400 (2565.0 MHz) | | |
| | | | Conducted Power [dBm] | | | | |
| QPSK | 1 | 0 | 20.67 | 20.28 | 20.00 | 0 | 0 |
| | 1 | 25 | 20.65 | 20.20 | 19.95 | | 0 |
| | 1 | 49 | 20.57 | 20.23 | 20.01 | | 0 |
| | 25 | 0 | 20.68 | 20.32 | 20.08 | 0-1 | 0 |
| | 25 | 12 | 20.68 | 20.39 | 20.09 | | 0 |
| | 25 | 25 | 20.68 | 20.39 | 20.11 | | 0 |
| 16QAM | 50 | 0 | 20.67 | 20.34 | 20.06 | 0-1 | 0 |
| | 1 | 0 | 21.09 | 20.57 | 20.35 | | 0 |
| | 1 | 25 | 21.12 | 20.47 | 20.42 | | 0 |
| | 1 | 49 | 21.12 | 20.44 | 20.44 | 0-2 | 0 |
| | 25 | 0 | 20.79 | 20.42 | 20.33 | | 0 |
| | 25 | 12 | 20.79 | 20.41 | 20.22 | | 0 |
| 64QAM | 25 | 25 | 20.77 | 20.42 | 20.23 | 0-2 | 0 |
| | 50 | 0 | 20.72 | 20.41 | 20.26 | | 0 |
| | 1 | 0 | 20.68 | 20.31 | 20.43 | | 0-2 |
| | 1 | 25 | 20.71 | 20.29 | 20.48 | 0 | |
| | 1 | 49 | 20.71 | 20.31 | 20.35 | 0 | |
| | 256QAM | 25 | 0 | 20.32 | 20.25 | 20.05 | 0-3 |
| 25 | | 12 | 20.31 | 20.21 | 19.90 | 0.5 | |
| 25 | | 25 | 20.27 | 20.22 | 19.92 | 0.5 | |
| 50 | | 0 | 20.22 | 20.14 | 19.87 | 0-5 | 0.5 |
| 1 | | 0 | 18.50 | 17.75 | 17.60 | | 2.5 |
| 1 | | 25 | 18.67 | 17.82 | 17.65 | | 2.5 |
| 256QAM | 1 | 49 | 18.65 | 17.79 | 17.70 | 0-5 | 2.5 |
| | 25 | 0 | 18.34 | 17.95 | 17.82 | | 2.5 |
| | 25 | 12 | 18.25 | 18.06 | 17.82 | | 2.5 |
| | 25 | 25 | 18.19 | 18.13 | 17.81 | 2.5 | |
| | 50 | 0 | 18.19 | 18.07 | 17.76 | 2.5 | |

Table 9-98
LTE Band 7 Reduced Conducted Powers - 5 MHz Bandwidth – Hotspot/ Proximity Sensor and/or Earjack Active

| LTE Band 7 5 MHz Bandwidth | | | | | | | |
|-------------------------------|---------|-----------|-----------------------|-----------------------|-----------------------|---------------------------|----------|
| Modulation | RB Size | RB Offset | Low Channel | Mid Channel | High Channel | MPR Allowed per 3GPP [dB] | MPR [dB] |
| | | | 20775 (2502.5 MHz) | 21100 (2535.0 MHz) | 21425 (2567.5 MHz) | | |
| | | | Conducted Power [dBm] | | | | |
| QPSK | 1 | 0 | 20.64 | 20.28 | 20.10 | 0 | 0 |
| | 1 | 12 | 20.60 | 20.24 | 20.14 | | 0 |
| | 1 | 24 | 20.59 | 20.21 | 20.15 | | 0 |
| | 12 | 0 | 20.62 | 20.29 | 20.15 | 0-1 | 0 |
| | 12 | 6 | 20.67 | 20.36 | 20.16 | | 0 |
| | 12 | 13 | 20.68 | 20.36 | 20.16 | | 0 |
| 16QAM | 25 | 0 | 20.70 | 20.34 | 20.07 | 0-1 | 0 |
| | 1 | 0 | 21.04 | 20.65 | 20.32 | | 0 |
| | 1 | 12 | 21.03 | 20.62 | 20.52 | | 0 |
| | 1 | 24 | 21.04 | 20.60 | 20.54 | 0-2 | 0 |
| | 12 | 0 | 20.87 | 20.47 | 20.48 | | 0 |
| | 12 | 6 | 20.82 | 20.43 | 20.37 | | 0 |
| 64QAM | 12 | 13 | 20.80 | 20.43 | 20.39 | 0-2 | 0 |
| | 25 | 0 | 20.78 | 20.39 | 20.08 | | 0 |
| | 1 | 0 | 20.88 | 20.53 | 20.25 | | 0-2 |
| | 1 | 12 | 20.86 | 20.51 | 20.34 | 0 | |
| | 1 | 24 | 20.83 | 20.50 | 20.35 | 0 | |
| | 256QAM | 12 | 0 | 20.54 | 20.40 | 20.11 | 0-3 |
| 12 | | 6 | 20.41 | 20.21 | 19.87 | 0.5 | |
| 12 | | 13 | 20.38 | 20.20 | 19.89 | 0.5 | |
| 25 | | 0 | 20.33 | 20.14 | 19.85 | 0-5 | 0.5 |
| 1 | | 0 | 17.83 | 17.91 | 17.95 | | 2.5 |
| 1 | | 12 | 17.82 | 17.76 | 17.96 | | 2.5 |
| 256QAM | 1 | 24 | 17.83 | 17.71 | 17.98 | 0-5 | 2.5 |
| | 12 | 0 | 18.05 | 17.99 | 17.90 | | 2.5 |
| | 12 | 6 | 18.17 | 18.05 | 17.86 | | 2.5 |
| | 12 | 13 | 18.22 | 18.09 | 17.90 | 2.5 | |
| | 25 | 0 | 18.23 | 18.09 | 17.77 | 2.5 | |

| | | | | |
|--------------------------------------|--|-------------------------------|---|---------------------------------|
| FCC ID A3LSMN976U |  PCTEST <small>ENGINEERING LABORATORY, INC.</small> | SAR EVALUATION REPORT |  | Approved by: Quality Manager |
| Document S/N: 1M1909040147-01.A3L | Test Dates: 09/10/19 – 11/06/19 | DUT Type: Portable Handset | Page 90 of 212 | |

9.3.12

LTE Band 48

Table 9-99
LTE Band Maximum 48 Conducted Powers - 20 MHz Bandwidth

| LTE Band 48 20 MHz Bandwidth | | | | | | | | |
|---------------------------------|---------|-----------|-----------------------|-----------------------|-----------------------|-----------------------|------------------------------|----------|
| Modulation | RB Size | RB Offset | Low Channel | Low-Mid Channel | Mid-High Channel | High Channel | MPR Allowed per 3GPP [dB] | MPR [dB] |
| | | | 55340 (3560.0 MHz) | 55773 (3603.3 MHz) | 56207 (3646.7 MHz) | 56640 (3690.0 MHz) | | |
| | | | Conducted Power [dBm] | | | | | |
| QPSK | 1 | 0 | 21.29 | 21.70 | 22.33 | 22.01 | 0 | 0 |
| | 1 | 50 | 21.36 | 21.76 | 22.30 | 21.97 | | 0 |
| | 1 | 99 | 21.40 | 21.91 | 22.27 | 21.94 | | 0 |
| | 50 | 0 | 20.28 | 20.80 | 21.31 | 21.03 | 0-1 | 1 |
| | 50 | 25 | 20.43 | 21.02 | 21.30 | 21.13 | | 1 |
| | 50 | 50 | 20.45 | 20.92 | 21.14 | 21.01 | | 1 |
| 16QAM | 100 | 0 | 20.39 | 20.95 | 21.20 | 21.00 | 0-1 | 1 |
| | 1 | 0 | 20.36 | 21.00 | 21.57 | 21.17 | | 1 |
| | 1 | 50 | 20.36 | 21.10 | 21.69 | 21.14 | | 1 |
| | 1 | 99 | 20.45 | 21.11 | 21.51 | 21.08 | 0-2 | 1 |
| | 50 | 0 | 19.33 | 19.82 | 20.29 | 20.13 | | 2 |
| | 50 | 25 | 19.56 | 19.99 | 20.31 | 20.25 | | 2 |
| 64QAM | 50 | 50 | 19.55 | 19.91 | 20.14 | 20.08 | 0-2 | 2 |
| | 100 | 0 | 19.38 | 19.98 | 20.26 | 20.06 | | 2 |
| | 1 | 0 | 19.70 | 20.14 | 20.26 | 20.47 | | 0-2 |
| | 1 | 50 | 19.82 | 20.36 | 20.17 | 20.34 | 2 | |
| | 1 | 99 | 19.91 | 20.48 | 20.15 | 20.42 | 2 | |
| | 256QAM | 50 | 0 | 18.34 | 18.92 | 19.01 | 18.63 | 0-3 |
| 50 | | 25 | 18.58 | 19.08 | 19.13 | 18.76 | 3 | |
| 50 | | 50 | 18.56 | 19.01 | 19.17 | 18.80 | 3 | |
| 100 | | 0 | 18.48 | 19.02 | 19.12 | 18.69 | 0-5 | 3 |
| 1 | | 0 | 17.00 | 16.98 | 16.98 | 16.96 | | 5 |
| 1 | | 50 | 16.89 | 17.07 | 17.05 | 17.02 | | 5 |
| 256QAM | 1 | 99 | 16.88 | 17.37 | 17.38 | 17.33 | 0-5 | 5 |
| | 50 | 0 | 17.12 | 17.26 | 17.20 | 17.14 | | 5 |
| | 50 | 25 | 17.14 | 17.31 | 17.29 | 17.19 | | 5 |
| | 50 | 50 | 17.04 | 17.42 | 17.44 | 17.05 | 5 | |
| | 100 | 0 | 16.95 | 17.28 | 17.29 | 17.28 | 5 | |

Table 9-100
LTE Band 48 Maximum Conducted Powers - 15 MHz Bandwidth

| LTE Band 48 15 MHz Bandwidth | | | | | | | | |
|---------------------------------|---------|-----------|-----------------------|-----------------------|-----------------------|-----------------------|------------------------------|----------|
| Modulation | RB Size | RB Offset | Low Channel | Low-Mid Channel | Mid-High Channel | High Channel | MPR Allowed per 3GPP [dB] | MPR [dB] |
| | | | 55315 (3557.5 MHz) | 55765 (3602.5 MHz) | 56215 (3647.5 MHz) | 56665 (3692.5 MHz) | | |
| | | | Conducted Power [dBm] | | | | | |
| QPSK | 1 | 0 | 21.65 | 21.96 | 21.98 | 21.95 | 0 | 0 |
| | 1 | 36 | 21.51 | 22.01 | 21.96 | 21.60 | | 0 |
| | 1 | 74 | 21.48 | 22.01 | 21.89 | 21.55 | | 0 |
| | 36 | 0 | 20.63 | 20.90 | 21.06 | 20.64 | 0-1 | 1 |
| | 36 | 18 | 20.77 | 21.10 | 21.07 | 20.66 | | 1 |
| | 36 | 37 | 20.69 | 20.99 | 20.95 | 20.76 | | 1 |
| 16QAM | 75 | 0 | 20.63 | 20.92 | 21.00 | 20.66 | 0-1 | 1 |
| | 1 | 0 | 20.53 | 21.11 | 21.12 | 20.44 | | 1 |
| | 1 | 36 | 20.65 | 21.19 | 21.14 | 20.45 | | 1 |
| | 1 | 74 | 20.58 | 21.13 | 20.97 | 20.42 | 0-2 | 1 |
| | 36 | 0 | 19.75 | 19.95 | 20.01 | 19.70 | | 2 |
| | 36 | 18 | 19.84 | 20.12 | 20.02 | 19.72 | | 2 |
| 64QAM | 36 | 37 | 19.79 | 20.05 | 19.96 | 19.82 | 0-2 | 2 |
| | 75 | 0 | 19.72 | 20.01 | 20.02 | 19.69 | | 2 |
| | 1 | 0 | 19.68 | 20.31 | 20.35 | 19.64 | | 0-2 |
| | 1 | 36 | 19.73 | 20.39 | 20.34 | 19.65 | 2 | |
| | 1 | 74 | 19.69 | 20.34 | 20.24 | 19.61 | 2 | |
| | 256QAM | 36 | 0 | 18.94 | 19.14 | 19.22 | 18.89 | 0-3 |
| 36 | | 18 | 19.04 | 19.32 | 19.22 | 18.92 | 3 | |
| 36 | | 37 | 18.96 | 19.25 | 19.16 | 19.03 | 3 | |
| 75 | | 0 | 18.91 | 19.21 | 19.17 | 18.89 | 0-5 | 3 |
| 1 | | 0 | 17.10 | 17.20 | 17.22 | 16.91 | | 5 |
| 1 | | 36 | 16.96 | 17.03 | 16.87 | 16.74 | | 5 |
| 256QAM | 1 | 74 | 17.04 | 17.34 | 17.10 | 16.87 | 0-5 | 5 |
| | 36 | 0 | 17.18 | 17.30 | 17.19 | 16.52 | | 5 |
| | 36 | 18 | 17.19 | 17.28 | 17.13 | 16.59 | | 5 |
| | 36 | 37 | 17.31 | 17.40 | 17.11 | 16.56 | 5 | |
| | 75 | 0 | 17.25 | 17.36 | 17.10 | 16.58 | 5 | |





| | | | | |
|--------------------------------------|--|-------------------------------|---|---------------------------------|
| FCC ID A3LSMN976U |  PCTEST ENGINEERING LABORATORY, INC. | SAR EVALUATION REPORT |  | Approved by: Quality Manager |
| Document S/N: 1M1909040147-01.A3L | Test Dates: 09/10/19 – 11/06/19 | DUT Type: Portable Handset | Page 91 of 212 | |

Table 9-101
LTE Band 48 Maximum Conducted Powers - 10 MHz Bandwidth

| LTE Band 48 10 MHz Bandwidth | | | | | | | | |
|---------------------------------|---------|-----------|-----------------------|-----------------------|-----------------------|-----------------------|---------------------------|----------|
| Modulation | RB Size | RB Offset | Low Channel | Low-Mid Channel | Mid-High Channel | High Channel | MPR Allowed per 3GPP [dB] | MPR [dB] |
| | | | 55290 (3555.0 MHz) | 55757 (3601.7 MHz) | 56223 (3648.3 MHz) | 56690 (3695.0 MHz) | | |
| Conducted Power [dBm] | | | | | | | | |
| QPSK | 1 | 0 | 21.55 | 21.67 | 21.57 | 22.10 | 0 | 0 |
| | 1 | 25 | 21.53 | 22.00 | 21.88 | 21.64 | | 0 |
| | 1 | 49 | 21.65 | 21.60 | 21.67 | 21.74 | | 0 |
| | 25 | 0 | 20.42 | 20.57 | 20.72 | 20.46 | 0-1 | 1 |
| | 25 | 12 | 20.60 | 20.82 | 20.87 | 20.58 | | 1 |
| | 25 | 25 | 20.53 | 20.79 | 20.83 | 20.60 | | 1 |
| 16QAM | 50 | 0 | 20.50 | 20.73 | 20.84 | 20.56 | 0-1 | 1 |
| | 1 | 0 | 20.65 | 20.54 | 20.50 | 20.63 | | 1 |
| | 1 | 25 | 20.55 | 21.04 | 21.04 | 20.58 | | 1 |
| | 25 | 0 | 19.41 | 19.60 | 19.69 | 19.45 | 0-2 | 2 |
| | 25 | 12 | 19.60 | 19.86 | 19.85 | 19.60 | | 2 |
| | 25 | 25 | 19.59 | 19.79 | 19.81 | 19.64 | | 2 |
| 64QAM | 50 | 0 | 19.53 | 19.78 | 19.80 | 19.57 | 0-2 | 2 |
| | 1 | 0 | 19.43 | 19.74 | 19.93 | 19.24 | | 2 |
| | 1 | 25 | 19.64 | 20.25 | 20.25 | 19.51 | | 2 |
| | 1 | 49 | 19.50 | 20.26 | 19.99 | 19.49 | 0-3 | 2 |
| | 25 | 0 | 18.64 | 18.79 | 18.89 | 18.69 | | 3 |
| | 25 | 12 | 18.84 | 19.05 | 19.10 | 18.79 | | 3 |
| 256QAM | 25 | 25 | 18.83 | 19.01 | 19.01 | 18.78 | 0-3 | 3 |
| | 50 | 0 | 18.74 | 18.97 | 18.98 | 18.75 | | 3 |
| | 1 | 0 | 16.92 | 17.00 | 16.85 | 16.89 | | 0-5 |
| | 1 | 25 | 16.92 | 16.97 | 16.73 | 16.96 | 5 | |
| | 1 | 49 | 17.11 | 17.17 | 16.89 | 16.83 | 5 | |
| | 25 | 0 | 17.09 | 17.15 | 16.98 | 16.86 | 5 | |
| 25 | 12 | 17.14 | 17.18 | 16.99 | 16.72 | 5 | | |
| 25 | 25 | 17.20 | 17.23 | 17.01 | 16.80 | 5 | | |
| 50 | 0 | 17.17 | 17.21 | 17.02 | 16.86 | 5 | | |

Table 9-102
LTE Band 48 Maximum Conducted Powers - 5 MHz Bandwidth

| LTE Band 48 5 MHz Bandwidth | | | | | | | | |
|--------------------------------|---------|-----------|-----------------------|-----------------------|-----------------------|-----------------------|---------------------------|----------|
| Modulation | RB Size | RB Offset | Low Channel | Low-Mid Channel | Mid-High Channel | High Channel | MPR Allowed per 3GPP [dB] | MPR [dB] |
| | | | 55265 (3552.5 MHz) | 55748 (3600.8 MHz) | 56232 (3649.2 MHz) | 56715 (3697.5 MHz) | | |
| Conducted Power [dBm] | | | | | | | | |
| QPSK | 1 | 0 | 21.51 | 21.59 | 21.73 | 21.65 | 0 | 0 |
| | 1 | 12 | 21.60 | 21.72 | 21.80 | 21.58 | | 0 |
| | 1 | 24 | 21.58 | 21.65 | 21.82 | 21.69 | | 0 |
| | 12 | 0 | 20.47 | 20.74 | 20.82 | 20.74 | 0-1 | 1 |
| | 12 | 6 | 20.56 | 20.83 | 20.91 | 20.56 | | 1 |
| | 12 | 13 | 20.55 | 20.80 | 20.83 | 20.57 | | 1 |
| 16QAM | 25 | 0 | 20.57 | 20.75 | 20.91 | 20.53 | 0-1 | 1 |
| | 1 | 0 | 20.63 | 20.56 | 20.59 | 20.61 | | 1 |
| | 1 | 12 | 20.66 | 20.47 | 20.56 | 20.52 | | 1 |
| | 1 | 24 | 20.48 | 20.33 | 20.65 | 20.51 | 0-2 | 1 |
| | 12 | 0 | 19.57 | 19.75 | 19.97 | 19.59 | | 2 |
| | 12 | 6 | 19.69 | 19.84 | 19.98 | 19.64 | | 2 |
| 64QAM | 12 | 13 | 19.62 | 19.87 | 19.99 | 19.66 | 0-2 | 2 |
| | 25 | 0 | 19.47 | 19.77 | 19.94 | 19.70 | | 2 |
| | 1 | 0 | 19.60 | 19.53 | 19.79 | 19.62 | | 2 |
| | 1 | 12 | 19.63 | 19.49 | 19.77 | 19.72 | 0-2 | 2 |
| | 1 | 24 | 19.74 | 19.58 | 19.86 | 19.70 | | 2 |
| | 12 | 0 | 18.79 | 19.00 | 19.17 | 18.78 | | 3 |
| 256QAM | 12 | 6 | 18.90 | 19.05 | 19.19 | 18.83 | 0-3 | 3 |
| | 12 | 13 | 18.84 | 19.03 | 19.22 | 18.84 | | 3 |
| | 25 | 0 | 18.69 | 19.01 | 19.14 | 18.66 | | 3 |
| | 1 | 0 | 16.97 | 17.00 | 17.03 | 16.80 | 0-5 | 5 |
| | 1 | 12 | 16.90 | 16.96 | 16.84 | 16.83 | | 5 |
| | 1 | 24 | 17.00 | 17.06 | 16.88 | 16.78 | | 5 |
| 12 | 0 | 17.13 | 17.21 | 17.07 | 16.97 | 5 | | |
| 12 | 6 | 17.18 | 17.25 | 17.10 | 16.90 | 5 | | |
| 12 | 13 | 17.20 | 17.26 | 17.09 | 16.96 | 5 | | |
| 25 | 0 | 17.10 | 17.17 | 17.01 | 16.99 | 5 | | |

| | | | | |
|--------------------------------------|--|-------------------------------|---|---------------------------------|
| FCC ID A3LSMN976U |  PCTEST ENGINEERING LABORATORY, INC. | SAR EVALUATION REPORT |  | Approved by: Quality Manager |
| Document S/N: 1M1909040147-01.A3L | Test Dates: 09/10/19 – 11/06/19 | DUT Type: Portable Handset | Page 92 of 212 | |

9.3.13

LTE Band 41

Table 9-103
LTE Band 41 PC3 Maximum Conducted Powers - 20 MHz Bandwidth

| LTE Band 41 20 MHz Bandwidth | | | | | | | | | | |
|---------------------------------|---------|-----------|-----------------------|-----------------------|-----------------------|-----------------------|-----------------------|---------------------------|----------|---|
| Modulation | RB Size | RB Offset | Low Channel | Low-Mid Channel | Mid Channel | Mid-High Channel | High Channel | MPR Allowed per 3GPP [dB] | MPR [dB] | |
| | | | 39750 (2506.0 MHz) | 40185 (2549.5 MHz) | 40620 (2593.0 MHz) | 41055 (2636.5 MHz) | 41490 (2680.0 MHz) | | | |
| | | | Conducted Power [dBm] | | | | | | | |
| QPSK | 1 | 0 | 24.05 | 23.63 | 23.44 | 23.85 | 23.50 | 0 | 0 | |
| | 1 | 50 | 23.92 | 23.62 | 23.74 | 24.07 | 23.86 | | 0 | |
| | 1 | 99 | 23.81 | 23.54 | 23.38 | 23.62 | 23.53 | | 0 | |
| | 16QAM | 50 | 0 | 22.81 | 22.43 | 22.69 | 23.08 | 22.75 | 0-1 | 1 |
| | | 50 | 25 | 22.98 | 22.44 | 22.71 | 23.00 | 22.97 | | 1 |
| | | 50 | 50 | 22.79 | 22.48 | 22.60 | 22.87 | 22.84 | | 1 |
| 64QAM | | 100 | 0 | 22.82 | 22.52 | 22.58 | 22.93 | 22.77 | 0-1 | 1 |
| | | 1 | 0 | 23.17 | 22.84 | 22.64 | 23.14 | 22.70 | | 1 |
| | | 1 | 50 | 23.06 | 22.68 | 23.00 | 23.36 | 23.16 | | 1 |
| | 256QAM | 1 | 99 | 22.99 | 22.71 | 22.54 | 22.91 | 22.82 | 0-2 | 1 |
| | | 50 | 0 | 21.88 | 21.45 | 21.72 | 22.08 | 21.80 | | 2 |
| | | 50 | 25 | 21.98 | 21.61 | 21.75 | 22.14 | 21.99 | | 2 |
| 64QAM | | 50 | 50 | 21.85 | 21.50 | 21.62 | 21.96 | 21.88 | 0-2 | 2 |
| | | 100 | 0 | 21.83 | 21.54 | 21.60 | 21.95 | 21.81 | | 2 |
| | | 1 | 0 | 21.81 | 21.53 | 21.34 | 21.57 | 21.33 | | 2 |
| | 256QAM | 1 | 50 | 21.64 | 21.47 | 21.62 | 21.83 | 21.72 | 0-2 | 2 |
| | | 1 | 99 | 21.53 | 21.41 | 21.28 | 21.41 | 21.53 | | 2 |
| | | 50 | 0 | 21.07 | 20.89 | 20.88 | 21.12 | 20.98 | | 3 |
| 64QAM | | 50 | 25 | 21.04 | 20.91 | 20.98 | 21.17 | 21.09 | 0-3 | 3 |
| | | 50 | 50 | 20.98 | 20.90 | 20.84 | 21.08 | 21.11 | | 3 |
| | | 100 | 0 | 20.94 | 20.79 | 20.74 | 21.02 | 20.93 | | 3 |
| | 256QAM | 1 | 0 | 18.68 | 18.33 | 18.52 | 18.72 | 18.58 | 0-5 | 5 |
| | | 1 | 50 | 18.77 | 18.68 | 18.77 | 19.07 | 18.84 | | 5 |
| | | 1 | 99 | 18.45 | 18.35 | 18.39 | 18.62 | 18.69 | | 5 |
| 256QAM | | 50 | 0 | 19.01 | 18.78 | 18.86 | 19.10 | 18.96 | 0-5 | 5 |
| | | 50 | 25 | 19.02 | 18.85 | 18.89 | 19.18 | 19.13 | | 5 |
| | | 50 | 50 | 18.97 | 18.82 | 18.92 | 19.03 | 19.11 | | 5 |
| | 100 | 0 | 18.89 | 18.79 | 18.83 | 19.04 | 18.97 | 5 | | |

Table 9-104
LTE Band 41 PC3 Maximum Conducted Powers - 15 MHz Bandwidth

| LTE Band 41 15 MHz Bandwidth | | | | | | | | | | |
|---------------------------------|---------|-----------|-----------------------|-----------------------|-----------------------|-----------------------|-----------------------|---------------------------|----------|---|
| Modulation | RB Size | RB Offset | Low Channel | Low-Mid Channel | Mid Channel | Mid-High Channel | High Channel | MPR Allowed per 3GPP [dB] | MPR [dB] | |
| | | | 39750 (2506.0 MHz) | 40185 (2549.5 MHz) | 40620 (2593.0 MHz) | 41055 (2636.5 MHz) | 41490 (2680.0 MHz) | | | |
| | | | Conducted Power [dBm] | | | | | | | |
| QPSK | 1 | 0 | 23.94 | 23.54 | 23.71 | 24.10 | 23.64 | 0 | 0 | |
| | 1 | 36 | 23.89 | 23.65 | 23.81 | 24.05 | 23.89 | | 0 | |
| | 1 | 74 | 23.73 | 23.52 | 23.38 | 23.75 | 23.66 | | 0 | |
| | 16QAM | 36 | 0 | 22.90 | 22.62 | 22.71 | 23.05 | 22.79 | 0-1 | 1 |
| | | 36 | 18 | 22.93 | 22.78 | 22.73 | 23.02 | 22.48 | | 1 |
| | | 36 | 37 | 22.84 | 22.77 | 22.62 | 22.95 | 22.49 | | 1 |
| 64QAM | | 75 | 0 | 22.83 | 22.77 | 22.63 | 22.92 | 22.40 | 0-1 | 1 |
| | | 1 | 0 | 23.25 | 22.95 | 22.96 | 23.42 | 23.02 | | 1 |
| | | 1 | 36 | 23.14 | 23.08 | 23.02 | 23.40 | 23.19 | | 1 |
| | 256QAM | 1 | 74 | 23.05 | 22.92 | 22.66 | 23.12 | 22.99 | 0-2 | 1 |
| | | 36 | 0 | 21.92 | 21.65 | 21.69 | 22.03 | 21.37 | | 2 |
| | | 36 | 18 | 21.95 | 21.81 | 21.71 | 22.04 | 21.45 | | 2 |
| 64QAM | | 36 | 37 | 21.88 | 21.80 | 21.67 | 21.96 | 21.40 | 0-2 | 2 |
| | | 75 | 0 | 21.89 | 21.77 | 21.65 | 21.97 | 21.48 | | 2 |
| | | 1 | 0 | 22.12 | 21.58 | 21.86 | 22.23 | 21.84 | | 2 |
| | 256QAM | 1 | 36 | 22.10 | 21.73 | 21.96 | 22.21 | 22.09 | 0-2 | 2 |
| | | 1 | 74 | 22.03 | 21.59 | 21.69 | 21.97 | 21.92 | | 2 |
| | | 36 | 0 | 20.97 | 20.73 | 20.81 | 21.13 | 20.32 | | 3 |
| 64QAM | | 36 | 18 | 21.00 | 20.86 | 20.78 | 21.08 | 20.43 | 0-3 | 3 |
| | | 36 | 37 | 20.89 | 20.84 | 20.74 | 21.09 | 20.45 | | 3 |
| | | 75 | 0 | 20.94 | 20.82 | 20.71 | 21.02 | 20.50 | | 3 |
| | 256QAM | 1 | 0 | 18.27 | 18.34 | 18.34 | 18.72 | 18.34 | 0-5 | 5 |
| | | 1 | 36 | 18.46 | 18.54 | 18.45 | 18.75 | 18.58 | | 5 |
| | | 1 | 74 | 18.39 | 18.38 | 18.35 | 18.47 | 18.44 | | 5 |
| 256QAM | | 36 | 0 | 18.54 | 18.68 | 18.59 | 18.97 | 18.66 | 0-5 | 5 |
| | | 36 | 18 | 18.69 | 18.80 | 18.67 | 19.00 | 18.74 | | 5 |
| | | 36 | 37 | 18.67 | 18.68 | 18.69 | 18.92 | 18.78 | | 5 |
| | 75 | 0 | 18.59 | 18.71 | 18.61 | 18.88 | 18.79 | 5 | | |



| | | | | |
|--------------------------------------|---|-------------------------------|---|---------------------------------|
| FCC ID A3LSMN976U |  | SAR EVALUATION REPORT |  | Approved by: Quality Manager |
| Document S/N: 1M1909040147-01.A3L | Test Dates: 09/10/19 – 11/06/19 | DUT Type: Portable Handset | | Page 93 of 212 |

Table 9-105
LTE Band 41 PC3 Maximum Conducted Powers - 10 MHz Bandwidth

| LTE Band 41 10 MHz Bandwidth | | | | | | | | | | |
|---------------------------------|---------|-----------|-----------------------|-----------------------|-----------------------|-----------------------|-----------------------|---------------------------|----------|---|
| Modulation | RB Size | RB Offset | Low Channel | Low-Mid Channel | Mid Channel | Mid-High Channel | High Channel | MPR Allowed per 3GPP [dB] | MPR [dB] | |
| | | | 39750 (2506.0 MHz) | 40185 (2549.5 MHz) | 40620 (2593.0 MHz) | 41055 (2636.5 MHz) | 41490 (2680.0 MHz) | | | |
| Conducted Power [dBm] | | | | | | | | | | |
| QPSK | 1 | 0 | 23.65 | 23.41 | 23.39 | 23.65 | 23.74 | 0 | 0 | |
| | 1 | 25 | 23.61 | 23.56 | 23.46 | 23.78 | 23.78 | | 0 | |
| | 1 | 49 | 23.55 | 23.31 | 23.16 | 23.52 | 23.51 | | 0 | |
| | | 25 | 0 | 22.77 | 22.57 | 22.40 | 22.78 | 22.69 | 1 | |
| | | 25 | 12 | 22.94 | 22.75 | 22.57 | 22.84 | 22.78 | 0-1 | 1 |
| | | 25 | 25 | 22.72 | 22.61 | 22.39 | 22.81 | 22.67 | 1 | |
| 16QAM | 1 | 0 | 22.79 | 22.65 | 22.35 | 22.79 | 22.74 | 0-1 | 1 | |
| | 1 | 25 | 23.04 | 22.56 | 22.73 | 23.00 | 22.96 | | 1 | |
| | 1 | 49 | 22.93 | 22.52 | 22.49 | 22.89 | 22.71 | | 1 | |
| | | 25 | 0 | 21.90 | 21.62 | 21.53 | 21.79 | 21.66 | 2 | |
| | | 25 | 12 | 21.89 | 21.74 | 21.50 | 21.84 | 21.79 | 0-2 | 2 |
| | | 25 | 25 | 21.74 | 21.60 | 21.49 | 21.78 | 21.79 | 2 | |
| 64QAM | 1 | 0 | 21.81 | 21.73 | 21.55 | 21.83 | 21.86 | 0-2 | 2 | |
| | 1 | 25 | 22.14 | 21.44 | 21.59 | 21.81 | 21.79 | | 2 | |
| | 1 | 49 | 22.10 | 21.52 | 21.57 | 21.83 | 21.77 | | 2 | |
| | | 25 | 0 | 20.78 | 20.63 | 20.60 | 20.92 | 20.81 | 0-3 | 3 |
| | | 25 | 12 | 20.92 | 20.75 | 20.57 | 20.94 | 20.89 | | 3 |
| | | 25 | 25 | 20.72 | 20.68 | 20.59 | 20.89 | 20.77 | | 3 |
| 256QAM | 1 | 0 | 20.81 | 20.73 | 20.49 | 20.95 | 20.81 | 0-5 | 3 | |
| | 1 | 25 | 18.39 | 18.19 | 18.26 | 18.55 | 18.45 | | 5 | |
| | 1 | 49 | 18.46 | 18.33 | 18.40 | 18.54 | 18.53 | | 5 | |
| | | 25 | 0 | 18.16 | 18.29 | 18.22 | 18.47 | 18.40 | 5 | |
| | | 25 | 12 | 18.43 | 18.51 | 18.59 | 18.50 | 18.50 | 5 | |
| | | 25 | 25 | 18.56 | 18.61 | 18.60 | 18.60 | 18.62 | 5 | |
| | 50 | 0 | 18.51 | 18.57 | 18.58 | 18.50 | 18.55 | 5 | | |
| | 50 | 0 | 18.49 | 18.60 | 18.59 | 18.56 | 18.61 | 5 | | |

Table 9-106
LTE Band 41 PC3 Maximum Conducted Powers - 5 MHz Bandwidth

| LTE Band 41 5 MHz Bandwidth | | | | | | | | | | |
|--------------------------------|---------|-----------|-----------------------|-----------------------|-----------------------|-----------------------|-----------------------|---------------------------|----------|---|
| Modulation | RB Size | RB Offset | Low Channel | Low-Mid Channel | Mid Channel | Mid-High Channel | High Channel | MPR Allowed per 3GPP [dB] | MPR [dB] | |
| | | | 39750 (2506.0 MHz) | 40185 (2549.5 MHz) | 40620 (2593.0 MHz) | 41055 (2636.5 MHz) | 41490 (2680.0 MHz) | | | |
| Conducted Power [dBm] | | | | | | | | | | |
| QPSK | 1 | 0 | 23.69 | 23.50 | 23.49 | 23.79 | 23.74 | 0 | 0 | |
| | 1 | 12 | 23.76 | 23.53 | 23.40 | 24.00 | 23.61 | | 0 | |
| | 1 | 24 | 23.59 | 23.51 | 23.34 | 23.75 | 23.62 | | 0 | |
| | | 12 | 0 | 22.63 | 22.52 | 22.32 | 22.73 | 22.63 | 1 | |
| | | 12 | 6 | 22.69 | 22.61 | 22.37 | 22.79 | 22.71 | 0-1 | 1 |
| | | 12 | 13 | 22.60 | 22.51 | 22.39 | 22.78 | 22.68 | 1 | |
| 16QAM | 1 | 0 | 22.64 | 22.48 | 22.34 | 22.69 | 22.69 | 0-1 | 1 | |
| | 1 | 12 | 22.77 | 22.61 | 22.62 | 22.99 | 22.83 | | 1 | |
| | 1 | 24 | 22.79 | 22.68 | 22.69 | 23.00 | 22.88 | | 1 | |
| | | 1 | 0 | 21.70 | 21.41 | 21.30 | 21.83 | 21.69 | 0-2 | 2 |
| | | 12 | 6 | 21.78 | 21.46 | 21.34 | 21.87 | 21.85 | | 2 |
| | | 12 | 13 | 21.66 | 21.39 | 21.35 | 21.85 | 21.72 | | 2 |
| 64QAM | 1 | 0 | 21.57 | 21.43 | 21.29 | 21.66 | 21.65 | 0-2 | 2 | |
| | 1 | 12 | 21.78 | 21.49 | 21.52 | 21.79 | 21.74 | | 2 | |
| | 1 | 24 | 21.71 | 21.55 | 21.57 | 21.89 | 21.81 | | 2 | |
| | | 12 | 0 | 20.66 | 20.53 | 20.50 | 20.79 | 20.65 | 0-3 | 3 |
| | | 12 | 6 | 20.79 | 20.60 | 20.52 | 20.86 | 20.85 | | 3 |
| | | 12 | 13 | 20.68 | 20.53 | 20.44 | 20.84 | 20.70 | | 3 |
| 256QAM | 1 | 0 | 20.69 | 20.52 | 20.42 | 20.77 | 20.74 | 0-5 | 3 | |
| | 1 | 12 | 18.28 | 18.24 | 18.32 | 18.73 | 18.58 | | 5 | |
| | 1 | 24 | 18.34 | 18.38 | 18.34 | 18.52 | 18.57 | | 5 | |
| | | 1 | 0 | 18.54 | 18.49 | 18.44 | 18.66 | 18.53 | 0-5 | 5 |
| | | 12 | 0 | 18.22 | 18.41 | 18.48 | 18.83 | 18.49 | | 5 |
| | | 12 | 6 | 18.36 | 18.53 | 18.50 | 18.88 | 18.44 | | 5 |
| | 12 | 13 | 18.49 | 18.57 | 18.54 | 18.88 | 18.67 | 5 | | |
| | 25 | 0 | 18.57 | 18.47 | 18.41 | 18.77 | 18.52 | 5 | | |



| | | | | |
|--------------------------------------|--|-------------------------------|---|---------------------------------|
| FCC ID A3LSMN976U |  PCTEST ENGINEERING LABORATORY, INC. | SAR EVALUATION REPORT |  | Approved by: Quality Manager |
| Document S/N: 1M1909040147-01.A3L | Test Dates: 09/10/19 – 11/06/19 | DUT Type: Portable Handset | Page 94 of 212 | |

Table 9-107

LTE Band 41 PC3 Reduced Conducted Powers - 20 MHz Bandwidth – Hotspot Mode Active

| LTE Band 41 20 MHz Bandwidth | | | | | | | | | | |
|---------------------------------|---------|-----------|--------------------|--------------------|--------------------|--------------------|--------------------|---------------------------|----------|---|
| Modulation | RB Size | RB Offset | Low Channel | Low-Mid Channel | Mid Channel | Mid-High Channel | High Channel | MPR Allowed per 3GPP [dB] | MPR [dB] | |
| | | | 39750 (2506.0 MHz) | 40185 (2549.5 MHz) | 40620 (2593.0 MHz) | 41055 (2636.5 MHz) | 41490 (2680.0 MHz) | | | |
| Conducted Power [dBm] | | | | | | | | | | |
| QPSK | 1 | 0 | 22.06 | 21.82 | 21.50 | 21.68 | 21.23 | 0 | 0 | |
| | 1 | 50 | 22.00 | 21.74 | 21.91 | 21.91 | 21.71 | | 0 | |
| | 1 | 99 | 21.91 | 21.66 | 21.34 | 21.44 | 21.32 | | 0 | |
| | QPSK | 50 | 0 | 22.01 | 21.79 | 21.71 | 21.82 | 21.47 | 0-1 | 0 |
| | | 50 | 25 | 22.11 | 21.89 | 21.80 | 21.79 | 21.68 | | 0 |
| | | 50 | 50 | 21.97 | 21.79 | 21.69 | 21.69 | 21.57 | | 0 |
| 16QAM | | 100 | 0 | 21.98 | 21.82 | 21.71 | 21.67 | 21.46 | 0-1 | 0 |
| | | 1 | 0 | 22.28 | 22.05 | 21.83 | 21.88 | 21.61 | | 0 |
| | | 1 | 50 | 22.21 | 21.94 | 22.22 | 22.07 | 22.04 | | 0 |
| | 16QAM | 1 | 99 | 22.15 | 21.92 | 21.73 | 21.63 | 21.63 | 0-2 | 0 |
| | | 50 | 0 | 21.80 | 21.41 | 21.67 | 21.82 | 21.53 | | 0 |
| | | 50 | 25 | 21.86 | 21.57 | 21.70 | 21.80 | 21.76 | | 0 |
| 64QAM | | 50 | 50 | 21.74 | 21.46 | 21.59 | 21.65 | 21.62 | 0-2 | 0 |
| | | 100 | 0 | 21.71 | 21.50 | 21.56 | 21.69 | 21.55 | | 0 |
| | | 1 | 0 | 22.12 | 21.74 | 21.61 | 21.84 | 21.34 | | 0 |
| | 64QAM | 1 | 50 | 22.03 | 21.71 | 22.08 | 22.17 | 21.87 | 0-2 | 0 |
| | | 1 | 99 | 21.95 | 21.72 | 21.57 | 21.70 | 21.51 | | 0 |
| | | 50 | 0 | 20.83 | 20.47 | 20.72 | 21.10 | 20.79 | | 1 |
| 256QAM | | 50 | 25 | 20.90 | 20.64 | 20.75 | 21.08 | 20.99 | 0-3 | 1 |
| | | 50 | 50 | 20.74 | 20.54 | 20.62 | 20.93 | 20.89 | | 1 |
| | | 100 | 0 | 20.74 | 20.49 | 20.58 | 20.91 | 20.71 | | 1 |
| | 256QAM | 1 | 0 | 18.65 | 18.42 | 18.45 | 18.81 | 18.62 | 0-5 | 3 |
| | | 1 | 50 | 18.95 | 18.70 | 18.83 | 19.09 | 19.03 | | 3 |
| | | 1 | 99 | 18.69 | 18.34 | 18.49 | 18.67 | 18.83 | | 3 |
| 256QAM | | 50 | 0 | 19.19 | 18.93 | 18.98 | 19.31 | 19.17 | 0-5 | 3 |
| | | 50 | 25 | 19.29 | 19.07 | 19.08 | 19.35 | 19.15 | | 3 |
| | | 50 | 50 | 19.21 | 18.88 | 19.07 | 19.22 | 19.21 | | 3 |
| | 100 | 0 | 19.17 | 18.91 | 18.90 | 19.17 | 19.14 | 3 | | |

Table 9-108

LTE Band 41 Reduced Conducted Powers - 15 MHz Bandwidth – Hotspot Mode Active

| LTE Band 41 15 MHz Bandwidth | | | | | | | | | | |
|---------------------------------|---------|-----------|--------------------|--------------------|--------------------|--------------------|--------------------|---------------------------|----------|---|
| Modulation | RB Size | RB Offset | Low Channel | Low-Mid Channel | Mid Channel | Mid-High Channel | High Channel | MPR Allowed per 3GPP [dB] | MPR [dB] | |
| | | | 39750 (2506.0 MHz) | 40185 (2549.5 MHz) | 40620 (2593.0 MHz) | 41055 (2636.5 MHz) | 41490 (2680.0 MHz) | | | |
| Conducted Power [dBm] | | | | | | | | | | |
| QPSK | 1 | 0 | 22.03 | 21.89 | 21.57 | 21.68 | 21.47 | 0 | 0 | |
| | 1 | 36 | 22.03 | 22.02 | 21.74 | 21.80 | 21.73 | | 0 | |
| | 1 | 74 | 21.93 | 21.77 | 21.29 | 21.51 | 21.46 | | 0 | |
| | QPSK | 36 | 0 | 22.07 | 21.83 | 21.68 | 21.77 | 21.64 | 0-1 | 0 |
| | | 36 | 18 | 22.17 | 22.02 | 21.73 | 21.78 | 21.78 | | 0 |
| | | 36 | 37 | 22.10 | 21.95 | 21.65 | 21.77 | 21.78 | | 0 |
| 16QAM | | 75 | 0 | 22.09 | 21.91 | 21.68 | 21.78 | 21.65 | 0-1 | 0 |
| | | 1 | 0 | 22.03 | 22.07 | 21.54 | 21.85 | 21.45 | | 0 |
| | | 1 | 36 | 21.99 | 22.21 | 21.66 | 21.94 | 21.74 | | 0 |
| | 16QAM | 1 | 74 | 21.92 | 21.92 | 21.27 | 21.60 | 21.50 | 0-2 | 0 |
| | | 36 | 0 | 22.08 | 21.78 | 21.65 | 21.63 | 21.59 | | 0 |
| | | 36 | 18 | 22.18 | 21.95 | 21.71 | 21.66 | 21.75 | | 0 |
| 64QAM | | 36 | 37 | 22.08 | 21.90 | 21.64 | 21.63 | 21.73 | 0-2 | 0 |
| | | 75 | 0 | 22.00 | 21.82 | 21.65 | 21.68 | 21.58 | | 0 |
| | | 1 | 0 | 22.03 | 21.96 | 21.55 | 21.84 | 21.44 | | 0 |
| | 64QAM | 1 | 36 | 22.02 | 22.13 | 21.67 | 21.94 | 21.68 | 0-2 | 0 |
| | | 1 | 74 | 21.90 | 21.88 | 21.27 | 21.60 | 21.44 | | 0 |
| | | 36 | 0 | 21.07 | 20.78 | 20.67 | 20.62 | 20.62 | | 1 |
| 256QAM | | 36 | 18 | 21.16 | 20.97 | 20.73 | 20.67 | 20.76 | 0-3 | 1 |
| | | 36 | 37 | 21.09 | 20.92 | 20.65 | 20.63 | 20.72 | | 1 |
| | | 75 | 0 | 21.00 | 20.84 | 20.64 | 20.68 | 20.56 | | 1 |
| | 256QAM | 1 | 0 | 18.64 | 18.64 | 18.62 | 19.07 | 18.82 | 0-5 | 3 |
| | | 1 | 36 | 18.88 | 18.87 | 18.78 | 19.10 | 19.11 | | 3 |
| | | 1 | 74 | 18.65 | 18.59 | 18.50 | 18.80 | 18.89 | | 3 |
| 256QAM | | 36 | 0 | 18.93 | 19.00 | 19.02 | 19.35 | 19.21 | 0-5 | 3 |
| | | 36 | 18 | 19.10 | 19.07 | 19.10 | 19.34 | 19.27 | | 3 |
| | | 36 | 37 | 18.97 | 18.96 | 19.11 | 19.32 | 19.24 | | 3 |
| | 75 | 0 | 19.00 | 18.98 | 19.01 | 19.23 | 19.27 | 3 | | |



| | | | | |
|--------------------------------------|--|-------------------------------|---|---------------------------------|
| FCC ID A3LSMN976U |  PCTEST ENGINEERING LABORATORY, INC. | SAR EVALUATION REPORT |  | Approved by: Quality Manager |
| Document S/N: 1M1909040147-01.A3L | Test Dates: 09/10/19 – 11/06/19 | DUT Type: Portable Handset | | Page 95 of 212 |

Table 9-109
LTE Band 41 Reduced Conducted Powers - 10 MHz Bandwidth – Hotspot Mode Active

| LTE Band 41 10 MHz Bandwidth | | | | | | | | | | |
|---------------------------------|---------|-----------|-----------------------|-----------------------|-----------------------|-----------------------|-----------------------|---------------------------|----------|---|
| Modulation | RB Size | RB Offset | Low Channel | Low-Mid Channel | Mid Channel | Mid-High Channel | High Channel | MPR Allowed per 3GPP [dB] | MPR [dB] | |
| | | | 39750 (2506.0 MHz) | 40185 (2549.5 MHz) | 40620 (2593.0 MHz) | 41055 (2636.5 MHz) | 41490 (2680.0 MHz) | | | |
| Conducted Power [dBm] | | | | | | | | | | |
| QPSK | 1 | 0 | 22.08 | 21.73 | 21.81 | 21.35 | 21.63 | 0 | 0 | |
| | 1 | 25 | 22.00 | 21.78 | 21.63 | 21.56 | 21.65 | | 0 | |
| | 1 | 49 | 22.08 | 21.56 | 21.60 | 21.62 | 21.64 | | 0 | |
| | 16QAM | 25 | 0 | 21.84 | 21.62 | 21.58 | 21.65 | 21.66 | 0-1 | 0 |
| | | 25 | 12 | 22.04 | 21.74 | 21.84 | 21.55 | 21.60 | | 0 |
| | | 25 | 25 | 21.83 | 21.62 | 21.45 | 21.49 | 21.57 | | 0 |
| 64QAM | | 50 | 0 | 21.81 | 21.65 | 21.48 | 21.59 | 21.54 | 0-1 | 0 |
| | | 1 | 0 | 21.76 | 21.52 | 21.55 | 21.66 | 21.63 | | 0 |
| | | 1 | 25 | 21.81 | 22.00 | 21.35 | 21.93 | 21.73 | | 0 |
| | 256QAM | 1 | 49 | 21.72 | 21.76 | 21.60 | 21.78 | 21.61 | 0-2 | 0 |
| | | 25 | 0 | 21.90 | 21.54 | 21.67 | 21.69 | 21.47 | | 0 |
| | | 25 | 12 | 21.90 | 21.69 | 21.69 | 21.67 | 21.47 | | 0 |
| 64QAM | | 25 | 25 | 21.83 | 21.56 | 21.60 | 21.53 | 21.45 | 0-2 | 0 |
| | | 50 | 0 | 21.75 | 21.62 | 21.64 | 21.44 | 21.40 | | 0 |
| | | 1 | 0 | 21.91 | 21.48 | 21.62 | 21.79 | 21.31 | | 0 |
| | 256QAM | 1 | 25 | 21.70 | 22.01 | 21.73 | 21.62 | 21.66 | 0-2 | 0 |
| | | 1 | 49 | 21.61 | 21.66 | 21.55 | 21.60 | 21.57 | | 0 |
| | | 25 | 0 | 21.22 | 20.95 | 20.81 | 20.72 | 20.91 | | 1 |
| 256QAM | | 25 | 12 | 21.23 | 21.06 | 20.82 | 20.79 | 20.88 | 0-3 | 1 |
| | | 25 | 25 | 21.12 | 21.01 | 20.83 | 20.77 | 20.84 | | 1 |
| | | 50 | 0 | 21.04 | 21.06 | 20.86 | 20.83 | 20.75 | | 1 |
| | 256QAM | 1 | 0 | 18.43 | 18.33 | 18.30 | 18.65 | 18.53 | 0-5 | 3 |
| | | 1 | 25 | 18.66 | 18.61 | 18.63 | 18.92 | 18.80 | | 3 |
| | | 1 | 49 | 18.48 | 18.27 | 18.27 | 18.65 | 18.60 | | 3 |
| 256QAM | | 25 | 0 | 18.83 | 18.82 | 18.86 | 19.17 | 19.07 | 0-5 | 3 |
| | | 25 | 12 | 18.97 | 18.89 | 18.91 | 19.29 | 19.15 | | 3 |
| | | 25 | 25 | 18.85 | 18.91 | 18.90 | 19.14 | 19.03 | | 3 |
| | 256QAM | 50 | 0 | 18.91 | 18.88 | 18.89 | 19.12 | 19.12 | 0-5 | 3 |

Table 9-110
LTE Band 41 Reduced Conducted Powers - 5 MHz Bandwidth – Hotspot Mode Active

| LTE Band 41 5 MHz Bandwidth | | | | | | | | | | |
|--------------------------------|---------|-----------|-----------------------|-----------------------|-----------------------|-----------------------|-----------------------|---------------------------|----------|---|
| Modulation | RB Size | RB Offset | Low Channel | Low-Mid Channel | Mid Channel | Mid-High Channel | High Channel | MPR Allowed per 3GPP [dB] | MPR [dB] | |
| | | | 39750 (2506.0 MHz) | 40185 (2549.5 MHz) | 40620 (2593.0 MHz) | 41055 (2636.5 MHz) | 41490 (2680.0 MHz) | | | |
| Conducted Power [dBm] | | | | | | | | | | |
| QPSK | 1 | 0 | 21.86 | 21.55 | 21.65 | 21.79 | 21.61 | 0 | 0 | |
| | 1 | 12 | 21.88 | 21.59 | 21.50 | 21.86 | 21.54 | | 0 | |
| | 1 | 24 | 21.99 | 21.51 | 21.53 | 21.81 | 21.65 | | 0 | |
| | 16QAM | 12 | 0 | 21.84 | 21.67 | 21.62 | 21.91 | 21.79 | 0-1 | 0 |
| | | 12 | 6 | 21.89 | 21.71 | 21.67 | 21.95 | 21.88 | | 0 |
| | | 12 | 13 | 21.85 | 21.66 | 21.48 | 21.96 | 21.84 | | 0 |
| 64QAM | | 25 | 0 | 21.92 | 21.71 | 21.54 | 21.91 | 21.84 | 0-1 | 0 |
| | | 1 | 0 | 21.76 | 21.77 | 21.42 | 21.81 | 21.78 | | 0 |
| | | 1 | 12 | 21.64 | 21.73 | 21.61 | 21.82 | 21.72 | | 0 |
| | 256QAM | 1 | 24 | 21.82 | 21.72 | 21.75 | 21.91 | 21.82 | 0-2 | 0 |
| | | 12 | 0 | 21.95 | 21.86 | 21.82 | 21.84 | 21.75 | | 0 |
| | | 12 | 6 | 21.98 | 21.67 | 21.80 | 21.86 | 21.85 | | 0 |
| 256QAM | | 12 | 13 | 21.93 | 21.63 | 21.88 | 21.90 | 21.81 | 0-2 | 0 |
| | | 25 | 0 | 22.05 | 21.89 | 21.86 | 21.94 | 21.80 | | 0 |
| | | 1 | 0 | 21.73 | 21.60 | 21.45 | 21.55 | 21.60 | | 0 |
| | 256QAM | 1 | 12 | 21.78 | 21.57 | 21.64 | 21.60 | 21.54 | 0-2 | 0 |
| | | 1 | 24 | 21.61 | 21.66 | 21.45 | 21.29 | 21.71 | | 0 |
| | | 12 | 0 | 21.11 | 21.09 | 21.02 | 20.92 | 21.02 | | 1 |
| 256QAM | | 12 | 6 | 21.15 | 21.15 | 21.02 | 20.99 | 21.08 | 0-3 | 1 |
| | | 12 | 13 | 21.22 | 21.14 | 21.05 | 21.01 | 21.09 | | 1 |
| | | 25 | 0 | 21.10 | 21.08 | 20.85 | 21.00 | 20.88 | | 1 |
| | 256QAM | 1 | 0 | 18.90 | 18.63 | 18.68 | 18.95 | 18.83 | 0-5 | 3 |
| | | 1 | 12 | 18.82 | 18.61 | 18.64 | 18.94 | 18.81 | | 3 |
| | | 1 | 24 | 18.82 | 18.62 | 18.71 | 18.97 | 18.85 | | 3 |
| 256QAM | | 12 | 0 | 19.10 | 18.87 | 18.91 | 19.16 | 19.02 | 0-5 | 3 |
| | | 12 | 6 | 19.11 | 18.90 | 18.90 | 19.23 | 19.10 | | 3 |
| | | 12 | 13 | 19.03 | 18.91 | 18.88 | 19.19 | 19.06 | | 3 |
| | 256QAM | 25 | 0 | 19.12 | 18.91 | 18.84 | 19.16 | 19.11 | 0-5 | 3 |



| | | | | |
|--------------------------------------|--|-------------------------------|---|---------------------------------|
| FCC ID A3LSMN976U |  PCTEST ENGINEERING LABORATORY, INC. | SAR EVALUATION REPORT |  | Approved by: Quality Manager |
| Document S/N: 1M1909040147-01.A3L | Test Dates: 09/10/19 – 11/06/19 | DUT Type: Portable Handset | | Page 96 of 212 |

Table 9-111
LTE Band 41 PC2 Maximum Conducted Powers - 20 MHz Bandwidth

| LTE Band 41 20 MHz Bandwidth | | | | | | | | | | |
|---------------------------------|---------|-----------|-----------------------|-----------------------|-----------------------|-----------------------|-----------------------|------------------------------|----------|-----|
| Modulation | RB Size | RB Offset | Low Channel | Low-Mid Channel | Mid Channel | Mid-High Channel | High Channel | MPR Allowed per 3GPP [dB] | MPR [dB] | |
| | | | 39750 (2506.0 MHz) | 40185 (2549.5 MHz) | 40620 (2593.0 MHz) | 41055 (2636.5 MHz) | 41490 (2680.0 MHz) | | | |
| | | | Conducted Power [dBm] | | | | | | | |
| QPSK | 1 | 0 | 26.60 | 26.26 | 26.21 | 26.59 | 26.21 | 0 | 0 | |
| | 1 | 50 | 26.51 | 26.20 | 26.53 | 26.79 | 26.64 | | 0 | |
| | 1 | 99 | 26.36 | 26.14 | 26.05 | 26.35 | 26.28 | | 0 | |
| | QPSK | 50 | 0 | 25.63 | 25.22 | 25.54 | 25.94 | 25.63 | 0-1 | 1 |
| | | 50 | 25 | 25.71 | 25.39 | 25.62 | 25.92 | 25.82 | | 1 |
| | | 50 | 50 | 25.61 | 25.33 | 25.46 | 25.77 | 25.72 | | 1 |
| | | 16QAM | 100 | 0 | 25.60 | 25.34 | 25.47 | 25.80 | 25.63 | 0-1 |
| 1 | | | 0 | 26.06 | 25.76 | 25.60 | 26.04 | 25.62 | 1 | |
| 1 | | | 50 | 26.05 | 25.70 | 26.00 | 26.28 | 26.13 | 1 | |
| 16QAM | 1 | | 99 | 25.87 | 25.63 | 25.44 | 25.72 | 25.72 | 0-2 | 1 |
| | 50 | | 0 | 24.69 | 24.32 | 24.58 | 24.96 | 24.71 | | 2 |
| | 50 | | 25 | 24.78 | 24.48 | 24.63 | 24.88 | 24.92 | | 2 |
| | 64QAM | | 50 | 50 | 24.64 | 24.40 | 24.52 | 24.82 | 24.92 | 0-2 |
| | | 100 | 0 | 24.66 | 24.42 | 24.54 | 24.85 | 24.80 | 2 | |
| | | 1 | 0 | 24.13 | 24.45 | 24.26 | 24.70 | 24.29 | 2 | |
| 64QAM | | 1 | 50 | 24.48 | 24.40 | 24.68 | 24.75 | 24.41 | 0-2 | 2 |
| | 1 | 99 | 24.64 | 24.27 | 24.20 | 24.40 | 24.22 | 2 | | |
| | 50 | 0 | 23.30 | 23.37 | 23.64 | 24.03 | 23.61 | 3 | | |
| | 256QAM | 50 | 25 | 23.66 | 23.54 | 23.67 | 23.96 | 23.58 | 0-3 | 3 |
| | | 50 | 50 | 23.68 | 23.42 | 23.57 | 23.78 | 23.49 | | 3 |
| | | 100 | 0 | 23.58 | 23.41 | 23.54 | 23.84 | 23.51 | | 3 |
| 256QAM | | 1 | 0 | 21.43 | 21.19 | 21.20 | 21.59 | 21.32 | 0-5 | 5 |
| | 1 | 50 | 21.71 | 21.46 | 21.49 | 21.84 | 21.66 | 5 | | |
| | 1 | 99 | 21.32 | 21.20 | 21.26 | 21.48 | 21.51 | 5 | | |
| | 256QAM | 50 | 0 | 21.79 | 21.41 | 21.49 | 21.89 | 21.77 | 0-5 | 5 |
| | | 50 | 25 | 21.83 | 21.64 | 21.51 | 21.95 | 21.86 | | 5 |
| | | 50 | 50 | 21.62 | 21.46 | 21.47 | 21.86 | 21.79 | | 5 |
| | | 100 | 0 | 21.67 | 21.46 | 21.39 | 21.82 | 21.69 | 5 | |

Table 9-112
LTE Band 41 PC2 Maximum Conducted Powers - 15 MHz Bandwidth

| LTE Band 41 15 MHz Bandwidth | | | | | | | | | | |
|---------------------------------|---------|-----------|-----------------------|-----------------------|-----------------------|-----------------------|-----------------------|------------------------------|----------|-----|
| Modulation | RB Size | RB Offset | Low Channel | Low-Mid Channel | Mid Channel | Mid-High Channel | High Channel | MPR Allowed per 3GPP [dB] | MPR [dB] | |
| | | | 39750 (2506.0 MHz) | 40185 (2549.5 MHz) | 40620 (2593.0 MHz) | 41055 (2636.5 MHz) | 41490 (2680.0 MHz) | | | |
| | | | Conducted Power [dBm] | | | | | | | |
| QPSK | 1 | 0 | 26.60 | 26.30 | 26.42 | 26.74 | 26.42 | 0 | 0 | |
| | 1 | 36 | 26.52 | 26.37 | 26.43 | 26.83 | 26.54 | | 0 | |
| | 1 | 74 | 26.44 | 26.34 | 26.22 | 26.48 | 26.48 | | 0 | |
| | QPSK | 36 | 0 | 25.66 | 25.10 | 25.45 | 25.98 | 25.77 | 0-1 | 1 |
| | | 36 | 18 | 25.74 | 25.28 | 25.57 | 25.95 | 25.63 | | 1 |
| | | 36 | 37 | 25.69 | 25.37 | 25.49 | 25.91 | 25.74 | | 1 |
| | | 16QAM | 75 | 0 | 25.54 | 25.44 | 26.00 | 25.86 | 25.66 | 0-1 |
| 1 | | | 0 | 26.09 | 25.86 | 26.03 | 26.24 | 26.13 | 1 | |
| 1 | | | 36 | 25.88 | 25.80 | 26.00 | 26.23 | 26.00 | 1 | |
| 16QAM | 1 | | 74 | 25.73 | 25.57 | 25.74 | 25.92 | 25.64 | 0-2 | 1 |
| | 36 | | 0 | 24.73 | 24.35 | 24.78 | 25.02 | 24.66 | | 2 |
| | 36 | | 18 | 24.66 | 24.55 | 24.93 | 25.00 | 24.82 | | 2 |
| | 64QAM | | 36 | 37 | 24.34 | 24.35 | 24.77 | 24.92 | 24.77 | 0-2 |
| | | 75 | 0 | 24.57 | 24.32 | 24.67 | 24.96 | 24.84 | 2 | |
| | | 1 | 0 | 24.41 | 24.47 | 24.36 | 24.80 | 24.32 | 2 | |
| 64QAM | | 1 | 36 | 24.23 | 24.20 | 24.95 | 24.72 | 24.45 | 0-2 | 2 |
| | 1 | 74 | 24.55 | 24.57 | 24.33 | 24.32 | 24.45 | 2 | | |
| | 36 | 0 | 23.57 | 23.66 | 23.70 | 24.00 | 23.41 | 3 | | |
| | 256QAM | 36 | 18 | 23.55 | 23.52 | 23.76 | 23.92 | 23.47 | 0-3 | 3 |
| | | 36 | 37 | 23.50 | 23.48 | 23.50 | 23.88 | 23.49 | | 3 |
| | | 75 | 0 | 23.59 | 23.42 | 23.22 | 23.85 | 23.55 | | 3 |
| 256QAM | | 1 | 0 | 21.23 | 21.29 | 21.40 | 21.68 | 21.34 | 0-5 | 5 |
| | 1 | 36 | 21.51 | 21.50 | 21.34 | 21.94 | 21.78 | 5 | | |
| | 1 | 74 | 21.23 | 21.33 | 21.37 | 21.58 | 21.62 | 5 | | |
| | 256QAM | 36 | 0 | 21.69 | 21.50 | 21.39 | 21.90 | 21.54 | 0-5 | 5 |
| | | 36 | 18 | 21.72 | 21.54 | 21.54 | 21.85 | 21.70 | | 5 |
| | | 36 | 37 | 21.55 | 21.35 | 21.49 | 21.96 | 21.66 | | 5 |
| | | 75 | 0 | 21.57 | 21.55 | 21.48 | 21.72 | 21.70 | 5 | |



| | | | | |
|--------------------------------------|--|-------------------------------|---|---------------------------------|
| FCC ID A3LSMN976U |  PCTEST ENGINEERING LABORATORY, INC. | SAR EVALUATION REPORT |  | Approved by: Quality Manager |
| Document S/N: 1M1909040147-01.A3L | Test Dates: 09/10/19 – 11/06/19 | DUT Type: Portable Handset | | Page 97 of 212 |

Table 9-113
LTE Band 41 PC2 Maximum Conducted Powers - 10 MHz Bandwidth

| LTE Band 41 10 MHz Bandwidth | | | | | | | | | |
|---------------------------------|---------|-----------|-----------------------|-----------------------|-----------------------|-----------------------|-----------------------|------------------------------|----------|
| Modulation | RB Size | RB Offset | Low Channel | Low-Mid Channel | Mid Channel | Mid-High Channel | High Channel | MPR Allowed per 3GPP [dB] | MPR [dB] |
| | | | 39750 (2506.0 MHz) | 40185 (2549.5 MHz) | 40620 (2593.0 MHz) | 41055 (2636.5 MHz) | 41490 (2680.0 MHz) | | |
| | | | Conducted Power [dBm] | | | | | | |
| QPSK | 1 | 0 | 26.81 | 26.06 | 26.14 | 26.39 | 26.41 | 0 | 0 |
| | 1 | 25 | 26.53 | 26.28 | 26.32 | 26.62 | 26.63 | | 0 |
| | 1 | 49 | 26.49 | 26.01 | 26.06 | 26.32 | 26.39 | | 0 |
| | 25 | 0 | 25.74 | 25.34 | 25.38 | 25.69 | 25.69 | 0-1 | 1 |
| | 25 | 12 | 25.76 | 25.46 | 25.41 | 25.76 | 25.78 | | 1 |
| | 25 | 25 | 25.72 | 25.39 | 25.40 | 25.71 | 25.64 | | 1 |
| 16QAM | 1 | 0 | 26.16 | 25.62 | 25.63 | 25.97 | 25.89 | 0-1 | 1 |
| | 1 | 25 | 26.02 | 25.88 | 25.80 | 26.16 | 26.04 | | 1 |
| | 1 | 49 | 25.99 | 25.61 | 25.54 | 25.94 | 25.79 | | 1 |
| | 25 | 0 | 24.72 | 24.38 | 24.32 | 24.68 | 24.64 | 0-2 | 2 |
| | 25 | 12 | 24.73 | 24.53 | 24.43 | 24.73 | 24.76 | | 2 |
| | 25 | 25 | 24.66 | 24.44 | 24.36 | 24.72 | 24.62 | | 2 |
| 64QAM | 1 | 0 | 24.70 | 24.45 | 24.36 | 24.77 | 24.73 | 0-2 | 2 |
| | 1 | 25 | 24.74 | 24.72 | 24.71 | 25.08 | 24.81 | | 2 |
| | 1 | 49 | 24.97 | 24.89 | 24.83 | 25.31 | 24.70 | | 2 |
| | 25 | 0 | 23.55 | 23.45 | 23.46 | 23.80 | 23.48 | 0-3 | 3 |
| | 25 | 12 | 23.69 | 23.63 | 23.53 | 23.87 | 23.46 | | 3 |
| | 25 | 25 | 23.79 | 23.51 | 23.50 | 23.83 | 23.42 | | 3 |
| 256QAM | 1 | 0 | 23.64 | 23.47 | 23.43 | 23.77 | 23.41 | 0-5 | 3 |
| | 1 | 25 | 21.57 | 21.20 | 21.23 | 21.56 | 21.48 | | 5 |
| | 1 | 49 | 21.70 | 21.23 | 21.44 | 21.85 | 21.66 | | 5 |
| | 25 | 0 | 21.43 | 21.17 | 21.13 | 21.59 | 21.39 | 0-5 | 5 |
| | 25 | 12 | 21.75 | 21.42 | 21.46 | 21.78 | 21.73 | | 5 |
| | 25 | 25 | 21.79 | 21.58 | 21.50 | 21.82 | 21.85 | | 5 |
| | 25 | 0 | 21.72 | 21.45 | 21.47 | 21.76 | 21.71 | 5 | |
| | 50 | 0 | 21.76 | 21.43 | 21.42 | 21.81 | 21.76 | 5 | |

Table 9-114
LTE Band 41 PC2 Maximum Conducted Powers - 5 MHz Bandwidth

| LTE Band 41 5 MHz Bandwidth | | | | | | | | | |
|--------------------------------|---------|-----------|-----------------------|-----------------------|-----------------------|-----------------------|-----------------------|------------------------------|----------|
| Modulation | RB Size | RB Offset | Low Channel | Low-Mid Channel | Mid Channel | Mid-High Channel | High Channel | MPR Allowed per 3GPP [dB] | MPR [dB] |
| | | | 39750 (2506.0 MHz) | 40185 (2549.5 MHz) | 40620 (2593.0 MHz) | 41055 (2636.5 MHz) | 41490 (2680.0 MHz) | | |
| | | | Conducted Power [dBm] | | | | | | |
| QPSK | 1 | 0 | 26.64 | 26.31 | 26.40 | 26.69 | 26.58 | 0 | 0 |
| | 1 | 12 | 26.64 | 26.35 | 26.45 | 26.72 | 26.62 | | 0 |
| | 1 | 24 | 26.57 | 26.36 | 26.42 | 26.73 | 26.61 | | 0 |
| | 12 | 0 | 25.72 | 25.42 | 25.45 | 25.79 | 25.74 | 0-1 | 1 |
| | 12 | 6 | 25.75 | 25.47 | 25.50 | 25.81 | 25.79 | | 1 |
| | 12 | 13 | 25.72 | 25.46 | 25.49 | 25.82 | 25.73 | | 1 |
| 16QAM | 25 | 0 | 25.71 | 25.48 | 25.47 | 25.76 | 25.80 | 0-1 | 1 |
| | 1 | 0 | 26.05 | 25.67 | 25.68 | 25.99 | 26.04 | | 1 |
| | 1 | 12 | 25.97 | 25.70 | 25.72 | 26.04 | 26.05 | | 1 |
| | 1 | 24 | 26.02 | 25.74 | 25.71 | 26.03 | 26.03 | 0-2 | 1 |
| | 12 | 0 | 24.80 | 24.57 | 24.47 | 24.83 | 24.80 | | 2 |
| | 12 | 6 | 24.82 | 24.58 | 24.53 | 24.82 | 24.91 | | 2 |
| 64QAM | 12 | 13 | 24.79 | 24.52 | 24.50 | 24.82 | 24.83 | 0-2 | 2 |
| | 25 | 0 | 24.66 | 24.50 | 24.41 | 24.74 | 24.75 | | 2 |
| | 1 | 0 | 24.82 | 24.85 | 24.90 | 25.22 | 24.79 | | 2 |
| | 1 | 12 | 24.92 | 24.89 | 24.94 | 25.26 | 24.73 | 0-2 | 2 |
| | 1 | 24 | 25.09 | 24.90 | 24.93 | 25.25 | 24.76 | | 2 |
| | 12 | 0 | 23.55 | 23.52 | 23.52 | 23.83 | 23.42 | | 0-3 |
| 12 | 6 | 23.64 | 23.54 | 23.52 | 23.86 | 23.46 | 3 | | |
| 12 | 13 | 23.71 | 23.49 | 23.54 | 23.89 | 23.43 | 3 | | |
| 256QAM | 25 | 0 | 23.60 | 23.55 | 23.53 | 23.86 | 23.41 | 0-5 | 3 |
| | 1 | 0 | 21.75 | 21.43 | 21.43 | 21.72 | 21.82 | | 5 |
| | 1 | 12 | 21.73 | 21.46 | 21.48 | 21.80 | 21.78 | | 5 |
| | 1 | 24 | 21.67 | 21.43 | 21.42 | 21.72 | 21.79 | 0-5 | 5 |
| | 12 | 0 | 21.75 | 21.74 | 21.56 | 21.84 | 21.90 | | 5 |
| | 12 | 6 | 21.77 | 21.49 | 21.53 | 21.89 | 21.94 | | 5 |
| | 12 | 13 | 21.72 | 21.48 | 21.59 | 21.86 | 21.88 | 5 | |
| | 25 | 0 | 21.74 | 21.54 | 21.51 | 21.82 | 21.83 | 5 | |



| | | | | |
|---|--|--------------------------------------|---|--|
| FCC ID A3LSMN976U |  PCTEST ENGINEERING LABORATORY, INC. | SAR EVALUATION REPORT |  | Approved by: Quality Manager |
| Document S/N: 1M1909040147-01.A3L | Test Dates: 09/10/19 – 11/06/19 | DUT Type: Portable Handset | Page 98 of 212 | |

Table 9-115

LTE Band 41 PC2 Reduced Conducted Powers - 20 MHz Bandwidth – Hotspot Mode Active

| LTE Band 41 20 MHz Bandwidth | | | | | | | | | | |
|---------------------------------|---------|-----------|-----------------------|-----------------------|-----------------------|-----------------------|-----------------------|------------------------------|----------|-----|
| Modulation | RB Size | RB Offset | Low Channel | Low-Mid Channel | Mid Channel | Mid-High Channel | High Channel | MPR Allowed per 3GPP [dB] | MPR [dB] | |
| | | | 39750 (2506.0 MHz) | 40185 (2549.5 MHz) | 40620 (2593.0 MHz) | 41055 (2636.5 MHz) | 41490 (2680.0 MHz) | | | |
| Conducted Power [dBm] | | | | | | | | | | |
| QPSK | 1 | 0 | 21.78 | 21.49 | 21.24 | 21.25 | 21.00 | 0 | 0 | |
| | 1 | 50 | 21.62 | 21.29 | 21.58 | 21.44 | 21.12 | | 0 | |
| | 1 | 99 | 21.30 | 21.23 | 21.11 | 21.18 | 20.97 | | 0 | |
| | 16QAM | 50 | 0 | 21.80 | 21.39 | 21.65 | 21.66 | 21.35 | 0-1 | 0 |
| | | 50 | 25 | 21.88 | 21.55 | 21.70 | 21.64 | 21.54 | | 0 |
| | | 50 | 50 | 21.73 | 21.46 | 21.57 | 21.50 | 21.46 | | 0 |
| | | 64QAM | 100 | 0 | 21.77 | 21.48 | 21.55 | 21.55 | 21.37 | 0-1 |
| 1 | | | 0 | 22.26 | 21.95 | 21.74 | 21.81 | 21.45 | 0 | |
| 1 | | | 50 | 22.26 | 21.88 | 21.94 | 22.05 | 21.91 | 0 | |
| 256QAM | | | 1 | 99 | 22.11 | 21.86 | 21.58 | 21.57 | 21.52 | 0-2 |
| | 50 | | 0 | 21.84 | 21.46 | 21.69 | 21.73 | 21.46 | 0 | |
| | 50 | | 25 | 21.93 | 21.62 | 21.72 | 21.70 | 21.66 | 0 | |
| | 64QAM | | 50 | 50 | 21.79 | 21.51 | 21.62 | 21.56 | 21.57 | 0-2 |
| | | 100 | 0 | 21.83 | 21.54 | 21.62 | 21.55 | 21.43 | 0 | |
| | | 1 | 0 | 22.02 | 21.55 | 21.35 | 21.47 | 21.06 | 0 | |
| | | 256QAM | 1 | 50 | 21.85 | 21.50 | 21.78 | 21.68 | 21.54 | 0-2 |
| 1 | | | 99 | 21.80 | 21.54 | 21.36 | 21.23 | 21.16 | 0 | |
| 50 | | | 0 | 21.87 | 21.53 | 21.75 | 21.74 | 21.43 | 0 | |
| 256QAM | | | 50 | 25 | 21.97 | 21.44 | 21.78 | 21.76 | 21.69 | 0-3 |
| | 50 | | 50 | 21.80 | 21.65 | 21.68 | 21.59 | 21.55 | 0 | |
| | 100 | | 0 | 21.81 | 21.54 | 21.63 | 21.61 | 21.41 | 0 | |
| | 256QAM | | 1 | 0 | 21.85 | 21.65 | 21.50 | 21.75 | 21.70 | 0-5 |
| | | 1 | 50 | 21.99 | 21.63 | 21.87 | 21.99 | 21.95 | 0 | |
| | | 1 | 99 | 21.84 | 21.58 | 21.59 | 21.72 | 21.94 | 0 | |
| | | 256QAM | 50 | 0 | 21.83 | 21.68 | 21.48 | 21.77 | 21.61 | 0-5 |
| 50 | | | 25 | 21.93 | 21.79 | 21.56 | 21.82 | 21.82 | 0 | |
| 50 | | | 50 | 21.83 | 21.67 | 21.59 | 21.75 | 21.77 | 0 | |
| 256QAM | | | 100 | 0 | 21.82 | 21.69 | 21.62 | 21.72 | 21.71 | 0 |

Table 9-116

LTE Band 41 PC2 Reduced Conducted Powers - 15 MHz Bandwidth – Hotspot Mode Active

| LTE Band 41 15 MHz Bandwidth | | | | | | | | | | |
|---------------------------------|---------|-----------|-----------------------|-----------------------|-----------------------|-----------------------|-----------------------|------------------------------|----------|-----|
| Modulation | RB Size | RB Offset | Low Channel | Low-Mid Channel | Mid Channel | Mid-High Channel | High Channel | MPR Allowed per 3GPP [dB] | MPR [dB] | |
| | | | 39750 (2506.0 MHz) | 40185 (2549.5 MHz) | 40620 (2593.0 MHz) | 41055 (2636.5 MHz) | 41490 (2680.0 MHz) | | | |
| Conducted Power [dBm] | | | | | | | | | | |
| QPSK | 1 | 0 | 22.01 | 21.72 | 21.56 | 21.60 | 21.25 | 0 | 0 | |
| | 1 | 36 | 22.03 | 21.86 | 21.50 | 21.80 | 21.55 | | 0 | |
| | 1 | 74 | 21.94 | 21.56 | 21.02 | 21.39 | 21.29 | | 0 | |
| | 16QAM | 36 | 0 | 21.91 | 21.58 | 21.48 | 21.59 | 21.42 | 0-1 | 0 |
| | | 36 | 18 | 22.00 | 21.80 | 21.52 | 21.58 | 21.57 | | 0 |
| | | 36 | 37 | 21.90 | 21.73 | 21.45 | 21.55 | 21.56 | | 0 |
| | | 64QAM | 75 | 0 | 21.83 | 21.70 | 21.48 | 21.56 | 21.41 | 0-1 |
| 1 | | | 0 | 22.14 | 21.79 | 21.83 | 21.76 | 21.86 | 0 | |
| 1 | | | 36 | 22.21 | 21.98 | 22.01 | 21.81 | 22.14 | 0 | |
| 256QAM | | | 1 | 74 | 22.05 | 21.73 | 21.55 | 21.49 | 21.92 | 0-2 |
| | 36 | | 0 | 21.93 | 21.65 | 21.35 | 21.57 | 21.39 | 0 | |
| | 36 | | 18 | 22.00 | 21.83 | 21.37 | 21.57 | 21.46 | 0 | |
| | 256QAM | | 36 | 37 | 21.93 | 21.75 | 21.32 | 21.57 | 21.50 | 0-2 |
| | | 75 | 0 | 21.82 | 21.63 | 21.38 | 21.50 | 21.33 | 0 | |
| | | 1 | 0 | 22.19 | 21.86 | 21.84 | 21.68 | 21.84 | 0 | |
| | | 256QAM | 1 | 36 | 22.21 | 21.98 | 22.01 | 21.83 | 22.21 | 0-2 |
| 1 | | | 74 | 22.06 | 21.72 | 21.55 | 21.50 | 21.96 | 0 | |
| 36 | | | 0 | 21.92 | 21.66 | 21.36 | 21.59 | 21.38 | 0 | |
| 256QAM | | | 36 | 18 | 21.99 | 21.82 | 21.37 | 21.58 | 21.44 | 0-3 |
| | 36 | | 37 | 21.92 | 21.75 | 21.30 | 21.58 | 21.50 | 0 | |
| | 75 | | 0 | 21.79 | 21.64 | 21.39 | 21.55 | 21.34 | 0 | |
| | 256QAM | | 1 | 0 | 21.93 | 21.51 | 21.45 | 22.16 | 21.44 | 0-5 |
| | | 1 | 36 | 21.72 | 21.67 | 21.48 | 22.27 | 21.61 | 0 | |
| | | 1 | 74 | 21.69 | 21.67 | 21.47 | 22.15 | 21.54 | 0 | |
| | | 256QAM | 36 | 0 | 21.89 | 21.71 | 21.55 | 21.76 | 21.61 | 0-5 |
| 36 | | | 18 | 21.93 | 21.76 | 21.61 | 21.78 | 21.72 | 0 | |
| 36 | | | 37 | 21.94 | 21.78 | 21.62 | 21.79 | 21.74 | 0 | |
| 75 | | | 0 | 21.91 | 21.76 | 21.60 | 21.76 | 21.73 | 0 | |


| | | | | |
|--------------------------------------|--|-------------------------------|---|---------------------------------|
| FCC ID A3LSMN976U |  PCTEST ENGINEERING LABORATORY, INC. | SAR EVALUATION REPORT |  | Approved by: Quality Manager |
| Document S/N: 1M1909040147-01.A3L | Test Dates: 09/10/19 – 11/06/19 | DUT Type: Portable Handset | | Page 99 of 212 |

Table 9-117

LTE Band 41 PC2 Reduced Conducted Powers - 10 MHz Bandwidth – Hotspot Mode Active

| LTE Band 41 10 MHz Bandwidth | | | | | | | | | | |
|---------------------------------|---------|-----------|--------------------|--------------------|--------------------|--------------------|--------------------|---------------------------|----------|---|
| Modulation | RB Size | RB Offset | Low Channel | Low-Mid Channel | Mid Channel | Mid-High Channel | High Channel | MPR Allowed per 3GPP [dB] | MPR [dB] | |
| | | | 39750 (2506.0 MHz) | 40185 (2549.5 MHz) | 40620 (2593.0 MHz) | 41055 (2636.5 MHz) | 41490 (2680.0 MHz) | | | |
| Conducted Power [dBm] | | | | | | | | | | |
| QPSK | 1 | 0 | 21.89 | 21.63 | 21.40 | 21.42 | 21.44 | 0 | 0 | |
| | 1 | 25 | 21.92 | 21.77 | 21.50 | 21.59 | 21.54 | | 0 | |
| | 1 | 49 | 21.85 | 21.46 | 21.24 | 21.33 | 21.29 | | 0 | |
| | 16QAM | 25 | 0 | 21.94 | 21.68 | 21.49 | 21.54 | 21.52 | 0-1 | 0 |
| | | 25 | 12 | 22.05 | 21.85 | 21.56 | 21.62 | 21.58 | | 0 |
| | | 25 | 25 | 21.93 | 21.73 | 21.54 | 21.62 | 21.50 | | 0 |
| 64QAM | | 50 | 0 | 21.94 | 21.76 | 21.55 | 21.62 | 21.45 | 0-1 | 0 |
| | | 1 | 0 | 22.13 | 22.16 | 21.98 | 22.22 | 21.92 | | 0 |
| | | 1 | 25 | 22.16 | 22.22 | 22.11 | 22.07 | 22.03 | | 0 |
| | 256QAM | 1 | 49 | 22.18 | 22.20 | 21.82 | 22.12 | 21.69 | 0-2 | 0 |
| | | 25 | 0 | 21.88 | 21.64 | 21.34 | 21.50 | 21.45 | | 0 |
| | | 25 | 12 | 21.94 | 21.77 | 21.38 | 21.54 | 21.52 | | 0 |
| 64QAM | | 25 | 25 | 21.82 | 21.65 | 21.35 | 21.49 | 21.45 | 0-2 | 0 |
| | | 50 | 0 | 21.91 | 21.71 | 21.43 | 21.57 | 21.41 | | 0 |
| | | 1 | 0 | 22.09 | 22.14 | 21.49 | 22.17 | 21.90 | | 0 |
| | 256QAM | 1 | 25 | 22.10 | 22.18 | 21.75 | 22.19 | 22.04 | 0-2 | 0 |
| | | 1 | 49 | 22.17 | 22.15 | 21.86 | 22.07 | 21.69 | | 0 |
| | | 25 | 0 | 21.89 | 21.64 | 21.36 | 21.52 | 21.46 | | 0 |
| 16QAM | | 25 | 12 | 21.95 | 21.78 | 21.41 | 21.55 | 21.52 | 0-3 | 0 |
| | | 25 | 25 | 21.83 | 21.66 | 21.35 | 21.51 | 21.46 | | 0 |
| | | 50 | 0 | 21.90 | 21.69 | 21.45 | 21.57 | 21.40 | | 0 |
| | 256QAM | 1 | 0 | 21.72 | 21.45 | 21.36 | 21.67 | 21.42 | 0-5 | 0 |
| | | 1 | 25 | 21.52 | 21.41 | 21.25 | 21.94 | 21.39 | | 0 |
| | | 1 | 49 | 21.23 | 21.31 | 21.39 | 21.69 | 21.37 | | 0 |
| 16QAM | | 25 | 0 | 21.69 | 21.57 | 21.40 | 21.49 | 21.46 | 0-5 | 0 |
| | | 25 | 12 | 21.75 | 21.72 | 21.47 | 21.56 | 21.58 | | 0 |
| | | 25 | 25 | 21.66 | 21.63 | 21.43 | 21.50 | 21.50 | | 0 |
| | 64QAM | 50 | 0 | 21.70 | 21.65 | 21.40 | 21.54 | 21.54 | 0-5 | 0 |

Table 9-118

LTE Band 41 PC2 Reduced Conducted Powers - 5 MHz Bandwidth – Hotspot Mode Active

| LTE Band 41 5 MHz Bandwidth | | | | | | | | | | |
|--------------------------------|---------|-----------|--------------------|--------------------|--------------------|--------------------|--------------------|---------------------------|----------|---|
| Modulation | RB Size | RB Offset | Low Channel | Low-Mid Channel | Mid Channel | Mid-High Channel | High Channel | MPR Allowed per 3GPP [dB] | MPR [dB] | |
| | | | 39750 (2506.0 MHz) | 40185 (2549.5 MHz) | 40620 (2593.0 MHz) | 41055 (2636.5 MHz) | 41490 (2680.0 MHz) | | | |
| Conducted Power [dBm] | | | | | | | | | | |
| QPSK | 1 | 0 | 21.87 | 21.75 | 21.32 | 21.41 | 21.46 | 0 | 0 | |
| | 1 | 12 | 22.04 | 21.85 | 21.39 | 21.35 | 21.52 | | 0 | |
| | 1 | 24 | 21.88 | 21.67 | 21.31 | 21.33 | 21.43 | | 0 | |
| | 16QAM | 12 | 0 | 21.94 | 21.83 | 21.51 | 21.58 | 21.50 | 0-1 | 0 |
| | | 12 | 6 | 21.97 | 21.85 | 21.55 | 21.62 | 21.51 | | 0 |
| | | 12 | 13 | 21.94 | 21.79 | 21.57 | 21.68 | 21.54 | | 0 |
| 64QAM | | 25 | 0 | 21.99 | 21.81 | 21.59 | 21.69 | 21.53 | 0-1 | 0 |
| | | 1 | 0 | 22.11 | 22.03 | 21.36 | 21.47 | 21.70 | | 0 |
| | | 1 | 12 | 21.99 | 21.98 | 21.32 | 21.35 | 21.82 | | 0 |
| | 256QAM | 1 | 24 | 22.10 | 21.93 | 21.41 | 21.45 | 21.66 | 0-2 | 0 |
| | | 12 | 0 | 22.02 | 21.86 | 21.42 | 21.47 | 21.54 | | 0 |
| | | 12 | 6 | 22.08 | 21.93 | 21.42 | 21.51 | 21.56 | | 0 |
| 16QAM | | 12 | 13 | 22.00 | 21.84 | 21.52 | 21.56 | 21.60 | 0-2 | 0 |
| | | 25 | 0 | 21.82 | 21.66 | 21.53 | 21.54 | 21.50 | | 0 |
| | | 1 | 0 | 22.13 | 22.00 | 21.42 | 21.47 | 21.73 | | 0 |
| | 64QAM | 1 | 12 | 21.98 | 21.97 | 21.36 | 21.41 | 21.85 | 0-2 | 0 |
| | | 1 | 24 | 22.07 | 21.91 | 21.42 | 21.42 | 21.70 | | 0 |
| | | 12 | 0 | 22.02 | 21.85 | 21.43 | 21.50 | 21.56 | | 0 |
| 256QAM | | 12 | 6 | 22.07 | 21.91 | 21.43 | 21.50 | 21.55 | 0-3 | 0 |
| | | 12 | 13 | 21.98 | 21.83 | 21.54 | 21.58 | 21.61 | | 0 |
| | | 25 | 0 | 21.82 | 21.66 | 21.52 | 21.53 | 21.49 | | 0 |
| | 16QAM | 1 | 0 | 21.80 | 21.69 | 21.48 | 21.67 | 21.55 | 0-5 | 0 |
| | | 1 | 12 | 21.75 | 21.67 | 21.50 | 21.69 | 21.61 | | 0 |
| | | 1 | 24 | 21.74 | 21.69 | 21.50 | 21.70 | 21.60 | | 0 |
| 64QAM | | 12 | 0 | 21.72 | 21.66 | 21.45 | 21.60 | 21.56 | 0-5 | 0 |
| | | 12 | 6 | 21.74 | 21.69 | 21.47 | 21.63 | 21.58 | | 0 |
| | | 12 | 13 | 21.70 | 21.67 | 21.49 | 21.66 | 21.57 | | 0 |
| | 256QAM | 25 | 0 | 21.66 | 21.64 | 21.41 | 21.58 | 21.54 | 0-5 | 0 |



| | | | | |
|--------------------------------------|---|-------------------------------|---|---------------------------------|
| FCC ID A3LSMN976U |  | SAR EVALUATION REPORT |  | Approved by: Quality Manager |
| Document S/N: 1M1909040147-01.A3L | Test Dates: 09/10/19 – 11/06/19 | DUT Type: Portable Handset | | Page 100 of 212 |

Table 9-119

LTE Band 41 PC2 Reduced Conducted Powers - 20 MHz Bandwidth – Proximity Sensor and/or Earjack Active

| LTE Band 41 20 MHz Bandwidth | | | | | | | | | | |
|---------------------------------|---------|-----------|--------------------|--------------------|--------------------|--------------------|--------------------|---------------------------|----------|-----|
| Modulation | RB Size | RB Offset | Low Channel | Low-Mid Channel | Mid Channel | Mid-High Channel | High Channel | MPR Allowed per 3GPP [dB] | MPR [dB] | |
| | | | 39750 (2506.0 MHz) | 40185 (2549.5 MHz) | 40620 (2593.0 MHz) | 41055 (2636.5 MHz) | 41490 (2680.0 MHz) | | | |
| Conducted Power [dBm] | | | | | | | | | | |
| QPSK | 1 | 0 | 24.87 | 24.36 | 24.17 | 24.33 | 24.02 | 0 | 0 | |
| | 1 | 50 | 24.73 | 24.23 | 24.53 | 24.47 | 24.17 | | 0 | |
| | 1 | 99 | 24.61 | 24.18 | 24.07 | 24.10 | 24.00 | | 0 | |
| | 16QAM | 50 | 0 | 24.88 | 24.24 | 24.55 | 24.67 | 24.35 | 0-1 | 0 |
| | | 50 | 25 | 24.96 | 24.42 | 24.60 | 24.64 | 24.55 | | 0 |
| | | 50 | 50 | 24.85 | 24.33 | 24.52 | 24.50 | 24.47 | | 0 |
| 64QAM | | 100 | 0 | 24.86 | 24.35 | 24.49 | 24.52 | 24.36 | 0-1 | 0 |
| | | 1 | 0 | 25.00 | 24.74 | 24.58 | 24.72 | 24.42 | | 0 |
| | | 1 | 50 | 24.95 | 24.68 | 24.97 | 25.06 | 24.91 | | 0 |
| | 256QAM | 1 | 99 | 25.11 | 24.61 | 24.46 | 24.58 | 24.53 | 0-2 | 0 |
| | | 50 | 0 | 24.70 | 24.20 | 24.46 | 24.69 | 24.49 | | 0 |
| | | 50 | 25 | 24.81 | 24.36 | 24.58 | 24.66 | 24.71 | | 0 |
| QPSK | | 50 | 50 | 24.67 | 24.27 | 24.44 | 24.54 | 24.59 | 0-2 | 0 |
| | | 100 | 0 | 24.70 | 24.30 | 24.43 | 24.60 | 24.49 | | 0 |
| | | 1 | 0 | 24.16 | 24.34 | 24.13 | 24.45 | 24.16 | | 0-2 |
| | 16QAM | 1 | 50 | 24.32 | 24.21 | 24.51 | 24.56 | 24.37 | 0 | |
| | | 1 | 99 | 24.56 | 24.04 | 24.13 | 24.30 | 24.18 | 0 | |
| | | 50 | 0 | 23.16 | 23.19 | 23.54 | 23.87 | 23.57 | 0-3 | 1 |
| 50 | | 25 | 23.50 | 23.43 | 23.61 | 23.75 | 23.57 | 1 | | |
| 50 | | 50 | 23.61 | 23.30 | 23.49 | 23.57 | 23.45 | 1 | | |
| 256QAM | | 100 | 0 | 23.44 | 23.29 | 23.45 | 23.65 | 23.48 | 1 | |
| | 1 | 0 | 21.93 | 21.76 | 21.54 | 21.94 | 21.96 | 0-5 | 3 | |
| | 1 | 50 | 22.00 | 21.95 | 21.79 | 21.99 | 21.96 | | 3 | |
| | 1 | 99 | 22.00 | 21.61 | 21.91 | 21.87 | 22.00 | | 3 | |
| | 50 | 0 | 21.94 | 21.63 | 21.73 | 22.00 | 21.97 | | 3 | |
| | 50 | 25 | 21.94 | 21.69 | 21.61 | 22.01 | 21.93 | | 3 | |
| 50 | 50 | 21.98 | 21.81 | 21.65 | 22.03 | 21.99 | 3 | | | |
| 100 | 0 | 21.93 | 21.81 | 21.61 | 21.98 | 21.98 | 3 | | | |

Table 9-120

LTE Band 41 PC2 Reduced Conducted Powers - 15 MHz Bandwidth – Proximity Sensor and/or Earjack Active

| LTE Band 41 15 MHz Bandwidth | | | | | | | | | | |
|---------------------------------|---------|-----------|--------------------|--------------------|--------------------|--------------------|--------------------|---------------------------|----------|-----|
| Modulation | RB Size | RB Offset | Low Channel | Low-Mid Channel | Mid Channel | Mid-High Channel | High Channel | MPR Allowed per 3GPP [dB] | MPR [dB] | |
| | | | 39750 (2506.0 MHz) | 40185 (2549.5 MHz) | 40620 (2593.0 MHz) | 41055 (2636.5 MHz) | 41490 (2680.0 MHz) | | | |
| Conducted Power [dBm] | | | | | | | | | | |
| QPSK | 1 | 0 | 24.87 | 24.51 | 24.30 | 24.28 | 24.25 | 0 | 0 | |
| | 1 | 36 | 25.02 | 24.72 | 24.65 | 24.95 | 24.50 | | 0 | |
| | 1 | 74 | 24.89 | 24.56 | 24.21 | 24.62 | 24.57 | | 0 | |
| | 16QAM | 36 | 0 | 24.97 | 24.70 | 24.61 | 24.36 | 24.54 | 0-1 | 0 |
| | | 36 | 18 | 24.67 | 24.35 | 24.68 | 24.72 | 24.50 | | 0 |
| | | 36 | 37 | 24.70 | 24.25 | 24.60 | 24.69 | 24.64 | | 0 |
| 64QAM | | 75 | 0 | 24.96 | 24.39 | 24.66 | 24.59 | 24.50 | 0-1 | 0 |
| | | 1 | 0 | 24.77 | 24.51 | 24.41 | 24.72 | 24.56 | | 0 |
| | | 1 | 36 | 25.01 | 24.49 | 24.47 | 24.52 | 24.47 | | 0 |
| | 256QAM | 1 | 74 | 24.71 | 24.38 | 24.44 | 24.78 | 24.63 | 0-2 | 0 |
| | | 36 | 0 | 24.28 | 24.39 | 24.58 | 24.37 | 24.57 | | 0 |
| | | 36 | 18 | 24.34 | 24.68 | 24.37 | 24.50 | 24.65 | | 0 |
| QPSK | | 36 | 37 | 24.30 | 24.53 | 24.60 | 24.36 | 24.56 | 0-2 | 0 |
| | | 75 | 0 | 24.57 | 24.52 | 24.55 | 24.43 | 24.67 | | 0 |
| | | 1 | 0 | 24.35 | 24.57 | 24.70 | 24.64 | 24.57 | | 0 |
| | 16QAM | 1 | 36 | 24.37 | 24.45 | 24.69 | 24.45 | 24.60 | 0-2 | 0 |
| | | 1 | 74 | 24.23 | 24.36 | 24.60 | 24.51 | 24.49 | | 0 |
| | | 36 | 0 | 23.42 | 22.92 | 23.54 | 23.56 | 23.63 | | 0-3 |
| 36 | | 18 | 23.34 | 23.09 | 23.45 | 23.39 | 23.68 | 1 | | |
| 36 | | 37 | 23.28 | 23.03 | 23.43 | 23.49 | 23.56 | 1 | | |
| 256QAM | | 75 | 0 | 23.22 | 23.26 | 23.39 | 23.62 | 23.53 | 1 | |
| | 1 | 0 | 21.89 | 21.75 | 21.93 | 21.97 | 21.73 | 0-5 | 3 | |
| | 1 | 36 | 21.81 | 21.61 | 21.97 | 21.91 | 21.75 | | 3 | |
| | 1 | 74 | 21.82 | 21.71 | 22.00 | 21.88 | 21.87 | | 3 | |
| | 36 | 0 | 21.80 | 21.64 | 21.78 | 21.94 | 21.90 | | 3 | |
| | 36 | 18 | 21.91 | 21.70 | 21.61 | 22.01 | 21.93 | | 3 | |
| 36 | 37 | 21.97 | 21.73 | 21.65 | 21.99 | 21.98 | 3 | | | |
| 75 | 0 | 21.30 | 21.76 | 21.65 | 22.05 | 22.00 | 3 | | | |





| | | | | |
|--------------------------------------|---|-------------------------------|---|---------------------------------|
| FCC ID A3LSMN976U |  | SAR EVALUATION REPORT |  | Approved by: Quality Manager |
| Document S/N: 1M1909040147-01.A3L | Test Dates: 09/10/19 – 11/06/19 | DUT Type: Portable Handset | | Page 101 of 212 |

Table 9-121
LTE Band 41 PC2 Reduced Conducted Powers - 10 MHz Bandwidth – Proximity Sensor and/or Earjack Active

| LTE Band 41 10 MHz Bandwidth | | | | | | | | | |
|---------------------------------|---------|-----------|--------------------|--------------------|--------------------|--------------------|--------------------|---------------------------|----------|
| Modulation | RB Size | RB Offset | Low Channel | Low-Mid Channel | Mid Channel | Mid-High Channel | High Channel | MPR Allowed per 3GPP [dB] | MPR [dB] |
| | | | 39750 (2506.0 MHz) | 40185 (2549.5 MHz) | 40620 (2593.0 MHz) | 41055 (2636.5 MHz) | 41490 (2680.0 MHz) | | |
| Conducted Power [dBm] | | | | | | | | | |
| QPSK | 1 | 0 | 24.98 | 24.58 | 24.49 | 24.48 | 24.22 | 0 | 0 |
| | 1 | 25 | 24.82 | 24.70 | 24.61 | 24.55 | 24.55 | | 0 |
| | 1 | 49 | 24.90 | 24.47 | 24.50 | 24.34 | 24.50 | | 0 |
| | 25 | 0 | 24.97 | 24.72 | 24.55 | 24.60 | 24.59 | | 0 |
| | 25 | 12 | 25.05 | 24.90 | 24.58 | 24.64 | 24.61 | | 0 |
| | 25 | 25 | 24.90 | 24.77 | 24.58 | 24.64 | 24.59 | | 0 |
| 16QAM | 1 | 0 | 24.92 | 24.83 | 24.63 | 24.67 | 24.53 | 0-1 | 0 |
| | 1 | 25 | 24.92 | 24.88 | 24.86 | 24.94 | 24.75 | | 0 |
| | 1 | 49 | 24.62 | 24.93 | 24.87 | 24.86 | 24.78 | | 0 |
| | 25 | 0 | 24.42 | 24.74 | 24.51 | 24.62 | 24.72 | | 0 |
| | 25 | 12 | 24.47 | 24.61 | 24.55 | 24.64 | 24.67 | | 0 |
| | 25 | 25 | 24.52 | 24.57 | 24.53 | 24.65 | 24.61 | | 0 |
| 64QAM | 1 | 0 | 24.47 | 24.68 | 24.59 | 24.58 | 24.67 | 0-2 | 0 |
| | 1 | 25 | 24.50 | 24.66 | 24.58 | 24.55 | 24.66 | | 0 |
| | 1 | 49 | 24.54 | 24.52 | 24.53 | 24.59 | 24.76 | | 0 |
| | 25 | 0 | 24.53 | 24.56 | 24.56 | 24.60 | 24.65 | | 0 |
| | 25 | 12 | 23.47 | 23.50 | 23.61 | 23.63 | 23.66 | | 1 |
| | 25 | 25 | 23.45 | 23.56 | 23.55 | 23.70 | 23.67 | | 1 |
| 256QAM | 1 | 0 | 23.45 | 23.52 | 23.64 | 23.68 | 23.66 | 0-3 | 1 |
| | 1 | 25 | 23.51 | 23.48 | 23.63 | 23.64 | 23.65 | | 1 |
| | 1 | 49 | 21.39 | 21.35 | 21.14 | 21.49 | 21.53 | | 3 |
| | 25 | 0 | 21.46 | 21.36 | 21.30 | 21.62 | 21.52 | | 3 |
| | 25 | 12 | 21.35 | 21.29 | 21.27 | 21.56 | 21.44 | | 3 |
| | 25 | 25 | 21.59 | 21.42 | 21.28 | 21.73 | 21.62 | | 3 |
| 256QAM | 1 | 0 | 21.81 | 21.62 | 21.46 | 21.83 | 21.77 | 0-5 | 3 |
| | 1 | 25 | 21.76 | 21.67 | 21.45 | 21.87 | 21.81 | | 3 |
| | 1 | 49 | 21.70 | 21.61 | 21.43 | 21.86 | 21.77 | | 3 |
| | 25 | 0 | 21.70 | 21.61 | 21.43 | 21.86 | 21.77 | | 3 |
| | 25 | 12 | 21.70 | 21.61 | 21.43 | 21.86 | 21.77 | | 3 |
| | 25 | 25 | 21.70 | 21.61 | 21.43 | 21.86 | 21.77 | | 3 |

Table 9-122
LTE Band 41 PC2 Reduced Conducted Powers - 5 MHz Bandwidth – Proximity Sensor and/or Earjack Active

| LTE Band 41 5 MHz Bandwidth | | | | | | | | | |
|--------------------------------|---------|-----------|--------------------|--------------------|--------------------|--------------------|--------------------|---------------------------|----------|
| Modulation | RB Size | RB Offset | Low Channel | Low-Mid Channel | Mid Channel | Mid-High Channel | High Channel | MPR Allowed per 3GPP [dB] | MPR [dB] |
| | | | 39750 (2506.0 MHz) | 40185 (2549.5 MHz) | 40620 (2593.0 MHz) | 41055 (2636.5 MHz) | 41490 (2680.0 MHz) | | |
| Conducted Power [dBm] | | | | | | | | | |
| QPSK | 1 | 0 | 24.69 | 24.64 | 24.59 | 24.43 | 24.34 | 0 | 0 |
| | 1 | 12 | 24.72 | 24.68 | 24.70 | 24.44 | 24.33 | | 0 |
| | 1 | 24 | 24.65 | 24.63 | 24.62 | 24.42 | 24.35 | | 0 |
| | 12 | 0 | 24.98 | 24.79 | 24.58 | 24.58 | 24.53 | | 0 |
| | 12 | 6 | 24.86 | 24.85 | 24.59 | 24.64 | 24.62 | | 0 |
| | 12 | 13 | 24.96 | 24.78 | 24.65 | 24.66 | 24.60 | | 0 |
| 16QAM | 25 | 0 | 24.65 | 24.84 | 24.65 | 24.69 | 24.56 | 0-1 | 0 |
| | 1 | 0 | 24.78 | 24.88 | 24.73 | 24.50 | 24.40 | | 0 |
| | 1 | 12 | 24.67 | 24.94 | 24.70 | 24.43 | 24.36 | | 0 |
| | 1 | 24 | 24.79 | 24.86 | 24.72 | 24.53 | 24.47 | | 0 |
| | 12 | 0 | 24.67 | 24.92 | 24.69 | 24.65 | 24.62 | | 0 |
| | 12 | 6 | 24.65 | 25.01 | 24.75 | 24.63 | 24.61 | | 0 |
| 64QAM | 12 | 13 | 24.56 | 24.91 | 24.77 | 24.73 | 24.60 | 0-2 | 0 |
| | 25 | 0 | 24.90 | 24.91 | 24.62 | 24.69 | 24.57 | | 0 |
| | 1 | 0 | 24.66 | 24.82 | 24.55 | 24.87 | 24.60 | | 0 |
| | 1 | 12 | 24.65 | 24.60 | 24.73 | 24.85 | 24.59 | | 0 |
| | 1 | 24 | 24.67 | 24.53 | 24.61 | 24.69 | 24.57 | | 0 |
| | 12 | 0 | 23.65 | 23.80 | 23.52 | 23.72 | 23.56 | | 1 |
| 256QAM | 12 | 6 | 23.59 | 23.91 | 23.56 | 23.70 | 23.49 | 0-3 | 1 |
| | 12 | 13 | 23.54 | 23.88 | 23.67 | 23.68 | 23.65 | | 1 |
| | 25 | 0 | 23.45 | 23.58 | 23.55 | 23.68 | 23.52 | | 1 |
| | 1 | 0 | 21.81 | 21.73 | 21.50 | 21.86 | 21.83 | | 3 |
| | 1 | 12 | 21.78 | 21.71 | 21.51 | 21.89 | 21.83 | | 3 |
| | 1 | 24 | 21.75 | 21.69 | 21.54 | 21.90 | 21.84 | | 3 |
| 256QAM | 12 | 0 | 21.74 | 21.69 | 21.51 | 21.88 | 21.78 | 0-5 | 3 |
| | 12 | 6 | 21.74 | 21.69 | 21.50 | 21.87 | 21.77 | | 3 |
| | 12 | 13 | 21.76 | 21.70 | 21.52 | 21.88 | 21.84 | | 3 |
| | 25 | 0 | 21.73 | 21.67 | 21.49 | 21.89 | 21.80 | | 3 |

| | | | | |
|--------------------------------------|--|-------------------------------|---|---------------------------------|
| FCC ID A3LSMN976U |  PCTEST ENGINEERING LABORATORY, INC. | SAR EVALUATION REPORT |  | Approved by: Quality Manager |
| Document S/N: 1M1909040147-01.A3L | Test Dates: 09/10/19 – 11/06/19 | DUT Type: Portable Handset | Page 102 of 212 | |

9.3.14 LTE Uplink Carrier Aggregation Conducted Powers

Table 9-123
LTE Uplink Carrier Aggregation Conducted Powers



| Combination | PCC Band | PCC | | | | | | | | SCC | | | | | | | | Power | | |
|-------------|----------|---------------------|----------------|------------------------|----------------|------------------------|------------|------------|------------------|----------|---------------------|----------------|------------------------|----------------|------------------------|------------|------------|------------------|---------------------------------------|-----------------------------------|
| | | PCC Bandwidth [MHz] | PCC UL Channel | PCC UL Frequency [MHz] | PCC DL Channel | PCC DL Frequency [MHz] | Modulation | PCC UL# RB | PCC UL RB Offset | SCC Band | SCC Bandwidth [MHz] | SCC UL Channel | SCC UL Frequency [MHz] | SCC DL Channel | SCC DL Frequency [MHz] | Modulation | SCC UL# RB | SCC UL RB Offset | LTE Tx Power with UL CA Enabled (dBm) | LTE Single Carrier Tx Power (dBm) |
| CA_5B | LTE B5 | 10 | 20525 | 836.5 | 2525 | 881.5 | QPSK | 1 | 0 | LTE B5 | 5 | 20453 | 829.3 | 2453 | 874.3 | QPSK | 1 | 24 | 25.59 | 24.80 |

Notes:

1. This device supports uplink carrier aggregation for LTE CA_5B with a maximum of one 10 MHz component carrier and one 5 MHz component carrier. For intraband contiguous carrier aggregation scenarios, 3GPP 36.101 Table 6.2.2A-1 specifies that the aggregate maximum allowed output power is equivalent to the single carrier scenario. 3GPP 36.101 6.2.3A allows for several dB of MPR to be applied when non-contiguous RB allocation is implemented. The conducted powers and MPR settings in this device are permanently implemented per the above 3GPP requirements.
2. Per FCC Guidance, the output power with uplink CA active was measured for the configuration with the highest reported SAR with single carrier for each exposure condition. The power was measured with wideband signal integration over both component carriers.



Figure 9-3
Power Measurement Setup

| | | | | |
|---|---|--------------------------------------|---|--|
| FCC ID A3LSMN976U |  PCTEST ENGINEERING LABORATORY, INC. | SAR EVALUATION REPORT |  | Approved by: Quality Manager |
| Document S/N: 1M1909040147-01.A3L | Test Dates: 09/10/19 – 11/06/19 | DUT Type: Portable Handset | Page 103 of 212 | |

9.4 NR Conducted Powers



9.4.1 NR Band n71

Table 9-124
NR Band n71 Maximum Conducted Powers - 20 MHz Bandwidth

| NR Band n71 20 MHz Bandwidth | | | | | | |
|---------------------------------|---------|-----------|-----------------------|--------------------------|------------------------------|----------|
| Modulation | RB Size | RB Offset | Channel | | MPR Allowed per 3GPP [dB] | MPR [dB] |
| | | | 136100 (680.5 MHz) | Conducted Power [dBm] | | |
| DFT-s-OFDM QPSK | 1 | 1 | 24.74 | 0 | 0 | |
| | 1 | 53 | 25.15 | | 0 | |
| | 1 | 104 | 24.65 | | 0 | |
| | 50 | 0 | 24.17 | 0-1 | 1 | |
| | 50 | 26 | 25.15 | 0 | 0 | |
| | 50 | 53 | 24.14 | 0-1 | 1 | |
| | 100 | 0 | 24.12 | | 1 | |
| DFT-s-OFDM 16QAM | 1 | 1 | 23.46 | 0-1 | 1 | |
| CP-OFDM QPSK | 1 | 1 | 23.15 | 0-1.5 | 1.5 | |

Table 9-125
NR Band n71 Maximum Conducted Powers - 15 MHz Bandwidth

| NR Band n71 15 MHz Bandwidth | | | | | | |
|---------------------------------|---------|-----------|-----------------------|-----------------------|------------------------------|----------|
| Modulation | RB Size | RB Offset | Channel | | MPR Allowed per 3GPP [dB] | MPR [dB] |
| | | | 134100 (670.5 MHz) | 138100 (690.5 MHz) | | |
| | | | Conducted Power [dBm] | | | |
| DFT-s-OFDM QPSK | 1 | 1 | 24.35 | 24.81 | 0 | 0 |
| | 1 | 40 | 24.62 | 24.49 | | 0 |
| | 1 | 77 | 24.60 | 24.12 | | 0 |
| | 36 | 0 | 23.83 | 23.69 | 0-1 | 1 |
| | 36 | 20 | 24.72 | 24.44 | 0 | 0 |
| | 36 | 40 | 23.77 | 23.43 | 0-1 | 1 |
| | 75 | 0 | 23.48 | 23.24 | | 1 |
| DFT-s-OFDM 16QAM | 1 | 1 | 23.07 | 23.52 | 0-1 | 1 |
| CP-OFDM QPSK | 1 | 1 | 22.72 | 23.32 | 0-1.5 | 1.5 |



| | | | | |
|--------------------------------------|---|-------------------------------|---|---------------------------------|
| FCC ID A3LSMN976U |  PCTEST ENGINEERING LABORATORY, INC. | SAR EVALUATION REPORT |  | Approved by: Quality Manager |
| Document S/N: 1M1909040147-01.A3L | Test Dates: 09/10/19 – 11/06/19 | DUT Type: Portable Handset | | Page 104 of 212 |

**Table 9-126
NR Band n71 Maximum Conducted Powers - 10 MHz Bandwidth**

| NR Band n71 10 MHz Bandwidth | | | | | | | |
|---------------------------------|---------|-----------|-----------------------|-----------------------|---------------------|------------------------------|----------|
| Modulation | RB Size | RB Offset | Channel | | | MPR Allowed per 3GPP [dB] | MPR [dB] |
| | | | 133600 (668 MHz) | 136100 (680.5 MHz) | 138600 (693 MHz) | | |
| | | | Conducted Power [dBm] | | | | |
| DFT-s-OFDM QPSK | 1 | 1 | 23.95 | 24.08 | 24.23 | 0 | 0 |
| | 1 | 26 | 24.60 | 24.44 | 24.30 | | 0 |
| | 1 | 50 | 24.23 | 24.10 | 23.82 | | 0 |
| | 25 | 0 | 23.36 | 23.26 | 23.18 | 0-1 | 1 |
| | 25 | 13 | 24.50 | 24.42 | 24.18 | 0 | 0 |
| | 25 | 26 | 23.46 | 23.30 | 23.15 | 0-1 | 1 |
| | 50 | 0 | 23.04 | 22.93 | 22.73 | | 1 |
| DFT-s-OFDM 16QAM | 1 | 1 | 22.98 | 23.01 | 23.32 | 0-1 | 1 |
| CP-OFDM QPSK | 1 | 1 | 22.36 | 22.84 | 22.82 | 0-1.5 | 1.5 |

**Table 9-127
NR Band n71 Maximum Conducted Powers - 5 MHz Bandwidth**

| NR Band n71 5 MHz Bandwidth | | | | | | | |
|--------------------------------|---------|-----------|-----------------------|-----------------------|-----------------------|------------------------------|----------|
| Modulation | RB Size | RB Offset | Channel | | | MPR Allowed per 3GPP [dB] | MPR [dB] |
| | | | 133100 (665.5 MHz) | 136100 (680.5 MHz) | 139100 (695.5 MHz) | | |
| | | | Conducted Power [dBm] | | | | |
| DFT-s-OFDM QPSK | 1 | 1 | 24.14 | 24.73 | 24.82 | 0 | 0 |
| | 1 | 13 | 24.66 | 24.84 | 24.89 | | 0 |
| | 1 | 23 | 24.46 | 24.84 | 24.40 | | 0 |
| | 12 | 0 | 23.50 | 23.78 | 23.85 | 0-1 | 1 |
| | 12 | 6 | 24.63 | 24.73 | 24.85 | 0 | 0 |
| | 12 | 13 | 23.69 | 23.74 | 23.70 | 0-1 | 1 |
| | 25 | 0 | 23.25 | 23.37 | 23.42 | | 1 |
| DFT-s-OFDM 16QAM | 1 | 1 | 23.08 | 23.68 | 23.30 | 0-1 | 1 |
| CP-OFDM QPSK | 1 | 1 | 22.66 | 23.08 | 22.92 | 0-1.5 | 1.5 |

| | | | | |
|---|---|--------------------------------------|---|--|
| FCC ID A3LSMN976U |  PCTEST ENGINEERING LABORATORY, INC. | SAR EVALUATION REPORT |  | Approved by: Quality Manager |
| Document S/N: 1M1909040147-01.A3L | Test Dates: 09/10/19 – 11/06/19 | DUT Type: Portable Handset | | Page 105 of 212 |

9.4.2

NR Band n5

Table 9-128
NR Band n5 Maximum Conducted Powers - 20 MHz Bandwidth

| NR Band n5 20 MHz Bandwidth | | | | | |
|--------------------------------|---------|-----------|---|------------------------------|----------|
| Modulation | RB Size | RB Offset | Channel | MPR Allowed per 3GPP [dB] | MPR [dB] |
| | | | 167300 (836.5 MHz) Conducted Power [dBm] | | |
| DFT-s-OFDM QPSK | 1 | 1 | 24.74 | 0 | 0 |
| | 1 | 53 | 24.35 | | 0 |
| | 1 | 104 | 24.01 | | 0 |
| | 50 | 0 | 23.95 | 0-1 | 1 |
| | 50 | 26 | 24.65 | 0 | 0 |
| | 50 | 53 | 23.60 | 0-1 | 1 |
| | 100 | 0 | 23.86 | | 1 |
| DFT-s-OFDM 16QAM | 1 | 1 | 23.96 | 0-1 | 1 |
| CP-OFDM QPSK | 1 | 1 | 23.39 | 0-1.5 | 1.5 |

Table 9-129
NR Band n5 Maximum Conducted Powers - 15 MHz Bandwidth

| NR Band n5 15 MHz Bandwidth | | | | | |
|--------------------------------|---------|-----------|---|------------------------------|----------|
| Modulation | RB Size | RB Offset | Channel | MPR Allowed per 3GPP [dB] | MPR [dB] |
| | | | 167300 (836.5 MHz) Conducted Power [dBm] | | |
| DFT-s-OFDM QPSK | 1 | 1 | 24.62 | 0 | 0 |
| | 1 | 39 | 24.12 | | 0 |
| | 1 | 77 | 24.16 | | 0 |
| | 36 | 0 | 23.66 | 0-1 | 1 |
| | 36 | 20 | 24.57 | 0 | 0 |
| | 36 | 40 | 23.82 | 0-1 | 1 |
| | 75 | 0 | 23.19 | 0-1 | 1 |
| DFT-s-OFDM 16QAM | 1 | 1 | 23.98 | 0-1 | 1 |
| CP-OFDM QPSK | 1 | 1 | 23.16 | 0-1.5 | 1.5 |





| | | | | |
|--------------------------------------|--|-------------------------------|---|---------------------------------|
| FCC ID A3LSMN976U |  PCTEST ENGINEERING LABORATORY, INC. | SAR EVALUATION REPORT |  | Approved by: Quality Manager |
| Document S/N: 1M1909040147-01.A3L | Test Dates: 09/10/19 – 11/06/19 | DUT Type: Portable Handset | | Page 106 of 212 |

Table 9-130
NR Band n5 Maximum Conducted Powers - 10 MHz Bandwidth

| NR Band n5 10 MHz Bandwidth | | | | | | |
|--------------------------------|---------|-----------|-----------------------|---------------------|------------------------------|----------|
| Modulation | RB Size | RB Offset | Channel | | MPR Allowed per 3GPP [dB] | MPR [dB] |
| | | | 165800 (829 MHz) | 168800 (844 MHz) | | |
| | | | Conducted Power [dBm] | | | |
| DFT-s-OFDM QPSK | 1 | 1 | 25.10 | 23.93 | 0 | 0 |
| | 1 | 26 | 24.98 | 24.25 | | 0 |
| | 1 | 50 | 24.13 | 23.33 | | 0 |
| | 25 | 0 | 24.01 | 23.24 | 0-1 | 1 |
| | 25 | 13 | 24.64 | 23.76 | 0 | 0 |
| | 25 | 26 | 23.47 | 22.53 | 0-1 | 1 |
| | 50 | 0 | 23.32 | 22.52 | | 1 |
| DFT-s-OFDM 16QAM | 1 | 1 | 23.31 | 22.84 | 0-1 | 1 |
| CP-OFDM QPSK | 1 | 1 | 23.28 | 22.54 | 0-1.5 | 1.5 |

Table 9-131
NR Band n5 Maximum Conducted Powers - 5 MHz Bandwidth

| NR Band n5 5 MHz Bandwidth | | | | | | | |
|-------------------------------|---------|-----------|-----------------------|-----------------------|-----------------------|------------------------------|----------|
| Modulation | RB Size | RB Offset | Channel | | | MPR Allowed per 3GPP [dB] | MPR [dB] |
| | | | 165300 (826.5 MHz) | 167300 (836.5 MHz) | 169300 (846.5 MHz) | | |
| | | | Conducted Power [dBm] | | | | |
| DFT-s-OFDM QPSK | 1 | 1 | 25.03 | 24.63 | 24.32 | 0 | 0 |
| | 1 | 13 | 25.22 | 24.23 | 24.13 | | 0 |
| | 1 | 23 | 24.94 | 24.43 | 23.55 | | 0 |
| | 12 | 0 | 24.25 | 23.71 | 23.30 | 0-1 | 1 |
| | 12 | 6 | 25.13 | 24.33 | 23.87 | 0 | 0 |
| | 12 | 13 | 24.22 | 23.64 | 22.70 | 0-1 | 1 |
| | 25 | 0 | 23.83 | 23.23 | 22.59 | | 1 |
| DFT-s-OFDM 16QAM | 1 | 1 | 24.33 | 23.52 | 23.35 | 0-1 | 1 |
| CP-OFDM QPSK | 1 | 1 | 23.41 | 23.14 | 22.91 | 0-1.5 | 1.5 |

| | | | | |
|---|---|--------------------------------------|---|--|
| FCC ID A3LSMN976U |  PCTEST ENGINEERING LABORATORY, INC. | SAR EVALUATION REPORT |  | Approved by: Quality Manager |
| Document S/N: 1M1909040147-01.A3L | Test Dates: 09/10/19 – 11/06/19 | DUT Type: Portable Handset | | Page 107 of 212 |

9.5 WLAN Conducted Powers

Table 9-132
2.4 GHz WLAN Maximum Average RF Power – Ant 1

| 2.4GHz Conducted Power [dBm] | | | | | |
|------------------------------|---------|------------------------|---------|---------|----------|
| Freq [MHz] | Channel | IEEE Transmission Mode | | | |
| | | 802.11b | 802.11g | 802.11n | 802.11ax |
| | | Average | Average | Average | Average |
| 2412 | 1 | 20.48 | 17.97 | 17.78 | 16.73 |
| 2437 | 6 | 20.31 | 17.96 | 17.83 | 16.97 |
| 2462 | 11 | 20.19 | 17.79 | 17.76 | 16.91 |

Table 9-133
2.4 GHz WLAN Maximum Average RF Power – Ant 2

| 2.4GHz Conducted Power [dBm] | | | | | |
|------------------------------|---------|------------------------|---------|---------|----------|
| Freq [MHz] | Channel | IEEE Transmission Mode | | | |
| | | 802.11b | 802.11g | 802.11n | 802.11ax |
| | | Average | Average | Average | Average |
| 2412 | 1 | 20.48 | 17.97 | 17.67 | 16.94 |
| 2437 | 6 | 20.08 | 17.53 | 17.48 | 16.98 |
| 2462 | 11 | 20.27 | 17.87 | 17.71 | 16.75 |

Table 9-134
2.4 GHz WLAN Maximum Average RF Power – MIMO

| 2.4GHz 802.11n Conducted Power [dBm] | | | | |
|--------------------------------------|---------|-------|-------|-------|
| Freq [MHz] | Channel | ANT1 | ANT2 | MIMO |
| 2412 | 1 | 17.78 | 17.67 | 20.74 |
| 2437 | 6 | 17.83 | 17.48 | 20.67 |
| 2462 | 11 | 17.76 | 17.71 | 20.75 |



| | | | | |
|--------------------------------------|--|-------------------------------|---|---------------------------------|
| FCC ID A3LSMN976U |  PCTEST ENGINEERING LABORATORY, INC. | SAR EVALUATION REPORT |  | Approved by: Quality Manager |
| Document S/N: 1M1909040147-01.A3L | Test Dates: 09/10/19 – 11/06/19 | DUT Type: Portable Handset | | Page 108 of 212 |

Table 9-135
5 GHz WLAN Maximum Average RF Power – Ant 1

| 5GHz (20MHz) Conducted Power [dBm] | | | | | |
|------------------------------------|---------|------------------------|---------|----------|----------|
| Freq [MHz] | Channel | IEEE Transmission Mode | | | |
| | | 802.11a | 802.11n | 802.11ac | 802.11ax |
| | | Average | Average | Average | Average |
| 5180 | 36 | 17.79 | 17.81 | 17.81 | 15.69 |
| 5200 | 40 | 17.88 | 17.89 | 17.84 | 15.73 |
| 5220 | 44 | 17.99 | 17.92 | 17.73 | 15.65 |
| 5240 | 48 | 17.98 | 17.97 | 17.95 | 15.77 |
| 5260 | 52 | 17.93 | 17.74 | 17.85 | 15.62 |
| 5280 | 56 | 17.61 | 17.87 | 17.93 | 15.67 |
| 5300 | 60 | 17.71 | 17.95 | 17.67 | 15.76 |
| 5320 | 64 | 17.71 | 17.77 | 17.65 | 15.64 |
| 5500 | 100 | 17.63 | 17.55 | 17.66 | 15.78 |
| 5600 | 120 | 17.60 | 17.51 | 17.83 | 15.91 |
| 5620 | 124 | 17.63 | 17.94 | 17.65 | 15.83 |
| 5720 | 144 | 17.94 | 17.74 | 17.57 | 15.75 |
| 5745 | 149 | 17.84 | 17.67 | 17.55 | 15.52 |
| 5785 | 157 | 17.91 | 17.65 | 17.52 | 15.48 |
| 5825 | 165 | 17.69 | 17.88 | 17.76 | 15.78 |

Table 9-136
5 GHz WLAN Maximum Average RF Power – Ant 2

| 5GHz (20MHz) Conducted Power [dBm] | | | | | |
|------------------------------------|---------|------------------------|---------|----------|----------|
| Freq [MHz] | Channel | IEEE Transmission Mode | | | |
| | | 802.11a | 802.11n | 802.11ac | 802.11ax |
| | | Average | Average | Average | Average |
| 5180 | 36 | 17.82 | 17.56 | 17.56 | 15.92 |
| 5200 | 40 | 17.85 | 17.52 | 17.68 | 15.88 |
| 5220 | 44 | 17.79 | 17.61 | 17.61 | 15.83 |
| 5240 | 48 | 17.88 | 17.67 | 17.55 | 15.84 |
| 5260 | 52 | 17.97 | 17.68 | 17.71 | 15.90 |
| 5280 | 56 | 17.98 | 17.74 | 17.68 | 15.85 |
| 5300 | 60 | 17.97 | 17.86 | 17.60 | 15.89 |
| 5320 | 64 | 17.95 | 17.78 | 17.67 | 15.95 |
| 5500 | 100 | 17.77 | 17.84 | 17.79 | 15.68 |
| 5600 | 120 | 17.80 | 17.62 | 17.58 | 15.70 |
| 5620 | 124 | 17.85 | 17.58 | 17.49 | 15.68 |
| 5720 | 144 | 17.72 | 17.46 | 17.87 | 15.63 |
| 5745 | 149 | 17.80 | 17.48 | 17.43 | 15.77 |
| 5785 | 157 | 17.95 | 17.54 | 17.57 | 15.87 |
| 5825 | 165 | 17.75 | 17.92 | 17.90 | 15.78 |



| | | | | |
|---|---|--------------------------------------|---|--|
| FCC ID A3LSMN976U |  PCTEST ENGINEERING LABORATORY, INC. | SAR EVALUATION REPORT |  | Approved by: Quality Manager |
| Document S/N: 1M1909040147-01.A3L | Test Dates: 09/10/19 – 11/06/19 | DUT Type: Portable Handset | | Page 109 of 212 |

Table 9-137
5 GHz WLAN Maximum Average RF Power – MIMO

| 5GHz (20MHz) 802.11n Conducted Power [dBm] | | | | |
|--|---------|-------|-------|-------|
| Freq [MHz] | Channel | ANT1 | ANT2 | MIMO |
| 5180 | 36 | 17.81 | 17.56 | 20.70 |
| 5200 | 40 | 17.89 | 17.52 | 20.72 |
| 5220 | 44 | 17.92 | 17.61 | 20.78 |
| 5240 | 48 | 17.97 | 17.67 | 20.83 |
| 5260 | 52 | 17.74 | 17.68 | 20.72 |
| 5280 | 56 | 17.87 | 17.74 | 20.82 |
| 5300 | 60 | 17.95 | 17.86 | 20.92 |
| 5320 | 64 | 17.77 | 17.78 | 20.79 |
| 5500 | 100 | 17.55 | 17.84 | 20.71 |
| 5600 | 120 | 17.51 | 17.62 | 20.58 |
| 5620 | 124 | 17.94 | 17.58 | 20.77 |
| 5720 | 144 | 17.74 | 17.46 | 20.61 |
| 5745 | 149 | 17.67 | 17.48 | 20.59 |
| 5785 | 157 | 17.65 | 17.54 | 20.61 |
| 5825 | 165 | 17.88 | 17.92 | 20.91 |

Table 9-138
Maximum Output Powers During Conditions with 2.4 GHz and 5 GHz WLAN

| 2.4GHz 802.11n Conducted Power [dBm] | | | |
|---|---------|-------|-------|
| Freq [MHz] | Channel | ANT1 | ANT2 |
| 2412 | 1 | 16.94 | 16.97 |
| 2437 | 6 | 16.75 | 16.71 |
| 2462 | 11 | 16.75 | 16.98 |
| 5GHz (80MHz) 802.11ac Conducted Power [dBm] | | | |
| Freq [MHz] | Channel | ANT1 | ANT2 |
| 5210 | 42 | 13.88 | 13.78 |
| 5290 | 58 | 13.62 | 13.72 |
| 5530 | 106 | 13.75 | 13.70 |
| 5610 | 122 | 13.64 | 13.77 |
| 5690 | 138 | 13.69 | 13.77 |
| 5775 | 155 | 13.75 | 13.89 |



| | | | | |
|---|---|--------------------------------------|---|--|
| FCC ID A3LSMN976U |  PCTEST ENGINEERING LABORATORY, INC. | SAR EVALUATION REPORT |  | Approved by: Quality Manager |
| Document S/N: 1M1909040147-01.A3L | Test Dates: 09/10/19 – 11/06/19 | DUT Type: Portable Handset | Page 110 of 212 | |

Table 9-139
2.4 GHz WLAN Reduced Average RF Power – Ant 1

| 2.4GHz Conducted Power [dBm] | | | | |
|------------------------------|---------|------------------------|---------|---------|
| Freq [MHz] | Channel | IEEE Transmission Mode | | |
| | | 802.11b | 802.11g | 802.11n |
| | | Average | Average | Average |
| 2412 | 1 | 16.96 | 16.95 | 16.94 |
| 2437 | 6 | 16.92 | 16.65 | 16.75 |
| 2462 | 11 | 16.86 | 16.94 | 16.75 |

Table 9-140
2.4 GHz WLAN Reduced Average RF Power – Ant 2

| 2.4GHz Conducted Power [dBm] | | | | |
|------------------------------|---------|------------------------|---------|---------|
| Freq [MHz] | Channel | IEEE Transmission Mode | | |
| | | 802.11b | 802.11g | 802.11n |
| | | Average | Average | Average |
| 2412 | 1 | 16.96 | 16.97 | 16.97 |
| 2437 | 6 | 16.72 | 16.95 | 16.71 |
| 2462 | 11 | 16.65 | 16.80 | 16.98 |

Table 9-141
2.4 GHz WLAN Reduced Average RF Power – MIMO

| 2.4GHz 802.11n Conducted Power [dBm] | | | | |
|--------------------------------------|---------|-------|-------|-------|
| Freq [MHz] | Channel | ANT1 | ANT2 | MIMO |
| 2412 | 1 | 16.94 | 16.97 | 19.97 |
| 2437 | 6 | 16.75 | 16.71 | 19.74 |
| 2462 | 11 | 16.75 | 16.98 | 19.88 |



| | | | | |
|---|---|--------------------------------------|---|--|
| FCC ID A3LSMN976U |  PCTEST ENGINEERING LABORATORY, INC. | SAR EVALUATION REPORT |  | Approved by: Quality Manager |
| Document S/N: 1M1909040147-01.A3L | Test Dates: 09/10/19 – 11/06/19 | DUT Type: Portable Handset | | Page 111 of 212 |

Table 9-142
5 GHz WLAN Reduced Average RF Power – Ant 1

| 5GHz (80MHz) Conducted Power [dBm] | | |
|------------------------------------|---------|------------------------------|
| Freq [MHz] | Channel | IEEE Transmission Mode |
| | | 802.11ac |
| | | Average |
| 5210 | 42 | 13.88 |
| 5290 | 58 | 13.62 |
| 5530 | 106 | 13.75 |
| 5610 | 122 | 13.64 |
| 5690 | 138 | 13.69 |
| 5775 | 155 | 13.75 |

Table 9-143
5 GHz WLAN Reduced Average RF Power – Ant 2

| 5GHz (80MHz) Conducted Power [dBm] | | |
|------------------------------------|---------|------------------------------|
| Freq [MHz] | Channel | IEEE Transmission Mode |
| | | 802.11ac |
| | | Average |
| 5210 | 42 | 13.78 |
| 5290 | 58 | 13.72 |
| 5530 | 106 | 13.70 |
| 5610 | 122 | 13.77 |
| 5690 | 138 | 13.77 |
| 5775 | 155 | 13.89 |

Table 9-144
5 GHz WLAN Reduced Average RF Power – MIMO

| 5GHz (80MHz) 802.11ac Conducted Power [dBm] | | | | |
|---|---------|-------|-------|-------|
| Freq [MHz] | Channel | ANT1 | ANT2 | MIMO |
| 5210 | 42 | 13.88 | 13.78 | 16.84 |
| 5290 | 58 | 13.62 | 13.72 | 16.68 |
| 5530 | 106 | 13.75 | 13.70 | 16.73 |
| 5610 | 122 | 13.64 | 13.77 | 16.72 |
| 5690 | 138 | 13.69 | 13.77 | 16.74 |
| 5775 | 155 | 13.75 | 13.89 | 16.83 |



| | | | | |
|---|---|--------------------------------------|---|--|
| FCC ID A3LSMN976U |  PCTEST ENGINEERING LABORATORY, INC. | SAR EVALUATION REPORT |  | Approved by: Quality Manager |
| Document S/N: 1M1909040147-01.A3L | Test Dates: 09/10/19 – 11/06/19 | DUT Type: Portable Handset | Page 112 of 212 | |

Table 9-145
Reduced Output Powers During Conditions with 2.4 GHz and 5 GHz WLAN

| 2.4GHz 802.11n Conducted Power [dBm] | | | |
|---|---------|-------|-------|
| Freq [MHz] | Channel | ANT1 | ANT2 |
| 2412 | 1 | 13.89 | 13.51 |
| 2437 | 6 | 13.77 | 13.86 |
| 2462 | 11 | 13.95 | 13.73 |
| 5GHz (80MHz) 802.11ac Conducted Power [dBm] | | | |
| Freq [MHz] | Channel | ANT1 | ANT2 |
| 5210 | 42 | 13.88 | 13.78 |
| 5290 | 58 | 13.62 | 13.72 |
| 5530 | 106 | 13.75 | 13.70 |
| 5610 | 122 | 13.64 | 13.77 |
| 5690 | 138 | 13.69 | 13.77 |
| 5775 | 155 | 13.75 | 13.89 |

Justification for test configurations for WLAN per KDB Publication 248227 D01v02r02:

- Power measurements were performed for the transmission mode configuration with the highest maximum output power specified for production units.
- For transmission modes with the same maximum output power specification, powers were measured for the largest channel bandwidth, lowest order modulation and lowest data rate.
- For transmission modes with identical maximum specified output power, channel bandwidth, modulation and data rates, power measurements were required for all identical configurations.
- For each transmission mode configuration, powers were measured for the highest and lowest channels; and at the mid-band channel(s) when there were at least 3 channels supported. For configurations with multiple mid-band channels, due to an even number of channels, both channels were measured.

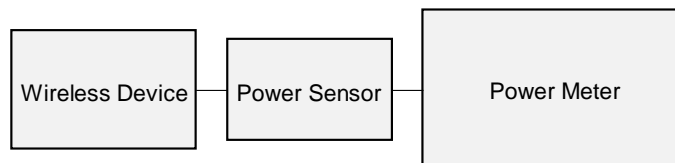






Figure 9-4
Power Measurement Setup

| | | | | |
|--------------------------------------|---|-------------------------------|---|---------------------------------|
| FCC ID A3LSMN976U |  | SAR EVALUATION REPORT |  | Approved by: Quality Manager |
| Document S/N: 1M1909040147-01.A3L | Test Dates: 09/10/19 – 11/06/19 | DUT Type: Portable Handset | Page 113 of 212 | |

9.6 Bluetooth Conducted Powers

Table 9-146
Bluetooth Average RF Power

| Frequency [MHz] | Data Rate [Mbps] | Channel No. | Avg Conducted Power | |
|-----------------|------------------|-------------|---------------------|--------|
| | | | [dBm] | [mW] |
| 2402 | 1.0 | 0 | 13.58 | 22.799 |
| 2441 | 1.0 | 39 | 13.61 | 22.984 |
| 2480 | 1.0 | 78 | 13.99 | 25.048 |
| 2402 | 2.0 | 0 | 11.05 | 12.729 |
| 2441 | 2.0 | 39 | 12.47 | 17.664 |
| 2480 | 2.0 | 78 | 10.98 | 12.531 |
| 2402 | 3.0 | 0 | 11.07 | 12.779 |
| 2441 | 3.0 | 39 | 12.41 | 17.430 |
| 2480 | 3.0 | 78 | 11.36 | 13.677 |

| | | | | |
|--------------------------------------|--|-------------------------------|---|---------------------------------|
| FCC ID A3LSMN976U |  PCTEST ENGINEERING LABORATORY, INC. | SAR EVALUATION REPORT |  | Approved by: Quality Manager |
| Document S/N: 1M1909040147-01.A3L | Test Dates: 09/10/19 – 11/06/19 | DUT Type: Portable Handset | | Page 114 of 212 |

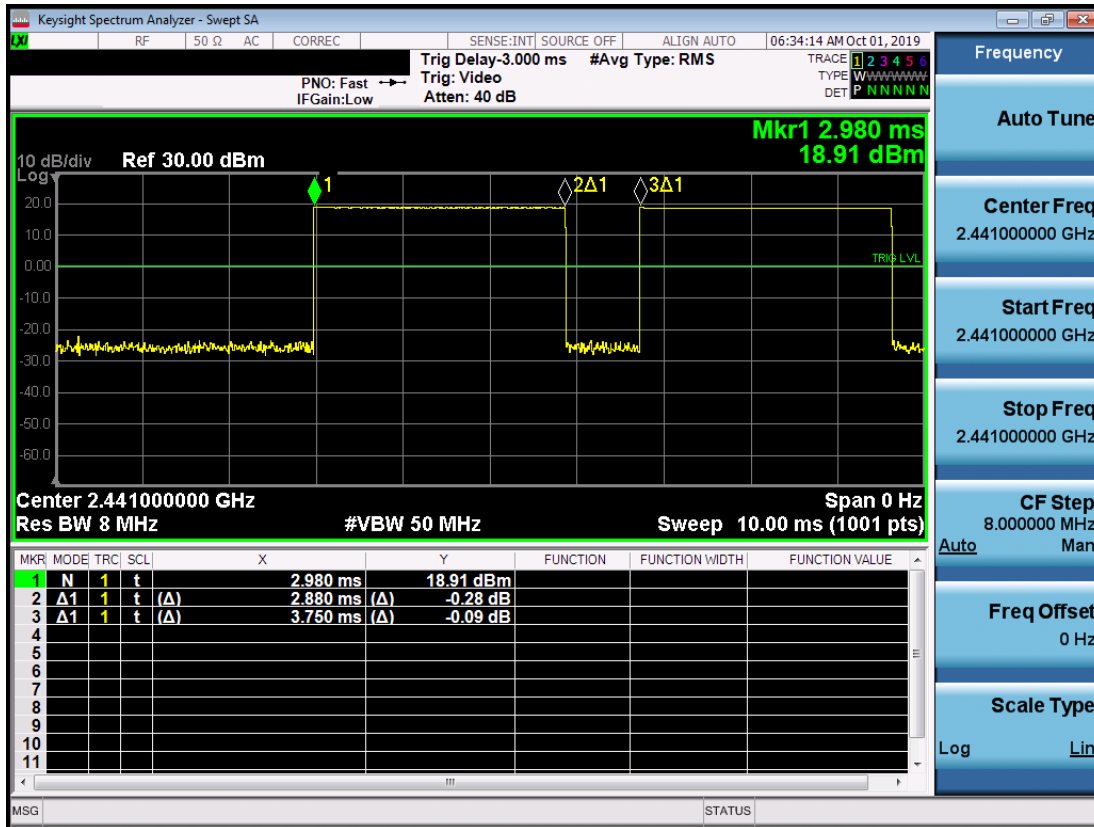


Figure 9-5
Bluetooth Transmission Plot

Equation 9-1
Bluetooth Duty Cycle Calculation

$$Duty\ Cycle = \frac{Pulse\ Width}{Period} * 100\% = \frac{2.88ms}{3.75ms} * 100\% = 76.8\%$$

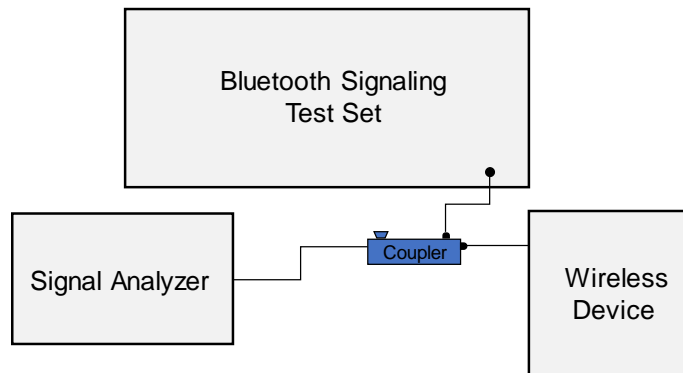


Figure 9-6
Power Measurement Setup



| | | | | |
|--------------------------------------|--|-------------------------------|---------|---------------------------------|
| FCC ID A3LSMN976U | PCTEST ENGINEERING LABORATORY, INC. | SAR EVALUATION REPORT | SAMSUNG | Approved by: Quality Manager |
| Document S/N: 1M1909040147-01.A3L | Test Dates: 09/10/19 – 11/06/19 | DUT Type: Portable Handset | | Page 115 of 212 |

10 SYSTEM VERIFICATION

10.1 Tissue Verification



Table 10-1
Measured Tissue Properties - Head

| Calibrated for Tests Performed on: | Tissue Type | Tissue Temp During Calibration (°C) | Measured Frequency (MHz) | Measured Conductivity, σ (S/m) | Measured Dielectric Constant, ε | TARGET Conductivity, σ (S/m) | TARGET Dielectric Constant, ε | % dev σ | % dev ε |
|------------------------------------|------------------|-------------------------------------|--------------------------|--------------------------------|---------------------------------|------------------------------|-------------------------------|---------|---------|
| 09/23/2019 | 750 Head | 20.4 | 680 | 0.864 | 42.220 | 0.888 | 42.305 | -2.70% | -0.20% |
| | | | 695 | 0.869 | 42.166 | 0.889 | 42.227 | -2.25% | -0.14% |
| | | | 740 | 0.896 | 42.032 | 0.893 | 41.994 | -0.78% | 0.09% |
| | | | 755 | 0.891 | 41.986 | 0.894 | 41.916 | -0.34% | 0.17% |
| | | | 770 | 0.896 | 41.938 | 0.895 | 41.838 | 0.11% | 0.24% |
| | | | 785 | 0.900 | 41.886 | 0.896 | 41.760 | 0.46% | 0.30% |
| 10/21/2019 | 750 Head | 21.1 | 800 | 0.905 | 41.843 | 0.897 | 41.682 | 0.89% | 0.39% |
| | | | 680 | 0.864 | 41.712 | 0.888 | 42.305 | -2.70% | -1.40% |
| | | | 695 | 0.869 | 41.656 | 0.889 | 42.227 | -2.25% | -1.35% |
| | | | 700 | 0.871 | 41.642 | 0.889 | 42.201 | -2.02% | -1.32% |
| | | | 710 | 0.874 | 41.614 | 0.890 | 42.149 | -1.80% | -1.27% |
| | | | 750 | 0.888 | 41.476 | 0.894 | 41.942 | -0.67% | -1.11% |
| 10/02/2019 | 835 Head | 20.4 | 770 | 0.895 | 41.427 | 0.895 | 41.838 | 0.00% | -0.98% |
| | | | 785 | 0.901 | 41.385 | 0.896 | 41.760 | 0.56% | -0.90% |
| | | | 820 | 0.913 | 41.228 | 0.899 | 41.578 | 1.56% | -0.84% |
| | | | 835 | 0.919 | 41.166 | 0.900 | 41.500 | 2.00% | -0.78% |
| | | | 850 | 0.923 | 41.146 | 0.916 | 41.500 | 0.76% | -0.85% |
| | | | 820 | 0.925 | 42.843 | 0.899 | 41.578 | 2.89% | 3.04% |
| 10/09/2019 | 835 Head | 21.2 | 835 | 0.932 | 42.801 | 0.900 | 41.500 | 3.56% | 3.13% |
| | | | 850 | 0.937 | 42.756 | 0.916 | 41.500 | 2.29% | 3.03% |
| | | | 820 | 0.914 | 41.293 | 0.899 | 41.578 | 1.67% | -0.69% |
| 10/21/2019 | 835 Head | 21.1 | 835 | 0.919 | 41.241 | 0.900 | 41.500 | 2.11% | -0.62% |
| | | | 850 | 0.924 | 41.194 | 0.916 | 41.500 | 0.87% | -0.74% |
| | | | 820 | 0.912 | 42.770 | 0.899 | 41.578 | 1.45% | 2.87% |
| 10/24/2019 | 835 Head | 21.2 | 835 | 0.919 | 42.710 | 0.900 | 41.500 | 2.11% | 2.92% |
| | | | 850 | 0.923 | 42.685 | 0.916 | 41.500 | 0.76% | 2.86% |
| | | | 1710 | 1.325 | 41.491 | 1.348 | 40.142 | -1.71% | 3.36% |
| 9/16/2019 | 1750 Head | 20.2 | 1750 | 1.349 | 41.416 | 1.371 | 40.079 | -1.60% | 3.34% |
| | | | 1790 | 1.375 | 41.351 | 1.394 | 40.016 | -1.36% | 3.34% |
| | | | 1710 | 1.344 | 39.157 | 1.348 | 40.142 | -0.30% | -2.45% |
| 10/02/2019 | 1750 Head | 21.8 | 1720 | 1.350 | 39.143 | 1.354 | 40.126 | -0.30% | -2.45% |
| | | | 1745 | 1.365 | 39.111 | 1.368 | 40.087 | -0.22% | -2.43% |
| | | | 1750 | 1.368 | 39.104 | 1.371 | 40.079 | -0.22% | -2.43% |
| | | | 1770 | 1.379 | 39.072 | 1.383 | 40.047 | -0.29% | -2.43% |
| | | | 1790 | 1.390 | 39.039 | 1.394 | 40.016 | -0.25% | -2.44% |
| | | | 1850 | 1.412 | 41.254 | 1.400 | 40.000 | 0.86% | 3.13% |
| 9/16/2019 | 1900 Head | 20.2 | 1880 | 1.432 | 41.211 | 1.400 | 40.000 | 2.29% | 3.03% |
| | | | 1910 | 1.450 | 41.164 | 1.400 | 40.000 | 3.57% | 2.91% |
| | | | 1850 | 1.401 | 39.212 | 1.400 | 40.000 | 0.07% | -1.97% |
| 09/30/2019 | 1900 Head | 20.5 | 1880 | 1.407 | 39.200 | 1.400 | 40.000 | 0.50% | -2.00% |
| | | | 1890 | 1.409 | 39.176 | 1.400 | 40.000 | 1.40% | -2.00% |
| | | | 1900 | 1.432 | 39.149 | 1.400 | 40.000 | 2.29% | -2.13% |
| | | | 1905 | 1.436 | 39.142 | 1.400 | 40.000 | 2.57% | -2.14% |
| | | | 1910 | 1.439 | 39.135 | 1.400 | 40.000 | 2.79% | -2.16% |
| | | | 2400 | 1.812 | 38.968 | 1.756 | 39.289 | 3.19% | -0.82% |
| 09/24/2019 | 2450 Head | 21.5 | 2450 | 1.852 | 38.903 | 1.800 | 39.200 | 2.89% | -0.76% |
| | | | 2500 | 1.889 | 38.812 | 1.855 | 39.136 | 1.83% | -0.83% |
| | | | 2510 | 1.898 | 38.790 | 1.866 | 39.123 | 1.71% | -0.86% |
| | | | 2550 | 1.932 | 38.732 | 1.909 | 39.073 | 1.20% | -0.87% |
| | | | 2560 | 1.940 | 38.724 | 1.920 | 39.060 | 1.04% | -0.86% |
| | | | 2600 | 1.970 | 38.663 | 1.964 | 39.009 | 0.31% | -0.89% |
| | | | 2650 | 2.012 | 38.566 | 2.018 | 38.945 | -0.30% | -0.97% |
| | | | 2680 | 2.038 | 38.521 | 2.051 | 38.907 | -0.63% | -0.99% |
| | | | 2700 | 2.054 | 38.489 | 2.073 | 38.882 | -0.92% | -1.01% |
| | | | 2400 | 1.820 | 40.086 | 1.756 | 39.289 | 3.64% | 2.03% |
| 10/03/2019 | 2450 Head | 21.5 | 2450 | 1.863 | 39.992 | 1.800 | 39.200 | 3.50% | 2.02% |
| | | | 2500 | 1.900 | 39.910 | 1.855 | 39.136 | 2.43% | 1.98% |
| | | | 2510 | 1.908 | 39.890 | 1.866 | 39.123 | 2.25% | 1.96% |
| | | | 2550 | 1.943 | 39.811 | 1.909 | 39.073 | 1.78% | 1.89% |
| | | | 2560 | 1.952 | 39.800 | 1.920 | 39.060 | 1.67% | 1.89% |
| | | | 2600 | 1.983 | 39.743 | 1.964 | 39.009 | 0.97% | 1.88% |
| 10/08/2019 | 2450 Head | 20.6 | 2650 | 2.024 | 39.641 | 2.018 | 38.945 | 0.30% | 1.79% |
| | | | 2680 | 2.050 | 39.592 | 2.051 | 38.907 | -0.05% | 1.76% |
| | | | 2700 | 2.066 | 39.560 | 2.073 | 38.882 | -0.34% | 1.74% |
| | | | 2300 | 1.742 | 40.943 | 1.670 | 39.500 | 4.31% | 3.65% |
| | | | 2310 | 1.750 | 40.928 | 1.679 | 39.480 | 4.23% | 3.66% |
| | | | 2320 | 1.758 | 40.907 | 1.687 | 39.460 | 4.21% | 3.67% |
| 10/24/2019 | 2450 Head | 24.0 | 2400 | 1.825 | 38.577 | 1.756 | 39.289 | 3.93% | -1.81% |
| | | | 2450 | 1.864 | 38.502 | 1.800 | 39.200 | 3.56% | -1.78% |
| | | | 2500 | 1.904 | 38.422 | 1.855 | 39.136 | 2.64% | -1.82% |
| 9/17/2019 | 3500 - 3700 Head | 20.2 | 3500 | 2.796 | 38.091 | 2.913 | 37.929 | -4.02% | 0.43% |
| | | | 3550 | 2.846 | 38.002 | 2.964 | 37.871 | -3.98% | 0.39% |
| | | | 3600 | 2.891 | 37.916 | 3.015 | 37.814 | -4.11% | 0.27% |
| | | | 3645 | 2.933 | 37.847 | 3.061 | 37.763 | -4.18% | 0.22% |
| | | | 3685 | 2.969 | 37.742 | 3.102 | 37.717 | -4.29% | 0.07% |
| | | | 3725 | 3.007 | 37.689 | 3.143 | 37.671 | -4.33% | 0.05% |
| 09/10/2019 | 5200-5800 Head | 22.0 | 5180 | 4.542 | 35.110 | 4.635 | 36.009 | -2.01% | -2.50% |
| | | | 5200 | 4.558 | 35.073 | 4.655 | 35.986 | -2.08% | -2.54% |
| | | | 5220 | 4.581 | 35.029 | 4.676 | 35.963 | -2.03% | -2.61% |
| | | | 5240 | 4.606 | 34.978 | 4.696 | 35.940 | -1.92% | -2.68% |
| | | | 5260 | 4.633 | 34.937 | 4.717 | 35.917 | -1.78% | -2.73% |
| | | | 5280 | 4.655 | 34.909 | 4.737 | 35.894 | -1.73% | -2.74% |
| | | | 5300 | 4.678 | 34.879 | 4.758 | 35.871 | -1.68% | -2.77% |
| | | | 5320 | 4.691 | 34.846 | 4.778 | 35.849 | -1.62% | -2.80% |
| | | | 5350 | 4.697 | 34.822 | 4.803 | 35.843 | -1.39% | -3.15% |
| | | | 5520 | 4.523 | 34.504 | 4.983 | 35.620 | -1.20% | -3.13% |
| | | | 5540 | 4.945 | 34.467 | 5.004 | 35.597 | -1.18% | -3.17% |
| | | | 5560 | 4.956 | 34.434 | 5.024 | 35.574 | -1.35% | -3.20% |
| | | | 5580 | 4.986 | 34.402 | 5.045 | 35.551 | -1.17% | -3.23% |
| | | | 5600 | 5.014 | 34.343 | 5.065 | 35.529 | -1.01% | -3.34% |
| | | | 5620 | 5.043 | 34.317 | 5.086 | 35.508 | -0.85% | -3.35% |
| | | | 5640 | 5.062 | 34.299 | 5.106 | 35.483 | -0.86% | -3.34% |
| | | | 5660 | 5.080 | 34.261 | 5.127 | 35.460 | -0.92% | -3.38% |
| | | | 5680 | 5.102 | 34.230 | 5.147 | 35.437 | -0.87% | -3.41% |
| | | | 5700 | 5.124 | 34.177 | 5.168 | 35.414 | -0.85% | -3.49% |
| | | | 5745 | 5.183 | 34.099 | 5.214 | 35.363 | -0.59% | -3.57% |
| | | | 5785 | 5.201 | 34.085 | 5.234 | 35.340 | -0.63% | -3.55% |
| | | | 5795 | 5.226 | 34.048 | 5.255 | 35.317 | -0.55% | -3.59% |
| 5800 | 5.241 | 34.016 | 5.270 | 35.300 | -0.55% | -3.64% | | | |
| 5805 | 5.246 | 34.008 | 5.275 | 35.294 | -0.55% | -3.64% | | | |
| 5825 | 5.273 | 33.963 | 5.296 | 35.271 | -0.43% | -3.71% | | | |

| | | | | |
|--------------------------------------|--|-------------------------------|---|---------------------------------|
| FCC ID A3LSMN976U |  PCTEST ENGINEERING LABORATORY, INC. | SAR EVALUATION REPORT |  | Approved by: Quality Manager |
| Document S/N: 1M1909040147-01.A3L | Test Dates: 09/10/19 – 11/06/19 | DUT Type: Portable Handset | Page 116 of 212 | |



**Table 10-2
Measured Tissue Properties - Body**

| Calibrated for Tests Performed on: | Tissue Type | Tissue Temp During Calibration (°C) | Measured Frequency (MHz) | Measured Conductivity, σ (S/m) | Measured Dielectric Constant, ϵ | TARGET Conductivity, σ (S/m) | TARGET Dielectric Constant, ϵ | % dev σ | % dev ϵ |
|------------------------------------|-------------|-------------------------------------|--------------------------|---------------------------------------|--|-------------------------------------|--|----------------|------------------|
| 9/16/2019 | 750 Body | 23.5 | 680 | 0.920 | 55.023 | 0.958 | 55.804 | -3.97% | -1.40% |
| | | | 695 | 0.925 | 54.986 | 0.959 | 55.745 | -3.55% | -1.36% |
| | | | 700 | 0.927 | 54.973 | 0.959 | 55.726 | -3.34% | -1.35% |
| | | | 710 | 0.930 | 54.947 | 0.960 | 55.687 | -3.12% | -1.33% |
| | | | 740 | 0.941 | 54.887 | 0.963 | 55.570 | -2.28% | -1.23% |
| 09/18/2019 | 750 Body | 24.5 | 755 | 0.946 | 54.860 | 0.964 | 55.512 | -1.87% | -1.17% |
| | | | 750 | 0.951 | 53.838 | 0.964 | 55.531 | -1.35% | -3.05% |
| | | | 755 | 0.952 | 53.825 | 0.964 | 55.512 | -1.24% | -3.04% |
| | | | 770 | 0.958 | 53.791 | 0.965 | 55.453 | -0.73% | -3.00% |
| | | | 785 | 0.963 | 53.748 | 0.966 | 55.395 | -0.31% | -2.97% |
| 10/17/2019 | 750 Body | 23.6 | 800 | 0.968 | 53.706 | 0.967 | 55.336 | 0.10% | -2.95% |
| | | | 680 | 0.912 | 56.800 | 0.958 | 55.804 | -4.80% | 1.78% |
| | | | 695 | 0.925 | 56.665 | 0.959 | 55.745 | -3.55% | 1.65% |
| 09/23/2019 | 835 Body | 21.3 | 750 | 0.974 | 56.203 | 0.964 | 55.531 | 1.04% | 1.21% |
| | | | 820 | 0.929 | 53.455 | 0.969 | 55.258 | -4.13% | -3.26% |
| | | | 835 | 0.946 | 53.318 | 0.970 | 55.200 | -2.47% | -3.41% |
| 09/30/2019 | 835 Body | 18.7 | 850 | 0.963 | 53.152 | 0.988 | 55.154 | -2.53% | -3.63% |
| | | | 820 | 0.967 | 52.930 | 0.969 | 55.258 | -0.21% | -4.21% |
| | | | 835 | 0.982 | 52.765 | 0.970 | 55.200 | 1.24% | -4.41% |
| 10/10/2019 | 835 Body | 20.5 | 850 | 0.997 | 52.599 | 0.988 | 55.154 | 0.91% | -4.63% |
| | | | 820 | 0.948 | 55.362 | 0.969 | 55.258 | -2.17% | 0.19% |
| | | | 835 | 0.965 | 55.206 | 0.970 | 55.200 | -0.52% | 0.01% |
| 10/17/2019 | 835 Body | 20.0 | 850 | 0.981 | 55.063 | 0.988 | 55.154 | -0.71% | -0.16% |
| | | | 820 | 0.962 | 52.805 | 0.969 | 55.258 | -0.72% | -4.44% |
| | | | 835 | 0.978 | 52.643 | 0.970 | 55.200 | 0.82% | -4.63% |
| 10/21/2019 | 835 Body | 20.7 | 850 | 0.993 | 52.472 | 0.988 | 55.154 | 0.51% | -4.86% |
| | | | 820 | 0.956 | 53.633 | 0.969 | 55.258 | -1.34% | -2.94% |
| | | | 835 | 0.972 | 53.473 | 0.970 | 55.200 | 0.21% | -3.13% |
| 09/25/2019 | 1750 Body | 20.1 | 850 | 0.988 | 53.295 | 0.988 | 55.154 | 0.00% | -3.37% |
| | | | 1710 | 1.487 | 52.259 | 1.463 | 53.537 | 1.64% | -2.39% |
| | | | 1720 | 1.499 | 52.217 | 1.469 | 53.511 | 2.04% | -2.42% |
| | | | 1745 | 1.527 | 52.121 | 1.485 | 53.445 | 2.83% | -2.48% |
| | | | 1750 | 1.533 | 52.102 | 1.488 | 53.432 | 3.02% | -2.49% |
| | | | 1770 | 1.554 | 52.026 | 1.501 | 53.379 | 3.53% | -2.53% |
| | | | 1790 | 1.575 | 51.948 | 1.514 | 53.326 | 4.03% | -2.58% |
| 09/29/2019 | 1750 Body | 20.6 | 1710 | 1.490 | 52.558 | 1.463 | 53.537 | 1.85% | -1.83% |
| | | | 1750 | 1.539 | 52.400 | 1.488 | 53.432 | 3.43% | -1.93% |
| | | | 1790 | 1.585 | 52.251 | 1.514 | 53.326 | 4.69% | -2.02% |
| | | | 1710 | 1.493 | 51.818 | 1.463 | 53.537 | 2.05% | -3.21% |
| 10/2/2019 | 1750 Body | 20.0 | 1720 | 1.505 | 51.778 | 1.469 | 53.511 | 2.45% | -3.24% |
| | | | 1745 | 1.534 | 51.688 | 1.485 | 53.445 | 3.30% | -3.29% |
| | | | 1750 | 1.539 | 51.669 | 1.488 | 53.432 | 3.43% | -3.30% |
| | | | 1770 | 1.561 | 51.593 | 1.501 | 53.379 | 4.00% | -3.35% |
| | | | 1790 | 1.583 | 51.513 | 1.514 | 53.326 | 4.56% | -3.40% |
| 9/16/2019 | 1900 Body | 21.9 | 1850 | 1.509 | 53.669 | 1.520 | 53.300 | -0.72% | 0.69% |
| | | | 1880 | 1.543 | 53.576 | 1.520 | 53.300 | 1.51% | 0.52% |
| | | | 1910 | 1.577 | 53.468 | 1.520 | 53.300 | 3.75% | 0.32% |
| 09/30/2019 | 1900 Body | 23.0 | 1850 | 1.517 | 52.620 | 1.520 | 53.300 | -0.20% | -1.28% |
| | | | 1860 | 1.528 | 52.586 | 1.520 | 53.300 | 0.53% | -1.34% |
| | | | 1880 | 1.551 | 52.517 | 1.520 | 53.300 | 2.04% | -1.47% |
| | | | 1900 | 1.574 | 52.447 | 1.520 | 53.300 | 3.55% | -1.60% |
| | | | 1905 | 1.579 | 52.429 | 1.520 | 53.300 | 3.88% | -1.63% |
| 10/02/2019 | 1900 Body | 24.1 | 1910 | 1.585 | 52.412 | 1.520 | 53.300 | 4.28% | -1.67% |
| | | | 1850 | 1.515 | 51.587 | 1.520 | 53.300 | -0.33% | -3.21% |
| | | | 1880 | 1.547 | 51.478 | 1.520 | 53.300 | 1.78% | -3.42% |
| | | | 1910 | 1.580 | 51.367 | 1.520 | 53.300 | 3.95% | -3.63% |
| 10/22/2019 | 1900 Body | 22.1 | 1850 | 1.515 | 52.529 | 1.520 | 53.300 | -0.33% | -1.45% |
| | | | 1860 | 1.527 | 52.495 | 1.520 | 53.300 | 0.46% | -1.51% |
| | | | 1880 | 1.549 | 52.430 | 1.520 | 53.300 | 1.91% | -1.63% |
| | | | 1900 | 1.571 | 52.355 | 1.520 | 53.300 | 3.36% | -1.77% |
| | | | 1905 | 1.577 | 52.336 | 1.520 | 53.300 | 3.75% | -1.81% |
| 11/4/2019 | 1900 Body | 24.1 | 1910 | 1.583 | 52.319 | 1.520 | 53.300 | 4.14% | -1.84% |
| | | | 1850 | 1.500 | 52.377 | 1.520 | 53.300 | -1.32% | -1.73% |
| | | | 1860 | 1.510 | 52.344 | 1.520 | 53.300 | -0.66% | -1.79% |
| | | | 1880 | 1.533 | 52.283 | 1.520 | 53.300 | 0.86% | -1.91% |
| | | | 1900 | 1.556 | 52.221 | 1.520 | 53.300 | 2.37% | -2.02% |
| | | | 1905 | 1.562 | 52.205 | 1.520 | 53.300 | 2.76% | -2.05% |
| 11/6/2019 | 1900 Body | 24.2 | 1910 | 1.567 | 52.189 | 1.520 | 53.300 | 3.09% | -2.08% |
| | | | 1850 | 1.513 | 51.350 | 1.520 | 53.300 | -0.46% | -3.66% |
| | | | 1860 | 1.524 | 51.313 | 1.520 | 53.300 | 0.26% | -3.73% |
| | | | 1880 | 1.546 | 51.245 | 1.520 | 53.300 | 1.71% | -3.86% |
| | | | 1900 | 1.569 | 51.174 | 1.520 | 53.300 | 3.22% | -3.99% |
| 1905 | 1.575 | 51.157 | 1.520 | 53.300 | 3.62% | -4.02% | | | |
| 1910 | 1.580 | 51.136 | 1.520 | 53.300 | 3.95% | -4.06% | | | |

| | | | | |
|---|---|--------------------------------------|---|--|
| FCC ID A3LSMN976U |  PCTEST ENGINEERING LABORATORY, INC. | SAR EVALUATION REPORT |  | Approved by: Quality Manager |
| Document S/N: 1M1909040147-01.A3L | Test Dates: 09/10/19 – 11/06/19 | DUT Type: Portable Handset | Page 117 of 212 | |

**Table 10-3
Measured Tissue Properties – Body Continued**



| Calibrated for Tests Performed on: | Tissue Type | Tissue Temp During Calibration (°C) | Measured Frequency (MHz) | Measured Conductivity, σ (S/m) | Measured Dielectric Constant, ϵ | TARGET Conductivity, σ (S/m) | TARGET Dielectric Constant, ϵ | % dev σ | % dev ϵ |
|------------------------------------|------------------|-------------------------------------|--------------------------|---------------------------------------|--|-------------------------------------|--|----------------|------------------|
| 9/16/2019 | 2450 Body | 22.8 | 2300 | 1.800 | 52.671 | 1.809 | 52.900 | -0.50% | -0.43% |
| | | | 2310 | 1.813 | 52.637 | 1.816 | 52.887 | -0.17% | -0.47% |
| | | | 2320 | 1.827 | 52.601 | 1.826 | 52.873 | 0.05% | -0.51% |
| 9/16/2019 | 2450 Body | 24.5 | 2400 | 1.951 | 51.944 | 1.902 | 52.767 | 2.58% | -1.56% |
| | | | 2450 | 2.011 | 51.809 | 1.950 | 52.700 | 3.13% | -1.69% |
| | | | 2500 | 2.069 | 51.660 | 2.021 | 52.636 | 2.38% | -1.85% |
| 9/22/2019 | 2450 Body | 23.2 | 2400 | 1.977 | 50.999 | 1.902 | 52.767 | 3.94% | -3.35% |
| | | | 2450 | 2.036 | 50.852 | 1.950 | 52.700 | 4.41% | -3.51% |
| | | | 2500 | 2.094 | 50.694 | 2.021 | 52.636 | 3.61% | -3.69% |
| | | | 2510 | 2.105 | 50.662 | 2.035 | 52.623 | 3.44% | -3.73% |
| | | | 2550 | 2.152 | 50.554 | 2.092 | 52.573 | 2.87% | -3.84% |
| | | | 2600 | 2.212 | 50.411 | 2.163 | 52.509 | 2.27% | -4.00% |
| | | | 2650 | 2.270 | 50.255 | 2.234 | 52.445 | 1.61% | -4.18% |
| | | | 2680 | 2.308 | 50.167 | 2.277 | 52.407 | 1.36% | -4.27% |
| | | | 2700 | 2.332 | 50.106 | 2.305 | 52.382 | 1.17% | -4.35% |
| 10/2/2019 | 2450 Body | 23.5 | 2400 | 1.975 | 52.191 | 1.902 | 52.767 | 3.84% | -1.09% |
| | | | 2450 | 2.033 | 52.055 | 1.950 | 52.700 | 4.26% | -1.22% |
| | | | 2500 | 2.092 | 51.913 | 2.021 | 52.636 | 3.51% | -1.37% |
| | | | 2510 | 2.104 | 51.882 | 2.035 | 52.623 | 3.39% | -1.41% |
| | | | 2550 | 2.154 | 51.773 | 2.092 | 52.573 | 2.96% | -1.52% |
| | | | 2560 | 2.166 | 51.746 | 2.106 | 52.560 | 2.85% | -1.55% |
| | | | 2600 | 2.214 | 51.633 | 2.163 | 52.509 | 2.36% | -1.67% |
| | | | 2650 | 2.274 | 51.484 | 2.234 | 52.445 | 1.79% | -1.83% |
| | | | 2680 | 2.311 | 51.395 | 2.277 | 52.407 | 1.49% | -1.93% |
| 10/16/2019 | 2450 Body | 21.6 | 2400 | 1.924 | 52.502 | 1.902 | 52.767 | 1.16% | -0.50% |
| | | | 2450 | 1.984 | 52.380 | 1.950 | 52.700 | 1.74% | -0.61% |
| | | | 2500 | 2.043 | 52.228 | 2.021 | 52.636 | 1.09% | -0.78% |
| | | | 2510 | 2.056 | 52.201 | 2.035 | 52.623 | 1.03% | -0.80% |
| | | | 2550 | 2.107 | 52.089 | 2.092 | 52.573 | 0.72% | -0.92% |
| | | | 2560 | 2.119 | 52.061 | 2.106 | 52.560 | 0.62% | -0.95% |
| | | | 2600 | 2.163 | 51.960 | 2.163 | 52.509 | 0.00% | -1.05% |
| | | | 2650 | 2.224 | 51.806 | 2.234 | 52.445 | -0.45% | -1.22% |
| | | | 2680 | 2.262 | 51.702 | 2.277 | 52.407 | -0.66% | -1.35% |
| 10/24/2019 | 2450 Body | 23.4 | 2300 | 1.870 | 52.383 | 1.809 | 52.900 | 3.37% | -0.98% |
| | | | 2310 | 1.882 | 52.355 | 1.816 | 52.887 | 3.62% | -1.01% |
| | | | 2320 | 1.893 | 52.329 | 1.826 | 52.873 | 3.69% | -1.03% |
| | | | 2400 | 1.983 | 52.110 | 1.902 | 52.767 | 4.26% | -1.25% |
| | | | 2450 | 2.046 | 51.978 | 1.950 | 52.700 | 4.92% | -1.37% |
| | | | 2500 | 2.104 | 51.836 | 2.021 | 52.636 | 4.11% | -1.52% |
| | | | 3500 | 3.149 | 49.852 | 3.310 | 51.320 | -4.86% | -2.86% |
| | | | 3550 | 3.210 | 49.767 | 3.370 | 51.250 | -4.75% | -2.89% |
| | | | 3560 | 3.220 | 49.752 | 3.382 | 51.238 | -4.79% | -2.90% |
| 09/19/2019 | 3500 - 3700 Body | 18.6 | 3600 | 3.268 | 49.692 | 3.430 | 51.190 | -4.72% | -2.93% |
| | | | 3650 | 3.329 | 49.602 | 3.489 | 51.118 | -4.59% | -2.97% |
| | | | 3690 | 3.375 | 49.519 | 3.536 | 51.063 | -4.55% | -3.02% |
| | | | 3700 | 3.391 | 49.514 | 3.548 | 51.050 | -4.43% | -3.01% |

| | | | | |
|---|---|--------------------------------------|---|--|
| FCC ID A3LSMN976U |  PCTEST ENGINEERING LABORATORY, INC. | SAR EVALUATION REPORT |  | Approved by: Quality Manager |
| Document S/N: 1M1909040147-01.A3L | Test Dates: 09/10/19 – 11/06/19 | DUT Type: Portable Handset | Page 118 of 212 | |

**Table 10-4
Measured Tissue Properties – Body Continued**

| Calibrated for Tests Performed on: | Tissue Type | Tissue Temp During Calibration (C) | Measured Frequency (MHz) | Measured Conductivity, σ (S/m) | Measured Dielectric Constant, ϵ | TARGET Conductivity, σ (S/m) | TARGET Dielectric Constant, ϵ | % dev σ | % dev ϵ | | | |
|------------------------------------|------------------|------------------------------------|--------------------------|---------------------------------------|--|-------------------------------------|--|----------------|------------------|--------|-------|--------|
| 9/30/2019 | 5200 - 5800 Body | 20.3 | 5180 | 5.403 | 48.475 | 5.276 | 49.041 | 2.41% | -1.15% | | | |
| | | | 5190 | 5.420 | 48.470 | 5.288 | 49.028 | 2.50% | -1.14% | | | |
| | | | 5200 | 5.429 | 48.461 | 5.299 | 49.014 | 2.45% | -1.13% | | | |
| | | | 5210 | 5.437 | 48.445 | 5.311 | 49.001 | 2.37% | -1.13% | | | |
| | | | 5220 | 5.445 | 48.420 | 5.323 | 48.987 | 2.29% | -1.16% | | | |
| | | | 5240 | 5.471 | 48.372 | 5.346 | 48.960 | 2.34% | -1.20% | | | |
| | | | 5250 | 5.485 | 48.349 | 5.358 | 48.947 | 2.37% | -1.22% | | | |
| | | | 5260 | 5.500 | 48.329 | 5.369 | 48.933 | 2.44% | -1.23% | | | |
| | | | 5270 | 5.516 | 48.312 | 5.381 | 48.919 | 2.51% | -1.24% | | | |
| | | | 5280 | 5.534 | 48.303 | 5.393 | 48.906 | 2.61% | -1.23% | | | |
| | | | 5290 | 5.549 | 48.294 | 5.404 | 48.892 | 2.68% | -1.22% | | | |
| | | | 5300 | 5.561 | 48.286 | 5.416 | 48.879 | 2.68% | -1.21% | | | |
| | | | 5310 | 5.572 | 48.271 | 5.428 | 48.865 | 2.65% | -1.22% | | | |
| | | | 5320 | 5.582 | 48.256 | 5.439 | 48.851 | 2.63% | -1.22% | | | |
| | | | 5500 | 5.814 | 47.952 | 5.650 | 48.607 | 2.90% | -1.35% | | | |
| | | | 5510 | 5.828 | 47.936 | 5.661 | 48.594 | 2.95% | -1.35% | | | |
| | | | 5520 | 5.845 | 47.922 | 5.673 | 48.580 | 3.03% | -1.35% | | | |
| | | | 5530 | 5.865 | 47.900 | 5.685 | 48.566 | 3.17% | -1.37% | | | |
| | | | 5540 | 5.884 | 47.884 | 5.696 | 48.553 | 3.30% | -1.38% | | | |
| | | | 5550 | 5.900 | 47.867 | 5.708 | 48.539 | 3.36% | -1.38% | | | |
| | | | 5560 | 5.916 | 47.859 | 5.720 | 48.526 | 3.43% | -1.37% | | | |
| | | | 5580 | 5.938 | 47.838 | 5.743 | 48.499 | 3.40% | -1.36% | | | |
| | | | 5600 | 5.955 | 47.797 | 5.766 | 48.471 | 3.28% | -1.39% | | | |
| | | | 5610 | 5.969 | 47.779 | 5.778 | 48.458 | 3.31% | -1.40% | | | |
| | | | 5620 | 5.986 | 47.763 | 5.790 | 48.444 | 3.39% | -1.41% | | | |
| | | | 5640 | 6.019 | 47.723 | 5.813 | 48.417 | 3.54% | -1.43% | | | |
| | | | 5660 | 6.049 | 47.687 | 5.837 | 48.390 | 3.63% | -1.45% | | | |
| | | | 5670 | 6.064 | 47.676 | 5.848 | 48.376 | 3.69% | -1.45% | | | |
| | | | 5680 | 6.079 | 47.668 | 5.860 | 48.363 | 3.74% | -1.44% | | | |
| | | | 5690 | 6.093 | 47.654 | 5.872 | 48.349 | 3.76% | -1.44% | | | |
| | | | 5700 | 6.107 | 47.649 | 5.883 | 48.336 | 3.81% | -1.42% | | | |
| | | | 5710 | 6.120 | 47.641 | 5.895 | 48.322 | 3.82% | -1.41% | | | |
| | | | 5720 | 6.133 | 47.614 | 5.907 | 48.309 | 3.83% | -1.44% | | | |
| | | | 5745 | 6.165 | 47.548 | 5.936 | 48.275 | 3.86% | -1.51% | | | |
| | | | 5750 | 6.172 | 47.548 | 5.942 | 48.268 | 3.87% | -1.49% | | | |
| | | | 5755 | 6.179 | 47.547 | 5.947 | 48.261 | 3.90% | -1.48% | | | |
| | | | 5765 | 6.195 | 47.529 | 5.959 | 48.248 | 3.96% | -1.49% | | | |
| | | | 5775 | 6.215 | 47.507 | 5.971 | 48.234 | 4.09% | -1.51% | | | |
| | | | 5785 | 6.232 | 47.489 | 5.982 | 48.220 | 4.18% | -1.52% | | | |
| | | | 5795 | 6.245 | 47.489 | 5.994 | 48.207 | 4.19% | -1.49% | | | |
| | | | 5800 | 6.252 | 47.492 | 6.000 | 48.200 | 4.20% | -1.47% | | | |
| | | | 5805 | 6.257 | 47.494 | 6.006 | 48.193 | 4.18% | -1.45% | | | |
| | | | 5825 | 6.285 | 47.455 | 6.029 | 48.166 | 4.25% | -1.48% | | | |
| | | | 10/28/2019 | 5200 - 5800 Body | 22.6 | 5180 | 5.352 | 48.429 | 5.276 | 49.041 | 1.44% | -1.25% |
| | | | | | | 5190 | 5.364 | 48.419 | 5.288 | 49.028 | 1.44% | -1.24% |
| | | | | | | 5200 | 5.375 | 48.417 | 5.299 | 49.014 | 1.43% | -1.22% |
| | | | | | | 5210 | 5.388 | 48.401 | 5.311 | 49.001 | 1.45% | -1.22% |
| | | | | | | 5220 | 5.399 | 48.371 | 5.323 | 48.987 | 1.43% | -1.26% |
| 5240 | 5.427 | 48.318 | | | | 5.346 | 48.960 | 1.52% | -1.31% | | | |
| 5250 | 5.443 | 48.298 | | | | 5.358 | 48.947 | 1.59% | -1.33% | | | |
| 5260 | 5.459 | 48.283 | | | | 5.369 | 48.933 | 1.68% | -1.33% | | | |
| 5270 | 5.474 | 48.266 | | | | 5.381 | 48.919 | 1.73% | -1.33% | | | |
| 5280 | 5.487 | 48.260 | | | | 5.393 | 48.906 | 1.74% | -1.32% | | | |
| 5290 | 5.500 | 48.252 | | | | 5.404 | 48.892 | 1.78% | -1.31% | | | |
| 5300 | 5.507 | 48.250 | | | | 5.416 | 48.879 | 1.68% | -1.29% | | | |
| 5310 | 5.515 | 48.244 | | | | 5.428 | 48.865 | 1.60% | -1.27% | | | |
| 5320 | 5.527 | 48.213 | | | | 5.439 | 48.851 | 1.62% | -1.31% | | | |
| 5500 | 5.772 | 47.905 | | | | 5.650 | 48.607 | 2.16% | -1.44% | | | |
| 5510 | 5.785 | 47.893 | | | | 5.661 | 48.594 | 2.19% | -1.44% | | | |
| 5520 | 5.799 | 47.885 | | | | 5.673 | 48.580 | 2.22% | -1.43% | | | |
| 5530 | 5.813 | 47.879 | | | | 5.685 | 48.566 | 2.25% | -1.41% | | | |
| 5540 | 5.827 | 47.878 | | | | 5.696 | 48.553 | 2.30% | -1.39% | | | |
| 5550 | 5.838 | 47.860 | | | | 5.708 | 48.539 | 2.28% | -1.40% | | | |
| 5560 | 5.848 | 47.836 | | | | 5.720 | 48.526 | 2.24% | -1.42% | | | |
| 5580 | 5.876 | 47.782 | | | | 5.743 | 48.499 | 2.32% | -1.48% | | | |
| 5600 | 5.904 | 47.759 | | | | 5.766 | 48.471 | 2.39% | -1.47% | | | |
| 5610 | 5.921 | 47.740 | | | | 5.778 | 48.458 | 2.47% | -1.48% | | | |
| 5620 | 5.936 | 47.715 | | | | 5.790 | 48.444 | 2.52% | -1.50% | | | |
| 5640 | 5.965 | 47.695 | | | | 5.813 | 48.417 | 2.61% | -1.49% | | | |
| 5660 | 5.994 | 47.668 | | | | 5.837 | 48.390 | 2.69% | -1.49% | | | |
| 5670 | 6.003 | 47.647 | | | | 5.848 | 48.376 | 2.65% | -1.51% | | | |
| 5680 | 6.014 | 47.631 | | | | 5.860 | 48.363 | 2.63% | -1.51% | | | |
| 5690 | 6.026 | 47.614 | | | | 5.872 | 48.349 | 2.62% | -1.52% | | | |
| 5700 | 6.039 | 47.593 | | | | 5.883 | 48.336 | 2.65% | -1.54% | | | |
| 5710 | 6.054 | 47.577 | | | | 5.895 | 48.322 | 2.70% | -1.54% | | | |
| 5720 | 6.064 | 47.568 | | | | 5.907 | 48.309 | 2.66% | -1.53% | | | |
| 5745 | 6.107 | 47.543 | | | | 5.936 | 48.275 | 2.88% | -1.52% | | | |
| 5750 | 6.114 | 47.532 | | | | 5.942 | 48.268 | 2.89% | -1.52% | | | |
| 5755 | 6.122 | 47.522 | | | | 5.947 | 48.261 | 2.94% | -1.53% | | | |
| 5765 | 6.135 | 47.503 | | | | 5.959 | 48.248 | 2.95% | -1.54% | | | |
| 5775 | 6.148 | 47.487 | | | | 5.971 | 48.234 | 2.96% | -1.55% | | | |
| 5785 | 6.163 | 47.473 | | | | 5.982 | 48.220 | 3.03% | -1.55% | | | |
| 5795 | 6.175 | 47.454 | | | | 5.994 | 48.207 | 3.02% | -1.56% | | | |
| 5800 | 6.182 | 47.443 | | | | 6.000 | 48.200 | 3.03% | -1.57% | | | |
| 5805 | 6.189 | 47.433 | | | | 6.006 | 48.193 | 3.05% | -1.58% | | | |
| 5825 | 6.216 | 47.424 | | | | 6.029 | 48.166 | 3.10% | -1.54% | | | |

The above measured tissue parameters were used in the DASY software. The DASY software was used to perform interpolation to determine the dielectric parameters at the SAR test device frequencies (per KDB Publication 865664 D01v01r04 and IEEE 1528-2013 6.6.1.2). The tissue parameters listed in the SAR test plots may slightly differ from the table above due to significant digit rounding in the software.



| | | | | |
|---|---|--------------------------------------|---|--|
| FCC ID A3LSMN976U |  | SAR EVALUATION REPORT |  | Approved by: Quality Manager |
| Document S/N: 1M1909040147-01.A3L | Test Dates: 09/10/19 – 11/06/19 | DUT Type: Portable Handset | Page 119 of 212 | |

10.2 Test System Verification

Prior to SAR assessment, the system is verified to $\pm 10\%$ of the SAR measurement on the reference dipole at the time of calibration by the calibration facility. Full system validation status and result summary can be found in Appendix D.

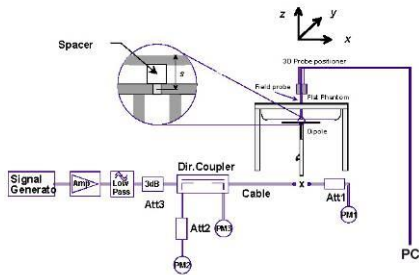
**Table 10-5
System Verification Results – 1g**

| System Verification TARGET & MEASURED | | | | | | | | | | | | |
|--|------------------------|-------------|------------|----------------|------------------|-----------------|-----------|----------|-----------------------------------|-------------------------------------|---|-----------------------------|
| SAR System # | Tissue Frequency (MHz) | Tissue Type | Date | Amb. Temp (°C) | Liquid Temp (°C) | Input Power (W) | Source SN | Probe SN | Measured SAR _{1g} (W/kg) | 1 W Target SAR _{1g} (W/kg) | 1 W Normalized SAR _{1g} (W/kg) | Deviation _{1g} (%) |
| G | 750 | HEAD | 09/23/2019 | 21.5 | 20.4 | 0.200 | 1161 | 7409 | 1.670 | 8.030 | 8.350 | 3.99% |
| I | 750 | HEAD | 10/21/2019 | 21.4 | 21.1 | 0.200 | 1003 | 7357 | 1.650 | 8.280 | 8.250 | -0.36% |
| P | 835 | HEAD | 10/02/2019 | 20.4 | 20.2 | 0.200 | 4d132 | 7551 | 2.060 | 9.590 | 10.300 | 7.40% |
| G | 835 | HEAD | 10/09/2019 | 22.3 | 21.2 | 0.200 | 4d132 | 7409 | 2.040 | 9.590 | 10.200 | 6.36% |
| I | 835 | HEAD | 10/21/2019 | 21.4 | 21.1 | 0.200 | 4d133 | 7357 | 2.010 | 9.430 | 10.050 | 6.57% |
| I | 835 | HEAD | 10/24/2019 | 21.8 | 21.2 | 0.200 | 4d133 | 7357 | 1.950 | 9.430 | 9.750 | 3.39% |
| O | 1750 | HEAD | 09/16/2019 | 20.7 | 20.2 | 0.100 | 1148 | 7538 | 3.550 | 37.000 | 35.500 | -4.05% |
| G | 1750 | HEAD | 10/02/2019 | 21.9 | 21.8 | 0.100 | 1150 | 7409 | 3.600 | 36.500 | 36.000 | -1.37% |
| O | 1900 | HEAD | 09/16/2019 | 20.4 | 20.2 | 0.100 | 5d148 | 7538 | 3.990 | 39.100 | 39.900 | 2.05% |
| G | 1900 | HEAD | 09/30/2019 | 21.9 | 20.5 | 0.100 | 5d149 | 7409 | 4.230 | 39.300 | 42.300 | 7.63% |
| L | 2300 | HEAD | 10/08/2019 | 21.6 | 20.6 | 0.100 | 1064 | 7410 | 5.000 | 47.600 | 50.000 | 5.04% |
| G | 2450 | HEAD | 09/24/2019 | 22.1 | 21.5 | 0.100 | 719 | 7409 | 5.430 | 53.100 | 54.300 | 2.26% |
| E | 2450 | HEAD | 10/03/2019 | 21.9 | 21.5 | 0.100 | 981 | 7417 | 4.890 | 52.300 | 48.900 | -6.50% |
| E | 2450 | HEAD | 10/24/2019 | 24.2 | 23.0 | 0.100 | 797 | 7417 | 5.320 | 52.700 | 53.200 | 0.95% |
| G | 2600 | HEAD | 09/24/2019 | 22.1 | 21.5 | 0.100 | 1126 | 7409 | 5.380 | 56.500 | 53.800 | -4.78% |
| E | 2600 | HEAD | 10/03/2019 | 21.9 | 21.5 | 0.100 | 1064 | 7417 | 6.140 | 58.100 | 61.400 | 5.68% |
| H | 3500 | HEAD | 09/17/2019 | 20.9 | 20.2 | 0.100 | 1059 | 3589 | 6.670 | 64.600 | 66.700 | 3.25% |
| H | 3700 | HEAD | 09/17/2019 | 20.9 | 20.2 | 0.100 | 1018 | 3589 | 6.820 | 65.800 | 68.200 | 3.65% |
| H | 5250 | HEAD | 09/10/2019 | 23.9 | 22.0 | 0.050 | 1237 | 7406 | 3.830 | 81.300 | 76.600 | -5.78% |
| H | 5600 | HEAD | 09/10/2019 | 23.9 | 22.0 | 0.050 | 1237 | 7406 | 4.080 | 85.700 | 81.600 | -4.78% |
| H | 5750 | HEAD | 09/10/2019 | 23.9 | 22.0 | 0.050 | 1237 | 7406 | 3.820 | 80.600 | 76.400 | -5.21% |
| J | 750 | BODY | 09/16/2019 | 21.5 | 21.7 | 0.200 | 1161 | 7488 | 1.690 | 8.430 | 8.450 | 0.24% |
| J | 750 | BODY | 09/18/2019 | 20.5 | 22.6 | 0.200 | 1161 | 7488 | 1.730 | 8.430 | 8.650 | 2.61% |
| L | 750 | BODY | 10/17/2019 | 21.5 | 21.6 | 0.200 | 1003 | 7410 | 1.830 | 8.580 | 9.150 | 6.64% |
| D | 835 | BODY | 09/23/2019 | 21.8 | 21.3 | 0.200 | 4d047 | 3914 | 2.040 | 9.470 | 10.200 | 7.71% |
| J | 835 | BODY | 09/30/2019 | 22.1 | 18.7 | 0.200 | 4d133 | 7488 | 2.050 | 9.750 | 10.250 | 5.13% |
| I | 835 | BODY | 10/10/2019 | 23.5 | 20.5 | 0.200 | 4d133 | 7357 | 1.980 | 9.750 | 9.900 | 1.54% |
| P | 835 | BODY | 10/17/2019 | 19.3 | 20.0 | 0.200 | 4d047 | 7551 | 2.030 | 9.470 | 10.150 | 7.18% |
| P | 835 | BODY | 10/21/2019 | 20.9 | 20.7 | 0.200 | 4d047 | 7551 | 1.970 | 9.470 | 9.850 | 4.01% |
| I | 1750 | BODY | 09/25/2019 | 21.8 | 20.1 | 0.100 | 1148 | 7357 | 3.860 | 37.700 | 38.600 | 2.39% |
| I | 1750 | BODY | 09/29/2019 | 18.3 | 18.8 | 0.100 | 1150 | 7357 | 3.850 | 36.600 | 38.500 | 5.19% |
| I | 1750 | BODY | 10/02/2019 | 19.8 | 20.0 | 0.100 | 1148 | 7357 | 4.020 | 37.700 | 40.200 | 6.63% |
| D | 1900 | BODY | 09/16/2019 | 22.1 | 20.9 | 0.100 | 5d149 | 3914 | 4.250 | 39.400 | 42.500 | 7.87% |
| K | 1900 | BODY | 09/30/2019 | 23.0 | 21.7 | 0.100 | 5d148 | 7547 | 3.980 | 39.100 | 39.800 | 1.79% |
| K | 1900 | BODY | 10/02/2019 | 23.6 | 24.1 | 0.100 | 5d080 | 7547 | 4.140 | 39.200 | 41.400 | 5.61% |
| H | 1900 | BODY | 10/22/2019 | 20.6 | 22.1 | 0.100 | 5d080 | 7406 | 4.030 | 39.200 | 40.300 | 2.81% |
| J | 1900 | BODY | 11/04/2019 | 22.3 | 22.2 | 0.100 | 5d148 | 7488 | 4.190 | 39.100 | 41.900 | 7.16% |
| K | 2300 | BODY | 10/24/2019 | 23.4 | 22.3 | 0.100 | 1064 | 7547 | 5.000 | 46.500 | 50.000 | 7.53% |
| K | 2450 | BODY | 09/16/2019 | 22.9 | 22.7 | 0.100 | 981 | 7547 | 5.080 | 50.900 | 50.800 | -0.20% |
| K | 2450 | BODY | 09/22/2019 | 21.2 | 21.4 | 0.100 | 719 | 7547 | 5.320 | 50.800 | 53.200 | 4.72% |
| D | 2450 | BODY | 10/02/2019 | 22.3 | 22.1 | 0.100 | 981 | 3914 | 5.040 | 50.900 | 50.400 | -0.98% |
| K | 2450 | BODY | 10/24/2019 | 23.4 | 22.3 | 0.100 | 981 | 7547 | 4.990 | 50.900 | 49.900 | -1.96% |
| K | 2600 | BODY | 09/22/2019 | 21.2 | 21.4 | 0.100 | 1126 | 7547 | 5.590 | 54.300 | 55.900 | 2.95% |
| D | 2600 | BODY | 10/02/2019 | 22.3 | 22.1 | 0.100 | 1064 | 3914 | 5.730 | 55.600 | 57.300 | 3.06% |
| P | 3500 | BODY | 09/19/2019 | 21.1 | 19.6 | 0.100 | 1059 | 3589 | 6.630 | 65.100 | 66.300 | 1.84% |
| P | 3700 | BODY | 09/19/2019 | 21.1 | 19.6 | 0.100 | 1018 | 3589 | 6.690 | 64.300 | 66.900 | 4.04% |
| L | 5250 | BODY | 09/30/2019 | 20.9 | 20.9 | 0.050 | 1057 | 7410 | 3.460 | 75.900 | 69.200 | -8.83% |
| L | 5600 | BODY | 09/30/2019 | 20.9 | 20.9 | 0.050 | 1057 | 7410 | 3.870 | 79.900 | 77.400 | -3.13% |
| L | 5750 | BODY | 09/30/2019 | 20.9 | 20.9 | 0.050 | 1057 | 7410 | 3.540 | 76.700 | 70.800 | -7.69% |
| G | 5250 | BODY | 10/28/2019 | 22.8 | 22.6 | 0.050 | 1237 | 7409 | 3.720 | 75.600 | 74.400 | -1.59% |
| G | 5600 | BODY | 10/28/2019 | 22.8 | 22.6 | 0.050 | 1237 | 7409 | 3.900 | 78.500 | 78.000 | -0.64% |
| G | 5750 | BODY | 10/28/2019 | 22.8 | 22.6 | 0.050 | 1237 | 7409 | 3.680 | 75.900 | 73.600 | -3.03% |

| | | | | |
|--------------------------------------|--|-------------------------------|---|---------------------------------|
| FCC ID A3LSMN976U |  PCTEST ENGINEERING LABORATORY, INC. | SAR EVALUATION REPORT |  | Approved by: Quality Manager |
| Document S/N: 1M1909040147-01.A3L | Test Dates: 09/10/19 – 11/06/19 | DUT Type: Portable Handset | | Page 120 of 212 |

**Table 10-6
System Verification Results – 10g**



| System Verification TARGET & MEASURED | | | | | | | | | | | | |
|--|------------------------|-------------|------------|----------------|------------------|-----------------|-----------|----------|------------------------------------|--------------------------------------|--|------------------------------|
| SAR System # | Tissue Frequency (MHz) | Tissue Type | Date | Amb. Temp (°C) | Liquid Temp (°C) | Input Power (W) | Source SN | Probe SN | Measured SAR _{10g} (W/kg) | 1 W Target SAR _{10g} (W/kg) | 1 W Normalized SAR _{10g} (W/kg) | Deviation _{10g} (%) |
| I | 1750 | BODY | 09/29/2019 | 18.3 | 18.8 | 0.100 | 1150 | 7357 | 2.000 | 19.400 | 20.000 | 3.09% |
| I | 1750 | BODY | 10/02/2019 | 19.8 | 20.0 | 0.100 | 1148 | 7357 | 2.090 | 19.800 | 20.900 | 5.56% |
| K | 1900 | BODY | 09/30/2019 | 23.0 | 21.7 | 0.100 | 5d148 | 7547 | 2.040 | 20.500 | 20.400 | -0.49% |
| K | 1900 | BODY | 10/02/2019 | 23.6 | 24.1 | 0.100 | 5d080 | 7547 | 2.130 | 20.600 | 21.300 | 3.40% |
| J | 1900 | BODY | 11/06/2019 | 22.7 | 22.4 | 0.100 | 5d148 | 7488 | 2.090 | 20.500 | 20.900 | 1.95% |
| I | 2300 | BODY | 09/16/2019 | 21.2 | 21.0 | 0.100 | 1073 | 7357 | 2.220 | 23.200 | 22.200 | -4.31% |
| D | 2450 | BODY | 10/02/2019 | 22.3 | 22.1 | 0.100 | 981 | 3914 | 2.290 | 24.200 | 22.900 | -5.37% |
| K | 2450 | BODY | 10/16/2019 | 21.6 | 22.7 | 0.100 | 981 | 7547 | 2.240 | 24.200 | 22.400 | -7.44% |
| D | 2600 | BODY | 10/02/2019 | 22.3 | 22.1 | 0.100 | 1064 | 3914 | 2.500 | 25.000 | 25.000 | 0.00% |
| K | 2600 | BODY | 10/16/2019 | 21.6 | 22.7 | 0.100 | 1064 | 7547 | 2.320 | 25.000 | 23.200 | -7.20% |
| L | 5250 | BODY | 09/30/2019 | 20.9 | 20.9 | 0.050 | 1057 | 7410 | 0.976 | 21.100 | 19.520 | -7.49% |
| L | 5600 | BODY | 09/30/2019 | 20.9 | 20.9 | 0.050 | 1057 | 7410 | 1.070 | 22.300 | 21.400 | -4.04% |
| L | 5750 | BODY | 09/30/2019 | 20.9 | 20.9 | 0.050 | 1057 | 7410 | 0.993 | 21.200 | 19.860 | -6.32% |



**Figure 10-1
System Verification Setup Diagram**



**Figure 10-2
System Verification Setup Photo**

| | | | | |
|---|---|--------------------------------------|---|--|
| FCC ID A3LSMN976U |  PCTEST ENGINEERING LABORATORY, INC. | SAR EVALUATION REPORT |  | Approved by: Quality Manager |
| Document S/N: 1M1909040147-01.A3L | Test Dates: 09/10/19 – 11/06/19 | DUT Type: Portable Handset | Page 121 of 212 | |

11 SAR DATA SUMMARY

11.1 Standalone Head SAR Data

**Table 11-1
GSM 850 Head SAR**



| MEASUREMENT RESULTS | | | | | | | | | | | | | | |
|---|-----|---------|---------|-----------------------------|-----------------------|------------------|---|---------------|----------------------|------------|----------|----------------|-------------------|--------|
| FREQUENCY | | Mode | Service | Maximum Allowed Power [dBm] | Conducted Power [dBm] | Power Drift [dB] | Side | Test Position | Device Serial Number | Duty Cycle | SAR (1g) | Scaling Factor | Reported SAR (1g) | Plot # |
| MHz | Ch. | | | | | | | | | | (W/kg) | | (W/kg) | |
| 836.60 | 190 | GSM 850 | GSM | 33.5 | 32.80 | -0.12 | Right | Cheek | 0098M | 1:8.3 | 0.085 | 1.175 | 0.100 | A1 |
| 836.60 | 190 | GSM 850 | GSM | 33.5 | 32.80 | 0.03 | Right | Tilt | 0098M | 1:8.3 | 0.044 | 1.175 | 0.052 | |
| 836.60 | 190 | GSM 850 | GSM | 33.5 | 32.80 | 0.02 | Left | Cheek | 0098M | 1:8.3 | 0.081 | 1.175 | 0.095 | |
| 836.60 | 190 | GSM 850 | GSM | 33.5 | 32.80 | 0.04 | Left | Tilt | 0098M | 1:8.3 | 0.055 | 1.175 | 0.065 | |
| ANSI / IEEE C95.1 1992 - SAFETY LIMIT Spatial Peak Uncontrolled Exposure/General Population | | | | | | | Head 1.6 W/kg (mW/g) averaged over 1 gram | | | | | | | |

**Table 11-2
GSM 1900 Head SAR**

| MEASUREMENT RESULTS | | | | | | | | | | | | | | |
|---|-----|----------|---------|-----------------------------|-----------------------|------------------|---|---------------|----------------------|------------|----------|----------------|-------------------|--------|
| FREQUENCY | | Mode | Service | Maximum Allowed Power [dBm] | Conducted Power [dBm] | Power Drift [dB] | Side | Test Position | Device Serial Number | Duty Cycle | SAR (1g) | Scaling Factor | Reported SAR (1g) | Plot # |
| MHz | Ch. | | | | | | | | | | (W/kg) | | (W/kg) | |
| 1880.00 | 661 | GSM 1900 | GSM | 30.0 | 29.09 | 0.19 | Right | Cheek | 0099M | 1:8.3 | 0.024 | 1.233 | 0.030 | |
| 1880.00 | 661 | GSM 1900 | GSM | 30.0 | 29.09 | 0.15 | Right | Tilt | 0099M | 1:8.3 | 0.023 | 1.233 | 0.028 | |
| 1880.00 | 661 | GSM 1900 | GSM | 30.0 | 29.09 | 0.16 | Left | Cheek | 0099M | 1:8.3 | 0.041 | 1.233 | 0.051 | A2 |
| 1880.00 | 661 | GSM 1900 | GSM | 30.0 | 29.09 | 0.14 | Left | Tilt | 0099M | 1:8.3 | 0.021 | 1.233 | 0.026 | |
| ANSI / IEEE C95.1 1992 - SAFETY LIMIT Spatial Peak Uncontrolled Exposure/General Population | | | | | | | Head 1.6 W/kg (mW/g) averaged over 1 gram | | | | | | | |

**Table 11-3
UMTS 850 Head SAR**

| MEASUREMENT RESULTS | | | | | | | | | | | | | | | |
|---|------|----------|---------|-----------------------------|-----------------------|------------------|---|---------------|-----------|----------------------|------------|----------|----------------|-------------------|--------|
| FREQUENCY | | Mode | Service | Maximum Allowed Power [dBm] | Conducted Power [dBm] | Power Drift [dB] | Side | Test Position | Ant State | Device Serial Number | Duty Cycle | SAR (1g) | Scaling Factor | Reported SAR (1g) | Plot # |
| MHz | Ch. | | | | | | | | | | | (W/kg) | | (W/kg) | |
| 836.60 | 4183 | UMTS 850 | RMC | 25.5 | 24.64 | 0.02 | Right | Cheek | 0 | 0098M | 1:1 | 0.174 | 1.219 | 0.212 | A3 |
| 836.60 | 4183 | UMTS 850 | RMC | 25.5 | 24.64 | 0.01 | Right | Tilt | 0 | 0098M | 1:1 | 0.074 | 1.219 | 0.090 | |
| 836.60 | 4183 | UMTS 850 | RMC | 25.5 | 24.64 | 0.12 | Left | Cheek | 0 | 0098M | 1:1 | 0.143 | 1.219 | 0.174 | |
| 836.60 | 4183 | UMTS 850 | RMC | 25.5 | 24.64 | 0.02 | Left | Tilt | 0 | 0098M | 1:1 | 0.087 | 1.219 | 0.106 | |
| ANSI / IEEE C95.1 1992 - SAFETY LIMIT Spatial Peak Uncontrolled Exposure/General Population | | | | | | | Head 1.6 W/kg (mW/g) averaged over 1 gram | | | | | | | | |

| | | | | |
|--------------------------------------|--|-------------------------------|---|---------------------------------|
| FCC ID A3LSMN976U |  PCTEST ENGINEERING LABORATORY, INC. | SAR EVALUATION REPORT |  | Approved by: Quality Manager |
| Document S/N: 1M1909040147-01.A3L | Test Dates: 09/10/19 – 11/06/19 | DUT Type: Portable Handset | | Page 122 of 212 |

**Table 11-4
UMTS 1750 Head SAR**



| MEASUREMENT RESULTS | | | | | | | | | | | | | | | |
|---|------|-----------|---------|-----------------------------|-----------------------|------------------|-------|---|-----------|----------------------|------------|----------|----------------|-------------------|--------|
| FREQUENCY | | Mode | Service | Maximum Allowed Power [dBm] | Conducted Power [dBm] | Power Drift [dB] | Side | Test Position | Ant State | Device Serial Number | Duty Cycle | SAR (1g) | Scaling Factor | Reported SAR (1g) | Plot # |
| MHz | Ch. | | | | | | | | | | | (W/kg) | | (W/kg) | |
| 1732.40 | 1412 | UMTS 1750 | RMC | 25.0 | 24.39 | 0.14 | Right | Cheek | 23 | 0099M | 1:1 | 0.102 | 1.151 | 0.117 | |
| 1732.40 | 1412 | UMTS 1750 | RMC | 25.0 | 24.39 | 0.14 | Right | Tilt | 23 | 0099M | 1:1 | 0.078 | 1.151 | 0.090 | |
| 1732.40 | 1412 | UMTS 1750 | RMC | 25.0 | 24.39 | -0.01 | Left | Cheek | 23 | 0099M | 1:1 | 0.144 | 1.151 | 0.166 | A4 |
| 1732.40 | 1412 | UMTS 1750 | RMC | 25.0 | 24.39 | 0.14 | Left | Tilt | 23 | 0099M | 1:1 | 0.095 | 1.151 | 0.109 | |
| ANSI / IEEE C95.1 1992 - SAFETY LIMIT Spatial Peak Uncontrolled Exposure/General Population | | | | | | | | Head 1.6 W/kg (mW/g) averaged over 1 gram | | | | | | | |

**Table 11-5
UMTS 1900 Head SAR**

| MEASUREMENT RESULTS | | | | | | | | | | | | | | | |
|---|------|-----------|---------|-----------------------------|-----------------------|------------------|-------|---|-----------|----------------------|------------|----------|----------------|-------------------|--------|
| FREQUENCY | | Mode | Service | Maximum Allowed Power [dBm] | Conducted Power [dBm] | Power Drift [dB] | Side | Test Position | Ant State | Device Serial Number | Duty Cycle | SAR (1g) | Scaling Factor | Reported SAR (1g) | Plot # |
| MHz | Ch. | | | | | | | | | | | (W/kg) | | (W/kg) | |
| 1880.00 | 9400 | UMTS 1900 | RMC | 25.0 | 24.50 | -0.06 | Right | Cheek | 0 | 0099M | 1:1 | 0.131 | 1.122 | 0.147 | |
| 1880.00 | 9400 | UMTS 1900 | RMC | 25.0 | 24.50 | 0.12 | Right | Tilt | 0 | 0099M | 1:1 | 0.077 | 1.122 | 0.086 | |
| 1880.00 | 9400 | UMTS 1900 | RMC | 25.0 | 24.50 | 0.13 | Left | Cheek | 0 | 0099M | 1:1 | 0.139 | 1.122 | 0.156 | A5 |
| 1880.00 | 9400 | UMTS 1900 | RMC | 25.0 | 24.50 | 0.16 | Left | Tilt | 0 | 0099M | 1:1 | 0.054 | 1.122 | 0.061 | |
| ANSI / IEEE C95.1 1992 - SAFETY LIMIT Spatial Peak Uncontrolled Exposure/General Population | | | | | | | | Head 1.6 W/kg (mW/g) averaged over 1 gram | | | | | | | |

**Table 11-6
LTE Band 71 Head SAR**

| MEASUREMENT RESULTS | | | | | | | | | | | | | | | | | | | | |
|---|--------|------|-----------------|-----------|-----------------------------|-----------------------|------------------|----------|------|---------------|---|---------|-----------|----------------------|------------|----------|----------------|-------------------|--------|----|
| FREQUENCY | | Mode | Bandwidth [MHz] | Ant State | Maximum Allowed Power [dBm] | Conducted Power [dBm] | Power Drift [dB] | MPR [dB] | Side | Test Position | Modulation | RB Size | RB Offset | Device Serial Number | Duty Cycle | SAR (1g) | Scaling Factor | Reported SAR (1g) | Plot # | |
| MHz | Ch. | | | | | | | | | | | | | | | (W/kg) | | (W/kg) | | |
| 680.50 | 133297 | Mid | LTE Band 71 | 20 | 0 | 25.8 | 25.06 | 0.11 | 0 | Right | Cheek | QPSK | 1 | 0 | 0103M | 1:1 | 0.090 | 1.186 | 0.107 | A6 |
| 680.50 | 133297 | Mid | LTE Band 71 | 20 | 0 | 24.8 | 24.11 | 0.10 | 1 | Right | Cheek | QPSK | 50 | 25 | 0103M | 1:1 | 0.073 | 1.172 | 0.086 | |
| 680.50 | 133297 | Mid | LTE Band 71 | 20 | 0 | 25.8 | 25.06 | -0.04 | 0 | Right | Tilt | QPSK | 1 | 0 | 0103M | 1:1 | 0.045 | 1.186 | 0.053 | |
| 680.50 | 133297 | Mid | LTE Band 71 | 20 | 0 | 24.8 | 24.11 | 0.13 | 1 | Right | Tilt | QPSK | 50 | 25 | 0103M | 1:1 | 0.030 | 1.172 | 0.035 | |
| 680.50 | 133297 | Mid | LTE Band 71 | 20 | 0 | 25.8 | 25.06 | 0.04 | 0 | Left | Cheek | QPSK | 1 | 0 | 0103M | 1:1 | 0.074 | 1.186 | 0.088 | |
| 680.50 | 133297 | Mid | LTE Band 71 | 20 | 0 | 24.8 | 24.11 | -0.04 | 1 | Left | Cheek | QPSK | 50 | 25 | 0103M | 1:1 | 0.069 | 1.172 | 0.081 | |
| 680.50 | 133297 | Mid | LTE Band 71 | 20 | 0 | 25.8 | 25.06 | 0.21 | 0 | Left | Tilt | QPSK | 1 | 0 | 0103M | 1:1 | 0.036 | 1.186 | 0.043 | |
| 680.50 | 133297 | Mid | LTE Band 71 | 20 | 0 | 24.8 | 24.11 | 0.06 | 1 | Left | Tilt | QPSK | 50 | 25 | 0103M | 1:1 | 0.031 | 1.172 | 0.036 | |
| ANSI / IEEE C95.1 1992 - SAFETY LIMIT Spatial Peak Uncontrolled Exposure/General Population | | | | | | | | | | | Head 1.6 W/kg (mW/g) averaged over 1 gram | | | | | | | | | |

| | | | | |
|--------------------------------------|--|-------------------------------|---|---------------------------------|
| FCC ID A3LSMN976U |  PCTEST ENGINEERING LABORATORY, INC. | SAR EVALUATION REPORT |  | Approved by: Quality Manager |
| Document S/N: 1M1909040147-01.A3L | Test Dates: 09/10/19 – 11/06/19 | DUT Type: Portable Handset | Page 123 of 212 | |

**Table 11-7
NR Band n71 Head SAR**



| MEASUREMENT RESULTS | | | | | | | | | | | | | | | | | | | | |
|---|--------|------|-----------------|-----------|-----------------------------|-----------------------|------------------|----------|------|---------------|---|-----------------|-----------|----------------------|------------|----------|----------------|-------------------|--------|----|
| FREQUENCY | | Mode | Bandwidth [MHz] | Ant State | Maximum Allowed Power [dBm] | Conducted Power [dBm] | Power Drift [dB] | MPR [dB] | Side | Test Position | Modulation | RB Size | RB Offset | Device Serial Number | Duty Cycle | SAR (1g) | Scaling Factor | Reported SAR (1g) | Plot # | |
| MHz | Ch. | | | | | | | | | | | | | | | (W/kg) | | (W/kg) | | |
| 680.50 | 136100 | Md | NR Band n71 | 20 | 0 | 25.8 | 25.15 | 0.13 | 0 | Right | Cheek | DFT-s-OFDM QPSK | 1 | 53 | 0428M | 1:1 | 0.103 | 1.161 | 0.120 | A7 |
| 680.50 | 136100 | Md | NR Band n71 | 20 | 0 | 24.3 | 23.15 | 0.09 | 1.5 | Right | Cheek | CP-OFDM QPSK | 1 | 1 | 0428M | 1:1 | 0.073 | 1.303 | 0.095 | |
| 680.50 | 136100 | Md | NR Band n71 | 20 | 0 | 25.8 | 25.15 | 0.07 | 0 | Right | Cheek | DFT-s-OFDM QPSK | 50 | 26 | 0428M | 1:1 | 0.101 | 1.161 | 0.117 | |
| 680.50 | 136100 | Md | NR Band n71 | 20 | 0 | 25.8 | 25.15 | 0.13 | 0 | Right | Tilt | DFT-s-OFDM QPSK | 1 | 53 | 0428M | 1:1 | 0.045 | 1.161 | 0.052 | |
| 680.50 | 136100 | Md | NR Band n71 | 20 | 0 | 25.8 | 25.15 | 0.10 | 0 | Right | Tilt | DFT-s-OFDM QPSK | 50 | 26 | 0428M | 1:1 | 0.045 | 1.161 | 0.052 | |
| 680.50 | 136100 | Md | NR Band n71 | 20 | 0 | 25.8 | 25.15 | 0.13 | 0 | Left | Cheek | DFT-s-OFDM QPSK | 1 | 53 | 0428M | 1:1 | 0.084 | 1.161 | 0.098 | |
| 680.50 | 136100 | Md | NR Band n71 | 20 | 0 | 25.8 | 25.15 | 0.08 | 0 | Left | Cheek | DFT-s-OFDM QPSK | 50 | 26 | 0428M | 1:1 | 0.086 | 1.161 | 0.100 | |
| 680.50 | 136100 | Md | NR Band n71 | 20 | 0 | 25.8 | 25.15 | 0.00 | 0 | Left | Tilt | DFT-s-OFDM QPSK | 1 | 53 | 0428M | 1:1 | 0.043 | 1.161 | 0.050 | |
| 680.50 | 136100 | Md | NR Band n71 | 20 | 0 | 25.8 | 25.15 | 0.11 | 0 | Left | Tilt | DFT-s-OFDM QPSK | 50 | 26 | 0428M | 1:1 | 0.042 | 1.161 | 0.049 | |
| ANSI / IEEE C95.1 1992 - SAFETY LIMIT Spatial Peak Uncontrolled Exposure/General Population | | | | | | | | | | | Head 1.6 W/kg (mW/g) averaged over 1 gram | | | | | | | | | |

**Table 11-8
LTE Band 12 Head SAR**

| MEASUREMENT RESULTS | | | | | | | | | | | | | | | | | | | | |
|---|-------|------|-----------------|-----------|-----------------------------|-----------------------|------------------|----------|------|---------------|---|---------|-----------|----------------------|------------|----------|----------------|-------------------|--------|----|
| FREQUENCY | | Mode | Bandwidth [MHz] | Ant State | Maximum Allowed Power [dBm] | Conducted Power [dBm] | Power Drift [dB] | MPR [dB] | Side | Test Position | Modulation | RB Size | RB Offset | Device Serial Number | Duty Cycle | SAR (1g) | Scaling Factor | Reported SAR (1g) | Plot # | |
| MHz | Ch. | | | | | | | | | | | | | | | (W/kg) | | (W/kg) | | |
| 707.50 | 23095 | Md | LTE Band 12 | 10 | 0 | 25.8 | 24.88 | 0.10 | 0 | Right | Cheek | QPSK | 1 | 0 | 0103M | 1:1 | 0.084 | 1.236 | 0.104 | A8 |
| 707.50 | 23095 | Md | LTE Band 12 | 10 | 0 | 24.8 | 23.87 | 0.09 | 1 | Right | Cheek | QPSK | 25 | 12 | 0103M | 1:1 | 0.074 | 1.239 | 0.092 | |
| 707.50 | 23095 | Md | LTE Band 12 | 10 | 0 | 25.8 | 24.88 | 0.06 | 0 | Right | Tilt | QPSK | 1 | 0 | 0103M | 1:1 | 0.039 | 1.236 | 0.048 | |
| 707.50 | 23095 | Md | LTE Band 12 | 10 | 0 | 24.8 | 23.87 | 0.13 | 1 | Right | Tilt | QPSK | 25 | 12 | 0103M | 1:1 | 0.035 | 1.239 | 0.043 | |
| 707.50 | 23095 | Md | LTE Band 12 | 10 | 0 | 25.8 | 24.88 | 0.11 | 0 | Left | Cheek | QPSK | 1 | 0 | 0103M | 1:1 | 0.076 | 1.236 | 0.094 | |
| 707.50 | 23095 | Md | LTE Band 12 | 10 | 0 | 24.8 | 23.87 | 0.19 | 1 | Left | Cheek | QPSK | 25 | 12 | 0103M | 1:1 | 0.057 | 1.239 | 0.071 | |
| 707.50 | 23095 | Md | LTE Band 12 | 10 | 0 | 25.8 | 24.88 | 0.19 | 0 | Left | Tilt | QPSK | 1 | 0 | 0103M | 1:1 | 0.046 | 1.236 | 0.057 | |
| 707.50 | 23095 | Md | LTE Band 12 | 10 | 0 | 24.8 | 23.87 | 0.15 | 1 | Left | Tilt | QPSK | 25 | 12 | 0103M | 1:1 | 0.032 | 1.239 | 0.040 | |
| ANSI / IEEE C95.1 1992 - SAFETY LIMIT Spatial Peak Uncontrolled Exposure/General Population | | | | | | | | | | | Head 1.6 W/kg (mW/g) averaged over 1 gram | | | | | | | | | |

**Table 11-9
LTE Band 13 Head SAR**

| MEASUREMENT RESULTS | | | | | | | | | | | | | | | | | | | | |
|---|-------|------|-----------------|-----------|-----------------------------|-----------------------|------------------|----------|------|---------------|---|---------|-----------|----------------------|------------|----------|----------------|-------------------|--------|----|
| FREQUENCY | | Mode | Bandwidth [MHz] | Ant State | Maximum Allowed Power [dBm] | Conducted Power [dBm] | Power Drift [dB] | MPR [dB] | Side | Test Position | Modulation | RB Size | RB Offset | Device Serial Number | Duty Cycle | SAR (1g) | Scaling Factor | Reported SAR (1g) | Plot # | |
| MHz | Ch. | | | | | | | | | | | | | | | (W/kg) | | (W/kg) | | |
| 782.00 | 23230 | Md | LTE Band 13 | 10 | 42 | 25.8 | 24.50 | 0.10 | 0 | Right | Cheek | QPSK | 1 | 0 | 0103M | 1:1 | 0.095 | 1.349 | 0.128 | |
| 782.00 | 23230 | Md | LTE Band 13 | 10 | 42 | 24.8 | 23.68 | 0.11 | 1 | Right | Cheek | QPSK | 25 | 12 | 0103M | 1:1 | 0.077 | 1.294 | 0.100 | |
| 782.00 | 23230 | Md | LTE Band 13 | 10 | 42 | 25.8 | 24.50 | 0.11 | 0 | Right | Tilt | QPSK | 1 | 0 | 0103M | 1:1 | 0.055 | 1.349 | 0.074 | |
| 782.00 | 23230 | Md | LTE Band 13 | 10 | 42 | 24.8 | 23.68 | 0.13 | 1 | Right | Tilt | QPSK | 25 | 12 | 0103M | 1:1 | 0.048 | 1.294 | 0.062 | |
| 782.00 | 23230 | Md | LTE Band 13 | 10 | 42 | 25.8 | 24.50 | 0.11 | 0 | Left | Cheek | QPSK | 1 | 0 | 0103M | 1:1 | 0.101 | 1.349 | 0.136 | A8 |
| 782.00 | 23230 | Md | LTE Band 13 | 10 | 42 | 24.8 | 23.68 | 0.13 | 1 | Left | Cheek | QPSK | 25 | 12 | 0103M | 1:1 | 0.069 | 1.294 | 0.089 | |
| 782.00 | 23230 | Md | LTE Band 13 | 10 | 42 | 25.8 | 24.50 | -0.01 | 0 | Left | Tilt | QPSK | 1 | 0 | 0103M | 1:1 | 0.069 | 1.349 | 0.093 | |
| 782.00 | 23230 | Md | LTE Band 13 | 10 | 42 | 24.8 | 23.68 | 0.14 | 1 | Left | Tilt | QPSK | 25 | 12 | 0103M | 1:1 | 0.048 | 1.294 | 0.062 | |
| ANSI / IEEE C95.1 1992 - SAFETY LIMIT Spatial Peak Uncontrolled Exposure/General Population | | | | | | | | | | | Head 1.6 W/kg (mW/g) averaged over 1 gram | | | | | | | | | |

| | | | | |
|---|---|--------------------------------------|---|--|
| FCC ID A3LSMN976U |  PCTEST ENGINEERING LABORATORY, INC. | SAR EVALUATION REPORT |  | Approved by: Quality Manager |
| Document S/N: 1M1909040147-01.A3L | Test Dates: 09/10/19 – 11/06/19 | DUT Type: Portable Handset | Page 124 of 212 | |

**Table 11-10
LTE Band 14 Head SAR**



| MEASUREMENT RESULTS | | | | | | | | | | | | | | | | | | | | |
|---|-------|------|-----------------|-----------|-----------------------------|-----------------------|------------------|----------|------|---------------|---|---------|-----------|----------------------|------------|----------|----------------|-------------------|--------|-----|
| FREQUENCY | | Mode | Bandwidth [MHz] | Ant State | Maximum Allowed Power [dBm] | Conducted Power [dBm] | Power Drift [dB] | MPR [dB] | Side | Test Position | Modulation | RB Size | RB Offset | Device Serial Number | Duty Cycle | SAR (1g) | Scaling Factor | Reported SAR (1g) | Plot # | |
| MHz | Ch. | | | | | | | | | | | | | | | (W/kg) | | (W/kg) | | |
| 793.00 | 23330 | Md | LTE Band 14 | 10 | 16 | 25.3 | 24.40 | -0.07 | 0 | Right | Cheek | QPSK | 1 | 0 | 0103M | 1:1 | 0.109 | 1.230 | 0.134 | A10 |
| 793.00 | 23330 | Md | LTE Band 14 | 10 | 16 | 24.3 | 23.29 | 0.05 | 1 | Right | Cheek | QPSK | 25 | 12 | 0103M | 1:1 | 0.093 | 1.262 | 0.117 | |
| 793.00 | 23330 | Md | LTE Band 14 | 10 | 16 | 25.3 | 24.40 | 0.04 | 0 | Right | Tilt | QPSK | 1 | 0 | 0103M | 1:1 | 0.060 | 1.230 | 0.074 | |
| 793.00 | 23330 | Md | LTE Band 14 | 10 | 16 | 24.3 | 23.29 | 0.16 | 1 | Right | Tilt | QPSK | 25 | 12 | 0103M | 1:1 | 0.049 | 1.262 | 0.062 | |
| 793.00 | 23330 | Md | LTE Band 14 | 10 | 16 | 25.3 | 24.40 | 0.06 | 0 | Left | Cheek | QPSK | 1 | 0 | 0103M | 1:1 | 0.100 | 1.230 | 0.123 | |
| 793.00 | 23330 | Md | LTE Band 14 | 10 | 16 | 24.3 | 23.29 | 0.02 | 1 | Left | Cheek | QPSK | 25 | 12 | 0103M | 1:1 | 0.071 | 1.262 | 0.090 | |
| 793.00 | 23330 | Md | LTE Band 14 | 10 | 16 | 25.3 | 24.40 | 0.14 | 0 | Left | Tilt | QPSK | 1 | 0 | 0103M | 1:1 | 0.078 | 1.230 | 0.096 | |
| 793.00 | 23330 | Md | LTE Band 14 | 10 | 16 | 24.3 | 23.29 | 0.11 | 1 | Left | Tilt | QPSK | 25 | 12 | 0103M | 1:1 | 0.054 | 1.262 | 0.068 | |
| ANSI / IEEE C95.1 1992 - SAFETY LIMIT Spatial Peak Uncontrolled Exposure/General Population | | | | | | | | | | | Head 1.6 W/kg (mW/g) averaged over 1 gram | | | | | | | | | |

**Table 11-11
LTE Band 26 (Cell) Head SAR**

| MEASUREMENT RESULTS | | | | | | | | | | | | | | | | | | | | |
|---|-------|------|--------------------|-----------|-----------------------------|-----------------------|------------------|----------|------|---------------|---|---------|-----------|----------------------|------------|----------|----------------|-------------------|--------|-----|
| FREQUENCY | | Mode | Bandwidth [MHz] | Ant State | Maximum Allowed Power [dBm] | Conducted Power [dBm] | Power Drift [dB] | MPR [dB] | Side | Test Position | Modulation | RB Size | RB Offset | Device Serial Number | Duty Cycle | SAR (1g) | Scaling Factor | Reported SAR (1g) | Plot # | |
| MHz | Ch. | | | | | | | | | | | | | | | (W/kg) | | (W/kg) | | |
| 831.50 | 26865 | Md | LTE Band 26 (Cell) | 15 | 0 | 25.8 | 25.01 | 0.08 | 0 | Right | Cheek | QPSK | 1 | 0 | 0103M | 1:1 | 0.147 | 1.199 | 0.176 | A11 |
| 831.50 | 26865 | Md | LTE Band 26 (Cell) | 15 | 0 | 24.8 | 24.17 | 0.08 | 1 | Right | Cheek | QPSK | 36 | 0 | 0103M | 1:1 | 0.118 | 1.156 | 0.136 | |
| 831.50 | 26865 | Md | LTE Band 26 (Cell) | 15 | 0 | 25.8 | 25.01 | -0.02 | 0 | Right | Tilt | QPSK | 1 | 0 | 0103M | 1:1 | 0.100 | 1.199 | 0.120 | |
| 831.50 | 26865 | Md | LTE Band 26 (Cell) | 15 | 0 | 24.8 | 24.17 | 0.07 | 1 | Right | Tilt | QPSK | 36 | 0 | 0103M | 1:1 | 0.075 | 1.156 | 0.087 | |
| 831.50 | 26865 | Md | LTE Band 26 (Cell) | 15 | 0 | 25.8 | 25.01 | 0.20 | 0 | Left | Cheek | QPSK | 1 | 0 | 0103M | 1:1 | 0.121 | 1.199 | 0.145 | |
| 831.50 | 26865 | Md | LTE Band 26 (Cell) | 15 | 0 | 24.8 | 24.17 | 0.13 | 1 | Left | Cheek | QPSK | 36 | 0 | 0103M | 1:1 | 0.095 | 1.156 | 0.110 | |
| 831.50 | 26865 | Md | LTE Band 26 (Cell) | 15 | 0 | 25.8 | 25.01 | 0.08 | 0 | Left | Tilt | QPSK | 1 | 0 | 0103M | 1:1 | 0.096 | 1.199 | 0.115 | |
| 831.50 | 26865 | Md | LTE Band 26 (Cell) | 15 | 0 | 24.8 | 24.17 | 0.07 | 1 | Left | Tilt | QPSK | 36 | 0 | 0103M | 1:1 | 0.082 | 1.156 | 0.095 | |
| ANSI / IEEE C95.1 1992 - SAFETY LIMIT Spatial Peak Uncontrolled Exposure/General Population | | | | | | | | | | | Head 1.6 W/kg (mW/g) averaged over 1 gram | | | | | | | | | |

**Table 11-12
LTE Band 5 (Cell) Head SAR**

| MEASUREMENT RESULTS | | | | | | | | | | | | | | | | | | | | | | |
|---|-------------------|-----------|-------|------|-------------------|-----------|-----------------------------|-----------------------|------------------|----------|---|---------------|------------|---------|-----------|----------------------|------------|----------|----------------|-------------------|--------|-----|
| 1 CC Uplink / 2 CC Uplink | Component Carrier | FREQUENCY | | Mode | Bandwidth [MHz] | Ant State | Maximum Allowed Power [dBm] | Conducted Power [dBm] | Power Drift [dB] | MPR [dB] | Side | Test Position | Modulation | RB Size | RB Offset | Device Serial Number | Duty Cycle | SAR (1g) | Scaling Factor | Reported SAR (1g) | Plot # | |
| | | MHz | Ch. | | | | | | | | | | | | | | | (W/kg) | | (W/kg) | | |
| 1 CC Uplink | N/A | 836.50 | 20525 | Md | LTE Band 5 (Cell) | 10 | 0 | 25.8 | 24.80 | 0.05 | 0 | Right | Cheek | QPSK | 1 | 0 | 0103M | 1:1 | 0.138 | 1.259 | 0.174 | |
| 1 CC Uplink | N/A | 836.50 | 20525 | Md | LTE Band 5 (Cell) | 10 | 0 | 24.8 | 23.82 | 0.06 | 1 | Right | Cheek | QPSK | 25 | 12 | 0103M | 1:1 | 0.102 | 1.253 | 0.128 | |
| 2 CC Uplink | PCC | 836.50 | 20525 | Md | LTE Band 5 (Cell) | 10 | 0 | 25.8 | 25.59 | 0.07 | 0 | Right | Cheek | QPSK | 1 | 0 | 0103M | 1:1 | 0.171 | 1.050 | 0.180 | A12 |
| | SCC | 829.30 | 20453 | | | 5 | | | | | | | | | | | | | | | | |
| 1 CC Uplink | N/A | 836.50 | 20525 | Md | LTE Band 5 (Cell) | 10 | 0 | 25.8 | 24.80 | 0.04 | 0 | Right | Tilt | QPSK | 1 | 0 | 0103M | 1:1 | 0.098 | 1.259 | 0.123 | |
| 1 CC Uplink | N/A | 836.50 | 20525 | Md | LTE Band 5 (Cell) | 10 | 0 | 24.8 | 23.82 | 0.10 | 1 | Right | Tilt | QPSK | 25 | 12 | 0103M | 1:1 | 0.076 | 1.253 | 0.095 | |
| 1 CC Uplink | N/A | 836.50 | 20525 | Md | LTE Band 5 (Cell) | 10 | 0 | 25.8 | 24.80 | 0.12 | 0 | Left | Cheek | QPSK | 1 | 0 | 0103M | 1:1 | 0.099 | 1.259 | 0.125 | |
| 1 CC Uplink | N/A | 836.50 | 20525 | Md | LTE Band 5 (Cell) | 10 | 0 | 24.8 | 23.82 | 0.08 | 1 | Left | Cheek | QPSK | 25 | 12 | 0103M | 1:1 | 0.074 | 1.253 | 0.093 | |
| 1 CC Uplink | N/A | 836.50 | 20525 | Md | LTE Band 5 (Cell) | 10 | 0 | 25.8 | 24.80 | 0.08 | 0 | Left | Tilt | QPSK | 1 | 0 | 0103M | 1:1 | 0.085 | 1.259 | 0.107 | |
| 1 CC Uplink | N/A | 836.50 | 20525 | Md | LTE Band 5 (Cell) | 10 | 0 | 24.8 | 23.82 | 0.03 | 1 | Left | Tilt | QPSK | 25 | 12 | 0103M | 1:1 | 0.060 | 1.253 | 0.075 | |
| ANSI / IEEE C95.1 1992 - SAFETY LIMIT Spatial Peak Uncontrolled Exposure/General Population | | | | | | | | | | | Head 1.6 W/kg (mW/g) averaged over 1 gram | | | | | | | | | | | |

| | | | | |
|--------------------------------------|--|-------------------------------|---|---------------------------------|
| FCC ID A3LSMN976U |  PCTEST ENGINEERING LABORATORY, INC. | SAR EVALUATION REPORT |  | Approved by: Quality Manager |
| Document S/N: 1M1909040147-01.A3L | Test Dates: 09/10/19 – 11/06/19 | DUT Type: Portable Handset | Page 125 of 212 | |

**Table 11-13
NR Band n5 (Cell) Head SAR**



| MEASUREMENT RESULTS | | | | | | | | | | | | | | | | | | | | |
|---|--------|------|-------------------|-----------|-----------------------------|-----------------------|------------------|----------|------|---|------------|-----------------|-----------|----------------------|------------|----------|----------------|-------------------|--------|-----|
| FREQUENCY | | Mode | Bandwidth [MHz] | Ant State | Maximum Allowed Power [dBm] | Conducted Power [dBm] | Power Drift [dB] | MPR [dB] | Side | Test Position | Modulation | RB Size | RB Offset | Device Serial Number | Duty Cycle | SAR (1g) | Scaling Factor | Reported SAR (1g) | Plot # | |
| MHz | Ch. | | | | | | | | | | | | | | | (W/kg) | | (W/kg) | | |
| 836.50 | 167300 | Mid | NR Band n5 (Cell) | 20 | 0 | 25.8 | 24.74 | 0.13 | 0 | Right | Cheek | DFT-s-OFDM QPSK | 1 | 1 | 0665M | 1:1 | 0.168 | 1.276 | 0.214 | A13 |
| 836.50 | 167300 | Mid | NR Band n5 (Cell) | 20 | 0 | 24.3 | 23.39 | 0.09 | 1.5 | Right | Cheek | CP-OFDM QPSK | 1 | 1 | 0665M | 1:1 | 0.106 | 1.233 | 0.131 | |
| 836.50 | 167300 | Mid | NR Band n5 (Cell) | 20 | 0 | 25.8 | 24.65 | -0.07 | 0 | Right | Cheek | DFT-s-OFDM QPSK | 50 | 26 | 0665M | 1:1 | 0.132 | 1.303 | 0.172 | |
| 836.50 | 167300 | Mid | NR Band n5 (Cell) | 20 | 0 | 25.8 | 24.74 | 0.05 | 0 | Right | Tilt | DFT-s-OFDM QPSK | 1 | 1 | 0665M | 1:1 | 0.084 | 1.276 | 0.107 | |
| 836.50 | 167300 | Mid | NR Band n5 (Cell) | 20 | 0 | 25.8 | 24.65 | 0.11 | 0 | Right | Tilt | DFT-s-OFDM QPSK | 50 | 26 | 0665M | 1:1 | 0.062 | 1.303 | 0.081 | |
| 836.50 | 167300 | Mid | NR Band n5 (Cell) | 20 | 0 | 25.8 | 24.74 | 0.14 | 0 | Left | Cheek | DFT-s-OFDM QPSK | 1 | 1 | 0665M | 1:1 | 0.105 | 1.276 | 0.134 | |
| 836.50 | 167300 | Mid | NR Band n5 (Cell) | 20 | 0 | 25.8 | 24.65 | 0.19 | 0 | Left | Cheek | DFT-s-OFDM QPSK | 50 | 26 | 0665M | 1:1 | 0.096 | 1.303 | 0.125 | |
| 836.50 | 167300 | Mid | NR Band n5 (Cell) | 20 | 0 | 25.8 | 24.74 | 0.12 | 0 | Left | Tilt | DFT-s-OFDM QPSK | 1 | 1 | 0665M | 1:1 | 0.076 | 1.276 | 0.097 | |
| 836.50 | 167300 | Mid | NR Band n5 (Cell) | 20 | 0 | 25.8 | 24.65 | 0.16 | 0 | Left | Tilt | DFT-s-OFDM QPSK | 50 | 26 | 0665M | 1:1 | 0.071 | 1.303 | 0.093 | |
| ANSI / IEEE C95.1 1992 - SAFETY LIMIT Spatial Peak Uncontrolled Exposure/General Population | | | | | | | | | | Head 1.6 W/kg (mW/g) averaged over 1 gram | | | | | | | | | | |

**Table 11-14
LTE Band 66 (AWS) Head SAR**

| MEASUREMENT RESULTS | | | | | | | | | | | | | | | | | | | | |
|---|--------|------|-------------------|-----------|-----------------------------|-----------------------|------------------|----------|------|---|------------|---------|-----------|----------------------|------------|----------|----------------|-------------------|--------|-----|
| FREQUENCY | | Mode | Bandwidth [MHz] | Ant State | Maximum Allowed Power [dBm] | Conducted Power [dBm] | Power Drift [dB] | MPR [dB] | Side | Test Position | Modulation | RB Size | RB Offset | Device Serial Number | Duty Cycle | SAR (1g) | Scaling Factor | Reported SAR (1g) | Plot # | |
| MHz | Ch. | | | | | | | | | | | | | | | (W/kg) | | (W/kg) | | |
| 1745.00 | 132322 | Mid | LTE Band 66 (AWS) | 20 | 23 | 25.0 | 24.58 | 0.13 | 0 | Right | Cheek | QPSK | 1 | 0 | 0096M | 1:1 | 0.085 | 1.102 | 0.094 | |
| 1745.00 | 132322 | Mid | LTE Band 66 (AWS) | 20 | 23 | 24.0 | 23.81 | 0.08 | 1 | Right | Cheek | QPSK | 50 | 25 | 0096M | 1:1 | 0.069 | 1.045 | 0.072 | |
| 1745.00 | 132322 | Mid | LTE Band 66 (AWS) | 20 | 23 | 25.0 | 24.58 | 0.09 | 0 | Right | Tilt | QPSK | 1 | 0 | 0096M | 1:1 | 0.075 | 1.102 | 0.083 | |
| 1745.00 | 132322 | Mid | LTE Band 66 (AWS) | 20 | 23 | 24.0 | 23.81 | 0.14 | 1 | Right | Tilt | QPSK | 50 | 25 | 0096M | 1:1 | 0.042 | 1.045 | 0.044 | |
| 1745.00 | 132322 | Mid | LTE Band 66 (AWS) | 20 | 23 | 25.0 | 24.58 | 0.10 | 0 | Left | Cheek | QPSK | 1 | 0 | 0096M | 1:1 | 0.131 | 1.102 | 0.144 | A14 |
| 1745.00 | 132322 | Mid | LTE Band 66 (AWS) | 20 | 23 | 24.0 | 23.81 | 0.05 | 1 | Left | Cheek | QPSK | 50 | 25 | 0096M | 1:1 | 0.097 | 1.045 | 0.101 | |
| 1745.00 | 132322 | Mid | LTE Band 66 (AWS) | 20 | 23 | 25.0 | 24.58 | 0.13 | 0 | Left | Tilt | QPSK | 1 | 0 | 0096M | 1:1 | 0.060 | 1.102 | 0.066 | |
| 1745.00 | 132322 | Mid | LTE Band 66 (AWS) | 20 | 23 | 24.0 | 23.81 | 0.12 | 1 | Left | Tilt | QPSK | 50 | 25 | 0096M | 1:1 | 0.040 | 1.045 | 0.042 | |
| ANSI / IEEE C95.1 1992 - SAFETY LIMIT Spatial Peak Uncontrolled Exposure/General Population | | | | | | | | | | Head 1.6 W/kg (mW/g) averaged over 1 gram | | | | | | | | | | |

**Table 11-15
LTE Band 25 (PCS) Head SAR**

| MEASUREMENT RESULTS | | | | | | | | | | | | | | | | | | | | |
|---|-------|------|-------------------|-----------|-----------------------------|-----------------------|------------------|----------|------|---|------------|---------|-----------|----------------------|------------|----------|----------------|-------------------|--------|-----|
| FREQUENCY | | Mode | Bandwidth [MHz] | Ant State | Maximum Allowed Power [dBm] | Conducted Power [dBm] | Power Drift [dB] | MPR [dB] | Side | Test Position | Modulation | RB Size | RB Offset | Device Serial Number | Duty Cycle | SAR (1g) | Scaling Factor | Reported SAR (1g) | Plot # | |
| MHz | Ch. | | | | | | | | | | | | | | | (W/kg) | | (W/kg) | | |
| 1905.00 | 26590 | High | LTE Band 25 (PCS) | 20 | 0 | 25.0 | 24.06 | -0.08 | 0 | Right | Cheek | QPSK | 1 | 0 | 0096M | 1:1 | 0.041 | 1.242 | 0.051 | |
| 1905.00 | 26590 | High | LTE Band 25 (PCS) | 20 | 0 | 24.0 | 23.26 | 0.13 | 1 | Right | Cheek | QPSK | 50 | 25 | 0096M | 1:1 | 0.032 | 1.186 | 0.038 | |
| 1905.00 | 26590 | High | LTE Band 25 (PCS) | 20 | 0 | 25.0 | 24.06 | 0.17 | 0 | Right | Tilt | QPSK | 1 | 0 | 0096M | 1:1 | 0.032 | 1.242 | 0.040 | |
| 1905.00 | 26590 | High | LTE Band 25 (PCS) | 20 | 0 | 24.0 | 23.26 | -0.17 | 1 | Right | Tilt | QPSK | 50 | 25 | 0096M | 1:1 | 0.018 | 1.186 | 0.021 | |
| 1905.00 | 26590 | High | LTE Band 25 (PCS) | 20 | 0 | 25.0 | 24.06 | -0.17 | 0 | Left | Cheek | QPSK | 1 | 0 | 0096M | 1:1 | 0.052 | 1.242 | 0.065 | A15 |
| 1905.00 | 26590 | High | LTE Band 25 (PCS) | 20 | 0 | 24.0 | 23.26 | 0.13 | 1 | Left | Cheek | QPSK | 50 | 25 | 0096M | 1:1 | 0.050 | 1.186 | 0.059 | |
| 1905.00 | 26590 | High | LTE Band 25 (PCS) | 20 | 0 | 25.0 | 24.06 | 0.12 | 0 | Left | Tilt | QPSK | 1 | 0 | 0096M | 1:1 | 0.048 | 1.242 | 0.060 | |
| 1905.00 | 26590 | High | LTE Band 25 (PCS) | 20 | 0 | 24.0 | 23.26 | -0.10 | 1 | Left | Tilt | QPSK | 50 | 25 | 0096M | 1:1 | 0.037 | 1.186 | 0.044 | |
| ANSI / IEEE C95.1 1992 - SAFETY LIMIT Spatial Peak Uncontrolled Exposure/General Population | | | | | | | | | | Head 1.6 W/kg (mW/g) averaged over 1 gram | | | | | | | | | | |

| | | | | |
|--------------------------------------|---|-------------------------------|---|---------------------------------|
| FCC ID A3LSMN976U |  | SAR EVALUATION REPORT |  | Approved by: Quality Manager |
| Document S/N: 1M1909040147-01.A3L | Test Dates: 09/10/19 – 11/06/19 | DUT Type: Portable Handset | Page 126 of 212 | |

**Table 11-16
LTE Band 2 (PCS) Head SAR**



| MEASUREMENT RESULTS | | | | | | | | | | | | | | | | | | | | |
|---|-------|------|------------------|-----------|-----------------------------|-----------------------|------------------|----------|------|---------------|---|---------|-----------|----------------------|------------|----------|----------------|-------------------|--------|-----|
| FREQUENCY | | Mode | Bandwidth [MHz] | Ant State | Maximum Allowed Power [dBm] | Conducted Power [dBm] | Power Drift [dB] | MPR [dB] | Side | Test Position | Modulation | RB Size | RB Offset | Device Serial Number | Duty Cycle | SAR (1g) | Scaling Factor | Reported SAR (1g) | Plot # | |
| MHz | Ch. | | | | | | | | | | | | | | | (W/kg) | | (W/kg) | | |
| 1900.00 | 19100 | High | LTE Band 2 (PCS) | 20 | 0 | 25.0 | 24.19 | 0.09 | 0 | Right | Cheek | QPSK | 1 | 0 | 0096M | 1:1 | 0.052 | 1.205 | 0.063 | |
| 1900.00 | 19100 | High | LTE Band 2 (PCS) | 20 | 0 | 24.0 | 23.20 | 0.18 | 1 | Right | Cheek | QPSK | 50 | 25 | 0096M | 1:1 | 0.045 | 1.202 | 0.054 | |
| 1900.00 | 19100 | High | LTE Band 2 (PCS) | 20 | 0 | 25.0 | 24.19 | 0.12 | 0 | Right | Tilt | QPSK | 1 | 0 | 0096M | 1:1 | 0.042 | 1.205 | 0.051 | |
| 1900.00 | 19100 | High | LTE Band 2 (PCS) | 20 | 0 | 24.0 | 23.20 | 0.16 | 1 | Right | Tilt | QPSK | 50 | 25 | 0096M | 1:1 | 0.030 | 1.202 | 0.036 | |
| 1900.00 | 19100 | High | LTE Band 2 (PCS) | 20 | 0 | 25.0 | 24.19 | 0.15 | 0 | Left | Cheek | QPSK | 1 | 0 | 0096M | 1:1 | 0.058 | 1.205 | 0.070 | A16 |
| 1900.00 | 19100 | High | LTE Band 2 (PCS) | 20 | 0 | 24.0 | 23.20 | 0.12 | 1 | Left | Cheek | QPSK | 50 | 25 | 0096M | 1:1 | 0.056 | 1.202 | 0.067 | |
| 1900.00 | 19100 | High | LTE Band 2 (PCS) | 20 | 0 | 25.0 | 24.19 | 0.19 | 0 | Left | Tilt | QPSK | 1 | 0 | 0096M | 1:1 | 0.037 | 1.205 | 0.045 | |
| 1900.00 | 19100 | High | LTE Band 2 (PCS) | 20 | 0 | 24.0 | 23.20 | 0.16 | 1 | Left | Tilt | QPSK | 50 | 25 | 0096M | 1:1 | 0.034 | 1.202 | 0.041 | |
| ANSI / IEEE C95.1 1992 - SAFETY LIMIT Spatial Peak Uncontrolled Exposure/General Population | | | | | | | | | | | Head 1.6 W/kg (mW/g) averaged over 1 gram | | | | | | | | | |

**Table 11-17
LTE Band 30 Head SAR**

| MEASUREMENT RESULTS | | | | | | | | | | | | | | | | | | | |
|---|-------|------|-----------------|-----------------------------|-----------------------|------------------|----------|------|---------------|------------|---|-----------|----------------------|------------|----------|----------------|-------------------|--------|-----|
| FREQUENCY | | Mode | Bandwidth [MHz] | Maximum Allowed Power [dBm] | Conducted Power [dBm] | Power Drift [dB] | MPR [dB] | Side | Test Position | Modulation | RB Size | RB Offset | Device Serial Number | Duty Cycle | SAR (1g) | Scaling Factor | Reported SAR (1g) | Plot # | |
| MHz | Ch. | | | | | | | | | | | | | | (W/kg) | | (W/kg) | | |
| 2310.00 | 27710 | Mid | LTE Band 30 | 10 | 24.0 | 23.33 | 0.14 | 0 | Right | Cheek | QPSK | 1 | 25 | 0089M | 1:1 | 0.045 | 1.167 | 0.053 | A17 |
| 2310.00 | 27710 | Mid | LTE Band 30 | 10 | 23.0 | 22.44 | 0.18 | 1 | Right | Cheek | QPSK | 25 | 12 | 0089M | 1:1 | 0.032 | 1.138 | 0.036 | |
| 2310.00 | 27710 | Mid | LTE Band 30 | 10 | 24.0 | 23.33 | 0.17 | 0 | Right | Tilt | QPSK | 1 | 25 | 0089M | 1:1 | 0.018 | 1.167 | 0.021 | |
| 2310.00 | 27710 | Mid | LTE Band 30 | 10 | 23.0 | 22.44 | 0.14 | 1 | Right | Tilt | QPSK | 25 | 12 | 0089M | 1:1 | 0.016 | 1.138 | 0.018 | |
| 2310.00 | 27710 | Mid | LTE Band 30 | 10 | 24.0 | 23.33 | 0.14 | 0 | Left | Cheek | QPSK | 1 | 25 | 0089M | 1:1 | 0.027 | 1.167 | 0.032 | |
| 2310.00 | 27710 | Mid | LTE Band 30 | 10 | 23.0 | 22.44 | 0.16 | 1 | Left | Cheek | QPSK | 25 | 12 | 0089M | 1:1 | 0.017 | 1.138 | 0.019 | |
| 2310.00 | 27710 | Mid | LTE Band 30 | 10 | 24.0 | 23.33 | 0.12 | 0 | Left | Tilt | QPSK | 1 | 25 | 0089M | 1:1 | 0.013 | 1.167 | 0.015 | |
| 2310.00 | 27710 | Mid | LTE Band 30 | 10 | 23.0 | 22.44 | -0.18 | 1 | Left | Tilt | QPSK | 25 | 12 | 0089M | 1:1 | 0.009 | 1.138 | 0.010 | |
| ANSI / IEEE C95.1 1992 - SAFETY LIMIT Spatial Peak Uncontrolled Exposure/General Population | | | | | | | | | | | Head 1.6 W/kg (mW/g) averaged over 1 gram | | | | | | | | |

**Table 11-18
LTE Band 7 Head SAR**

| MEASUREMENT RESULTS | | | | | | | | | | | | | | | | | | | |
|---|-------|------|-----------------|-----------------------------|-----------------------|------------------|----------|------|---------------|------------|---|-----------|----------------------|------------|----------|----------------|-------------------|--------|-----|
| FREQUENCY | | Mode | Bandwidth [MHz] | Maximum Allowed Power [dBm] | Conducted Power [dBm] | Power Drift [dB] | MPR [dB] | Side | Test Position | Modulation | RB Size | RB Offset | Device Serial Number | Duty Cycle | SAR (1g) | Scaling Factor | Reported SAR (1g) | Plot # | |
| MHz | Ch. | | | | | | | | | | | | | | (W/kg) | | (W/kg) | | |
| 2510.00 | 20850 | Low | LTE Band 7 | 20 | 24.0 | 23.67 | 0.15 | 0 | Right | Cheek | QPSK | 1 | 0 | 0073M | 1:1 | 0.082 | 1.079 | 0.088 | |
| 2510.00 | 20850 | Low | LTE Band 7 | 20 | 23.0 | 22.76 | 0.13 | 1 | Right | Cheek | QPSK | 50 | 0 | 0073M | 1:1 | 0.066 | 1.057 | 0.070 | |
| 2510.00 | 20850 | Low | LTE Band 7 | 20 | 24.0 | 23.67 | 0.08 | 0 | Right | Tilt | QPSK | 1 | 0 | 0073M | 1:1 | 0.089 | 1.079 | 0.096 | A15 |
| 2510.00 | 20850 | Low | LTE Band 7 | 20 | 23.0 | 22.76 | 0.12 | 1 | Right | Tilt | QPSK | 50 | 0 | 0073M | 1:1 | 0.073 | 1.057 | 0.077 | |
| 2510.00 | 20850 | Low | LTE Band 7 | 20 | 24.0 | 23.67 | 0.12 | 0 | Left | Cheek | QPSK | 1 | 0 | 0073M | 1:1 | 0.067 | 1.079 | 0.072 | |
| 2510.00 | 20850 | Low | LTE Band 7 | 20 | 23.0 | 22.76 | 0.21 | 1 | Left | Cheek | QPSK | 50 | 0 | 0073M | 1:1 | 0.059 | 1.057 | 0.062 | |
| 2510.00 | 20850 | Low | LTE Band 7 | 20 | 24.0 | 23.67 | -0.20 | 0 | Left | Tilt | QPSK | 1 | 0 | 0073M | 1:1 | 0.044 | 1.079 | 0.047 | |
| 2510.00 | 20850 | Low | LTE Band 7 | 20 | 23.0 | 22.76 | 0.13 | 1 | Left | Tilt | QPSK | 50 | 0 | 0073M | 1:1 | 0.037 | 1.057 | 0.039 | |
| ANSI / IEEE C95.1 1992 - SAFETY LIMIT Spatial Peak Uncontrolled Exposure/General Population | | | | | | | | | | | Head 1.6 W/kg (mW/g) averaged over 1 gram | | | | | | | | |

| | | | | |
|--------------------------------------|---|-------------------------------|---|---------------------------------|
| FCC ID A3LSMN976U |  | SAR EVALUATION REPORT |  | Approved by: Quality Manager |
| Document S/N: 1M1909040147-01.A3L | Test Dates: 09/10/19 – 11/06/19 | DUT Type: Portable Handset | | Page 127 of 212 |

**Table 11-19
LTE Band 48 Head SAR**



| MEASUREMENT RESULTS | | | | | | | | | | | | | | | | | | | |
|---|-------|----------|-----------------|-----------------------------|-----------------------|------------------|----------|------|---------------|------------|---|-----------|----------------------|------------|----------|----------------|-------------------|--------|-----|
| FREQUENCY | | Mode | Bandwidth [MHz] | Maximum Allowed Power [dBm] | Conducted Power [dBm] | Power Drift [dB] | MPR [dB] | Side | Test Position | Modulation | RB Size | RB Offset | Device Serial Number | Duty Cycle | SAR (1g) | Scaling Factor | Reported SAR (1g) | Plot # | |
| MHz | Ch. | | | | | | | | | | | | | | (W/kg) | | (W/kg) | | |
| 3646.70 | 56207 | Mid-High | LTE Band 48 | 20 | 23.0 | 22.33 | 0.16 | 0 | Right | Cheek | QPSK | 1 | 0 | 0073M | 1:1.58 | 0.021 | 1.167 | 0.025 | |
| 3646.70 | 56207 | Mid-High | LTE Band 48 | 20 | 22.0 | 21.31 | 0.14 | 1 | Right | Cheek | QPSK | 50 | 0 | 0073M | 1:1.58 | 0.013 | 1.172 | 0.015 | |
| 3646.70 | 56207 | Mid-High | LTE Band 48 | 20 | 23.0 | 22.33 | 0.13 | 0 | Right | Tilt | QPSK | 1 | 0 | 0073M | 1:1.58 | 0.034 | 1.167 | 0.040 | |
| 3646.70 | 56207 | Mid-High | LTE Band 48 | 20 | 22.0 | 21.31 | -0.16 | 1 | Right | Tilt | QPSK | 50 | 0 | 0073M | 1:1.58 | 0.023 | 1.172 | 0.027 | |
| 3646.70 | 56207 | Mid-High | LTE Band 48 | 20 | 23.0 | 22.33 | 0.14 | 0 | Left | Cheek | QPSK | 1 | 0 | 0073M | 1:1.58 | 0.050 | 1.167 | 0.058 | A19 |
| 3646.70 | 56207 | Mid-High | LTE Band 48 | 20 | 22.0 | 21.31 | 0.16 | 1 | Left | Cheek | QPSK | 50 | 0 | 0073M | 1:1.58 | 0.035 | 1.172 | 0.041 | |
| 3646.70 | 56207 | Mid-High | LTE Band 48 | 20 | 23.0 | 22.33 | 0.18 | 0 | Left | Tilt | QPSK | 1 | 0 | 0073M | 1:1.58 | 0.012 | 1.167 | 0.014 | |
| 3646.70 | 56207 | Mid-High | LTE Band 48 | 20 | 22.0 | 21.31 | 0.15 | 1 | Left | Tilt | QPSK | 50 | 0 | 0073M | 1:1.58 | 0.010 | 1.172 | 0.012 | |
| ANSI / IEEE C95.1 1992 - SAFETY LIMIT Spatial Peak Uncontrolled Exposure/General Population | | | | | | | | | | | Head 1.6 W/kg (mW/g) averaged over 1 gram | | | | | | | | |

**Table 11-20
LTE Band 41 Head SAR**

| MEASUREMENT RESULTS | | | | | | | | | | | | | | | | | | | | |
|---|-----------|-------|----------|-----------------|-----------------------------|-----------------------|------------------|----------|------|---------------|---|---------|-----------|----------------------|------------|----------|----------------|-------------------|--------|-----|
| Power Class | FREQUENCY | | Mode | Bandwidth [MHz] | Maximum Allowed Power [dBm] | Conducted Power [dBm] | Power Drift [dB] | MPR [dB] | Side | Test Position | Modulation | RB Size | RB Offset | Device Serial Number | Duty Cycle | SAR (1g) | Scaling Factor | Reported SAR (1g) | Plot # | |
| | MHz | Ch. | | | | | | | | | | | | | | (W/kg) | | (W/kg) | | |
| Power Class 3 | 2636.50 | 41055 | Mid-High | LTE Band 41 | 20 | 24.5 | 24.07 | 0.17 | 0 | Right | Cheek | QPSK | 1 | 50 | 0089M | 1:1.58 | 0.043 | 1.104 | 0.047 | |
| Power Class 3 | 2636.50 | 41055 | Mid-High | LTE Band 41 | 20 | 23.5 | 23.08 | 0.17 | 1 | Right | Cheek | QPSK | 50 | 0 | 0089M | 1:1.58 | 0.035 | 1.102 | 0.039 | |
| Power Class 3 | 2636.50 | 41055 | Mid-High | LTE Band 41 | 20 | 24.5 | 24.07 | 0.14 | 0 | Right | Tilt | QPSK | 1 | 50 | 0089M | 1:1.58 | 0.063 | 1.104 | 0.070 | |
| Power Class 3 | 2636.50 | 41055 | Mid-High | LTE Band 41 | 20 | 23.5 | 23.08 | 0.13 | 1 | Right | Tilt | QPSK | 50 | 0 | 0089M | 1:1.58 | 0.045 | 1.102 | 0.050 | |
| Power Class 2 | 2636.50 | 41055 | Mid-High | LTE Band 41 | 20 | 27.5 | 26.79 | -0.01 | 0 | Right | Tilt | QPSK | 1 | 50 | 0089M | 1:2.31 | 0.082 | 1.178 | 0.097 | A20 |
| Power Class 3 | 2636.50 | 41055 | Mid-High | LTE Band 41 | 20 | 24.5 | 24.07 | 0.19 | 0 | Left | Cheek | QPSK | 1 | 50 | 0089M | 1:1.58 | 0.047 | 1.104 | 0.052 | |
| Power Class 3 | 2636.50 | 41055 | Mid-High | LTE Band 41 | 20 | 23.5 | 23.08 | 0.13 | 1 | Left | Cheek | QPSK | 50 | 0 | 0089M | 1:1.58 | 0.038 | 1.102 | 0.042 | |
| Power Class 3 | 2636.50 | 41055 | Mid-High | LTE Band 41 | 20 | 24.5 | 24.07 | 0.04 | 0 | Left | Tilt | QPSK | 1 | 50 | 0089M | 1:1.58 | 0.031 | 1.104 | 0.034 | |
| Power Class 3 | 2636.50 | 41055 | Mid-High | LTE Band 41 | 20 | 23.5 | 23.08 | 0.12 | 1 | Left | Tilt | QPSK | 50 | 0 | 0089M | 1:1.58 | 0.024 | 1.102 | 0.026 | |
| ANSI / IEEE C95.1 1992 - SAFETY LIMIT Spatial Peak Uncontrolled Exposure/General Population | | | | | | | | | | | Head 1.6 W/kg (mW/g) averaged over 1 gram | | | | | | | | | |

**Table 11-21
DTS Head SAR**

| MEASUREMENT RESULTS | | | | | | | | | | | | | | | | | | | |
|---|-----|---------|---------|-----------------|-----------------------------|-----------------------|------------------|-------|---------------|-----------------|---|------------------|----------------|-----------------------|----------|------------------------|-----------------------------|-------------------|--------|
| FREQUENCY | | Mode | Service | Bandwidth [MHz] | Maximum Allowed Power [dBm] | Conducted Power [dBm] | Power Drift [dB] | Side | Test Position | Antenna Config. | Device Serial Number | Data Rate (Mbps) | Duty Cycle (%) | Peak SAR of Area Scan | SAR (1g) | Scaling Factor (Power) | Scaling Factor (Duty Cycle) | Reported SAR (1g) | Plot # |
| MHz | Ch. | | | | | | | | | | | | | (W/kg) | (W/kg) | | | (W/kg) | |
| 2412 | 1 | 802.11b | DSSS | 22 | 17.0 | 16.96 | 0.12 | Right | Cheek | 1 | 0585M | 1 | 98.9 | 1.256 | 0.566 | 1.009 | 1.011 | 0.577 | |
| 2412 | 1 | 802.11b | DSSS | 22 | 17.0 | 16.96 | -0.08 | Right | Tilt | 1 | 0585M | 1 | 98.9 | 1.458 | 0.749 | 1.009 | 1.011 | 0.764 | A21 |
| 2437 | 6 | 802.11b | DSSS | 22 | 17.0 | 16.92 | -0.17 | Right | Tilt | 1 | 0585M | 1 | 98.9 | 0.658 | 0.448 | 1.019 | 1.011 | 0.462 | |
| 2462 | 11 | 802.11b | DSSS | 22 | 17.0 | 16.86 | 0.14 | Right | Tilt | 1 | 0585M | 1 | 98.9 | 0.754 | 0.658 | 1.033 | 1.011 | 0.687 | |
| 2412 | 1 | 802.11b | DSSS | 22 | 17.0 | 16.96 | 0.17 | Left | Cheek | 1 | 0585M | 1 | 98.9 | 0.222 | - | 1.009 | 1.011 | - | |
| 2412 | 1 | 802.11b | DSSS | 22 | 17.0 | 16.96 | 0.12 | Left | Tilt | 1 | 0585M | 1 | 98.9 | 0.282 | - | 1.009 | 1.011 | - | |
| 2412 | 1 | 802.11b | DSSS | 22 | 17.0 | 16.96 | 0.08 | Right | Cheek | 2 | 0585M | 1 | 98.9 | 0.037 | 0.018 | 1.009 | 1.011 | 0.018 | |
| 2412 | 1 | 802.11b | DSSS | 22 | 17.0 | 16.96 | 0.10 | Right | Tilt | 2 | 0585M | 1 | 98.9 | 0.036 | - | 1.009 | 1.011 | - | |
| 2412 | 1 | 802.11b | DSSS | 22 | 17.0 | 16.96 | 0.13 | Left | Cheek | 2 | 0585M | 1 | 98.9 | 0.014 | - | 1.009 | 1.011 | - | |
| 2412 | 1 | 802.11b | DSSS | 22 | 17.0 | 16.96 | 0.16 | Left | Tilt | 2 | 0585M | 1 | 98.9 | 0.020 | - | 1.009 | 1.011 | - | |
| ANSI / IEEE C95.1 1992 - SAFETY LIMIT Spatial Peak Uncontrolled Exposure/General Population | | | | | | | | | | | Head 1.6 W/kg (mW/g) averaged over 1 gram | | | | | | | | |

| | | | | |
|--------------------------------------|---|-------------------------------|---|---------------------------------|
| FCC ID A3LSMN976U |  | SAR EVALUATION REPORT |  | Approved by: Quality Manager |
| Document S/N: 1M1909040147-01.A3L | Test Dates: 09/10/19 – 11/06/19 | DUT Type: Portable Handset | | Page 128 of 212 |

**Table 11-22
DTS MIMO Head SAR**



| MEASUREMENT RESULTS | | | | | | | | | | | | | | | | | | | | | |
|---|-----|---------|---------|-----------------|-------------------------------------|-------------------------------|-------------------------------------|-------------------------------|------------------|---|---------------|-----------------|----------------------|------------------|----------------|-----------------------|----------|------------------------|-----------------------------|-------------------|--------|
| FREQUENCY | | Mode | Service | Bandwidth [MHz] | Maximum Allowed Power (Ant 1) [dBm] | Conducted Power (Ant 1) [dBm] | Maximum Allowed Power (Ant 2) [dBm] | Conducted Power (Ant 2) [dBm] | Power Drift [dB] | Side | Test Position | Antenna Config. | Device Serial Number | Data Rate (Mbps) | Duty Cycle (%) | Peak SAR of Area Scan | SAR (1g) | Scaling Factor (Power) | Scaling Factor (Duty Cycle) | Reported SAR (1g) | Plot # |
| MHz | Ch. | | | | | | | | | | | | | | | W/kg | (W/kg) | | | (W/kg) | |
| 2412 | 1 | 802.11n | OFDM | 20 | 17.0 | 16.94 | 17.0 | 16.97 | 0.02 | Right | Cheek | MIMO | 0585M | 13 | 98.4 | 0.546 | 0.381 | 1.014 | 1.016 | 0.393 | |
| 2412 | 1 | 802.11n | OFDM | 20 | 17.0 | 16.94 | 17.0 | 16.97 | 0.13 | Right | Tilt | MIMO | 0585M | 13 | 98.4 | 0.801 | 0.444 | 1.014 | 1.016 | 0.457 | |
| 2412 | 1 | 802.11n | OFDM | 20 | 17.0 | 16.94 | 17.0 | 16.97 | 0.19 | Left | Cheek | MIMO | 0585M | 13 | 98.4 | 0.128 | - | 1.014 | 1.016 | - | |
| 2412 | 1 | 802.11n | OFDM | 20 | 17.0 | 16.94 | 17.0 | 16.97 | 0.10 | Left | Tilt | MIMO | 0585M | 13 | 98.4 | 0.190 | - | 1.014 | 1.016 | - | |
| ANSI / IEEE C95.1 1992 - SAFETY LIMIT Spatial Peak Uncontrolled Exposure/General Population | | | | | | | | | | Head 1.6 W/kg (mW/g) averaged over 1 gram | | | | | | | | | | | |

Note: To achieve the 20.0 dBm maximum allowed MIMO power shown in the documentation, each antenna transmits at a maximum allowed power of 17.0 dBm.

**Table 11-23
DTS Head SAR for Conditions with 2.4 GHz and 5 GHz WLAN SAR**

| MEASUREMENT RESULTS | | | | | | | | | | | | | | | | | | | | | |
|---|-----|---------|---------|-----------------|-------------------------------------|-------------------------------|-------------------------------------|-------------------------------|------------------|---|---------------|-----------------|----------------------|------------------|----------------|-----------------------|----------|------------------------|-----------------------------|-------------------|--------|
| FREQUENCY | | Mode | Service | Bandwidth [MHz] | Maximum Allowed Power (Ant 1) [dBm] | Conducted Power (Ant 1) [dBm] | Maximum Allowed Power (Ant 2) [dBm] | Conducted Power (Ant 2) [dBm] | Power Drift [dB] | Side | Test Position | Antenna Config. | Device Serial Number | Data Rate (Mbps) | Duty Cycle (%) | Peak SAR of Area Scan | SAR (1g) | Scaling Factor (Power) | Scaling Factor (Duty Cycle) | Reported SAR (1g) | Plot # |
| MHz | Ch. | | | | | | | | | | | | | | | W/kg | (W/kg) | | | (W/kg) | |
| 2462 | 11 | 802.11n | OFDM | 20 | 14.0 | 13.95 | 14.0 | 13.73 | 0.19 | Right | Cheek | MIMO | 0600M | 13 | 98.4 | 0.351 | - | 1.064 | 1.016 | - | |
| 2462 | 11 | 802.11n | OFDM | 20 | 14.0 | 13.95 | 14.0 | 13.73 | 0.15 | Right | Tilt | MIMO | 0600M | 13 | 98.4 | 0.524 | 0.300 | 1.064 | 1.016 | 0.324 | |
| 2462 | 11 | 802.11n | OFDM | 20 | 14.0 | 13.95 | 14.0 | 13.73 | 0.14 | Left | Cheek | MIMO | 0600M | 13 | 98.4 | 0.069 | - | 1.064 | 1.016 | - | |
| 2462 | 11 | 802.11n | OFDM | 20 | 14.0 | 13.95 | 14.0 | 13.73 | 0.15 | Left | Tilt | MIMO | 0600M | 13 | 98.4 | 0.131 | - | 1.064 | 1.016 | - | |
| ANSI / IEEE C95.1 1992 - SAFETY LIMIT Spatial Peak Uncontrolled Exposure/General Population | | | | | | | | | | Head 1.6 W/kg (mW/g) averaged over 1 gram | | | | | | | | | | | |

Note: DTS MIMO was additionally evaluated at the maximum allowed output power during operations with Simultaneous 2.4 GHz and 5 GHz WLAN. 5 GHz WIFI was not transmitting during the above evaluations.

| | | | | |
|---|---|--------------------------------------|---|--|
| FCC ID A3LSMN976U |  PCTEST ENGINEERING LABORATORY, INC. | SAR EVALUATION REPORT |  | Approved by: Quality Manager |
| Document S/N: 1M1909040147-01.A3L | Test Dates: 09/10/19 – 11/06/19 | DUT Type: Portable Handset | Page 129 of 212 | |



**Table 11-24
NII Head SAR**

| MEASUREMENT RESULTS | | | | | | | | | | | | | | | | | | | |
|---|-----|----------|---------|-----------------|-----------------------------|-----------------------|------------------|-------|---------------|---|----------------------|------------------|----------------|-----------------------|----------|------------------------|-----------------------------|-------------------|--------|
| FREQUENCY | | Mode | Service | Bandwidth [MHz] | Maximum Allowed Power [dBm] | Conducted Power [dBm] | Power Drift [dB] | Side | Test Position | Antenna Config. | Device Serial Number | Data Rate (Mbps) | Duty Cycle (%) | Peak SAR of Area Scan | SAR (1g) | Scaling Factor (Power) | Scaling Factor (Duty Cycle) | Reported SAR (1g) | Plot # |
| MHz | Ch. | | | | | | | | | | | | | W/kg | (W/kg) | (W/kg) | (W/kg) | | |
| 5290 | 58 | 802.11ac | OFDM | 80 | 14.0 | 13.62 | 0.16 | Right | Cheek | 1 | 0585M | 29.3 | 94.9 | 0.183 | - | 1.091 | 1.054 | - | |
| 5290 | 58 | 802.11ac | OFDM | 80 | 14.0 | 13.62 | 0.14 | Right | Tilt | 1 | 0585M | 29.3 | 94.9 | 0.228 | 0.110 | 1.091 | 1.054 | 0.126 | |
| 5290 | 58 | 802.11ac | OFDM | 80 | 14.0 | 13.62 | 0.19 | Left | Cheek | 1 | 0585M | 29.3 | 94.9 | 0.076 | - | 1.091 | 1.054 | - | |
| 5290 | 58 | 802.11ac | OFDM | 80 | 14.0 | 13.62 | 0.17 | Left | Tilt | 1 | 0585M | 29.3 | 94.9 | 0.098 | - | 1.091 | 1.054 | - | |
| 5290 | 58 | 802.11ac | OFDM | 80 | 14.0 | 13.72 | 0.19 | Right | Cheek | 2 | 0585M | 29.3 | 94.7 | 0.030 | 0.010 | 1.067 | 1.056 | 0.011 | |
| 5290 | 58 | 802.11ac | OFDM | 80 | 14.0 | 13.72 | 0.19 | Right | Tilt | 2 | 0585M | 29.3 | 94.7 | 0.028 | - | 1.067 | 1.056 | - | |
| 5290 | 58 | 802.11ac | OFDM | 80 | 14.0 | 13.72 | 0.12 | Left | Cheek | 2 | 0585M | 29.3 | 94.7 | 0.020 | - | 1.067 | 1.056 | - | |
| 5290 | 58 | 802.11ac | OFDM | 80 | 14.0 | 13.72 | 0.19 | Left | Tilt | 2 | 0585M | 29.3 | 94.7 | 0.025 | - | 1.067 | 1.056 | - | |
| 5530 | 106 | 802.11ac | OFDM | 80 | 14.0 | 13.75 | 0.18 | Right | Cheek | 1 | 0585M | 29.3 | 94.9 | 0.278 | - | 1.059 | 1.054 | - | |
| 5530 | 106 | 802.11ac | OFDM | 80 | 14.0 | 13.75 | 0.14 | Right | Tilt | 1 | 0585M | 29.3 | 94.9 | 0.475 | 0.166 | 1.059 | 1.054 | 0.185 | |
| 5530 | 106 | 802.11ac | OFDM | 80 | 14.0 | 13.75 | 0.19 | Left | Cheek | 1 | 0585M | 29.3 | 94.9 | 0.120 | - | 1.059 | 1.054 | - | |
| 5530 | 106 | 802.11ac | OFDM | 80 | 14.0 | 13.75 | 0.13 | Left | Tilt | 1 | 0585M | 29.3 | 94.9 | 0.149 | - | 1.059 | 1.054 | - | |
| 5610 | 122 | 802.11ac | OFDM | 80 | 14.0 | 13.77 | 0.19 | Right | Cheek | 2 | 0585M | 29.3 | 94.7 | 0.072 | - | 1.054 | 1.056 | - | |
| 5610 | 122 | 802.11ac | OFDM | 80 | 14.0 | 13.77 | 0.19 | Right | Tilt | 2 | 0585M | 29.3 | 94.7 | 0.092 | 0.028 | 1.054 | 1.056 | 0.031 | |
| 5610 | 122 | 802.11ac | OFDM | 80 | 14.0 | 13.77 | 0.19 | Left | Cheek | 2 | 0585M | 29.3 | 94.7 | 0.052 | - | 1.054 | 1.056 | - | |
| 5610 | 122 | 802.11ac | OFDM | 80 | 14.0 | 13.77 | 0.19 | Left | Tilt | 2 | 0585M | 29.3 | 94.7 | 0.052 | - | 1.054 | 1.056 | - | |
| 5775 | 155 | 802.11ac | OFDM | 80 | 14.0 | 13.75 | 0.16 | Right | Cheek | 1 | 0585M | 29.3 | 94.9 | 0.564 | - | 1.059 | 1.054 | - | |
| 5775 | 155 | 802.11ac | OFDM | 80 | 14.0 | 13.75 | -0.03 | Right | Tilt | 1 | 0585M | 29.3 | 94.9 | 0.687 | 0.284 | 1.059 | 1.054 | 0.317 | A22 |
| 5775 | 155 | 802.11ac | OFDM | 80 | 14.0 | 13.75 | -0.04 | Left | Cheek | 1 | 0585M | 29.3 | 94.9 | 0.203 | - | 1.059 | 1.054 | - | |
| 5775 | 155 | 802.11ac | OFDM | 80 | 14.0 | 13.75 | 0.12 | Left | Tilt | 1 | 0585M | 29.3 | 94.9 | 0.278 | - | 1.059 | 1.054 | - | |
| 5775 | 155 | 802.11ac | OFDM | 80 | 14.0 | 13.89 | 0.19 | Right | Cheek | 2 | 0585M | 29.3 | 94.7 | 0.027 | - | 1.026 | 1.056 | - | |
| 5775 | 155 | 802.11ac | OFDM | 80 | 14.0 | 13.89 | 0.19 | Right | Tilt | 2 | 0585M | 29.3 | 94.7 | 0.043 | - | 1.026 | 1.056 | - | |
| 5775 | 155 | 802.11ac | OFDM | 80 | 14.0 | 13.89 | 0.19 | Left | Cheek | 2 | 0585M | 29.3 | 94.7 | 0.059 | - | 1.026 | 1.056 | - | |
| 5775 | 155 | 802.11ac | OFDM | 80 | 14.0 | 13.89 | 0.19 | Left | Tilt | 2 | 0585M | 29.3 | 94.7 | 0.070 | 0.025 | 1.026 | 1.056 | 0.027 | |
| ANSI / IEEE C95.1 1992 - SAFETY LIMIT Spatial Peak Uncontrolled Exposure/General Population | | | | | | | | | | Head 1.6 W/kg (mW/g) averaged over 1 gram | | | | | | | | | |

**Table 11-25
NII MIMO Head SAR**



| MEASUREMENT RESULTS | | | | | | | | | | | | | | | | | | | | | |
|---|-----|----------|---------|-----------------|-------------------------------------|-------------------------------|-------------------------------------|-------------------------------|------------------|---|---------------|-----------------|----------------------|------------------|----------------|-----------------------|----------|------------------------|-----------------------------|-------------------|--------|
| FREQUENCY | | Mode | Service | Bandwidth [MHz] | Maximum Allowed Power (Ant 1) [dBm] | Conducted Power (Ant 1) [dBm] | Maximum Allowed Power (Ant 2) [dBm] | Conducted Power (Ant 2) [dBm] | Power Drift [dB] | Side | Test Position | Antenna Config. | Device Serial Number | Data Rate (Mbps) | Duty Cycle (%) | Peak SAR of Area Scan | SAR (1g) | Scaling Factor (Power) | Scaling Factor (Duty Cycle) | Reported SAR (1g) | Plot # |
| MHz | Ch. | | | | | | | | | | | | | | | W/kg | (W/kg) | (W/kg) | (W/kg) | | |
| 5290 | 58 | 802.11ac | OFDM | 80 | 14.0 | 13.62 | 14.0 | 13.72 | -0.21 | Right | Cheek | MIMO | 0600M | 58.5 | 90.1 | 0.474 | - | 1.091 | 1.110 | - | |
| 5290 | 58 | 802.11ac | OFDM | 80 | 14.0 | 13.62 | 14.0 | 13.72 | 0.13 | Right | Tilt | MIMO | 0600M | 58.5 | 90.1 | 0.541 | 0.201 | 1.091 | 1.110 | 0.243 | |
| 5290 | 58 | 802.11ac | OFDM | 80 | 14.0 | 13.62 | 14.0 | 13.72 | 0.12 | Left | Cheek | MIMO | 0600M | 58.5 | 90.1 | 0.150 | - | 1.091 | 1.110 | - | |
| 5290 | 58 | 802.11ac | OFDM | 80 | 14.0 | 13.62 | 14.0 | 13.72 | 0.19 | Left | Tilt | MIMO | 0600M | 58.5 | 90.1 | 0.176 | - | 1.091 | 1.110 | - | |
| 5690 | 138 | 802.11ac | OFDM | 80 | 14.0 | 13.69 | 14.0 | 13.77 | 0.19 | Right | Cheek | MIMO | 0600M | 58.5 | 90.1 | 0.435 | - | 1.074 | 1.110 | - | |
| 5690 | 138 | 802.11ac | OFDM | 80 | 14.0 | 13.69 | 14.0 | 13.77 | 0.04 | Right | Tilt | MIMO | 0600M | 58.5 | 90.1 | 0.490 | 0.191 | 1.074 | 1.110 | 0.228 | |
| 5690 | 138 | 802.11ac | OFDM | 80 | 14.0 | 13.69 | 14.0 | 13.77 | 0.13 | Left | Cheek | MIMO | 0600M | 58.5 | 90.1 | 0.156 | - | 1.074 | 1.110 | - | |
| 5690 | 138 | 802.11ac | OFDM | 80 | 14.0 | 13.69 | 14.0 | 13.77 | 0.09 | Left | Tilt | MIMO | 0600M | 58.5 | 90.1 | 0.228 | - | 1.074 | 1.110 | - | |
| 5775 | 155 | 802.11ac | OFDM | 80 | 14.0 | 13.75 | 14.0 | 13.89 | 0.19 | Right | Cheek | MIMO | 0600M | 58.5 | 90.1 | 0.496 | - | 1.059 | 1.110 | - | |
| 5775 | 155 | 802.11ac | OFDM | 80 | 14.0 | 13.75 | 14.0 | 13.89 | 0.11 | Right | Tilt | MIMO | 0600M | 58.5 | 90.1 | 0.635 | 0.236 | 1.059 | 1.110 | 0.277 | |
| 5775 | 155 | 802.11ac | OFDM | 80 | 14.0 | 13.75 | 14.0 | 13.89 | 0.13 | Left | Cheek | MIMO | 0600M | 58.5 | 90.1 | 0.229 | - | 1.059 | 1.110 | - | |
| 5775 | 155 | 802.11ac | OFDM | 80 | 14.0 | 13.75 | 14.0 | 13.89 | 0.06 | Left | Tilt | MIMO | 0600M | 58.5 | 90.1 | 0.314 | - | 1.059 | 1.110 | - | |
| ANSI / IEEE C95.1 1992 - SAFETY LIMIT Spatial Peak Uncontrolled Exposure/General Population | | | | | | | | | | Head 1.6 W/kg (mW/g) averaged over 1 gram | | | | | | | | | | | |

Note: To achieve the 17.0 dBm maximum allowed MIMO power shown in the documentation, each antenna transmits at a maximum allowed power of 14.0 dBm.

| | | | | |
|--------------------------------------|---|-------------------------------|---|---------------------------------|
| FCC ID A3LSMN976U |  | SAR EVALUATION REPORT |  | Approved by: Quality Manager |
| Document S/N: 1M1909040147-01.A3L | Test Dates: 09/10/19 – 11/06/19 | DUT Type: Portable Handset | Page 130 of 212 | |

**Table 11-26
DSS Head SAR**

| MEASUREMENT RESULTS | | | | | | | | | | | | | | | | |
|---|-----|-----------|---------|-----------------------------|-----------------------|------------------|---|---------------|----------------------|------------------|----------------|----------|-----------------------------|-----------------------------|-------------------|--------|
| FREQUENCY | | Mode | Service | Maximum Allowed Power [dBm] | Conducted Power [dBm] | Power Drift [dB] | Side | Test Position | Device Serial Number | Data Rate (Mbps) | Duty Cycle (%) | SAR (1g) | Scaling Factor (Cond Power) | Scaling Factor (Duty Cycle) | Reported SAR (1g) | Plot # |
| MHz | Ch. | | | | | | | | | | | (W/kg) | | | (W/kg) | |
| 2480.00 | 78 | Bluetooth | FHSS | 14.5 | 13.99 | 0.01 | Right | Cheek | 0600M | 1 | 76.8 | 0.193 | 1.125 | 1.302 | 0.283 | |
| 2480.00 | 78 | Bluetooth | FHSS | 14.5 | 13.99 | 0.07 | Right | Tilt | 0600M | 1 | 76.8 | 0.246 | 1.125 | 1.302 | 0.360 | A23 |
| 2480.00 | 78 | Bluetooth | FHSS | 14.5 | 13.99 | 0.20 | Left | Cheek | 0600M | 1 | 76.8 | 0.048 | 1.125 | 1.302 | 0.070 | |
| 2480.00 | 78 | Bluetooth | FHSS | 14.5 | 13.99 | 0.13 | Left | Tilt | 0600M | 1 | 76.8 | 0.056 | 1.125 | 1.302 | 0.082 | |
| ANSI / IEEE C95.1 1992 - SAFETY LIMIT Spatial Peak Uncontrolled Exposure/General Population | | | | | | | Head 1.6 W/kg (mW/g) averaged over 1 gram | | | | | | | | | |



| | | | | |
|---|---|--------------------------------------|---|--|
| FCC ID A3LSMN976U |  PCTEST ENGINEERING LABORATORY, INC. | SAR EVALUATION REPORT |  | Approved by: Quality Manager |
| Document S/N: 1M1909040147-01.A3L | Test Dates: 09/10/19 – 11/06/19 | DUT Type: Portable Handset | | Page 131 of 212 |

11.2 Standalone Body-Worn SAR Data

**Table 11-27
GSM/UMTS Body-Worn SAR Data**

| MEASUREMENT RESULTS | | | | | | | | | | | | | | | |
|---|------|-----------|---------|-----------------------------|-----------------------|------------------|---|-----------|----------------------|------------|------|----------|----------------|-------------------|--------|
| FREQUENCY | | Mode | Service | Maximum Allowed Power [dBm] | Conducted Power [dBm] | Power Drift [dB] | Spacing | Ant State | Device Serial Number | Duty Cycle | Side | SAR (1g) | Scaling Factor | Reported SAR (1g) | Plot # |
| MHz | Ch. | | | | | | | | | | | (W/kg) | | (W/kg) | |
| 836.60 | 190 | GSM 850 | GSM | 33.5 | 32.80 | 0.01 | 15 mm | N/A | 0098M | 1:8.3 | back | 0.142 | 1.175 | 0.167 | A24 |
| 1880.00 | 661 | GSM 1900 | GSM | 30.0 | 29.09 | -0.04 | 15 mm | N/A | 0099M | 1:8.3 | back | 0.273 | 1.233 | 0.337 | A26 |
| 836.60 | 4183 | UMTS 850 | RMC | 25.5 | 24.64 | -0.01 | 15 mm | 0 | 0098M | 1:1 | back | 0.245 | 1.219 | 0.299 | A28 |
| 1712.40 | 1312 | UMTS 1750 | RMC | 25.0 | 24.40 | 0.00 | 15 mm | 23 | 0099M | 1:1 | back | 0.661 | 1.148 | 0.759 | |
| 1732.40 | 1412 | UMTS 1750 | RMC | 25.0 | 24.39 | -0.02 | 15 mm | 23 | 0099M | 1:1 | back | 0.737 | 1.151 | 0.848 | |
| 1752.60 | 1513 | UMTS 1750 | RMC | 25.0 | 24.41 | -0.02 | 15 mm | 23 | 0099M | 1:1 | back | 0.759 | 1.146 | 0.870 | A30 |
| 1852.40 | 9262 | UMTS 1900 | RMC | 25.0 | 24.43 | -0.04 | 15 mm | 0 | 0099M | 1:1 | back | 0.550 | 1.140 | 0.627 | |
| 1880.00 | 9400 | UMTS 1900 | RMC | 25.0 | 24.50 | -0.06 | 15 mm | 0 | 0099M | 1:1 | back | 0.695 | 1.122 | 0.780 | |
| 1907.60 | 9538 | UMTS 1900 | RMC | 25.0 | 24.49 | 0.14 | 15 mm | 0 | 0099M | 1:1 | back | 0.893 | 1.125 | 1.005 | A32 |
| 1907.60 | 9538 | UMTS 1900 | RMC | 25.0 | 24.49 | -0.09 | 15 mm | 0 | 0099M | 1:1 | back | 0.861 | 1.125 | 0.969 | |
| ANSI / IEEE C95.1 1992 - SAFETY LIMIT Spatial Peak Uncontrolled Exposure/General Population | | | | | | | Body 1.6 W/kg (mW/g) averaged over 1 gram | | | | | | | | |

Note: Blue entries represent variability measurements.



| | | | | |
|--------------------------------------|---|-------------------------------|---|---------------------------------|
| FCC ID A3LSMN976U |  | SAR EVALUATION REPORT |  | Approved by: Quality Manager |
| Document S/N: 1M1909040147-01.A3L | Test Dates: 09/10/19 – 11/06/19 | DUT Type: Portable Handset | | Page 132 of 212 |

**Table 11-28
LTE Body-Worn SAR**

| MEASUREMENT RESULTS | | | | | | | | | | | | | | | | | | | | |
|---|--------|----------|--------------------|-----------|-----------------------------|-----------------------|------------------|----------|----------------------|---|---------|-----------|---------|-------|------------|----------|----------------|-------------------|--------|-----|
| FREQUENCY | | Mode | Bandwidth [MHz] | Ant State | Maximum Allowed Power [dBm] | Conducted Power [dBm] | Power Drift [dB] | MPR [dB] | Device Serial Number | Modulation | RB Size | RB Offset | Spacing | Side | Duty Cycle | SAR (1g) | Scaling Factor | Reported SAR (1g) | Plot # | |
| MHz | Ch. | | | | | | | | | | | | | | | (W/kg) | | (W/kg) | | |
| 680.50 | 133297 | Mid | LTE Band 71 | 20 | 0 | 25.8 | 25.06 | -0.01 | 0 | 0103M | QPSK | 1 | 0 | 15 mm | back | 1:1 | 0.150 | 1.186 | 0.178 | A34 |
| 680.50 | 133297 | Mid | LTE Band 71 | 20 | 0 | 24.8 | 24.11 | 0.03 | 1 | 0103M | QPSK | 50 | 25 | 15 mm | back | 1:1 | 0.125 | 1.172 | 0.147 | |
| 707.50 | 23095 | Mid | LTE Band 12 | 10 | 0 | 25.8 | 24.88 | -0.05 | 0 | 0103M | QPSK | 1 | 0 | 15 mm | back | 1:1 | 0.173 | 1.236 | 0.214 | A38 |
| 707.50 | 23095 | Mid | LTE Band 12 | 10 | 0 | 24.8 | 23.87 | -0.01 | 1 | 0103M | QPSK | 25 | 12 | 15 mm | back | 1:1 | 0.154 | 1.239 | 0.191 | |
| 782.00 | 23230 | Mid | LTE Band 13 | 10 | 0 | 25.8 | 24.50 | 0.05 | 0 | 0103M | QPSK | 1 | 0 | 15 mm | back | 1:1 | 0.204 | 1.349 | 0.275 | A40 |
| 782.00 | 23230 | Mid | LTE Band 13 | 10 | 0 | 24.8 | 23.68 | -0.01 | 1 | 0103M | QPSK | 25 | 12 | 15 mm | back | 1:1 | 0.181 | 1.294 | 0.234 | |
| 793.00 | 23330 | Mid | LTE Band 14 | 10 | 0 | 25.3 | 24.40 | 0.02 | 0 | 0103M | QPSK | 1 | 0 | 15 mm | back | 1:1 | 0.205 | 1.230 | 0.252 | A42 |
| 793.00 | 23330 | Mid | LTE Band 14 | 10 | 0 | 24.3 | 23.29 | 0.02 | 1 | 0103M | QPSK | 25 | 12 | 15 mm | back | 1:1 | 0.156 | 1.262 | 0.197 | |
| 831.50 | 26865 | Mid | LTE Band 26 (Cell) | 15 | 0 | 25.8 | 25.01 | 0.00 | 0 | 0103M | QPSK | 1 | 0 | 15 mm | back | 1:1 | 0.255 | 1.199 | 0.306 | A44 |
| 831.50 | 26865 | Mid | LTE Band 26 (Cell) | 15 | 0 | 24.8 | 24.17 | 0.03 | 1 | 0103M | QPSK | 36 | 0 | 15 mm | back | 1:1 | 0.202 | 1.156 | 0.234 | |
| 1720.00 | 132072 | Low | LTE Band 66 (AWS) | 20 | 23 | 25.0 | 24.26 | 0.05 | 0 | 0096M | QPSK | 1 | 0 | 15 mm | back | 1:1 | 0.610 | 1.186 | 0.723 | |
| 1745.00 | 132322 | Mid | LTE Band 66 (AWS) | 20 | 23 | 25.0 | 24.58 | 0.13 | 0 | 0096M | QPSK | 1 | 0 | 15 mm | back | 1:1 | 0.835 | 1.102 | 0.920 | A50 |
| 1770.00 | 132572 | High | LTE Band 66 (AWS) | 20 | 23 | 25.0 | 24.29 | -0.06 | 0 | 0096M | QPSK | 1 | 99 | 15 mm | back | 1:1 | 0.776 | 1.178 | 0.914 | |
| 1745.00 | 132322 | Mid | LTE Band 66 (AWS) | 20 | 23 | 24.0 | 23.81 | 0.01 | 1 | 0096M | QPSK | 50 | 25 | 15 mm | back | 1:1 | 0.672 | 1.045 | 0.702 | |
| 1745.00 | 132322 | Mid | LTE Band 66 (AWS) | 20 | 23 | 24.0 | 23.64 | 0.03 | 1 | 0096M | QPSK | 100 | 0 | 15 mm | back | 1:1 | 0.649 | 1.086 | 0.705 | |
| 1860.00 | 26140 | Low | LTE Band 25 (PCS) | 20 | 23 | 25.0 | 24.03 | -0.05 | 0 | 0096M | QPSK | 1 | 50 | 15 mm | back | 1:1 | 0.575 | 1.250 | 0.719 | A52 |
| 1882.50 | 26365 | Mid | LTE Band 25 (PCS) | 20 | 23 | 25.0 | 24.00 | 0.00 | 0 | 0096M | QPSK | 1 | 0 | 15 mm | back | 1:1 | 0.526 | 1.259 | 0.662 | |
| 1905.00 | 26590 | High | LTE Band 25 (PCS) | 20 | 23 | 25.0 | 24.06 | 0.03 | 0 | 0096M | QPSK | 1 | 0 | 15 mm | back | 1:1 | 0.544 | 1.242 | 0.676 | |
| 1905.00 | 26590 | High | LTE Band 25 (PCS) | 20 | 23 | 24.0 | 23.26 | -0.04 | 1 | 0096M | QPSK | 50 | 25 | 15 mm | back | 1:1 | 0.387 | 1.186 | 0.459 | |
| 1860.00 | 18700 | Low | LTE Band 2 (PCS) | 20 | 22 | 25.0 | 24.00 | 0.11 | 0 | 0096M | QPSK | 1 | 99 | 15 mm | back | 1:1 | 0.734 | 1.259 | 0.924 | A54 |
| 1880.00 | 18900 | Mid | LTE Band 2 (PCS) | 20 | 22 | 25.0 | 24.03 | 0.05 | 0 | 0096M | QPSK | 1 | 99 | 15 mm | back | 1:1 | 0.718 | 1.250 | 0.898 | |
| 1900.00 | 19100 | High | LTE Band 2 (PCS) | 20 | 22 | 25.0 | 24.19 | 0.06 | 0 | 0096M | QPSK | 1 | 0 | 15 mm | back | 1:1 | 0.641 | 1.205 | 0.772 | |
| 1900.00 | 19100 | High | LTE Band 2 (PCS) | 20 | 22 | 24.0 | 23.20 | 0.07 | 1 | 0096M | QPSK | 50 | 25 | 15 mm | back | 1:1 | 0.478 | 1.202 | 0.575 | |
| 1860.00 | 18700 | Low | LTE Band 2 (PCS) | 20 | 22 | 24.0 | 23.10 | 0.04 | 1 | 0096M | QPSK | 100 | 0 | 15 mm | back | 1:1 | 0.607 | 1.230 | 0.747 | |
| 2310.00 | 27710 | Mid | LTE Band 30 | 10 | N/A | 24.0 | 23.33 | 0.03 | 0 | 0089M | QPSK | 1 | 25 | 15 mm | back | 1:1 | 0.503 | 1.167 | 0.587 | A56 |
| 2310.00 | 27710 | Mid | LTE Band 30 | 10 | N/A | 23.0 | 22.44 | 0.02 | 1 | 0089M | QPSK | 25 | 12 | 15 mm | back | 1:1 | 0.400 | 1.138 | 0.455 | |
| 2510.00 | 20850 | Low | LTE Band 7 | 20 | N/A | 24.0 | 23.67 | -0.08 | 0 | 0089M | QPSK | 1 | 0 | 15 mm | back | 1:1 | 0.336 | 1.079 | 0.363 | A58 |
| 2510.00 | 20850 | Low | LTE Band 7 | 20 | N/A | 23.0 | 22.76 | 0.00 | 1 | 0089M | QPSK | 50 | 0 | 15 mm | back | 1:1 | 0.278 | 1.057 | 0.294 | |
| 3646.70 | 56207 | Mid-High | LTE Band 48 | 20 | N/A | 23.0 | 22.33 | -0.08 | 0 | 0073M | QPSK | 1 | 0 | 15 mm | back | 1:1.58 | 0.111 | 1.167 | 0.130 | A60 |
| 3646.70 | 56207 | Mid-High | LTE Band 48 | 20 | N/A | 22.0 | 21.31 | 0.04 | 1 | 0073M | QPSK | 50 | 0 | 15 mm | back | 1:1.58 | 0.088 | 1.172 | 0.103 | |
| ANSI / IEEE C95.1 1992 - SAFETY LIMIT Spatial Peak Uncontrolled Exposure/General Population | | | | | | | | | | Body 1.6 W/kg (mW/g) averaged over 1 gram | | | | | | | | | | |

**Table 11-29
LTE Band 5 Body-Worn SAR**

| MEASUREMENT RESULTS | | | | | | | | | | | | | | | | | | | | | | |
|---|-------------------|-----------|-------|------|-------------------|-----------|-----------------------------|-----------------------|------------------|---|----------------------|------------|---------|-----------|---------|-------|------------|----------|----------------|-------------------|--------|-----|
| 1 CC Uplink / 2 CC Uplink | Component Carrier | FREQUENCY | | Mode | Bandwidth [MHz] | Ant State | Maximum Allowed Power [dBm] | Conducted Power [dBm] | Power Drift [dB] | MPR [dB] | Device Serial Number | Modulation | RB Size | RB Offset | Spacing | Side | Duty Cycle | SAR (1g) | Scaling Factor | Reported SAR (1g) | Plot # | |
| | | MHz | Ch. | | | | | | | | | | | | | | | (W/kg) | | (W/kg) | | |
| 1 CC Uplink | N/A | 836.50 | 20525 | Mid | LTE Band 5 (Cell) | 10 | 0 | 25.8 | 24.80 | 0.00 | 0 | 0103M | QPSK | 1 | 0 | 15 mm | back | 1:1 | 0.217 | 1.259 | 0.273 | |
| 1 CC Uplink | N/A | 836.50 | 20525 | Mid | LTE Band 5 (Cell) | 10 | 0 | 24.8 | 23.82 | 0.01 | 1 | 0103M | QPSK | 25 | 12 | 15 mm | back | 1:1 | 0.175 | 1.253 | 0.219 | |
| 2 CC Uplink | PCC | 836.50 | 20525 | Mid | LTE Band 5 (Cell) | 10 | 0 | 25.8 | 25.59 | 0.00 | 0 | 0103M | QPSK | 1 | 0 | 15 mm | back | 1:1 | 0.271 | 1.050 | 0.285 | A46 |
| | SCC | 829.30 | 20453 | | | 5 | | | | | | | | 1 | 24 | | | | | | | |
| ANSI / IEEE C95.1 1992 - SAFETY LIMIT Spatial Peak Uncontrolled Exposure/General Population | | | | | | | | | | Body 1.6 W/kg (mW/g) averaged over 1 gram | | | | | | | | | | | | |

| | | | | |
|--------------------------------------|---|-------------------------------|---|---------------------------------|
| FCC ID A3LSMN976U |  | SAR EVALUATION REPORT |  | Approved by: Quality Manager |
| Document S/N: 1M1909040147-01.A3L | Test Dates: 09/10/19 – 11/06/19 | DUT Type: Portable Handset | Page 133 of 212 | |

**Table 11-30
NR Body-Worn SAR**



| MEASUREMENT RESULTS | | | | | | | | | | | | | | | | | | | | |
|---|--------|------|-------------------|-----------|-----------------------------|-----------------------|------------------|----------|----------------------|---|-----------------|-----------|---------|-------|------------|----------|----------------|-------------------|--------|-----|
| FREQUENCY | | Mode | Bandwidth [MHz] | Ant State | Maximum Allowed Power [dBm] | Conducted Power [dBm] | Power Drift [dB] | MPR [dB] | Device Serial Number | Modulation | RB Size | RB Offset | Spacing | Side | Duty Cycle | SAR (1g) | Scaling Factor | Reported SAR (1g) | Plot # | |
| MHz | Ch. | | | | | | | | | | | | | | | (W/kg) | | (W/kg) | | |
| 680.50 | 136100 | Mid | NR Band n71 | 20 | 0 | 25.8 | 25.15 | 0.12 | 0 | 0428M | DFT-s-OFDM QPSK | 1 | 53 | 15 mm | back | 1:1 | 0.132 | 1.161 | 0.153 | A36 |
| 680.50 | 136100 | Mid | NR Band n71 | 20 | 0 | 24.3 | 23.15 | 0.04 | 1.5 | 0428M | CP-OFDM QPSK | 1 | 1 | 15 mm | back | 1:1 | 0.098 | 1.303 | 0.128 | |
| 680.50 | 136100 | Mid | NR Band n71 | 20 | 0 | 25.8 | 25.15 | -0.11 | 0 | 0428M | DFT-s-OFDM QPSK | 50 | 26 | 15 mm | back | 1:1 | 0.132 | 1.161 | 0.153 | |
| 836.50 | 167300 | Mid | NR Band n5 (Cell) | 20 | 0 | 25.8 | 24.74 | 0.03 | 0 | 0665M | DFT-s-OFDM QPSK | 1 | 1 | 15 mm | back | 1:1 | 0.260 | 1.276 | 0.332 | |
| 836.50 | 167300 | Mid | NR Band n5 (Cell) | 20 | 0 | 24.3 | 23.39 | -0.03 | 1.5 | 0665M | CP-OFDM QPSK | 1 | 1 | 15 mm | back | 1:1 | 0.185 | 1.233 | 0.228 | |
| 836.50 | 167300 | Mid | NR Band n5 (Cell) | 20 | 0 | 25.8 | 24.65 | -0.02 | 0 | 0665M | DFT-s-OFDM QPSK | 50 | 26 | 15 mm | back | 1:1 | 0.261 | 1.303 | 0.340 | A48 |
| ANSI / IEEE C95.1 1992 - SAFETY LIMIT Spatial Peak Uncontrolled Exposure/General Population | | | | | | | | | | Body 1.6 W/kg (mW/g) averaged over 1 gram | | | | | | | | | | |

**Table 11-31
LTE Band 41 Body-Worn SAR**

| MEASUREMENT RESULTS | | | | | | | | | | | | | | | | | | | | |
|---|-----------|-------|----------|-----------------|-----------------------------|-----------------------|------------------|----------|----------------------|---|---------|-----------|---------|-------|------------|----------|----------------|-------------------|--------|-----|
| Power Class | FREQUENCY | | Mode | Bandwidth [MHz] | Maximum Allowed Power [dBm] | Conducted Power [dBm] | Power Drift [dB] | MPR [dB] | Device Serial Number | Modulation | RB Size | RB Offset | Spacing | Side | Duty Cycle | SAR (1g) | Scaling Factor | Reported SAR (1g) | Plot # | |
| | MHz | Ch. | | | | | | | | | | | | | | (W/kg) | | (W/kg) | | |
| Power Class 3 | 2636.50 | 41055 | Mid-High | LTE Band 41 | 20 | 24.5 | 24.07 | 0.14 | 0 | 0089M | QPSK | 1 | 50 | 15 mm | back | 1:1.58 | 0.235 | 1.104 | 0.259 | |
| Power Class 3 | 2636.50 | 41055 | Mid-High | LTE Band 41 | 20 | 23.5 | 23.08 | -0.04 | 1 | 0089M | QPSK | 50 | 0 | 15 mm | back | 1:1.58 | 0.163 | 1.102 | 0.180 | |
| Power Class 2 | 2636.50 | 41055 | Mid-High | LTE Band 41 | 20 | 27.5 | 26.79 | 0.05 | 0 | 0089M | QPSK | 1 | 50 | 15 mm | back | 1:2.31 | 0.290 | 1.178 | 0.342 | A62 |
| ANSI / IEEE C95.1 1992 - SAFETY LIMIT Spatial Peak Uncontrolled Exposure/General Population | | | | | | | | | | Body 1.6 W/kg (mW/g) averaged over 1 gram | | | | | | | | | | |

**Table 11-32
DTS Body-Worn SAR**

| MEASUREMENT RESULTS | | | | | | | | | | | | | | | | | | | |
|---|-----|---------|---------|-----------------|-----------------------------|-----------------------|------------------|---------|-----------------|---|------------------|------|----------------|-----------------------|----------|------------------------|-----------------------------|-------------------|--------|
| FREQUENCY | | Mode | Service | Bandwidth [MHz] | Maximum Allowed Power [dBm] | Conducted Power [dBm] | Power Drift [dB] | Spacing | Antenna Config. | Device Serial Number | Data Rate (Mbps) | Side | Duty Cycle (%) | Peak SAR of Area Scan | SAR (1g) | Scaling Factor (Power) | Scaling Factor (Duty Cycle) | Reported SAR (1g) | Plot # |
| MHz | Ch. | | | | | | | | | | | | | (W/kg) | (W/kg) | | | (W/kg) | |
| 2412 | 1 | 802.11b | DSSS | 22 | 20.5 | 20.48 | 0.05 | 15 mm | 1 | 0585M | 1 | back | 98.9 | 0.183 | 0.123 | 1.005 | 1.011 | 0.125 | A64 |
| 2412 | 1 | 802.11b | DSSS | 22 | 20.5 | 20.48 | -0.01 | 15 mm | 2 | 0585M | 1 | back | 98.9 | 0.031 | 0.019 | 1.005 | 1.011 | 0.019 | |
| ANSI / IEEE C95.1 1992 - SAFETY LIMIT Spatial Peak Uncontrolled Exposure/General Population | | | | | | | | | | Body 1.6 W/kg (mW/g) averaged over 1 gram | | | | | | | | | |

| | | | | |
|---|---|--------------------------------------|---|--|
| FCC ID A3LSMN976U |  PCTEST ENGINEERING LABORATORY, INC. | SAR EVALUATION REPORT |  | Approved by: Quality Manager |
| Document S/N: 1M1909040147-01.A3L | Test Dates: 09/10/19 – 11/06/19 | DUT Type: Portable Handset | Page 134 of 212 | |

**Table 11-33
DTS MIMO Body-Worn SAR**

| MEASUREMENT RESULTS | | | | | | | | | | | | | | | | | | | | | |
|---|-----|---------|---------|-----------------|-------------------------------------|-------------------------------|-------------------------------------|-------------------------------|------------------|---------|-----------------|----------------------|------------------|------|---|-----------------------|----------|------------------------|-----------------------------|-------------------|--------|
| FREQUENCY | | Mode | Service | Bandwidth [MHz] | Maximum Allowed Power (Ant 1) [dBm] | Conducted Power (Ant 1) [dBm] | Maximum Allowed Power (Ant 2) [dBm] | Conducted Power (Ant 2) [dBm] | Power Drift [dB] | Spacing | Antenna Config. | Device Serial Number | Data Rate (Mbps) | Side | Duty Cycle (%) | Peak SAR of Area Scan | SAR (1g) | Scaling Factor (Power) | Scaling Factor (Duty Cycle) | Reported SAR (1g) | Plot # |
| MHz | Ch. | | | | | | | | | | | | | | | W/kg | (W/kg) | | | (W/kg) | |
| 2462 | 11 | 802.11n | OFDM | 20 | 18.0 | 17.76 | 18.0 | 17.71 | 0.17 | 15 mm | MIMO | 0585M | 13 | back | 98.4 | 0.092 | 0.056 | 1.069 | 1.016 | 0.061 | |
| ANSI / IEEE C95.1 1992 - SAFETY LIMIT Spatial Peak Uncontrolled Exposure/General Population | | | | | | | | | | | | | | | Body 1.6 W/kg (mW/g) averaged over 1 gram | | | | | | |

Note: To achieve the 21.0 dBm maximum allowed MIMO power shown in the documentation, each antenna transmits at a maximum allowed power of 18.0 dBm

**Table 11-34
DTS Body-Worn SAR for Conditions with 2.4 GHz and 5 GHz WLAN SAR and/or NR Active**

| MEASUREMENT RESULTS | | | | | | | | | | | | | | | | | | | | | |
|---|-----|---------|---------|-----------------|-------------------------------------|-------------------------------|-------------------------------------|-------------------------------|------------------|---------|-----------------|----------------------|------------------|------|---|-----------------------|----------|------------------------|-----------------------------|-------------------|--------|
| FREQUENCY | | Mode | Service | Bandwidth [MHz] | Maximum Allowed Power (Ant 1) [dBm] | Conducted Power (Ant 1) [dBm] | Maximum Allowed Power (Ant 2) [dBm] | Conducted Power (Ant 2) [dBm] | Power Drift [dB] | Spacing | Antenna Config. | Device Serial Number | Data Rate (Mbps) | Side | Duty Cycle (%) | Peak SAR of Area Scan | SAR (1g) | Scaling Factor (Power) | Scaling Factor (Duty Cycle) | Reported SAR (1g) | Plot # |
| MHz | Ch. | | | | | | | | | | | | | | | W/kg | (W/kg) | | | (W/kg) | |
| 2412 | 1 | 802.11n | OFDM | 20 | 17.0 | 16.94 | 17.0 | 16.97 | 0.12 | 15 mm | MIMO | 0585M | 13 | back | 98.4 | 0.048 | 0.025 | 1.014 | 1.016 | 0.026 | |
| ANSI / IEEE C95.1 1992 - SAFETY LIMIT Spatial Peak Uncontrolled Exposure/General Population | | | | | | | | | | | | | | | Body 1.6 W/kg (mW/g) averaged over 1 gram | | | | | | |

Note: DTS MIMO was additionally evaluated at the maximum allowed output power during operations with Simultaneous 2.4 GHz and 5 GHz WLAN. 5 GHz WIFI was not transmitting during the above evaluations.



**Table 11-35
NII Body-Worn SAR**

| MEASUREMENT RESULTS | | | | | | | | | | | | | | | | | | | | |
|---|-----|---------|---------|-----------------|-----------------------------|-----------------------|------------------|---------|-----------------|----------------------|------------------|------|----------------|-----------------------|---|------------------------|-----------------------------|-------------------|--------|--|
| FREQUENCY | | Mode | Service | Bandwidth [MHz] | Maximum Allowed Power [dBm] | Conducted Power [dBm] | Power Drift [dB] | Spacing | Antenna Config. | Device Serial Number | Data Rate (Mbps) | Side | Duty Cycle (%) | Peak SAR of Area Scan | SAR (1g) | Scaling Factor (Power) | Scaling Factor (Duty Cycle) | Reported SAR (1g) | Plot # | |
| MHz | Ch. | | | | | | | | | | | | | W/kg | (W/kg) | | | (W/kg) | | |
| 5260 | 52 | 802.11a | OFDM | 20 | 18.0 | 17.93 | -0.14 | 15 mm | 1 | 0585M | 6 | back | 98.8 | 0.304 | 0.142 | 1.016 | 1.012 | 0.146 | | |
| 5280 | 56 | 802.11a | OFDM | 20 | 18.0 | 17.98 | 0.15 | 15 mm | 2 | 0585M | 6 | back | 98.8 | 0.070 | 0.025 | 1.005 | 1.012 | 0.025 | | |
| 5720 | 144 | 802.11a | OFDM | 20 | 18.0 | 17.94 | 0.06 | 15 mm | 1 | 0585M | 6 | back | 98.8 | 0.358 | 0.186 | 1.014 | 1.012 | 0.191 | | |
| 5620 | 124 | 802.11a | OFDM | 20 | 18.0 | 17.85 | 0.13 | 15 mm | 2 | 0585M | 6 | back | 98.8 | 0.166 | 0.070 | 1.035 | 1.012 | 0.073 | | |
| 5785 | 157 | 802.11a | OFDM | 20 | 18.0 | 17.91 | 0.12 | 15 mm | 1 | 0585M | 6 | back | 98.8 | 0.503 | 0.245 | 1.021 | 1.012 | 0.253 | | |
| 5785 | 157 | 802.11a | OFDM | 20 | 18.0 | 17.95 | 0.19 | 15 mm | 2 | 0585M | 6 | back | 98.8 | 0.110 | 0.049 | 1.012 | 1.012 | 0.050 | | |
| ANSI / IEEE C95.1 1992 - SAFETY LIMIT Spatial Peak Uncontrolled Exposure/General Population | | | | | | | | | | | | | | | Body 1.6 W/kg (mW/g) averaged over 1 gram | | | | | |

**Table 11-36
NII MIMO Body-Worn SAR**

| MEASUREMENT RESULTS | | | | | | | | | | | | | | | | | | | | | |
|---|-----|---------|---------|-----------------|-------------------------------------|-------------------------------|-------------------------------------|-------------------------------|------------------|---------|-----------------|----------------------|------------------|------|---|-----------------------|----------|------------------------|-----------------------------|-------------------|--------|
| FREQUENCY | | Mode | Service | Bandwidth [MHz] | Maximum Allowed Power (Ant 1) [dBm] | Conducted Power (Ant 1) [dBm] | Maximum Allowed Power (Ant 2) [dBm] | Conducted Power (Ant 2) [dBm] | Power Drift [dB] | Spacing | Antenna Config. | Device Serial Number | Data Rate (Mbps) | Side | Duty Cycle (%) | Peak SAR of Area Scan | SAR (1g) | Scaling Factor (Power) | Scaling Factor (Duty Cycle) | Reported SAR (1g) | Plot # |
| MHz | Ch. | | | | | | | | | | | | | | | W/kg | (W/kg) | | | (W/kg) | |
| 5300 | 60 | 802.11n | OFDM | 20 | 18.0 | 17.95 | 18.0 | 17.86 | -0.15 | 15 mm | MIMO | 0585M | 13 | back | 99.7 | 0.364 | 0.176 | 1.033 | 1.003 | 0.182 | |
| 5620 | 124 | 802.11n | OFDM | 20 | 18.0 | 17.94 | 18.0 | 17.58 | -0.06 | 15 mm | MIMO | 0585M | 13 | back | 99.7 | 0.514 | 0.255 | 1.102 | 1.003 | 0.282 | |
| 5825 | 165 | 802.11n | OFDM | 20 | 18.0 | 17.88 | 18.0 | 17.92 | -0.02 | 15 mm | MIMO | 0585M | 13 | back | 99.7 | 0.623 | 0.303 | 1.028 | 1.003 | 0.312 | A66 |
| ANSI / IEEE C95.1 1992 - SAFETY LIMIT Spatial Peak Uncontrolled Exposure/General Population | | | | | | | | | | | | | | | Body 1.6 W/kg (mW/g) averaged over 1 gram | | | | | | |

Note: To achieve the 21.0 dBm maximum allowed MIMO power shown in the documentation, each antenna transmits at a maximum allowed power of 18.0 dBm

| | | | | |
|---|---|--------------------------------------|---|--|
| FCC ID A3LSMN976U |  PCTEST ENGINEERING LABORATORY, INC. | SAR EVALUATION REPORT |  | Approved by: Quality Manager |
| Document S/N: 1M1909040147-01.A3L | Test Dates: 09/10/19 – 11/06/19 | DUT Type: Portable Handset | Page 135 of 212 | |



**Table 11-37
NII Body-Worn SAR for Conditions with 2.4 GHz and 5 GHz WLAN SAR and/or NR Active**

| MEASUREMENT RESULTS | | | | | | | | | | | | | | | | | | | | | |
|--|-----|----------|---------|-----------------|-------------------------------------|-------------------------------|-------------------------------------|-------------------------------|------------------|---|-----------------|----------------------|------------------|------|----------------|-----------------------|----------|------------------------|-----------------------------|-------------------|--------|
| FREQUENCY | | Mode | Service | Bandwidth [MHz] | Maximum Allowed Power (Ant 1) [dBm] | Conducted Power (Ant 1) [dBm] | Maximum Allowed Power (Ant 2) [dBm] | Conducted Power (Ant 2) [dBm] | Power Drift [dB] | Spacing | Antenna Config. | Device Serial Number | Data Rate (Mbps) | Side | Duty Cycle (%) | Peak SAR of Area Scan | SAR (1g) | Scaling Factor (Power) | Scaling Factor (Duty Cycle) | Reported SAR (1g) | Plot # |
| MHz | Ch. | | | | | | | | | | | | | | | W/kg | (W/kg) | (W/kg) | (W/kg) | | |
| 5290 | 58 | 802.11ac | OFDM | 80 | 14.0 | 13.62 | 14.0 | 13.72 | 0.13 | 15 mm | MIMO | 0585M | 58.5 | back | 90.1 | 0.088 | 0.042 | 1.091 | 1.110 | 0.051 | |
| 5690 | 138 | 802.11ac | OFDM | 80 | 14.0 | 13.69 | 14.0 | 13.77 | 0.16 | 15 mm | MIMO | 0585M | 58.5 | back | 90.1 | 0.178 | 0.074 | 1.074 | 1.110 | 0.088 | |
| 5775 | 155 | 802.11ac | OFDM | 80 | 14.0 | 13.75 | 14.0 | 13.89 | -0.10 | 15 mm | MIMO | 0585M | 58.5 | back | 90.1 | 0.219 | 0.093 | 1.059 | 1.110 | 0.109 | |
| ANSI / IEEE C95.1 1992 - SAFETY LIMIT | | | | | | | | | | Body | | | | | | | | | | | |
| Spatial Peak Uncontrolled Exposure/General Population | | | | | | | | | | 1.6 W/kg (mW/g) averaged over 1 gram | | | | | | | | | | | |

Note: NII MIMO was additionally evaluated at the maximum allowed output power during operations with Simultaneous 2.4 GHz and 5 GHz WLAN. 2.4 GHz WIFI was not transmitting during the above evaluations.

**Table 11-38
DSS Body-Worn SAR**

| MEASUREMENT RESULTS | | | | | | | | | | | | | | | | | | |
|--|-----|-----------|---------|-----------------------------|-----------------------|------------------|---------|----------------------|------------------|---|----------------|----------|-----------------------------|-----------------------------|-------------------|--------|--|--|
| FREQUENCY | | Mode | Service | Maximum Allowed Power [dBm] | Conducted Power [dBm] | Power Drift [dB] | Spacing | Device Serial Number | Data Rate (Mbps) | Side | Duty Cycle (%) | SAR (1g) | Scaling Factor (Cond Power) | Scaling Factor (Duty Cycle) | Reported SAR (1g) | Plot # | | |
| MHz | Ch. | | | | | | | | | | | (W/kg) | (W/kg) | (W/kg) | | | | |
| 2480 | 78 | Bluetooth | FHSS | 14.5 | 13.99 | 0.12 | 15 mm | 0600M | 1 | back | 76.8 | 0.018 | 1.125 | 1.302 | 0.026 | A68 | | |
| ANSI / IEEE C95.1 1992 - SAFETY LIMIT | | | | | | | | | | Body | | | | | | | | |
| Spatial Peak Uncontrolled Exposure/General Population | | | | | | | | | | 1.6 W/kg (mW/g) averaged over 1 gram | | | | | | | | |

| | | | | |
|--------------------------------------|--|-------------------------------|---|---------------------------------|
| FCC ID A3LSMN976U |  PCTEST <small>ENGINEERING LABORATORY, INC.</small> | SAR EVALUATION REPORT |  | Approved by: Quality Manager |
| Document S/N: 1M1909040147-01.A3L | Test Dates: 09/10/19 – 11/06/19 | DUT Type: Portable Handset | | Page 136 of 212 |

11.3 Standalone Hotspot SAR Data

**Table 11-39
GPRS/UMTS Hotspot SAR Data**

| MEASUREMENT RESULTS | | | | | | | | | | | | | | | | |
|---|------|-----------|---------|-----------------------------|-----------------------|------------------|---------|-----------------------------|----------------------|-----------------|------------|--------|----------|----------------|-------------------|---------|
| FREQUENCY | | Mode | Service | Maximum Allowed Power [dBm] | Conducted Power [dBm] | Power Drift [dB] | Spacing | Ant State | Device Serial Number | # of Time Slots | Duty Cycle | Side | SAR (1g) | Scaling Factor | Reported SAR (1g) | Pilot # |
| MHz | Ch. | | | | | | | | | | | | (W/kg) | | (W/kg) | |
| 836.60 | 190 | GSM 850 | GPRS | 30.5 | 29.64 | -0.05 | 10 mm | N/A | 0098M | 3 | 1:2.76 | back | 0.352 | 1.219 | 0.429 | A25 |
| 836.60 | 190 | GSM 850 | GPRS | 30.5 | 29.64 | 0.08 | 10 mm | N/A | 0098M | 3 | 1:2.76 | front | 0.227 | 1.219 | 0.277 | |
| 836.60 | 190 | GSM 850 | GPRS | 30.5 | 29.64 | 0.01 | 10 mm | N/A | 0098M | 3 | 1:2.76 | bottom | 0.206 | 1.219 | 0.251 | |
| 836.60 | 190 | GSM 850 | GPRS | 30.5 | 29.64 | 0.05 | 10 mm | N/A | 0098M | 3 | 1:2.76 | right | 0.149 | 1.219 | 0.182 | |
| 836.60 | 190 | GSM 850 | GPRS | 30.5 | 29.64 | 0.13 | 10 mm | N/A | 0098M | 3 | 1:2.76 | left | 0.058 | 1.219 | 0.071 | |
| 1880.00 | 661 | GSM 1900 | GPRS | 23.5 | 23.25 | -0.10 | 10 mm | N/A | 0099M | 3 | 1:2.76 | back | 0.408 | 1.059 | 0.432 | |
| 1880.00 | 661 | GSM 1900 | GPRS | 23.5 | 23.25 | -0.07 | 10 mm | N/A | 0099M | 3 | 1:2.76 | front | 0.326 | 1.059 | 0.345 | |
| 1850.20 | 512 | GSM 1900 | GPRS | 23.5 | 22.80 | 0.15 | 10 mm | N/A | 0099M | 3 | 1:2.76 | bottom | 0.670 | 1.175 | 0.787 | |
| 1880.00 | 661 | GSM 1900 | GPRS | 23.5 | 23.25 | -0.02 | 10 mm | N/A | 0099M | 3 | 1:2.76 | bottom | 0.724 | 1.059 | 0.767 | |
| 1909.80 | 810 | GSM 1900 | GPRS | 23.5 | 23.07 | 0.14 | 10 mm | N/A | 0099M | 3 | 1:2.76 | bottom | 0.889 | 1.104 | 0.981 | A27 |
| 1880.00 | 661 | GSM 1900 | GPRS | 23.5 | 23.25 | 0.03 | 10 mm | N/A | 0099M | 3 | 1:2.76 | right | 0.040 | 1.059 | 0.042 | |
| 1880.00 | 661 | GSM 1900 | GPRS | 23.5 | 23.25 | -0.13 | 10 mm | N/A | 0099M | 3 | 1:2.76 | left | 0.051 | 1.059 | 0.054 | |
| 826.40 | 4132 | UMTS 850 | RMC | 25.5 | 24.63 | -0.10 | 10 mm | 0 | 0098M | N/A | 1:1 | back | 0.614 | 1.222 | 0.750 | |
| 836.60 | 4183 | UMTS 850 | RMC | 25.5 | 24.64 | -0.03 | 10 mm | 0 | 0098M | N/A | 1:1 | back | 0.552 | 1.219 | 0.673 | |
| 846.60 | 4233 | UMTS 850 | RMC | 25.5 | 24.44 | 0.01 | 10 mm | 0 | 0098M | N/A | 1:1 | back | 0.706 | 1.276 | 0.901 | A29 |
| 836.60 | 4183 | UMTS 850 | RMC | 25.5 | 24.64 | 0.02 | 10 mm | 0 | 0098M | N/A | 1:1 | front | 0.345 | 1.219 | 0.421 | |
| 836.60 | 4183 | UMTS 850 | RMC | 25.5 | 24.64 | -0.02 | 10 mm | 0 | 0098M | N/A | 1:1 | bottom | 0.290 | 1.219 | 0.354 | |
| 836.60 | 4183 | UMTS 850 | RMC | 25.5 | 24.64 | 0.05 | 10 mm | 0 | 0098M | N/A | 1:1 | right | 0.224 | 1.219 | 0.273 | |
| 836.60 | 4183 | UMTS 850 | RMC | 25.5 | 24.64 | 0.02 | 10 mm | 0 | 0098M | N/A | 1:1 | left | 0.073 | 1.219 | 0.089 | |
| 1732.40 | 1412 | UMTS 1750 | RMC | 20.0 | 19.34 | -0.02 | 10 mm | 23 | 0099M | N/A | 1:1 | back | 0.457 | 1.164 | 0.532 | |
| 1732.40 | 1412 | UMTS 1750 | RMC | 20.0 | 19.34 | 0.03 | 10 mm | 23 | 0099M | N/A | 1:1 | front | 0.329 | 1.164 | 0.383 | |
| 1712.40 | 1312 | UMTS 1750 | RMC | 20.0 | 19.44 | 0.02 | 10 mm | 23 | 0099M | N/A | 1:1 | bottom | 0.681 | 1.138 | 0.775 | |
| 1732.40 | 1412 | UMTS 1750 | RMC | 20.0 | 19.34 | -0.01 | 10 mm | 23 | 0099M | N/A | 1:1 | bottom | 0.746 | 1.164 | 0.868 | |
| 1752.60 | 1513 | UMTS 1750 | RMC | 20.0 | 19.41 | 0.14 | 10 mm | 23 | 0099M | N/A | 1:1 | bottom | 0.756 | 1.146 | 0.866 | A31 |
| 1732.40 | 1412 | UMTS 1750 | RMC | 20.0 | 19.34 | 0.10 | 10 mm | 23 | 0099M | N/A | 1:1 | right | 0.055 | 1.164 | 0.064 | |
| 1732.40 | 1412 | UMTS 1750 | RMC | 20.0 | 19.34 | 0.06 | 10 mm | 23 | 0099M | N/A | 1:1 | left | 0.072 | 1.164 | 0.084 | |
| 1880.00 | 9400 | UMTS 1900 | RMC | 18.5 | 18.45 | 0.05 | 10 mm | 0 | 0099M | N/A | 1:1 | back | 0.307 | 1.012 | 0.311 | |
| 1880.00 | 9400 | UMTS 1900 | RMC | 18.5 | 18.45 | 0.01 | 10 mm | 0 | 0099M | N/A | 1:1 | front | 0.248 | 1.012 | 0.251 | |
| 1852.40 | 9262 | UMTS 1900 | RMC | 18.5 | 18.31 | -0.02 | 10 mm | 0 | 0099M | N/A | 1:1 | bottom | 0.577 | 1.045 | 0.603 | |
| 1880.00 | 9400 | UMTS 1900 | RMC | 18.5 | 18.45 | -0.04 | 10 mm | 0 | 0099M | N/A | 1:1 | bottom | 0.610 | 1.012 | 0.617 | |
| 1907.60 | 9538 | UMTS 1900 | RMC | 18.5 | 18.46 | -0.04 | 10 mm | 0 | 0099M | N/A | 1:1 | bottom | 0.621 | 1.009 | 0.627 | A33 |
| 1880.00 | 9400 | UMTS 1900 | RMC | 18.5 | 18.45 | 0.07 | 10 mm | 0 | 0099M | N/A | 1:1 | right | 0.044 | 1.012 | 0.045 | |
| 1880.00 | 9400 | UMTS 1900 | RMC | 18.5 | 18.45 | 0.02 | 10 mm | 0 | 0099M | N/A | 1:1 | left | 0.056 | 1.012 | 0.057 | |
| ANSI / IEEE C95.1 1992 - SAFETY LIMIT | | | | | | | | Body | | | | | | | | |
| Spatial Peak | | | | | | | | 1.6 W/kg (mW/g) | | | | | | | | |
| Uncontrolled Exposure/General Population | | | | | | | | averaged over 1 gram | | | | | | | | |





| | | | | |
|---|---|--------------------------------------|---|--|
| FCC ID A3LSMN976U |  PCTEST ENGINEERING LABORATORY, INC. | SAR EVALUATION REPORT |  | Approved by: Quality Manager |
| Document S/N: 1M1909040147-01.A3L | Test Dates: 09/10/19 – 11/06/19 | DUT Type: Portable Handset | Page 137 of 212 | |

Table 11-40
LTE Band 71 Hotspot SAR

| MEASUREMENT RESULTS | | | | | | | | | | | | | | | | | | | | |
|---|--------|------|-----------------|-----------|-----------------------------|-----------------------|------------------|----------|----------------------|---|---------|-----------|---------|-------|------------|-----------------|----------------|--------------------------|--------|-----|
| FREQUENCY | | Mode | Bandwidth [MHz] | Ant State | Maximum Allowed Power [dBm] | Conducted Power [dBm] | Power Drift [dB] | MPR [dB] | Device Serial Number | Modulation | RB Size | RB Offset | Spacing | Side | Duty Cycle | SAR (1g) (W/kg) | Scaling Factor | Reported SAR (1g) (W/kg) | Plot # | |
| MHz | Ch. | | | | | | | | | | | | | | | | | | | |
| 680.50 | 133297 | Md | LTE Band 71 | 20 | 0 | 25.8 | 25.06 | -0.04 | 0 | 0103M | QPSK | 1 | 0 | 10 mm | back | 1:1 | 0.249 | 1.186 | 0.295 | A35 |
| 680.50 | 133297 | Md | LTE Band 71 | 20 | 0 | 24.8 | 24.11 | 0.00 | 1 | 0103M | QPSK | 50 | 25 | 10 mm | back | 1:1 | 0.218 | 1.172 | 0.255 | |
| 680.50 | 133297 | Md | LTE Band 71 | 20 | 0 | 25.8 | 25.06 | -0.03 | 0 | 0103M | QPSK | 1 | 0 | 10 mm | front | 1:1 | 0.168 | 1.186 | 0.199 | |
| 680.50 | 133297 | Md | LTE Band 71 | 20 | 0 | 24.8 | 24.11 | -0.06 | 1 | 0103M | QPSK | 50 | 25 | 10 mm | front | 1:1 | 0.145 | 1.172 | 0.170 | |
| 680.50 | 133297 | Md | LTE Band 71 | 20 | 0 | 25.8 | 25.06 | -0.03 | 0 | 0103M | QPSK | 1 | 0 | 10 mm | bottom | 1:1 | 0.120 | 1.186 | 0.142 | |
| 680.50 | 133297 | Md | LTE Band 71 | 20 | 0 | 24.8 | 24.11 | -0.04 | 1 | 0103M | QPSK | 50 | 25 | 10 mm | bottom | 1:1 | 0.096 | 1.172 | 0.113 | |
| 680.50 | 133297 | Md | LTE Band 71 | 20 | 0 | 25.8 | 25.06 | -0.01 | 0 | 0103M | QPSK | 1 | 0 | 10 mm | right | 1:1 | 0.149 | 1.186 | 0.177 | |
| 680.50 | 133297 | Md | LTE Band 71 | 20 | 0 | 24.8 | 24.11 | -0.01 | 1 | 0103M | QPSK | 50 | 25 | 10 mm | right | 1:1 | 0.108 | 1.172 | 0.127 | |
| 680.50 | 133297 | Md | LTE Band 71 | 20 | 0 | 25.8 | 25.06 | -0.06 | 0 | 0103M | QPSK | 1 | 0 | 10 mm | left | 1:1 | 0.107 | 1.186 | 0.127 | |
| 680.50 | 133297 | Md | LTE Band 71 | 20 | 0 | 24.8 | 24.11 | -0.04 | 1 | 0103M | QPSK | 50 | 25 | 10 mm | left | 1:1 | 0.088 | 1.172 | 0.103 | |
| ANSI / IEEE C95.1 1992 - SAFETY LIMIT Spatial Peak Uncontrolled Exposure/General Population | | | | | | | | | | Body 1.6 W/kg (mW/g) averaged over 1 gram | | | | | | | | | | |

Table 11-41
NR Band n71 Hotspot SAR

| MEASUREMENT RESULTS | | | | | | | | | | | | | | | | | | | | |
|---|--------|------|-----------------|-----------|-----------------------------|-----------------------|------------------|----------|----------------------|---|-----------------|-----------|---------|-------|------------|-----------------|----------------|--------------------------|--------|-----|
| FREQUENCY | | Mode | Bandwidth [MHz] | Ant State | Maximum Allowed Power [dBm] | Conducted Power [dBm] | Power Drift [dB] | MPR [dB] | Device Serial Number | Modulation | RB Size | RB Offset | Spacing | Side | Duty Cycle | SAR (1g) (W/kg) | Scaling Factor | Reported SAR (1g) (W/kg) | Plot # | |
| MHz | Ch. | | | | | | | | | | | | | | | | | | | |
| 680.50 | 136100 | Md | NR Band n71 | 20 | 0 | 25.8 | 25.15 | 0.00 | 0 | 0428M | DFT-s-OFDM QPSK | 1 | 53 | 10 mm | back | 1:1 | 0.197 | 1.161 | 0.229 | |
| 680.50 | 136100 | Md | NR Band n71 | 20 | 0 | 24.3 | 23.15 | -0.07 | 1.5 | 0428M | CP-OFDM QPSK | 1 | 1 | 10 mm | back | 1:1 | 0.146 | 1.303 | 0.190 | |
| 680.50 | 136100 | Md | NR Band n71 | 20 | 0 | 25.8 | 25.15 | -0.06 | 0 | 0428M | DFT-s-OFDM QPSK | 50 | 26 | 10 mm | back | 1:1 | 0.199 | 1.161 | 0.231 | A37 |
| 680.50 | 136100 | Md | NR Band n71 | 20 | 0 | 25.8 | 25.15 | -0.02 | 0 | 0428M | DFT-s-OFDM QPSK | 1 | 53 | 10 mm | front | 1:1 | 0.145 | 1.161 | 0.168 | |
| 680.50 | 136100 | Md | NR Band n71 | 20 | 0 | 25.8 | 25.15 | -0.08 | 0 | 0428M | DFT-s-OFDM QPSK | 50 | 26 | 10 mm | front | 1:1 | 0.143 | 1.161 | 0.166 | |
| 680.50 | 136100 | Md | NR Band n71 | 20 | 0 | 25.8 | 25.15 | -0.12 | 0 | 0428M | DFT-s-OFDM QPSK | 1 | 53 | 10 mm | bottom | 1:1 | 0.123 | 1.161 | 0.143 | |
| 680.50 | 136100 | Md | NR Band n71 | 20 | 0 | 25.8 | 25.15 | -0.09 | 0 | 0428M | DFT-s-OFDM QPSK | 50 | 26 | 10 mm | bottom | 1:1 | 0.128 | 1.161 | 0.149 | |
| 680.50 | 136100 | Md | NR Band n71 | 20 | 0 | 25.8 | 25.15 | 0.06 | 0 | 0428M | DFT-s-OFDM QPSK | 1 | 53 | 10 mm | right | 1:1 | 0.138 | 1.161 | 0.160 | |
| 680.50 | 136100 | Md | NR Band n71 | 20 | 0 | 25.8 | 25.15 | -0.10 | 0 | 0428M | DFT-s-OFDM QPSK | 50 | 26 | 10 mm | right | 1:1 | 0.139 | 1.161 | 0.161 | |
| 680.50 | 136100 | Md | NR Band n71 | 20 | 0 | 25.8 | 25.15 | -0.02 | 0 | 0428M | DFT-s-OFDM QPSK | 1 | 53 | 10 mm | left | 1:1 | 0.091 | 1.161 | 0.106 | |
| 680.50 | 136100 | Md | NR Band n71 | 20 | 0 | 25.8 | 25.15 | -0.09 | 0 | 0428M | DFT-s-OFDM QPSK | 50 | 26 | 10 mm | left | 1:1 | 0.092 | 1.161 | 0.107 | |
| ANSI / IEEE C95.1 1992 - SAFETY LIMIT Spatial Peak Uncontrolled Exposure/General Population | | | | | | | | | | Body 1.6 W/kg (mW/g) averaged over 1 gram | | | | | | | | | | |

| | | | | |
|---|---|--------------------------------------|---|--|
| FCC ID A3LSMN976U |  PCTEST ENGINEERING LABORATORY, INC. | SAR EVALUATION REPORT |  | Approved by: Quality Manager |
| Document S/N: 1M1909040147-01.A3L | Test Dates: 09/10/19 – 11/06/19 | DUT Type: Portable Handset | | Page 138 of 212 |

**Table 11-42
LTE Band 12 Hotspot SAR**

| MEASUREMENT RESULTS | | | | | | | | | | | | | | | | | | | | |
|---|-------|------|-----------------|-----------|-----------------------------|-----------------------|------------------|----------|----------------------|---|---------|-----------|---------|-------|------------|----------|----------------|-------------------|--------|-----|
| FREQUENCY | | Mode | Bandwidth [MHz] | Ant State | Maximum Allowed Power [dBm] | Conducted Power [dBm] | Power Drift [dB] | MPR [dB] | Device Serial Number | Modulation | RB Size | RB Offset | Spacing | Side | Duty Cycle | SAR (1g) | Scaling Factor | Reported SAR (1g) | Plot # | |
| MHz | Ch. | | | | | | | | | | | | | | | (W/kg) | | (W/kg) | | |
| 707.50 | 23095 | Mid | LTE Band 12 | 10 | 0 | 25.8 | 24.88 | -0.01 | 0 | 0103M | QPSK | 1 | 0 | 10 mm | back | 1:1 | 0.282 | 1.236 | 0.349 | A39 |
| 707.50 | 23095 | Mid | LTE Band 12 | 10 | 0 | 24.8 | 23.87 | 0.00 | 1 | 0103M | QPSK | 25 | 12 | 10 mm | back | 1:1 | 0.263 | 1.239 | 0.326 | |
| 707.50 | 23095 | Mid | LTE Band 12 | 10 | 0 | 25.8 | 24.88 | -0.02 | 0 | 0103M | QPSK | 1 | 0 | 10 mm | front | 1:1 | 0.199 | 1.236 | 0.246 | |
| 707.50 | 23095 | Mid | LTE Band 12 | 10 | 0 | 24.8 | 23.87 | -0.02 | 1 | 0103M | QPSK | 25 | 12 | 10 mm | front | 1:1 | 0.191 | 1.239 | 0.237 | |
| 707.50 | 23095 | Mid | LTE Band 12 | 10 | 0 | 25.8 | 24.88 | 0.02 | 0 | 0103M | QPSK | 1 | 0 | 10 mm | bottom | 1:1 | 0.162 | 1.236 | 0.200 | |
| 707.50 | 23095 | Mid | LTE Band 12 | 10 | 0 | 24.8 | 23.87 | 0.01 | 1 | 0103M | QPSK | 25 | 12 | 10 mm | bottom | 1:1 | 0.153 | 1.239 | 0.190 | |
| 707.50 | 23095 | Mid | LTE Band 12 | 10 | 0 | 25.8 | 24.88 | -0.04 | 0 | 0103M | QPSK | 1 | 0 | 10 mm | right | 1:1 | 0.171 | 1.236 | 0.211 | |
| 707.50 | 23095 | Mid | LTE Band 12 | 10 | 0 | 24.8 | 23.87 | 0.06 | 1 | 0103M | QPSK | 25 | 12 | 10 mm | right | 1:1 | 0.153 | 1.239 | 0.190 | |
| 707.50 | 23095 | Mid | LTE Band 12 | 10 | 0 | 25.8 | 24.88 | -0.04 | 0 | 0103M | QPSK | 1 | 0 | 10 mm | left | 1:1 | 0.103 | 1.236 | 0.127 | |
| 707.50 | 23095 | Mid | LTE Band 12 | 10 | 0 | 24.8 | 23.87 | -0.07 | 1 | 0103M | QPSK | 25 | 12 | 10 mm | left | 1:1 | 0.087 | 1.239 | 0.108 | |
| ANSI / IEEE C95.1 1992 - SAFETY LIMIT Spatial Peak Uncontrolled Exposure/General Population | | | | | | | | | | Body 1.6 W/kg (mW/g) averaged over 1 gram | | | | | | | | | | |

**Table 11-43
LTE Band 13 Hotspot SAR**

| MEASUREMENT RESULTS | | | | | | | | | | | | | | | | | | | | |
|---|-------|------|-----------------|-----------|-----------------------------|-----------------------|------------------|----------|----------------------|---|---------|-----------|---------|-------|------------|----------|----------------|-------------------|--------|-----|
| FREQUENCY | | Mode | Bandwidth [MHz] | Ant State | Maximum Allowed Power [dBm] | Conducted Power [dBm] | Power Drift [dB] | MPR [dB] | Device Serial Number | Modulation | RB Size | RB Offset | Spacing | Side | Duty Cycle | SAR (1g) | Scaling Factor | Reported SAR (1g) | Plot # | |
| MHz | Ch. | | | | | | | | | | | | | | | (W/kg) | | (W/kg) | | |
| 782.00 | 23230 | Mid | LTE Band 13 | 10 | 0 | 25.8 | 24.50 | -0.02 | 0 | 0103M | QPSK | 1 | 0 | 10 mm | back | 1:1 | 0.420 | 1.349 | 0.567 | A41 |
| 782.00 | 23230 | Mid | LTE Band 13 | 10 | 0 | 24.8 | 23.68 | -0.03 | 1 | 0103M | QPSK | 25 | 12 | 10 mm | back | 1:1 | 0.354 | 1.294 | 0.458 | |
| 782.00 | 23230 | Mid | LTE Band 13 | 10 | 0 | 25.8 | 24.50 | 0.03 | 0 | 0103M | QPSK | 1 | 0 | 10 mm | front | 1:1 | 0.263 | 1.349 | 0.355 | |
| 782.00 | 23230 | Mid | LTE Band 13 | 10 | 0 | 24.8 | 23.68 | 0.08 | 1 | 0103M | QPSK | 25 | 12 | 10 mm | front | 1:1 | 0.231 | 1.294 | 0.299 | |
| 782.00 | 23230 | Mid | LTE Band 13 | 10 | 0 | 25.8 | 24.50 | -0.06 | 0 | 0103M | QPSK | 1 | 0 | 10 mm | bottom | 1:1 | 0.273 | 1.349 | 0.368 | |
| 782.00 | 23230 | Mid | LTE Band 13 | 10 | 0 | 24.8 | 23.68 | 0.00 | 1 | 0103M | QPSK | 25 | 12 | 10 mm | bottom | 1:1 | 0.222 | 1.294 | 0.287 | |
| 782.00 | 23230 | Mid | LTE Band 13 | 10 | 0 | 25.8 | 24.50 | 0.02 | 0 | 0103M | QPSK | 1 | 0 | 10 mm | right | 1:1 | 0.210 | 1.349 | 0.283 | |
| 782.00 | 23230 | Mid | LTE Band 13 | 10 | 0 | 24.8 | 23.68 | 0.02 | 1 | 0103M | QPSK | 25 | 12 | 10 mm | right | 1:1 | 0.153 | 1.294 | 0.198 | |
| 782.00 | 23230 | Mid | LTE Band 13 | 10 | 0 | 25.8 | 24.50 | 0.08 | 0 | 0103M | QPSK | 1 | 0 | 10 mm | left | 1:1 | 0.085 | 1.349 | 0.115 | |
| 782.00 | 23230 | Mid | LTE Band 13 | 10 | 0 | 24.8 | 23.68 | 0.00 | 1 | 0103M | QPSK | 25 | 12 | 10 mm | left | 1:1 | 0.070 | 1.294 | 0.091 | |
| ANSI / IEEE C95.1 1992 - SAFETY LIMIT Spatial Peak Uncontrolled Exposure/General Population | | | | | | | | | | Body 1.6 W/kg (mW/g) averaged over 1 gram | | | | | | | | | | |





| | | | | |
|--------------------------------------|--|-------------------------------|---|---------------------------------|
| FCC ID A3LSMN976U |  PCTEST ENGINEERING LABORATORY, INC. | SAR EVALUATION REPORT |  | Approved by: Quality Manager |
| Document S/N: 1M1909040147-01.A3L | Test Dates: 09/10/19 – 11/06/19 | DUT Type: Portable Handset | Page 139 of 212 | |

Table 11-44
LTE Band 14 Hotspot SAR

| MEASUREMENT RESULTS | | | | | | | | | | | | | | | | | | | | |
|---|-------|------|-----------------|-----------|-----------------------------|-----------------------|------------------|----------|----------------------|---|---------|-----------|---------|-------|------------|----------|----------------|-------------------|--------|-----|
| FREQUENCY | | Mode | Bandwidth [MHz] | Ant State | Maximum Allowed Power [dBm] | Conducted Power [dBm] | Power Drift [dB] | MPR [dB] | Device Serial Number | Modulation | RB Size | RB Offset | Spacing | Side | Duty Cycle | SAR (1g) | Scaling Factor | Reported SAR (1g) | Plot # | |
| MHz | Ch. | | | | | | | | | | | | | | | (W/kg) | | (W/kg) | | |
| 793.00 | 23330 | Mid | LTE Band 14 | 10 | 0 | 25.3 | 24.40 | -0.01 | 0 | 0103M | QPSK | 1 | 0 | 10 mm | back | 1:1 | 0.406 | 1.230 | 0.499 | A43 |
| 793.00 | 23330 | Mid | LTE Band 14 | 10 | 0 | 24.3 | 23.29 | 0.00 | 1 | 0103M | QPSK | 25 | 12 | 10 mm | back | 1:1 | 0.318 | 1.262 | 0.401 | |
| 793.00 | 23330 | Mid | LTE Band 14 | 10 | 0 | 25.3 | 24.40 | 0.04 | 0 | 0103M | QPSK | 1 | 0 | 10 mm | front | 1:1 | 0.256 | 1.230 | 0.315 | |
| 793.00 | 23330 | Mid | LTE Band 14 | 10 | 0 | 24.3 | 23.29 | 0.07 | 1 | 0103M | QPSK | 25 | 12 | 10 mm | front | 1:1 | 0.200 | 1.262 | 0.252 | |
| 793.00 | 23330 | Mid | LTE Band 14 | 10 | 0 | 25.3 | 24.40 | -0.04 | 0 | 0103M | QPSK | 1 | 0 | 10 mm | bottom | 1:1 | 0.237 | 1.230 | 0.292 | |
| 793.00 | 23330 | Mid | LTE Band 14 | 10 | 0 | 24.3 | 23.29 | -0.04 | 1 | 0103M | QPSK | 25 | 12 | 10 mm | bottom | 1:1 | 0.176 | 1.262 | 0.222 | |
| 793.00 | 23330 | Mid | LTE Band 14 | 10 | 0 | 25.3 | 24.40 | -0.04 | 0 | 0103M | QPSK | 1 | 0 | 10 mm | right | 1:1 | 0.184 | 1.230 | 0.226 | |
| 793.00 | 23330 | Mid | LTE Band 14 | 10 | 0 | 24.3 | 23.29 | -0.01 | 1 | 0103M | QPSK | 25 | 12 | 10 mm | right | 1:1 | 0.123 | 1.262 | 0.155 | |
| 793.00 | 23330 | Mid | LTE Band 14 | 10 | 0 | 25.3 | 24.40 | -0.12 | 0 | 0103M | QPSK | 1 | 0 | 10 mm | left | 1:1 | 0.083 | 1.230 | 0.102 | |
| 793.00 | 23330 | Mid | LTE Band 14 | 10 | 0 | 24.3 | 23.29 | 0.05 | 1 | 0103M | QPSK | 25 | 12 | 10 mm | left | 1:1 | 0.053 | 1.262 | 0.067 | |
| ANSI / IEEE C95.1 1992 - SAFETY LIMIT Spatial Peak Uncontrolled Exposure/General Population | | | | | | | | | | Body 1.6 W/kg (mW/g) averaged over 1 gram | | | | | | | | | | |

Table 11-45
LTE Band 26 (Cell) Hotspot SAR

| MEASUREMENT RESULTS | | | | | | | | | | | | | | | | | | | | |
|---|-------|------|--------------------|-----------|-----------------------------|-----------------------|------------------|----------|----------------------|---|---------|-----------|---------|-------|------------|----------|----------------|-------------------|--------|-----|
| FREQUENCY | | Mode | Bandwidth [MHz] | Ant State | Maximum Allowed Power [dBm] | Conducted Power [dBm] | Power Drift [dB] | MPR [dB] | Device Serial Number | Modulation | RB Size | RB Offset | Spacing | Side | Duty Cycle | SAR (1g) | Scaling Factor | Reported SAR (1g) | Plot # | |
| MHz | Ch. | | | | | | | | | | | | | | | (W/kg) | | (W/kg) | | |
| 831.50 | 26865 | Mid | LTE Band 26 (Cell) | 15 | 0 | 25.8 | 25.01 | 0.00 | 0 | 0103M | QPSK | 1 | 0 | 10 mm | back | 1:1 | 0.462 | 1.199 | 0.554 | A45 |
| 831.50 | 26865 | Mid | LTE Band 26 (Cell) | 15 | 0 | 24.8 | 24.17 | 0.02 | 1 | 0103M | QPSK | 36 | 0 | 10 mm | back | 1:1 | 0.382 | 1.156 | 0.442 | |
| 831.50 | 26865 | Mid | LTE Band 26 (Cell) | 15 | 0 | 25.8 | 25.01 | -0.02 | 0 | 0103M | QPSK | 1 | 0 | 10 mm | front | 1:1 | 0.354 | 1.199 | 0.424 | |
| 831.50 | 26865 | Mid | LTE Band 26 (Cell) | 15 | 0 | 24.8 | 24.17 | 0.05 | 1 | 0103M | QPSK | 36 | 0 | 10 mm | front | 1:1 | 0.299 | 1.156 | 0.346 | |
| 831.50 | 26865 | Mid | LTE Band 26 (Cell) | 15 | 0 | 25.8 | 25.01 | -0.04 | 0 | 0103M | QPSK | 1 | 0 | 10 mm | bottom | 1:1 | 0.354 | 1.199 | 0.424 | |
| 831.50 | 26865 | Mid | LTE Band 26 (Cell) | 15 | 0 | 24.8 | 24.17 | -0.05 | 1 | 0103M | QPSK | 36 | 0 | 10 mm | bottom | 1:1 | 0.288 | 1.156 | 0.333 | |
| 831.50 | 26865 | Mid | LTE Band 26 (Cell) | 15 | 0 | 25.8 | 25.01 | 0.00 | 0 | 0103M | QPSK | 1 | 0 | 10 mm | right | 1:1 | 0.182 | 1.199 | 0.218 | |
| 831.50 | 26865 | Mid | LTE Band 26 (Cell) | 15 | 0 | 24.8 | 24.17 | 0.04 | 1 | 0103M | QPSK | 36 | 0 | 10 mm | right | 1:1 | 0.135 | 1.156 | 0.156 | |
| 831.50 | 26865 | Mid | LTE Band 26 (Cell) | 15 | 0 | 25.8 | 25.01 | 0.08 | 0 | 0103M | QPSK | 1 | 0 | 10 mm | left | 1:1 | 0.071 | 1.199 | 0.085 | |
| 831.50 | 26865 | Mid | LTE Band 26 (Cell) | 15 | 0 | 24.8 | 24.17 | 0.07 | 1 | 0103M | QPSK | 36 | 0 | 10 mm | left | 1:1 | 0.055 | 1.156 | 0.064 | |
| ANSI / IEEE C95.1 1992 - SAFETY LIMIT Spatial Peak Uncontrolled Exposure/General Population | | | | | | | | | | Body 1.6 W/kg (mW/g) averaged over 1 gram | | | | | | | | | | |



| | | | | |
|---|---|--------------------------------------|---|--|
| FCC ID A3LSMN976U |  PCTEST ENGINEERING LABORATORY, INC. | SAR EVALUATION REPORT |  | Approved by: Quality Manager |
| Document S/N: 1M1909040147-01.A3L | Test Dates: 09/10/19 – 11/06/19 | DUT Type: Portable Handset | Page 140 of 212 | |

**Table 11-46
LTE Band 5 (Cell) Hotspot SAR**

| MEASUREMENT RESULTS | | | | | | | | | | | | | | | | | | | | | | |
|---|-------------------|-----------|-------|------|-------------------|-----------|-----------------------------|-----------------------|------------------|---|----------------------|------------|---------|-----------|---------|-------|------------|----------|----------------|-------------------|--------|-----|
| 1 CC Uplink / 2 CC Uplink | Component Carrier | FREQUENCY | | Mode | Bandwidth [MHz] | Ant State | Maximum Allowed Power [dBm] | Conducted Power [dBm] | Power Drift [dB] | MPR [dB] | Device Serial Number | Modulation | RB Size | RB Offset | Spacing | Side | Duty Cycle | SAR (1g) | Scaling Factor | Reported SAR (1g) | Plot # | |
| | | MHz | Ch. | | | | | | | | | | | | | | | (W/kg) | | (W/kg) | | |
| 1 CC Uplink | N/A | 836.50 | 20525 | Mid | LTE Band 5 (Cell) | 10 | 0 | 25.8 | 24.80 | -0.12 | 0 | 0103M | QPSK | 1 | 0 | 10 mm | back | 1:1 | 0.464 | 1.259 | 0.584 | |
| 1 CC Uplink | N/A | 836.50 | 20525 | Mid | LTE Band 5 (Cell) | 10 | 0 | 24.8 | 23.82 | 0.00 | 1 | 0103M | QPSK | 25 | 12 | 10 mm | back | 1:1 | 0.369 | 1.253 | 0.462 | |
| 2 CC Uplink | PCC | 836.50 | 20525 | Mid | LTE Band 5 (Cell) | 10 | 0 | 25.8 | 25.59 | 0.00 | 0 | 0103M | QPSK | 1 | 0 | 10 mm | back | 1:1 | 0.583 | 1.050 | 0.612 | A47 |
| | SCC | 829.30 | 20453 | | | 5 | | | | | | | | 1 | 24 | | | | | | | |
| 1 CC Uplink | N/A | 836.50 | 20525 | Mid | LTE Band 5 (Cell) | 10 | 0 | 25.8 | 24.80 | -0.00 | 0 | 0103M | QPSK | 1 | 0 | 10 mm | front | 1:1 | 0.285 | 1.259 | 0.359 | |
| 1 CC Uplink | N/A | 836.50 | 20525 | Mid | LTE Band 5 (Cell) | 10 | 0 | 24.8 | 23.82 | -0.01 | 1 | 0103M | QPSK | 25 | 12 | 10 mm | front | 1:1 | 0.229 | 1.253 | 0.287 | |
| 1 CC Uplink | N/A | 836.50 | 20525 | Mid | LTE Band 5 (Cell) | 10 | 0 | 25.8 | 24.80 | -0.03 | 0 | 0103M | QPSK | 1 | 0 | 10 mm | bottom | 1:1 | 0.268 | 1.259 | 0.337 | |
| 1 CC Uplink | N/A | 836.50 | 20525 | Mid | LTE Band 5 (Cell) | 10 | 0 | 24.8 | 23.82 | -0.01 | 1 | 0103M | QPSK | 25 | 12 | 10 mm | bottom | 1:1 | 0.220 | 1.253 | 0.276 | |
| 1 CC Uplink | N/A | 836.50 | 20525 | Mid | LTE Band 5 (Cell) | 10 | 0 | 25.8 | 24.80 | 0.04 | 0 | 0103M | QPSK | 1 | 0 | 10 mm | right | 1:1 | 0.143 | 1.259 | 0.180 | |
| 1 CC Uplink | N/A | 836.50 | 20525 | Mid | LTE Band 5 (Cell) | 10 | 0 | 24.8 | 23.82 | 0.04 | 1 | 0103M | QPSK | 25 | 12 | 10 mm | right | 1:1 | 0.105 | 1.253 | 0.132 | |
| 1 CC Uplink | N/A | 836.50 | 20525 | Mid | LTE Band 5 (Cell) | 10 | 0 | 25.8 | 24.80 | 0.09 | 0 | 0103M | QPSK | 1 | 0 | 10 mm | left | 1:1 | 0.052 | 1.259 | 0.065 | |
| 1 CC Uplink | N/A | 836.50 | 20525 | Mid | LTE Band 5 (Cell) | 10 | 0 | 24.8 | 23.82 | 0.11 | 1 | 0103M | QPSK | 25 | 12 | 10 mm | left | 1:1 | 0.039 | 1.253 | 0.049 | |
| ANSI / IEEE C95.1 1992 - SAFETY LIMIT Spatial Peak Uncontrolled Exposure/General Population | | | | | | | | | | Body 1.6 W/kg (mW/g) averaged over 1 gram | | | | | | | | | | | | |

**Table 11-47
NR Band n5 (Cell) Hotspot SAR**

| MEASUREMENT RESULTS | | | | | | | | | | | | | | | | | | | | |
|---|--------|-----------------|-------------------|-----------------------------|-----------------------|------------------|----------|----------------------|------------|---|-----------------|---------|------|------------|----------|----------------|-------------------|--------|--------|--------|
| FREQUENCY | Mode | Bandwidth [MHz] | Ant State | Maximum Allowed Power [dBm] | Conducted Power [dBm] | Power Drift [dB] | MPR [dB] | Device Serial Number | Modulation | RB Size | RB Offset | Spacing | Side | Duty Cycle | SAR (1g) | Scaling Factor | Reported SAR (1g) | Plot # | | |
| | | | | | | | | | | | | | | | MHz | | Ch. | | (W/kg) | (W/kg) |
| 836.50 | 167300 | Mid | NR Band n5 (Cell) | 20 | 0 | 25.8 | 24.74 | -0.06 | 0 | 0665M | DFT-s-OFDM QPSK | 1 | 1 | 10 mm | back | 1:1 | 0.574 | 1.276 | 0.732 | A49 |
| 836.50 | 167300 | Mid | NR Band n5 (Cell) | 20 | 0 | 24.3 | 23.39 | -0.06 | 1.5 | 0665M | CP-OFDM QPSK | 1 | 1 | 10 mm | back | 1:1 | 0.418 | 1.233 | 0.515 | |
| 836.50 | 167300 | Mid | NR Band n5 (Cell) | 20 | 0 | 25.8 | 24.65 | 0.00 | 0 | 0665M | DFT-s-OFDM QPSK | 50 | 26 | 10 mm | back | 1:1 | 0.555 | 1.303 | 0.723 | |
| 836.50 | 167300 | Mid | NR Band n5 (Cell) | 20 | 0 | 25.8 | 24.74 | -0.01 | 0 | 0665M | DFT-s-OFDM QPSK | 1 | 1 | 10 mm | front | 1:1 | 0.347 | 1.276 | 0.443 | |
| 836.50 | 167300 | Mid | NR Band n5 (Cell) | 20 | 0 | 25.8 | 24.65 | -0.04 | 0 | 0665M | DFT-s-OFDM QPSK | 50 | 26 | 10 mm | front | 1:1 | 0.342 | 1.303 | 0.446 | |
| 836.50 | 167300 | Mid | NR Band n5 (Cell) | 20 | 0 | 25.8 | 24.74 | -0.01 | 0 | 0665M | DFT-s-OFDM QPSK | 1 | 1 | 10 mm | bottom | 1:1 | 0.288 | 1.276 | 0.367 | |
| 836.50 | 167300 | Mid | NR Band n5 (Cell) | 20 | 0 | 25.8 | 24.65 | 0.00 | 0 | 0665M | DFT-s-OFDM QPSK | 50 | 26 | 10 mm | bottom | 1:1 | 0.277 | 1.303 | 0.361 | |
| 836.50 | 167300 | Mid | NR Band n5 (Cell) | 20 | 0 | 25.8 | 24.74 | -0.01 | 0 | 0665M | DFT-s-OFDM QPSK | 1 | 1 | 10 mm | right | 1:1 | 0.186 | 1.276 | 0.237 | |
| 836.50 | 167300 | Mid | NR Band n5 (Cell) | 20 | 0 | 25.8 | 24.65 | 0.03 | 0 | 0665M | DFT-s-OFDM QPSK | 50 | 26 | 10 mm | right | 1:1 | 0.149 | 1.303 | 0.194 | |
| 836.50 | 167300 | Mid | NR Band n5 (Cell) | 20 | 0 | 25.8 | 24.74 | 0.08 | 0 | 0665M | DFT-s-OFDM QPSK | 1 | 1 | 10 mm | left | 1:1 | 0.078 | 1.276 | 0.100 | |
| 836.50 | 167300 | Mid | NR Band n5 (Cell) | 20 | 0 | 25.8 | 24.65 | 0.10 | 0 | 0665M | DFT-s-OFDM QPSK | 50 | 26 | 10 mm | left | 1:1 | 0.059 | 1.303 | 0.077 | |
| ANSI / IEEE C95.1 1992 - SAFETY LIMIT Spatial Peak Uncontrolled Exposure/General Population | | | | | | | | | | Body 1.6 W/kg (mW/g) averaged over 1 gram | | | | | | | | | | |

| | | | | |
|--------------------------------------|---|-------------------------------|---|---------------------------------|
| FCC ID A3LSMN976U |  | SAR EVALUATION REPORT |  | Approved by: Quality Manager |
| Document S/N: 1M1909040147-01.A3L | Test Dates: 09/10/19 – 11/06/19 | DUT Type: Portable Handset | Page 141 of 212 | |



**Table 11-48
LTE Band 66 (AWS) Hotspot SAR**

| MEASUREMENT RESULTS | | | | | | | | | | | | | | | | | | | | |
|---|--------|------|-------------------|-----------|-----------------------------|-----------------------|------------------|----------|----------------------|---|---------|-----------|---------|-------|------------|----------|----------------|-------------------|--------|-----|
| FREQUENCY | | Mode | Bandwidth [MHz] | Ant State | Maximum Allowed Power [dBm] | Conducted Power [dBm] | Power Drift [dB] | MPR [dB] | Device Serial Number | Modulation | RB Size | RB Offset | Spacing | Side | Duty Cycle | SAR (1g) | Scaling Factor | Reported SAR (1g) | Plot # | |
| MHz | Ch. | | | | | | | | | | | | | | | (W/kg) | | (W/kg) | | |
| 1745.00 | 132322 | Mid | LTE Band 66 (AWS) | 20 | 23 | 20.5 | 19.98 | 0.01 | 0 | 0096M | QPSK | 1 | 50 | 10 mm | back | 1:1 | 0.601 | 1.127 | 0.677 | |
| 1745.00 | 132322 | Mid | LTE Band 66 (AWS) | 20 | 23 | 20.5 | 20.16 | 0.00 | 0 | 0096M | QPSK | 50 | 25 | 10 mm | back | 1:1 | 0.620 | 1.081 | 0.670 | |
| 1745.00 | 132322 | Mid | LTE Band 66 (AWS) | 20 | 23 | 20.5 | 19.98 | 0.03 | 0 | 0096M | QPSK | 1 | 50 | 10 mm | front | 1:1 | 0.518 | 1.127 | 0.584 | |
| 1745.00 | 132322 | Mid | LTE Band 66 (AWS) | 20 | 23 | 20.5 | 20.16 | 0.07 | 0 | 0096M | QPSK | 50 | 25 | 10 mm | front | 1:1 | 0.534 | 1.081 | 0.577 | |
| 1720.00 | 132072 | Low | LTE Band 66 (AWS) | 20 | 23 | 20.5 | 19.84 | -0.03 | 0 | 0096M | QPSK | 1 | 50 | 10 mm | bottom | 1:1 | 0.955 | 1.164 | 1.112 | |
| 1745.00 | 132322 | Mid | LTE Band 66 (AWS) | 20 | 23 | 20.5 | 19.98 | -0.21 | 0 | 0096M | QPSK | 1 | 50 | 10 mm | bottom | 1:1 | 1.020 | 1.127 | 1.150 | |
| 1770.00 | 132572 | High | LTE Band 66 (AWS) | 20 | 23 | 20.5 | 19.97 | -0.04 | 0 | 0096M | QPSK | 1 | 0 | 10 mm | bottom | 1:1 | 1.150 | 1.130 | 1.300 | |
| 1720.00 | 132072 | Low | LTE Band 66 (AWS) | 20 | 23 | 20.5 | 20.14 | -0.05 | 0 | 0096M | QPSK | 50 | 50 | 10 mm | bottom | 1:1 | 0.982 | 1.086 | 1.066 | |
| 1745.00 | 132322 | Mid | LTE Band 66 (AWS) | 20 | 23 | 20.5 | 20.16 | -0.03 | 0 | 0096M | QPSK | 50 | 25 | 10 mm | bottom | 1:1 | 1.060 | 1.081 | 1.146 | |
| 1770.00 | 132572 | High | LTE Band 66 (AWS) | 20 | 23 | 20.5 | 20.11 | -0.03 | 0 | 0096M | QPSK | 50 | 25 | 10 mm | bottom | 1:1 | 1.200 | 1.094 | 1.313 | A51 |
| 1745.00 | 132322 | Mid | LTE Band 66 (AWS) | 20 | 23 | 20.5 | 19.95 | 0.15 | 0 | 0096M | QPSK | 100 | 0 | 10 mm | bottom | 1:1 | 1.030 | 1.135 | 1.169 | |
| 1745.00 | 132322 | Mid | LTE Band 66 (AWS) | 20 | 23 | 20.5 | 19.98 | 0.02 | 0 | 0096M | QPSK | 1 | 50 | 10 mm | right | 1:1 | 0.060 | 1.127 | 0.068 | |
| 1745.00 | 132322 | Mid | LTE Band 66 (AWS) | 20 | 23 | 20.5 | 20.16 | -0.03 | 0 | 0096M | QPSK | 50 | 25 | 10 mm | right | 1:1 | 0.066 | 1.081 | 0.071 | |
| 1745.00 | 132322 | Mid | LTE Band 66 (AWS) | 20 | 23 | 20.5 | 19.98 | 0.19 | 0 | 0096M | QPSK | 1 | 50 | 10 mm | left | 1:1 | 0.095 | 1.127 | 0.107 | |
| 1745.00 | 132322 | Mid | LTE Band 66 (AWS) | 20 | 23 | 20.5 | 20.16 | 0.10 | 0 | 0096M | QPSK | 50 | 25 | 10 mm | left | 1:1 | 0.095 | 1.081 | 0.103 | |
| 1770.00 | 132572 | High | LTE Band 66 (AWS) | 20 | 23 | 20.5 | 20.11 | -0.04 | 0 | 0096M | QPSK | 50 | 25 | 10 mm | bottom | 1:1 | 1.090 | 1.094 | 1.192 | |
| ANSI / IEEE C95.1 1992 - SAFETY LIMIT Spatial Peak Uncontrolled Exposure/General Population | | | | | | | | | | Body 1.6 W/kg (mW/g) averaged over 1 gram | | | | | | | | | | |

Note: Blue entries represent variability measurements.

**Table 11-49
LTE Band 66 (AWS) Hotspot SAR during Conditions with NR Active**

| MEASUREMENT RESULTS | | | | | | | | | | | | | | | | | | | | |
|---|--------|------|-------------------|-----------|-----------------------------|-----------------------|------------------|----------|----------------------|---|---------|-----------|---------|-------|------------|----------|----------------|-------------------|--------|--|
| FREQUENCY | | Mode | Bandwidth [MHz] | Ant State | Maximum Allowed Power [dBm] | Conducted Power [dBm] | Power Drift [dB] | MPR [dB] | Device Serial Number | Modulation | RB Size | RB Offset | Spacing | Side | Duty Cycle | SAR (1g) | Scaling Factor | Reported SAR (1g) | Plot # | |
| MHz | Ch. | | | | | | | | | | | | | | | (W/kg) | | (W/kg) | | |
| 1720.00 | 132072 | Low | LTE Band 66 (AWS) | 20 | 23 | 19.5 | 19.37 | 0.06 | 0 | 0096M | QPSK | 1 | 50 | 10 mm | back | 1:1 | 0.396 | 1.030 | 0.408 | |
| 1720.00 | 132072 | Low | LTE Band 66 (AWS) | 20 | 23 | 19.5 | 19.40 | 0.05 | 0 | 0096M | QPSK | 50 | 25 | 10 mm | back | 1:1 | 0.411 | 1.023 | 0.420 | |
| 1720.00 | 132072 | Low | LTE Band 66 (AWS) | 20 | 23 | 19.5 | 19.37 | 0.04 | 0 | 0096M | QPSK | 1 | 50 | 10 mm | front | 1:1 | 0.348 | 1.030 | 0.358 | |
| 1720.00 | 132072 | Low | LTE Band 66 (AWS) | 20 | 23 | 19.5 | 19.40 | 0.01 | 0 | 0096M | QPSK | 50 | 25 | 10 mm | front | 1:1 | 0.360 | 1.023 | 0.368 | |
| 1720.00 | 132072 | Low | LTE Band 66 (AWS) | 20 | 23 | 19.5 | 19.37 | -0.12 | 0 | 0096M | QPSK | 1 | 50 | 10 mm | bottom | 1:1 | 0.671 | 1.030 | 0.691 | |
| 1720.00 | 132072 | Low | LTE Band 66 (AWS) | 20 | 23 | 19.5 | 19.40 | -0.02 | 0 | 0096M | QPSK | 50 | 25 | 10 mm | bottom | 1:1 | 0.689 | 1.023 | 0.705 | |
| 1745.00 | 132322 | Mid | LTE Band 66 (AWS) | 20 | 23 | 19.5 | 19.19 | -0.04 | 0 | 0096M | QPSK | 50 | 50 | 10 mm | bottom | 1:1 | 0.760 | 1.074 | 0.816 | |
| 1770.00 | 132572 | High | LTE Band 66 (AWS) | 20 | 23 | 19.5 | 19.24 | -0.04 | 0 | 0096M | QPSK | 50 | 0 | 10 mm | bottom | 1:1 | 0.873 | 1.062 | 0.927 | |
| 1720.00 | 132072 | Low | LTE Band 66 (AWS) | 20 | 23 | 19.5 | 19.30 | -0.04 | 0 | 0096M | QPSK | 100 | 0 | 10 mm | bottom | 1:1 | 0.684 | 1.047 | 0.716 | |
| 1720.00 | 132072 | Low | LTE Band 66 (AWS) | 20 | 23 | 19.5 | 19.37 | -0.15 | 0 | 0096M | QPSK | 1 | 50 | 10 mm | right | 1:1 | 0.055 | 1.030 | 0.057 | |
| 1720.00 | 132072 | Low | LTE Band 66 (AWS) | 20 | 23 | 19.5 | 19.40 | 0.05 | 0 | 0096M | QPSK | 50 | 25 | 10 mm | right | 1:1 | 0.056 | 1.023 | 0.057 | |
| 1720.00 | 132072 | Low | LTE Band 66 (AWS) | 20 | 23 | 19.5 | 19.37 | 0.04 | 0 | 0096M | QPSK | 1 | 50 | 10 mm | left | 1:1 | 0.056 | 1.030 | 0.058 | |
| 1720.00 | 132072 | Low | LTE Band 66 (AWS) | 20 | 23 | 19.5 | 19.40 | 0.08 | 0 | 0096M | QPSK | 50 | 25 | 10 mm | left | 1:1 | 0.060 | 1.023 | 0.061 | |
| ANSI / IEEE C95.1 1992 - SAFETY LIMIT Spatial Peak Uncontrolled Exposure/General Population | | | | | | | | | | Body 1.6 W/kg (mW/g) averaged over 1 gram | | | | | | | | | | |

| | | | | |
|--------------------------------------|--|-------------------------------|---|---------------------------------|
| FCC ID A3LSMN976U |  PCTEST ENGINEERING LABORATORY, INC. | SAR EVALUATION REPORT |  | Approved by: Quality Manager |
| Document S/N: 1M1909040147-01.A3L | Test Dates: 09/10/19 – 11/06/19 | DUT Type: Portable Handset | Page 142 of 212 | |

**Table 11-50
LTE Band 25 (PCS) Hotspot SAR**

| MEASUREMENT RESULTS | | | | | | | | | | | | | | | | | | | | |
|--|-------|------|-------------------|-----------|-----------------------------|-----------------------|------------------|----------|--|------------|---------|-----------|---------|-------|------------|----------|----------------|-------------------|--------|-----|
| FREQUENCY | | Mode | Bandwidth [MHz] | Ant State | Maximum Allowed Power [dBm] | Conducted Power [dBm] | Power Drift [dB] | MPR [dB] | Device Serial Number | Modulation | RB Size | RB Offset | Spacing | Side | Duty Cycle | SAR (1g) | Scaling Factor | Reported SAR (1g) | Plot # | |
| MHz | Ch. | | | | | | | | | | | | | | | (W/kg) | | (W/kg) | | |
| 1905.00 | 26590 | High | LTE Band 25 (PCS) | 20 | 23 | 18.5 | 18.00 | 0.01 | 0 | 0096M | QPSK | 1 | 50 | 10 mm | back | 1:1 | 0.288 | 1.122 | 0.323 | |
| 1905.00 | 26590 | High | LTE Band 25 (PCS) | 20 | 23 | 18.5 | 18.10 | 0.00 | 0 | 0096M | QPSK | 50 | 25 | 10 mm | back | 1:1 | 0.295 | 1.096 | 0.323 | |
| 1905.00 | 26590 | High | LTE Band 25 (PCS) | 20 | 23 | 18.5 | 18.00 | -0.03 | 0 | 0096M | QPSK | 1 | 50 | 10 mm | front | 1:1 | 0.217 | 1.122 | 0.243 | |
| 1905.00 | 26590 | High | LTE Band 25 (PCS) | 20 | 23 | 18.5 | 18.10 | -0.10 | 0 | 0096M | QPSK | 50 | 25 | 10 mm | front | 1:1 | 0.217 | 1.096 | 0.238 | |
| 1860.00 | 26140 | Low | LTE Band 25 (PCS) | 20 | 23 | 18.5 | 17.99 | 0.01 | 0 | 0096M | QPSK | 1 | 0 | 10 mm | bottom | 1:1 | 0.727 | 1.125 | 0.818 | |
| 1882.50 | 26365 | Mid | LTE Band 25 (PCS) | 20 | 23 | 18.5 | 17.96 | -0.06 | 0 | 0096M | QPSK | 1 | 0 | 10 mm | bottom | 1:1 | 0.647 | 1.132 | 0.732 | |
| 1905.00 | 26590 | High | LTE Band 25 (PCS) | 20 | 23 | 18.5 | 18.00 | -0.04 | 0 | 0096M | QPSK | 1 | 50 | 10 mm | bottom | 1:1 | 0.750 | 1.122 | 0.842 | |
| 1860.00 | 26140 | Low | LTE Band 25 (PCS) | 20 | 23 | 18.5 | 18.08 | 0.01 | 0 | 0096M | QPSK | 50 | 25 | 10 mm | bottom | 1:1 | 0.722 | 1.102 | 0.796 | |
| 1882.50 | 26365 | Mid | LTE Band 25 (PCS) | 20 | 23 | 18.5 | 18.04 | -0.02 | 0 | 0096M | QPSK | 50 | 25 | 10 mm | bottom | 1:1 | 0.671 | 1.112 | 0.746 | |
| 1905.00 | 26590 | High | LTE Band 25 (PCS) | 20 | 23 | 18.5 | 18.10 | -0.09 | 0 | 0096M | QPSK | 50 | 25 | 10 mm | bottom | 1:1 | 0.792 | 1.096 | 0.868 | A53 |
| 1905.00 | 26590 | High | LTE Band 25 (PCS) | 20 | 23 | 18.5 | 17.98 | -0.05 | 0 | 0096M | QPSK | 100 | 0 | 10 mm | bottom | 1:1 | 0.739 | 1.127 | 0.833 | |
| 1905.00 | 26590 | High | LTE Band 25 (PCS) | 20 | 23 | 18.5 | 18.00 | -0.10 | 0 | 0096M | QPSK | 1 | 50 | 10 mm | right | 1:1 | 0.024 | 1.122 | 0.027 | |
| 1905.00 | 26590 | High | LTE Band 25 (PCS) | 20 | 23 | 18.5 | 18.10 | -0.13 | 0 | 0096M | QPSK | 50 | 25 | 10 mm | right | 1:1 | 0.025 | 1.096 | 0.027 | |
| 1905.00 | 26590 | High | LTE Band 25 (PCS) | 20 | 23 | 18.5 | 18.00 | 0.03 | 0 | 0096M | QPSK | 1 | 50 | 10 mm | left | 1:1 | 0.019 | 1.122 | 0.021 | |
| 1905.00 | 26590 | High | LTE Band 25 (PCS) | 20 | 23 | 18.5 | 18.10 | 0.07 | 0 | 0096M | QPSK | 50 | 25 | 10 mm | left | 1:1 | 0.020 | 1.096 | 0.022 | |
| ANSI / IEEE C95.1 1992 - SAFETY LIMIT Spatial Peak Uncontrolled Exposure/General Population | | | | | | | | | Body 1.6 W/kg (mW/g) averaged over 1 gram | | | | | | | | | | | |

**Table 11-51
LTE Band 2 (PCS) Hotspot SAR and/or with NR Active**

| MEASUREMENT RESULTS | | | | | | | | | | | | | | | | | | | | |
|--|-------|------|------------------|-----------|-----------------------------|-----------------------|------------------|----------|--|------------|---------|-----------|---------|-------|------------|----------|----------------|-------------------|--------|-----|
| FREQUENCY | | Mode | Bandwidth [MHz] | Ant State | Maximum Allowed Power [dBm] | Conducted Power [dBm] | Power Drift [dB] | MPR [dB] | Device Serial Number | Modulation | RB Size | RB Offset | Spacing | Side | Duty Cycle | SAR (1g) | Scaling Factor | Reported SAR (1g) | Plot # | |
| MHz | Ch. | | | | | | | | | | | | | | | (W/kg) | | (W/kg) | | |
| 1900.00 | 19100 | High | LTE Band 2 (PCS) | 20 | 22 | 18.5 | 18.06 | -0.04 | 0 | 0096M | QPSK | 1 | 50 | 10 mm | back | 1:1 | 0.434 | 1.107 | 0.480 | |
| 1900.00 | 19100 | High | LTE Band 2 (PCS) | 20 | 22 | 18.5 | 18.12 | -0.04 | 0 | 0096M | QPSK | 50 | 25 | 10 mm | back | 1:1 | 0.436 | 1.091 | 0.476 | |
| 1900.00 | 19100 | High | LTE Band 2 (PCS) | 20 | 22 | 18.5 | 18.06 | 0.07 | 0 | 0096M | QPSK | 1 | 50 | 10 mm | front | 1:1 | 0.322 | 1.107 | 0.356 | |
| 1900.00 | 19100 | High | LTE Band 2 (PCS) | 20 | 22 | 18.5 | 18.12 | 0.01 | 0 | 0096M | QPSK | 50 | 25 | 10 mm | front | 1:1 | 0.324 | 1.091 | 0.353 | |
| 1860.00 | 18700 | Low | LTE Band 2 (PCS) | 20 | 22 | 18.5 | 17.83 | 0.06 | 0 | 0096M | QPSK | 1 | 0 | 10 mm | bottom | 1:1 | 0.709 | 1.167 | 0.827 | |
| 1880.00 | 18900 | Mid | LTE Band 2 (PCS) | 20 | 22 | 18.5 | 18.05 | 0.00 | 0 | 0096M | QPSK | 1 | 50 | 10 mm | bottom | 1:1 | 0.653 | 1.109 | 0.724 | |
| 1900.00 | 19100 | High | LTE Band 2 (PCS) | 20 | 22 | 18.5 | 18.06 | -0.09 | 0 | 0096M | QPSK | 1 | 50 | 10 mm | bottom | 1:1 | 0.713 | 1.107 | 0.789 | A55 |
| 1900.00 | 19100 | High | LTE Band 2 (PCS) | 20 | 22 | 18.5 | 18.12 | 0.03 | 0 | 0096M | QPSK | 50 | 25 | 10 mm | bottom | 1:1 | 0.690 | 1.091 | 0.753 | |
| 1900.00 | 19100 | High | LTE Band 2 (PCS) | 20 | 22 | 18.5 | 18.04 | 0.05 | 0 | 0096M | QPSK | 100 | 0 | 10 mm | bottom | 1:1 | 0.663 | 1.112 | 0.737 | |
| 1900.00 | 19100 | High | LTE Band 2 (PCS) | 20 | 22 | 18.5 | 18.06 | 0.10 | 0 | 0096M | QPSK | 1 | 50 | 10 mm | right | 1:1 | 0.022 | 1.107 | 0.024 | |
| 1900.00 | 19100 | High | LTE Band 2 (PCS) | 20 | 22 | 18.5 | 18.12 | 0.10 | 0 | 0096M | QPSK | 50 | 25 | 10 mm | right | 1:1 | 0.021 | 1.091 | 0.023 | |
| 1900.00 | 19100 | High | LTE Band 2 (PCS) | 20 | 22 | 18.5 | 18.06 | 0.14 | 0 | 0096M | QPSK | 1 | 50 | 10 mm | left | 1:1 | 0.020 | 1.107 | 0.022 | |
| 1900.00 | 19100 | High | LTE Band 2 (PCS) | 20 | 22 | 18.5 | 18.12 | 0.11 | 0 | 0096M | QPSK | 50 | 25 | 10 mm | left | 1:1 | 0.020 | 1.091 | 0.022 | |
| ANSI / IEEE C95.1 1992 - SAFETY LIMIT Spatial Peak Uncontrolled Exposure/General Population | | | | | | | | | Body 1.6 W/kg (mW/g) averaged over 1 gram | | | | | | | | | | | |



| | | | | |
|---|---|--------------------------------------|---|--|
| FCC ID A3LSMN976U |  | SAR EVALUATION REPORT |  | Approved by: Quality Manager |
| Document S/N: 1M1909040147-01.A3L | Test Dates: 09/10/19 – 11/06/19 | DUT Type: Portable Handset | Page 143 of 212 | |



Table 11-52
LTE Band 30 Hotspot SAR

| MEASUREMENT RESULTS | | | | | | | | | | | | | | | | | | | |
|---|-------|------|-----------------|-----------------------------|-----------------------|------------------|----------|---|------------|---------|-----------|---------|-------|------------|----------|----------------|-------------------|--------|-----|
| FREQUENCY | | Mode | Bandwidth [MHz] | Maximum Allowed Power [dBm] | Conducted Power [dBm] | Power Drift [dB] | MPR [dB] | Device Serial Number | Modulation | RB Size | RB Offset | Spacing | Side | Duty Cycle | SAR (1g) | Scaling Factor | Reported SAR (1g) | Plot # | |
| MHz | Ch. | | | | | | | | | | | | | | (W/kg) | | (W/kg) | | |
| 2310.00 | 27710 | Mid | LTE Band 30 | 10 | 21.0 | 20.46 | 0.00 | 0 | 0089M | QPSK | 1 | 0 | 10 mm | back | 1:1 | 0.528 | 1.132 | 0.598 | |
| 2310.00 | 27710 | Mid | LTE Band 30 | 10 | 21.0 | 20.62 | 0.16 | 0 | 0089M | QPSK | 25 | 0 | 10 mm | back | 1:1 | 0.519 | 1.091 | 0.566 | |
| 2310.00 | 27710 | Mid | LTE Band 30 | 10 | 21.0 | 20.46 | 0.00 | 0 | 0089M | QPSK | 1 | 0 | 10 mm | front | 1:1 | 0.421 | 1.132 | 0.477 | |
| 2310.00 | 27710 | Mid | LTE Band 30 | 10 | 21.0 | 20.62 | -0.03 | 0 | 0089M | QPSK | 25 | 0 | 10 mm | front | 1:1 | 0.412 | 1.091 | 0.449 | |
| 2310.00 | 27710 | Mid | LTE Band 30 | 10 | 21.0 | 20.46 | -0.02 | 0 | 0089M | QPSK | 1 | 0 | 10 mm | bottom | 1:1 | 1.140 | 1.132 | 1.290 | A57 |
| 2310.00 | 27710 | Mid | LTE Band 30 | 10 | 21.0 | 20.62 | -0.06 | 0 | 0089M | QPSK | 25 | 0 | 10 mm | bottom | 1:1 | 1.080 | 1.091 | 1.178 | |
| 2310.00 | 27710 | Mid | LTE Band 30 | 10 | 21.0 | 20.41 | -0.05 | 0 | 0089M | QPSK | 50 | 0 | 10 mm | bottom | 1:1 | 1.080 | 1.146 | 1.238 | |
| 2310.00 | 27710 | Mid | LTE Band 30 | 10 | 21.0 | 20.46 | 0.10 | 0 | 0089M | QPSK | 1 | 0 | 10 mm | right | 1:1 | 0.028 | 1.132 | 0.032 | |
| 2310.00 | 27710 | Mid | LTE Band 30 | 10 | 21.0 | 20.62 | 0.12 | 0 | 0089M | QPSK | 25 | 0 | 10 mm | right | 1:1 | 0.029 | 1.091 | 0.032 | |
| 2310.00 | 27710 | Mid | LTE Band 30 | 10 | 21.0 | 20.46 | 0.04 | 0 | 0089M | QPSK | 1 | 0 | 10 mm | left | 1:1 | 0.068 | 1.132 | 0.077 | |
| 2310.00 | 27710 | Mid | LTE Band 30 | 10 | 21.0 | 20.62 | -0.03 | 0 | 0089M | QPSK | 25 | 0 | 10 mm | left | 1:1 | 0.066 | 1.091 | 0.072 | |
| 2310.00 | 27710 | Mid | LTE Band 30 | 10 | 21.0 | 20.46 | -0.03 | 0 | 0089M | QPSK | 1 | 0 | 10 mm | bottom | 1:1 | 1.080 | 1.132 | 1.223 | |
| ANSI / IEEE C95.1 1992 - SAFETY LIMIT Spatial Peak Uncontrolled Exposure/General Population | | | | | | | | Body 1.6 W/kg (mW/g) averaged over 1 gram | | | | | | | | | | | |

Note: Blue entries represent variability measurements.

Table 11-53
LTE Band 30 Hotspot SAR during Conditions with NR Active

| MEASUREMENT RESULTS | | | | | | | | | | | | | | | | | | | |
|---|-------|------|-----------------|-----------------------------|-----------------------|------------------|----------|---|------------|---------|-----------|---------|-------|------------|----------|----------------|-------------------|--------|--|
| FREQUENCY | | Mode | Bandwidth [MHz] | Maximum Allowed Power [dBm] | Conducted Power [dBm] | Power Drift [dB] | MPR [dB] | Device Serial Number | Modulation | RB Size | RB Offset | Spacing | Side | Duty Cycle | SAR (1g) | Scaling Factor | Reported SAR (1g) | Plot # | |
| MHz | Ch. | | | | | | | | | | | | | | (W/kg) | | (W/kg) | | |
| 2310.00 | 27710 | Mid | LTE Band 30 | 10 | 20.5 | 19.74 | -0.04 | 0 | 0089M | QPSK | 1 | 0 | 10 mm | back | 1:1 | 0.469 | 1.191 | 0.559 | |
| 2310.00 | 27710 | Mid | LTE Band 30 | 10 | 20.5 | 19.71 | 0.00 | 0 | 0089M | QPSK | 25 | 0 | 10 mm | back | 1:1 | 0.462 | 1.199 | 0.554 | |
| 2310.00 | 27710 | Mid | LTE Band 30 | 10 | 20.5 | 19.74 | -0.04 | 0 | 0089M | QPSK | 1 | 0 | 10 mm | front | 1:1 | 0.363 | 1.191 | 0.432 | |
| 2310.00 | 27710 | Mid | LTE Band 30 | 10 | 20.5 | 19.71 | -0.02 | 0 | 0089M | QPSK | 25 | 0 | 10 mm | front | 1:1 | 0.354 | 1.199 | 0.424 | |
| 2310.00 | 27710 | Mid | LTE Band 30 | 10 | 20.5 | 19.74 | -0.01 | 0 | 0089M | QPSK | 1 | 0 | 10 mm | bottom | 1:1 | 0.962 | 1.191 | 1.146 | |
| 2310.00 | 27710 | Mid | LTE Band 30 | 10 | 20.5 | 19.71 | -0.02 | 0 | 0089M | QPSK | 25 | 0 | 10 mm | bottom | 1:1 | 0.965 | 1.199 | 1.157 | |
| 2310.00 | 27710 | Mid | LTE Band 30 | 10 | 20.5 | 19.62 | -0.02 | 0 | 0089M | QPSK | 50 | 0 | 10 mm | bottom | 1:1 | 0.960 | 1.225 | 1.176 | |
| 2310.00 | 27710 | Mid | LTE Band 30 | 10 | 20.5 | 19.74 | 0.02 | 0 | 0089M | QPSK | 1 | 0 | 10 mm | right | 1:1 | 0.022 | 1.191 | 0.026 | |
| 2310.00 | 27710 | Mid | LTE Band 30 | 10 | 20.5 | 19.71 | 0.18 | 0 | 0089M | QPSK | 25 | 0 | 10 mm | right | 1:1 | 0.023 | 1.199 | 0.028 | |
| 2310.00 | 27710 | Mid | LTE Band 30 | 10 | 20.5 | 19.74 | 0.06 | 0 | 0089M | QPSK | 1 | 0 | 10 mm | left | 1:1 | 0.058 | 1.191 | 0.069 | |
| 2310.00 | 27710 | Mid | LTE Band 30 | 10 | 20.5 | 19.71 | 0.07 | 0 | 0089M | QPSK | 25 | 0 | 10 mm | left | 1:1 | 0.059 | 1.199 | 0.071 | |
| ANSI / IEEE C95.1 1992 - SAFETY LIMIT Spatial Peak Uncontrolled Exposure/General Population | | | | | | | | Body 1.6 W/kg (mW/g) averaged over 1 gram | | | | | | | | | | | |



| | | | | |
|--------------------------------------|--|-------------------------------|---|---------------------------------|
| FCC ID A3LSMN976U |  PCTEST ENGINEERING LABORATORY, INC. | SAR EVALUATION REPORT |  | Approved by: Quality Manager |
| Document S/N: 1M1909040147-01.A3L | Test Dates: 09/10/19 – 11/06/19 | DUT Type: Portable Handset | Page 144 of 212 | |

**Table 11-54
LTE Band 7 Hotspot SAR**

| MEASUREMENT RESULTS | | | | | | | | | | | | | | | | | | | |
|--|-------|------|-----------------|-----------------------------|-----------------------|------------------|----------|--|------------|---------|-----------|---------|-------|------------|----------|----------------|-------------------|--------|-----|
| FREQUENCY | | Mode | Bandwidth [MHz] | Maximum Allowed Power [dBm] | Conducted Power [dBm] | Power Drift [dB] | MPR [dB] | Device Serial Number | Modulation | RB Size | RB Offset | Spacing | Side | Duty Cycle | SAR (1g) | Scaling Factor | Reported SAR (1g) | Plot # | |
| MHz | Ch. | | | | | | | | | | | | | | (W/kg) | | (W/kg) | | |
| 2510.00 | 20850 | Low | LTE Band 7 | 20 | 21.5 | 20.70 | 0.05 | 0 | 0089M | QPSK | 1 | 0 | 10 mm | back | 1:1 | 0.479 | 1.202 | 0.576 | |
| 2510.00 | 20850 | Low | LTE Band 7 | 20 | 21.5 | 20.90 | 0.01 | 0 | 0089M | QPSK | 50 | 0 | 10 mm | back | 1:1 | 0.498 | 1.148 | 0.572 | |
| 2510.00 | 20850 | Low | LTE Band 7 | 20 | 21.5 | 20.70 | -0.05 | 0 | 0089M | QPSK | 1 | 0 | 10 mm | front | 1:1 | 0.380 | 1.202 | 0.457 | |
| 2510.00 | 20850 | Low | LTE Band 7 | 20 | 21.5 | 20.90 | 0.01 | 0 | 0089M | QPSK | 50 | 0 | 10 mm | front | 1:1 | 0.405 | 1.148 | 0.465 | |
| 2510.00 | 20850 | Low | LTE Band 7 | 20 | 21.5 | 20.70 | -0.09 | 0 | 0089M | QPSK | 1 | 0 | 10 mm | bottom | 1:1 | 0.741 | 1.202 | 0.891 | |
| 2535.00 | 21100 | Mid | LTE Band 7 | 20 | 21.5 | 20.56 | 0.18 | 0 | 0089M | QPSK | 1 | 0 | 10 mm | bottom | 1:1 | 0.758 | 1.242 | 0.941 | |
| 2560.00 | 21350 | High | LTE Band 7 | 20 | 21.5 | 20.32 | 0.16 | 0 | 0089M | QPSK | 1 | 0 | 10 mm | bottom | 1:1 | 0.764 | 1.312 | 1.002 | |
| 2510.00 | 20850 | Low | LTE Band 7 | 20 | 21.5 | 20.90 | 0.15 | 0 | 0089M | QPSK | 50 | 0 | 10 mm | bottom | 1:1 | 0.779 | 1.148 | 0.894 | |
| 2535.00 | 21100 | Mid | LTE Band 7 | 20 | 21.5 | 20.57 | 0.11 | 0 | 0089M | QPSK | 50 | 0 | 10 mm | bottom | 1:1 | 0.772 | 1.239 | 0.957 | |
| 2560.00 | 21350 | High | LTE Band 7 | 20 | 21.5 | 20.36 | 0.10 | 0 | 0089M | QPSK | 50 | 0 | 10 mm | bottom | 1:1 | 0.789 | 1.300 | 1.026 | A59 |
| 2510.00 | 20850 | Low | LTE Band 7 | 20 | 21.5 | 20.68 | 0.12 | 0 | 0089M | QPSK | 100 | 0 | 10 mm | bottom | 1:1 | 0.761 | 1.208 | 0.919 | |
| 2510.00 | 20850 | Low | LTE Band 7 | 20 | 21.5 | 20.70 | 0.13 | 0 | 0089M | QPSK | 1 | 0 | 10 mm | right | 1:1 | 0.071 | 1.202 | 0.085 | |
| 2510.00 | 20850 | Low | LTE Band 7 | 20 | 21.5 | 20.90 | -0.19 | 0 | 0089M | QPSK | 50 | 0 | 10 mm | right | 1:1 | 0.069 | 1.148 | 0.079 | |
| 2510.00 | 20850 | Low | LTE Band 7 | 20 | 21.5 | 20.70 | 0.21 | 0 | 0089M | QPSK | 1 | 0 | 10 mm | left | 1:1 | 0.154 | 1.202 | 0.185 | |
| 2510.00 | 20850 | Low | LTE Band 7 | 20 | 21.5 | 20.90 | -0.01 | 0 | 0089M | QPSK | 50 | 0 | 10 mm | left | 1:1 | 0.157 | 1.148 | 0.180 | |
| ANSI / IEEE C95.1 1992 - SAFETY LIMIT Spatial Peak Uncontrolled Exposure/General Population | | | | | | | | Body 1.6 W/kg (mW/g) averaged over 1 gram | | | | | | | | | | | |

**Table 11-55
LTE Band 48 Hotspot SAR**

| MEASUREMENT RESULTS | | | | | | | | | | | | | | | | | | | |
|--|-------|----------|-----------------|-----------------------------|-----------------------|------------------|----------|--|------------|---------|-----------|---------|-------|------------|----------|----------------|-------------------|--------|-----|
| FREQUENCY | | Mode | Bandwidth [MHz] | Maximum Allowed Power [dBm] | Conducted Power [dBm] | Power Drift [dB] | MPR [dB] | Device Serial Number | Modulation | RB Size | RB Offset | Spacing | Side | Duty Cycle | SAR (1g) | Scaling Factor | Reported SAR (1g) | Plot # | |
| MHz | Ch. | | | | | | | | | | | | | | (W/kg) | | (W/kg) | | |
| 3646.70 | 56207 | Mid-High | LTE Band 48 | 20 | 23.0 | 22.33 | -0.12 | 0 | 0073M | QPSK | 1 | 0 | 10 mm | back | 1:1.58 | 0.216 | 1.167 | 0.252 | |
| 3646.70 | 56207 | Mid-High | LTE Band 48 | 20 | 22.0 | 21.31 | 0.09 | 1 | 0073M | QPSK | 50 | 0 | 10 mm | back | 1:1.58 | 0.166 | 1.172 | 0.195 | |
| 3646.70 | 56207 | Mid-High | LTE Band 48 | 20 | 23.0 | 22.33 | 0.06 | 0 | 0073M | QPSK | 1 | 0 | 10 mm | front | 1:1.58 | 0.184 | 1.167 | 0.215 | |
| 3646.70 | 56207 | Mid-High | LTE Band 48 | 20 | 22.0 | 21.31 | 0.05 | 1 | 0073M | QPSK | 50 | 0 | 10 mm | front | 1:1.58 | 0.142 | 1.172 | 0.166 | |
| 3646.70 | 56207 | Mid-High | LTE Band 48 | 20 | 23.0 | 22.33 | 0.00 | 0 | 0073M | QPSK | 1 | 0 | 10 mm | bottom | 1:1.58 | 0.468 | 1.167 | 0.546 | A61 |
| 3646.70 | 56207 | Mid-High | LTE Band 48 | 20 | 22.0 | 21.31 | 0.04 | 1 | 0073M | QPSK | 50 | 0 | 10 mm | bottom | 1:1.58 | 0.368 | 1.172 | 0.431 | |
| 3646.70 | 56207 | Mid-High | LTE Band 48 | 20 | 23.0 | 22.33 | 0.05 | 0 | 0073M | QPSK | 1 | 0 | 10 mm | right | 1:1.58 | 0.063 | 1.167 | 0.074 | |
| 3646.70 | 56207 | Mid-High | LTE Band 48 | 20 | 22.0 | 21.31 | 0.21 | 1 | 0073M | QPSK | 50 | 0 | 10 mm | right | 1:1.58 | 0.049 | 1.172 | 0.057 | |
| 3646.70 | 56207 | Mid-High | LTE Band 48 | 20 | 23.0 | 22.33 | 0.03 | 0 | 0073M | QPSK | 1 | 0 | 10 mm | left | 1:1.58 | 0.125 | 1.167 | 0.146 | |
| 3646.70 | 56207 | Mid-High | LTE Band 48 | 20 | 22.0 | 21.31 | 0.13 | 1 | 0073M | QPSK | 50 | 0 | 10 mm | left | 1:1.58 | 0.098 | 1.172 | 0.115 | |
| ANSI / IEEE C95.1 1992 - SAFETY LIMIT Spatial Peak Uncontrolled Exposure/General Population | | | | | | | | Body 1.6 W/kg (mW/g) averaged over 1 gram | | | | | | | | | | | |



| | | | | |
|---|---|--------------------------------------|---|--|
| FCC ID A3LSMN976U |  PCTEST ENGINEERING LABORATORY, INC. | SAR EVALUATION REPORT |  | Approved by: Quality Manager |
| Document S/N: 1M1909040147-01.A3L | Test Dates: 09/10/19 – 11/06/19 | DUT Type: Portable Handset | Page 145 of 212 | |

**Table 11-56
LTE Band 41 Hotspot SAR**

| MEASUREMENT RESULTS | | | | | | | | | | | | | | | | | | | | |
|---|-----------|-------|----------|-----------------|-----------------------------|-----------------------|------------------|----------|----------------------|---|---------|-----------|---------|-------|------------|----------|----------------|-------------------|--------|-----|
| Power Class | FREQUENCY | | Mode | Bandwidth [MHz] | Maximum Allowed Power [dBm] | Conducted Power [dBm] | Power Drift [dB] | MPR [dB] | Device Serial Number | Modulation | RB Size | RB Offset | Spacing | Side | Duty Cycle | SAR (1g) | Scaling Factor | Reported SAR (1g) | Plot # | |
| | MHz | Ch. | | | | | | | | | | | | | | (W/kg) | | (W/kg) | | |
| Power Class 3 | 2506.00 | 39750 | Low | LTE Band 41 | 20 | 22.5 | 22.06 | 0.03 | 0 | 0089M | QPSK | 1 | 0 | 10 mm | back | 1:1.58 | 0.346 | 1.107 | 0.383 | |
| Power Class 3 | 2506.00 | 39750 | Low | LTE Band 41 | 20 | 22.5 | 22.11 | -0.05 | 0 | 0089M | QPSK | 50 | 25 | 10 mm | back | 1:1.58 | 0.353 | 1.094 | 0.386 | |
| Power Class 3 | 2506.00 | 39750 | Low | LTE Band 41 | 20 | 22.5 | 22.06 | 0.03 | 0 | 0089M | QPSK | 1 | 0 | 10 mm | front | 1:1.58 | 0.239 | 1.107 | 0.265 | |
| Power Class 3 | 2506.00 | 39750 | Low | LTE Band 41 | 20 | 22.5 | 22.11 | -0.02 | 0 | 0089M | QPSK | 50 | 25 | 10 mm | front | 1:1.58 | 0.252 | 1.094 | 0.276 | |
| Power Class 3 | 2506.00 | 39750 | Low | LTE Band 41 | 20 | 22.5 | 22.06 | -0.02 | 0 | 0089M | QPSK | 1 | 0 | 10 mm | bottom | 1:1.58 | 0.597 | 1.107 | 0.661 | |
| Power Class 3 | 2549.50 | 40185 | Low-Mid | LTE Band 41 | 20 | 22.5 | 21.82 | -0.04 | 0 | 0089M | QPSK | 1 | 0 | 10 mm | bottom | 1:1.58 | 0.694 | 1.169 | 0.811 | |
| Power Class 3 | 2593.00 | 40620 | Mid | LTE Band 41 | 20 | 22.5 | 21.91 | -0.12 | 0 | 0089M | QPSK | 1 | 50 | 10 mm | bottom | 1:1.58 | 0.435 | 1.146 | 0.499 | |
| Power Class 3 | 2636.50 | 41065 | Mid-High | LTE Band 41 | 20 | 22.5 | 21.91 | -0.10 | 0 | 0089M | QPSK | 1 | 50 | 10 mm | bottom | 1:1.58 | 0.364 | 1.146 | 0.417 | |
| Power Class 3 | 2680.00 | 41490 | High | LTE Band 41 | 20 | 22.5 | 21.71 | -0.02 | 0 | 0089M | QPSK | 1 | 50 | 10 mm | bottom | 1:1.58 | 0.344 | 1.199 | 0.412 | |
| Power Class 3 | 2506.00 | 39750 | Low | LTE Band 41 | 20 | 22.5 | 22.11 | -0.02 | 0 | 0089M | QPSK | 50 | 25 | 10 mm | bottom | 1:1.58 | 0.631 | 1.094 | 0.690 | |
| Power Class 3 | 2549.50 | 40185 | Low-Mid | LTE Band 41 | 20 | 22.5 | 21.89 | -0.11 | 0 | 0089M | QPSK | 50 | 25 | 10 mm | bottom | 1:1.58 | 0.717 | 1.151 | 0.825 | A63 |
| Power Class 3 | 2593.00 | 40620 | Mid | LTE Band 41 | 20 | 22.5 | 21.80 | -0.04 | 0 | 0089M | QPSK | 50 | 25 | 10 mm | bottom | 1:1.58 | 0.440 | 1.175 | 0.517 | |
| Power Class 3 | 2636.50 | 41065 | Mid-High | LTE Band 41 | 20 | 22.5 | 21.82 | -0.07 | 0 | 0089M | QPSK | 50 | 0 | 10 mm | bottom | 1:1.58 | 0.378 | 1.169 | 0.442 | |
| Power Class 3 | 2680.00 | 41490 | High | LTE Band 41 | 20 | 22.5 | 21.68 | -0.08 | 0 | 0089M | QPSK | 50 | 25 | 10 mm | bottom | 1:1.58 | 0.340 | 1.208 | 0.411 | |
| Power Class 3 | 2506.00 | 39750 | Low | LTE Band 41 | 20 | 22.5 | 21.98 | -0.12 | 0 | 0089M | QPSK | 100 | 0 | 10 mm | bottom | 1:1.58 | 0.635 | 1.127 | 0.716 | |
| Power Class 2 | 2549.50 | 40185 | Low-Mid | LTE Band 41 | 20 | 22.5 | 21.55 | -0.09 | 0 | 0089M | QPSK | 50 | 25 | 10 mm | bottom | 1:2.31 | 0.475 | 1.245 | 0.591 | |
| Power Class 3 | 2506.00 | 39750 | Low | LTE Band 41 | 20 | 22.5 | 22.06 | 0.06 | 0 | 0089M | QPSK | 1 | 0 | 10 mm | right | 1:1.58 | 0.049 | 1.107 | 0.054 | |
| Power Class 3 | 2506.00 | 39750 | Low | LTE Band 41 | 20 | 22.5 | 22.11 | 0.07 | 0 | 0089M | QPSK | 50 | 25 | 10 mm | right | 1:1.58 | 0.049 | 1.094 | 0.054 | |
| Power Class 3 | 2506.00 | 39750 | Low | LTE Band 41 | 20 | 22.5 | 22.06 | -0.06 | 0 | 0089M | QPSK | 1 | 0 | 10 mm | left | 1:1.58 | 0.129 | 1.107 | 0.143 | |
| Power Class 3 | 2506.00 | 39750 | Low | LTE Band 41 | 20 | 22.5 | 22.11 | -0.17 | 0 | 0089M | QPSK | 50 | 25 | 10 mm | left | 1:1.58 | 0.122 | 1.094 | 0.133 | |
| ANSI / IEEE C95.1 1992 - SAFETY LIMIT Spatial Peak Uncontrolled Exposure/General Population | | | | | | | | | | Body 1.6 W/kg (mW/g) averaged over 1 gram | | | | | | | | | | |

**Table 11-57
WLAN Hotspot SAR**

| MEASUREMENT RESULTS | | | | | | | | | | | | | | | | | | | |
|---|-----|---------|---------|-----------------|-----------------------------|-----------------------|------------------|---------|-----------------|---|------------------|-------|----------------|-----------------------|----------|------------------------|-----------------------------|-------------------|--------|
| FREQUENCY | | Mode | Service | Bandwidth [MHz] | Maximum Allowed Power [dBm] | Conducted Power [dBm] | Power Drift [dB] | Spacing | Antenna Config. | Device Serial Number | Data Rate (Mbps) | Side | Duty Cycle (%) | Peak SAR of Area Scan | SAR (1g) | Scaling Factor (Power) | Scaling Factor (Duty Cycle) | Reported SAR (1g) | Plot # |
| MHz | Ch. | | | | | | | | | | | | | (W/kg) | (W/kg) | | | (W/kg) | |
| 2412 | 1 | 802.11b | DSSS | 22 | 20.5 | 20.48 | -0.01 | 10 mm | 1 | 0585M | 1 | back | 98.9 | 0.477 | 0.283 | 1.005 | 1.011 | 0.288 | |
| 2412 | 1 | 802.11b | DSSS | 22 | 20.5 | 20.48 | 0.16 | 10 mm | 1 | 0585M | 1 | front | 98.9 | 0.199 | - | 1.005 | 1.011 | - | |
| 2412 | 1 | 802.11b | DSSS | 22 | 20.5 | 20.48 | 0.20 | 10 mm | 1 | 0585M | 1 | top | 98.9 | 0.584 | 0.341 | 1.005 | 1.011 | 0.346 | A65 |
| 2412 | 1 | 802.11b | DSSS | 22 | 20.5 | 20.48 | 0.15 | 10 mm | 1 | 0585M | 1 | left | 98.9 | 0.248 | - | 1.005 | 1.011 | - | |
| 2412 | 1 | 802.11b | DSSS | 22 | 20.5 | 20.48 | 0.11 | 10 mm | 2 | 0585M | 1 | back | 98.9 | 0.095 | 0.080 | 1.005 | 1.011 | 0.081 | |
| 2412 | 1 | 802.11b | DSSS | 22 | 20.5 | 20.48 | 0.19 | 10 mm | 2 | 0585M | 1 | front | 98.9 | 0.014 | - | 1.005 | 1.011 | - | |
| 2412 | 1 | 802.11b | DSSS | 22 | 20.5 | 20.48 | 0.15 | 10 mm | 2 | 0585M | 1 | top | 98.9 | 0.034 | - | 1.005 | 1.011 | - | |
| 2412 | 1 | 802.11b | DSSS | 22 | 20.5 | 20.48 | 0.12 | 10 mm | 2 | 0585M | 1 | left | 98.9 | 0.042 | - | 1.005 | 1.011 | - | |
| 5785 | 157 | 802.11a | OFDM | 20 | 18.0 | 17.91 | -0.06 | 10 mm | 1 | 0585M | 6 | back | 98.8 | 0.701 | 0.330 | 1.021 | 1.012 | 0.341 | |
| 5785 | 157 | 802.11a | OFDM | 20 | 18.0 | 17.91 | 0.13 | 10 mm | 1 | 0585M | 6 | front | 98.8 | 0.173 | - | 1.021 | 1.012 | - | |
| 5785 | 157 | 802.11a | OFDM | 20 | 18.0 | 17.91 | 0.05 | 10 mm | 1 | 0585M | 6 | top | 98.8 | 0.520 | - | 1.021 | 1.012 | - | |
| 5785 | 157 | 802.11a | OFDM | 20 | 18.0 | 17.91 | -0.15 | 10 mm | 1 | 0585M | 6 | left | 98.8 | 0.501 | - | 1.021 | 1.012 | - | |
| 5785 | 157 | 802.11a | OFDM | 20 | 18.0 | 17.95 | 0.18 | 10 mm | 2 | 0585M | 6 | back | 98.8 | 0.183 | 0.083 | 1.012 | 1.012 | 0.085 | |
| 5785 | 157 | 802.11a | OFDM | 20 | 18.0 | 17.95 | 0.19 | 10 mm | 2 | 0585M | 6 | front | 98.8 | 0.014 | - | 1.012 | 1.012 | - | |
| 5785 | 157 | 802.11a | OFDM | 20 | 18.0 | 17.95 | 0.10 | 10 mm | 2 | 0585M | 6 | top | 98.8 | 0.098 | - | 1.012 | 1.012 | - | |
| 5785 | 157 | 802.11a | OFDM | 20 | 18.0 | 17.95 | 0.16 | 10 mm | 2 | 0585M | 6 | left | 98.8 | 0.125 | - | 1.012 | 1.012 | - | |
| ANSI / IEEE C95.1 1992 - SAFETY LIMIT Spatial Peak Uncontrolled Exposure/General Population | | | | | | | | | | Body 1.6 W/kg (mW/g) averaged over 1 gram | | | | | | | | | |

| | | | | |
|--------------------------------------|---|-------------------------------|---|---------------------------------|
| FCC ID A3LSMN976U |  | SAR EVALUATION REPORT |  | Approved by: Quality Manager |
| Document S/N: 1M1909040147-01.A3L | Test Dates: 09/10/19 – 11/06/19 | DUT Type: Portable Handset | Page 146 of 212 | |

**Table 11-58
WLAN MIMO Hotspot SAR**

| MEASUREMENT RESULTS | | | | | | | | | | | | | | | | | | | | | |
|---|-----|---------|---------|-----------------|-------------------------------------|-------------------------------|-------------------------------------|-------------------------------|------------------|---|-----------------|----------------------|------------------|-------|----------------|-----------------------|----------|------------------------|-----------------------------|--------------------------|--------|
| FREQUENCY | | Mode | Service | Bandwidth [MHz] | Maximum Allowed Power (Ant 1) [dBm] | Conducted Power (Ant 1) [dBm] | Maximum Allowed Power (Ant 2) [dBm] | Conducted Power (Ant 2) [dBm] | Power Drift [dB] | Spacing | Antenna Config. | Device Serial Number | Data Rate (Mbps) | Side | Duty Cycle (%) | Peak SAR of Area Scan | SAR (1g) | Scaling Factor (Power) | Scaling Factor (Duty Cycle) | Reported SAR (1g) (W/kg) | Plot # |
| MHz | Ch. | | | | | | | | | | | | | | | (W/kg) | (W/kg) | (W/kg) | (W/kg) | | |
| 2462 | 11 | 802.11n | OFDM | 20 | 18.0 | 17.76 | 18.0 | 17.71 | -0.07 | 10 mm | MIMO | 0585M | 13 | back | 98.4 | 0.182 | - | 1.069 | 1.016 | - | |
| 2462 | 11 | 802.11n | OFDM | 20 | 18.0 | 17.76 | 18.0 | 17.71 | 0.05 | 10 mm | MIMO | 0585M | 13 | front | 98.4 | 0.107 | - | 1.069 | 1.016 | - | |
| 2462 | 11 | 802.11n | OFDM | 20 | 18.0 | 17.76 | 18.0 | 17.71 | -0.15 | 10 mm | MIMO | 0585M | 13 | top | 98.4 | 0.244 | 0.131 | 1.069 | 1.016 | 0.142 | |
| 2462 | 11 | 802.11n | OFDM | 20 | 18.0 | 17.76 | 18.0 | 17.71 | 0.11 | 10 mm | MIMO | 0585M | 13 | left | 98.4 | 0.125 | - | 1.069 | 1.016 | - | |
| 5825 | 165 | 802.11n | OFDM | 20 | 18.0 | 17.88 | 18.0 | 17.92 | 0.12 | 10 mm | MIMO | 0585M | 13 | back | 99.7 | 1.094 | 0.554 | 1.028 | 1.003 | 0.571 | A67 |
| 5825 | 165 | 802.11n | OFDM | 20 | 18.0 | 17.88 | 18.0 | 17.92 | 0.15 | 10 mm | MIMO | 0585M | 13 | front | 99.7 | 0.205 | - | 1.028 | 1.003 | - | |
| 5825 | 165 | 802.11n | OFDM | 20 | 18.0 | 17.88 | 18.0 | 17.92 | -0.01 | 10 mm | MIMO | 0585M | 13 | top | 99.7 | 0.713 | 0.335 | 1.028 | 1.003 | 0.345 | |
| 5825 | 165 | 802.11n | OFDM | 20 | 18.0 | 17.88 | 18.0 | 17.92 | 0.19 | 10 mm | MIMO | 0585M | 13 | left | 99.7 | 0.510 | - | 1.028 | 1.003 | - | |
| ANSI / IEEE C95.1 1992 - SAFETY LIMIT Spatial Peak Uncontrolled Exposure/General Population | | | | | | | | | | Body 1.6 W/kg (mW/g) averaged over 1 gram | | | | | | | | | | | |

Note: To achieve the 21.0 dBm maximum allowed MIMO power shown in the documentation, each antenna transmits at a maximum allowed power of 18.0 dBm



**Table 11-59
WLAN Hotspot SAR for Conditions with 2.4 GHz and 5 GHz WLAN SAR and/or with NR Active**

| MEASUREMENT RESULTS | | | | | | | | | | | | | | | | | | | | | |
|---|-----|----------|---------|-----------------|-------------------------------------|-------------------------------|-------------------------------------|-------------------------------|------------------|---|-----------------|----------------------|------------------|-------|----------------|-----------------------|----------|------------------------|-----------------------------|--------------------------|--------|
| FREQUENCY | | Mode | Service | Bandwidth [MHz] | Maximum Allowed Power (Ant 1) [dBm] | Conducted Power (Ant 1) [dBm] | Maximum Allowed Power (Ant 2) [dBm] | Conducted Power (Ant 2) [dBm] | Power Drift [dB] | Spacing | Antenna Config. | Device Serial Number | Data Rate (Mbps) | Side | Duty Cycle (%) | Peak SAR of Area Scan | SAR (1g) | Scaling Factor (Power) | Scaling Factor (Duty Cycle) | Reported SAR (1g) (W/kg) | Plot # |
| MHz | Ch. | | | | | | | | | | | | | | | (W/kg) | (W/kg) | (W/kg) | (W/kg) | | |
| 2412 | 1 | 802.11n | OFDM | 20 | 17.0 | 16.94 | 17.0 | 16.97 | 0.08 | 10 mm | MIMO | 0585M | 13 | back | 98.4 | 0.133 | - | 1.014 | 1.016 | - | |
| 2412 | 1 | 802.11n | OFDM | 20 | 17.0 | 16.94 | 17.0 | 16.97 | -0.19 | 10 mm | MIMO | 0585M | 13 | front | 98.4 | 0.085 | - | 1.014 | 1.016 | - | |
| 2412 | 1 | 802.11n | OFDM | 20 | 17.0 | 16.94 | 17.0 | 16.97 | -0.15 | 10 mm | MIMO | 0585M | 13 | top | 98.4 | 0.173 | 0.094 | 1.014 | 1.016 | 0.097 | |
| 2412 | 1 | 802.11n | OFDM | 20 | 17.0 | 16.94 | 17.0 | 16.97 | -0.12 | 10 mm | MIMO | 0585M | 13 | left | 98.4 | 0.073 | - | 1.014 | 1.016 | - | |
| 5775 | 155 | 802.11ac | OFDM | 80 | 14.0 | 13.75 | 14.0 | 13.89 | 0.02 | 10 mm | MIMO | 0585M | 58.5 | back | 90.1 | 0.311 | 0.140 | 1.059 | 1.110 | 0.165 | |
| 5775 | 155 | 802.11ac | OFDM | 80 | 14.0 | 13.75 | 14.0 | 13.89 | 0.19 | 10 mm | MIMO | 0585M | 58.5 | front | 90.1 | 0.065 | - | 1.059 | 1.110 | - | |
| 5775 | 155 | 802.11ac | OFDM | 80 | 14.0 | 13.75 | 14.0 | 13.89 | 0.14 | 10 mm | MIMO | 0585M | 58.5 | top | 90.1 | 0.193 | - | 1.059 | 1.110 | - | |
| 5775 | 155 | 802.11ac | OFDM | 80 | 14.0 | 13.75 | 14.0 | 13.89 | 0.15 | 10 mm | MIMO | 0585M | 58.5 | left | 90.1 | 0.183 | - | 1.059 | 1.110 | - | |
| ANSI / IEEE C95.1 1992 - SAFETY LIMIT Spatial Peak Uncontrolled Exposure/General Population | | | | | | | | | | Body 1.6 W/kg (mW/g) averaged over 1 gram | | | | | | | | | | | |

Note: NII MIMO was additionally evaluated at the maximum allowed output power during operations with Simultaneous 2.4 GHz and 5 GHz WLAN. 2.4 GHz WIFI was not transmitting during the above evaluations.



**Table 11-60
WLAN Hotspot SAR for Conditions with NR Active**

| MEASUREMENT RESULTS | | | | | | | | | | | | | | | | | | | |
|---|-----|----------|---------|-----------------|-----------------------------|-----------------------|------------------|---------|-----------------|---|------------------|-------|----------------|-----------------------|----------|------------------------|-----------------------------|--------------------------|--------|
| FREQUENCY | | Mode | Service | Bandwidth [MHz] | Maximum Allowed Power [dBm] | Conducted Power [dBm] | Power Drift [dB] | Spacing | Antenna Config. | Device Serial Number | Data Rate (Mbps) | Side | Duty Cycle (%) | Peak SAR of Area Scan | SAR (1g) | Scaling Factor (Power) | Scaling Factor (Duty Cycle) | Reported SAR (1g) (W/kg) | Plot # |
| MHz | Ch. | | | | | | | | | | | | | (W/kg) | (W/kg) | (W/kg) | (W/kg) | | |
| 5775 | 155 | 802.11ac | OFDM | 80 | 14.0 | 13.75 | 0.16 | 10 mm | 1 | 0585M | 29.3 | back | 94.9 | 0.265 | 0.119 | 1.059 | 1.054 | 0.133 | |
| 5775 | 155 | 802.11ac | OFDM | 80 | 14.0 | 13.75 | 0.19 | 10 mm | 1 | 0585M | 29.3 | front | 94.9 | 0.071 | - | 1.059 | 1.054 | - | |
| 5775 | 155 | 802.11ac | OFDM | 80 | 14.0 | 13.75 | 0.14 | 10 mm | 1 | 0585M | 29.3 | top | 94.9 | 0.173 | - | 1.059 | 1.054 | - | |
| 5775 | 155 | 802.11ac | OFDM | 80 | 14.0 | 13.75 | 0.13 | 10 mm | 1 | 0585M | 29.3 | left | 94.9 | 0.223 | - | 1.059 | 1.054 | - | |
| 5775 | 155 | 802.11ac | OFDM | 80 | 14.0 | 13.89 | 0.13 | 10 mm | 2 | 0585M | 29.3 | back | 94.7 | 0.073 | 0.028 | 1.026 | 1.056 | 0.030 | |
| 5775 | 155 | 802.11ac | OFDM | 80 | 14.0 | 13.89 | -0.14 | 10 mm | 2 | 0585M | 29.3 | front | 94.7 | 0.009 | - | 1.026 | 1.056 | - | |
| 5775 | 155 | 802.11ac | OFDM | 80 | 14.0 | 13.89 | 0.16 | 10 mm | 2 | 0585M | 29.3 | top | 94.7 | 0.046 | - | 1.026 | 1.056 | - | |
| 5775 | 155 | 802.11ac | OFDM | 80 | 14.0 | 13.89 | -0.15 | 10 mm | 2 | 0585M | 29.3 | left | 94.7 | 0.063 | - | 1.026 | 1.056 | - | |
| ANSI / IEEE C95.1 1992 - SAFETY LIMIT Spatial Peak Uncontrolled Exposure/General Population | | | | | | | | | | Body 1.6 W/kg (mW/g) averaged over 1 gram | | | | | | | | | |

| | | | | |
|--------------------------------------|---|-------------------------------|---|---------------------------------|
| FCC ID A3LSMN976U |  | SAR EVALUATION REPORT |  | Approved by: Quality Manager |
| Document S/N: 1M1909040147-01.A3L | Test Dates: 09/10/19 – 11/06/19 | DUT Type: Portable Handset | Page 147 of 212 | |

**Table 11-61
DSS Hotspot SAR**

| MEASUREMENT RESULTS | | | | | | | | | | | | | | | | |
|---|-----|-----------|---------|-----------------------------|-----------------------|------------------|---|----------------------|------------------|-------|----------------|----------|-----------------------------|-----------------------------|-------------------|--------|
| FREQUENCY | | Mode | Service | Maximum Allowed Power [dBm] | Conducted Power [dBm] | Power Drift [dB] | Spacing | Device Serial Number | Data Rate (Mbps) | Side | Duty Cycle (%) | SAR (1g) | Scaling Factor (Cond Power) | Scaling Factor (Duty Cycle) | Reported SAR (1g) | Plot # |
| MHz | Ch. | | | | | | | | | | | (W/kg) | | | (W/kg) | |
| 2480 | 78 | Bluetooth | FHSS | 14.5 | 13.99 | 0.00 | 10 mm | 0600M | 1 | back | 76.8 | 0.042 | 1.125 | 1.302 | 0.062 | |
| 2480 | 78 | Bluetooth | FHSS | 14.5 | 13.99 | 0.06 | 10 mm | 0600M | 1 | front | 76.8 | 0.018 | 1.125 | 1.302 | 0.026 | |
| 2480 | 78 | Bluetooth | FHSS | 14.5 | 13.99 | 0.05 | 10 mm | 0600M | 1 | top | 76.8 | 0.047 | 1.125 | 1.302 | 0.069 | A69 |
| 2480 | 78 | Bluetooth | FHSS | 14.5 | 13.99 | 0.18 | 10 mm | 0600M | 1 | left | 76.8 | 0.024 | 1.125 | 1.302 | 0.035 | |
| ANSI / IEEE C95.1 1992 - SAFETY LIMIT Spatial Peak Uncontrolled Exposure/General Population | | | | | | | Body 1.6 W/kg (mW/g) averaged over 1 gram | | | | | | | | | |



| | | | | |
|---|---|--------------------------------------|---|--|
| FCC ID A3LSMN976U |  PCTEST ENGINEERING LABORATORY, INC. | SAR EVALUATION REPORT |  | Approved by: Quality Manager |
| Document S/N: 1M1909040147-01.A3L | Test Dates: 09/10/19 – 11/06/19 | DUT Type: Portable Handset | | Page 148 of 212 |

11.4 Standalone Phablet SAR Data

**Table 11-62
GPRS/UMTS Phablet SAR Data**

| MEASUREMENT RESULTS | | | | | | | | | | | | | | | | |
|---|------|-----------|---------|-----------------------------|-----------------------|------------------|--|-----------|----------------------|-----------------|------------|--------|-----------|----------------|--------------------|--------|
| FREQUENCY | | Mode | Service | Maximum Allowed Power [dBm] | Conducted Power [dBm] | Power Drift [dB] | Spacing | Ant State | Device Serial Number | # of Time Slots | Duty Cycle | Side | SAR (10g) | Scaling Factor | Reported SAR (10g) | Plot # |
| MHz | Ch. | | | | | | | | | | | | (W/kg) | | (W/kg) | |
| 1850.20 | 512 | GSM 1900 | GPRS | 26.0 | 25.11 | -0.16 | 0 mm | N/A | 0099M | 3 | 1:2.76 | bottom | 2.660 | 1.227 | 3.264 | A70 |
| 1880.00 | 661 | GSM 1900 | GPRS | 26.0 | 25.55 | 0.18 | 0 mm | N/A | 0099M | 3 | 1:2.76 | bottom | 2.560 | 1.109 | 2.839 | |
| 1909.80 | 810 | GSM 1900 | GPRS | 26.0 | 25.37 | 0.13 | 0 mm | N/A | 0099M | 3 | 1:2.76 | bottom | 2.430 | 1.156 | 2.809 | |
| 1850.20 | 512 | GSM 1900 | GPRS | 26.0 | 25.11 | 0.19 | 0 mm | N/A | 0099M | 3 | 1:2.76 | bottom | 2.600 | 1.227 | 3.190 | |
| 1732.40 | 1412 | UMTS 1750 | RMC | 25.0 | 24.39 | 0.01 | 8 mm | 23 | 0099M | N/A | 1:1 | back | 1.040 | 1.151 | 1.197 | |
| 1732.40 | 1412 | UMTS 1750 | RMC | 25.0 | 24.39 | -0.01 | 6 mm | 23 | 0099M | N/A | 1:1 | front | 1.190 | 1.151 | 1.370 | |
| 1732.40 | 1412 | UMTS 1750 | RMC | 25.0 | 24.39 | 0.02 | 11 mm | 23 | 0099M | N/A | 1:1 | bottom | 1.120 | 1.151 | 1.289 | |
| 1732.40 | 1412 | UMTS 1750 | RMC | 25.0 | 24.39 | 0.02 | 0 mm | 23 | 0099M | N/A | 1:1 | right | 0.305 | 1.151 | 0.351 | |
| 1732.40 | 1412 | UMTS 1750 | RMC | 25.0 | 24.39 | 0.00 | 0 mm | 23 | 0099M | N/A | 1:1 | left | 0.466 | 1.151 | 0.536 | |
| 1732.40 | 1412 | UMTS 1750 | RMC | 20.0 | 19.34 | -0.02 | 0 mm | 23 | 0099M | N/A | 1:1 | back | 1.300 | 1.164 | 1.513 | |
| 1732.40 | 1412 | UMTS 1750 | RMC | 20.0 | 19.34 | -0.08 | 0 mm | 23 | 0099M | N/A | 1:1 | front | 1.330 | 1.164 | 1.548 | |
| 1712.40 | 1312 | UMTS 1750 | RMC | 20.0 | 19.44 | -0.01 | 0 mm | 23 | 0099M | N/A | 1:1 | bottom | 1.760 | 1.138 | 2.003 | |
| 1732.40 | 1412 | UMTS 1750 | RMC | 20.0 | 19.34 | -0.01 | 0 mm | 23 | 0099M | N/A | 1:1 | bottom | 1.760 | 1.164 | 2.049 | |
| 1752.60 | 1513 | UMTS 1750 | RMC | 20.0 | 19.41 | 0.03 | 0 mm | 23 | 0099M | N/A | 1:1 | bottom | 1.770 | 1.146 | 2.028 | A71 |
| 1880.00 | 9400 | UMTS 1900 | RMC | 25.0 | 24.50 | 0.02 | 8 mm | 0 | 0099M | N/A | 1:1 | back | 1.180 | 1.122 | 1.324 | |
| 1880.00 | 9400 | UMTS 1900 | RMC | 25.0 | 24.50 | 0.01 | 6 mm | 0 | 0099M | N/A | 1:1 | front | 1.380 | 1.122 | 1.548 | |
| 1880.00 | 9400 | UMTS 1900 | RMC | 25.0 | 24.50 | -0.09 | 11 mm | 0 | 0099M | N/A | 1:1 | bottom | 1.650 | 1.122 | 1.851 | |
| 1880.00 | 9400 | UMTS 1900 | RMC | 25.0 | 24.50 | 0.06 | 0 mm | 0 | 0099M | N/A | 1:1 | right | 0.382 | 1.122 | 0.429 | |
| 1880.00 | 9400 | UMTS 1900 | RMC | 25.0 | 24.50 | -0.03 | 0 mm | 0 | 0099M | N/A | 1:1 | left | 0.689 | 1.122 | 0.773 | |
| 1880.00 | 9400 | UMTS 1900 | RMC | 20.5 | 20.47 | 0.02 | 0 mm | 0 | 0099M | N/A | 1:1 | back | 1.940 | 1.007 | 1.954 | |
| 1880.00 | 9400 | UMTS 1900 | RMC | 20.5 | 20.47 | -0.04 | 0 mm | 0 | 0099M | N/A | 1:1 | front | 1.740 | 1.007 | 1.752 | |
| 1852.40 | 9262 | UMTS 1900 | RMC | 20.5 | 20.33 | -0.07 | 0 mm | 0 | 0099M | N/A | 1:1 | bottom | 1.810 | 1.040 | 1.882 | |
| 1880.00 | 9400 | UMTS 1900 | RMC | 20.5 | 20.47 | -0.07 | 0 mm | 0 | 0099M | N/A | 1:1 | bottom | 2.040 | 1.007 | 2.054 | A72 |
| 1907.60 | 9538 | UMTS 1900 | RMC | 20.5 | 20.38 | -0.07 | 0 mm | 0 | 0099M | N/A | 1:1 | bottom | 1.940 | 1.028 | 1.994 | |
| ANSI / IEEE C95.1 1992 - SAFETY LIMIT Spatial Peak Uncontrolled Exposure/General Population | | | | | | | Phablet 4.0 W/kg (mW/g) averaged over 10 grams | | | | | | | | | |

Note: Blue entries represent variability measurements.

| | | | | |
|--------------------------------------|--|-------------------------------|---|---------------------------------|
| FCC ID A3LSMN976U |  PCTEST ENGINEERING LABORATORY, INC. | SAR EVALUATION REPORT |  | Approved by: Quality Manager |
| Document S/N: 1M1909040147-01.A3L | Test Dates: 09/10/19 – 11/06/19 | DUT Type: Portable Handset | Page 149 of 212 | |



**Table 11-63
LTE Band 66 Phablet SAR**

| MEASUREMENT RESULTS | | | | | | | | | | | | | | | | | | | | |
|---|--------|------|-------------------|-----------------|-----------|-----------------------------|-----------------------|------------------|----------|---------------|--|---------|-----------|---------|--------|------------|------------------|----------------|---------------------------|--------|
| FREQUENCY | | | Mode | Bandwidth [MHz] | Ant State | Maximum Allowed Power [dBm] | Conducted Power [dBm] | Power Drift [dB] | MPR [dB] | Serial Number | Modulation | RB Size | RB Offset | Spacing | Side | Duty Cycle | SAR (10g) (W/kg) | Scaling Factor | Reported SAR (10g) (W/kg) | Plot # |
| MHz | Ch. | | | | | | | | | | | | | | | | | | | |
| 1745.00 | 132322 | Mid | LTE Band 66 (AWS) | 20 | 23 | 25.0 | 24.58 | -0.05 | 0 | 0096M | QPSK | 1 | 0 | 8 mm | back | 1:1 | 1.100 | 1.102 | 1.212 | |
| 1745.00 | 132322 | Mid | LTE Band 66 (AWS) | 20 | 23 | 24.0 | 23.81 | -0.20 | 1 | 0096M | QPSK | 50 | 25 | 8 mm | back | 1:1 | 0.911 | 1.045 | 0.952 | |
| 1745.00 | 132322 | Mid | LTE Band 66 (AWS) | 20 | 23 | 25.0 | 24.58 | -0.08 | 0 | 0096M | QPSK | 1 | 0 | 6 mm | front | 1:1 | 1.320 | 1.102 | 1.455 | |
| 1745.00 | 132322 | Mid | LTE Band 66 (AWS) | 20 | 23 | 24.0 | 23.81 | -0.02 | 1 | 0096M | QPSK | 50 | 25 | 6 mm | front | 1:1 | 1.090 | 1.045 | 1.139 | |
| 1745.00 | 132322 | Mid | LTE Band 66 (AWS) | 20 | 23 | 25.0 | 24.58 | -0.02 | 0 | 0096M | QPSK | 1 | 0 | 11 mm | bottom | 1:1 | 1.280 | 1.102 | 1.411 | |
| 1745.00 | 132322 | Mid | LTE Band 66 (AWS) | 20 | 23 | 24.0 | 23.81 | 0.02 | 1 | 0096M | QPSK | 50 | 25 | 11 mm | bottom | 1:1 | 1.050 | 1.045 | 1.097 | |
| 1745.00 | 132322 | Mid | LTE Band 66 (AWS) | 20 | 23 | 25.0 | 24.58 | 0.00 | 0 | 0096M | QPSK | 1 | 0 | 0 mm | right | 1:1 | 0.312 | 1.102 | 0.344 | |
| 1745.00 | 132322 | Mid | LTE Band 66 (AWS) | 20 | 23 | 24.0 | 23.81 | 0.02 | 1 | 0096M | QPSK | 50 | 25 | 0 mm | right | 1:1 | 0.255 | 1.045 | 0.266 | |
| 1745.00 | 132322 | Mid | LTE Band 66 (AWS) | 20 | 23 | 25.0 | 24.58 | 0.01 | 0 | 0096M | QPSK | 1 | 0 | 0 mm | left | 1:1 | 0.537 | 1.102 | 0.592 | |
| 1745.00 | 132322 | Mid | LTE Band 66 (AWS) | 20 | 23 | 24.0 | 23.81 | 0.00 | 1 | 0096M | QPSK | 50 | 25 | 0 mm | left | 1:1 | 0.442 | 1.045 | 0.462 | |
| 1745.00 | 132322 | Mid | LTE Band 66 (AWS) | 20 | 23 | 20.5 | 19.98 | -0.01 | 0 | 0096M | QPSK | 1 | 50 | 0 mm | back | 1:1 | 1.770 | 1.127 | 1.995 | |
| 1745.00 | 132322 | Mid | LTE Band 66 (AWS) | 20 | 23 | 20.5 | 20.16 | 0.01 | 0 | 0096M | QPSK | 50 | 25 | 0 mm | back | 1:1 | 1.840 | 1.081 | 1.989 | |
| 1745.00 | 132322 | Mid | LTE Band 66 (AWS) | 20 | 23 | 20.5 | 19.98 | -0.09 | 0 | 0096M | QPSK | 1 | 50 | 0 mm | front | 1:1 | 1.690 | 1.127 | 1.905 | |
| 1745.00 | 132322 | Mid | LTE Band 66 (AWS) | 20 | 23 | 20.5 | 20.16 | -0.07 | 0 | 0096M | QPSK | 50 | 25 | 0 mm | front | 1:1 | 1.760 | 1.081 | 1.903 | |
| 1720.00 | 132072 | Low | LTE Band 66 (AWS) | 20 | 23 | 20.5 | 19.84 | 0.02 | 0 | 0096M | QPSK | 1 | 50 | 0 mm | bottom | 1:1 | 2.810 | 1.164 | 3.271 | |
| 1745.00 | 132322 | Mid | LTE Band 66 (AWS) | 20 | 23 | 20.5 | 19.98 | 0.02 | 0 | 0096M | QPSK | 1 | 50 | 0 mm | bottom | 1:1 | 2.400 | 1.127 | 2.705 | |
| 1770.00 | 132572 | High | LTE Band 66 (AWS) | 20 | 23 | 20.5 | 19.97 | -0.08 | 0 | 0096M | QPSK | 1 | 0 | 0 mm | bottom | 1:1 | 2.900 | 1.130 | 3.277 | |
| 1720.00 | 132072 | Low | LTE Band 66 (AWS) | 20 | 23 | 20.5 | 20.14 | 0.12 | 0 | 0096M | QPSK | 50 | 50 | 0 mm | bottom | 1:1 | 2.920 | 1.086 | 3.171 | A73 |
| 1745.00 | 132322 | Mid | LTE Band 66 (AWS) | 20 | 23 | 20.5 | 20.16 | -0.04 | 0 | 0096M | QPSK | 50 | 25 | 0 mm | bottom | 1:1 | 2.530 | 1.081 | 2.735 | |
| 1770.00 | 132572 | High | LTE Band 66 (AWS) | 20 | 23 | 20.5 | 20.11 | -0.04 | 0 | 0096M | QPSK | 50 | 25 | 0 mm | bottom | 1:1 | 2.890 | 1.094 | 3.162 | |
| 1745.00 | 132322 | Mid | LTE Band 66 (AWS) | 20 | 23 | 20.5 | 19.95 | -0.04 | 0 | 0096M | QPSK | 100 | 0 | 0 mm | bottom | 1:1 | 2.500 | 1.135 | 2.838 | |
| 1720.00 | 132072 | Low | LTE Band 66 (AWS) | 20 | 23 | 20.5 | 20.14 | 0.15 | 0 | 0096M | QPSK | 50 | 50 | 0 mm | bottom | 1:1 | 2.840 | 1.086 | 3.084 | |
| ANSI / IEEE C95.1 1992 - SAFETY LIMIT Spatial Peak Uncontrolled Exposure/General Population | | | | | | | | | | | Phablet 4.0 W/kg (mW/g) averaged over 10 grams | | | | | | | | | |

Note: Blue entries represent variability measurements.



**Table 11-64
LTE Band 66 Reduced Phablet SAR during Conditions with NR Active**

| MEASUREMENT RESULTS | | | | | | | | | | | | | | | | | | | |
|---|--------|------|-------------------|-----------------|-----------|-----------------------------|-----------------------|------------------|----------|------------|--|-----------|---------|--------|------------|------------------|----------------|---------------------------|--------|
| FREQUENCY | | | Mode | Bandwidth [MHz] | Ant State | Maximum Allowed Power [dBm] | Conducted Power [dBm] | Power Drift [dB] | MPR [dB] | Modulation | RB Size | RB Offset | Spacing | Side | Duty Cycle | SAR (10g) (W/kg) | Scaling Factor | Reported SAR (10g) (W/kg) | Plot # |
| MHz | Ch. | | | | | | | | | | | | | | | | | | |
| 1720.00 | 132072 | Low | LTE Band 66 (AWS) | 20 | 23 | 19.5 | 19.37 | 0.08 | 0 | QPSK | 1 | 50 | 0 mm | back | 1:1 | 1.270 | 1.030 | 1.308 | |
| 1720.00 | 132072 | Low | LTE Band 66 (AWS) | 20 | 23 | 19.5 | 19.40 | 0.08 | 0 | QPSK | 50 | 25 | 0 mm | back | 1:1 | 1.310 | 1.023 | 1.340 | |
| 1720.00 | 132072 | Low | LTE Band 66 (AWS) | 20 | 23 | 19.5 | 19.37 | 0.05 | 0 | QPSK | 1 | 50 | 0 mm | front | 1:1 | 1.350 | 1.030 | 1.391 | |
| 1720.00 | 132072 | Low | LTE Band 66 (AWS) | 20 | 23 | 19.5 | 19.40 | 0.06 | 0 | QPSK | 50 | 25 | 0 mm | front | 1:1 | 1.390 | 1.023 | 1.422 | |
| 1720.00 | 132072 | Low | LTE Band 66 (AWS) | 20 | 23 | 19.5 | 19.37 | -0.08 | 0 | QPSK | 1 | 50 | 0 mm | bottom | 1:1 | 1.850 | 1.030 | 1.906 | |
| 1720.00 | 132072 | Low | LTE Band 66 (AWS) | 20 | 23 | 19.5 | 19.40 | -0.04 | 0 | QPSK | 50 | 25 | 0 mm | bottom | 1:1 | 1.940 | 1.023 | 1.985 | |
| 1745.00 | 132322 | Mid | LTE Band 66 (AWS) | 20 | 23 | 19.5 | 19.19 | -0.06 | 0 | QPSK | 50 | 50 | 0 mm | bottom | 1:1 | 1.570 | 1.074 | 1.686 | |
| 1770.00 | 132572 | High | LTE Band 66 (AWS) | 20 | 23 | 19.5 | 19.24 | -0.07 | 0 | QPSK | 50 | 0 | 0 mm | bottom | 1:1 | 1.800 | 1.062 | 1.912 | |
| ANSI / IEEE C95.1 1992 - SAFETY LIMIT Spatial Peak Uncontrolled Exposure/General Population | | | | | | | | | | | Phablet 4.0 W/kg (mW/g) averaged over 10 grams | | | | | | | | |

| | | | | |
|--------------------------------------|---|-------------------------------|---|---------------------------------|
| FCC ID A3LSMN976U |  | SAR EVALUATION REPORT |  | Approved by: Quality Manager |
| Document S/N: 1M1909040147-01.A3L | Test Dates: 09/10/19 – 11/06/19 | DUT Type: Portable Handset | Page 150 of 212 | |

**Table 11-65
LTE Band 25 (PCS) Phablet SAR**

| MEASUREMENT RESULTS | | | | | | | | | | | | | | | | | | | | |
|---|-------|------|-------------------|-----------|-----------------------------|-----------------------|------------------|----------|---------------|--|---------|-----------|---------|-------|------------|------------------|----------------|---------------------------|--------|-----|
| FREQUENCY | | Mode | Bandwidth [MHz] | Ant State | Maximum Allowed Power [dBm] | Conducted Power [dBm] | Power Drift [dB] | MPR [dB] | Serial Number | Modulation | RB Size | RB Offset | Spacing | Side | Duty Cycle | SAR (10g) (W/kg) | Scaling Factor | Reported SAR (10g) (W/kg) | Plot # | |
| MHz | Ch. | | | | | | | | | | | | | | | | | | | |
| 1905.00 | 26590 | High | LTE Band 25 (PCS) | 20 | 23 | 25.0 | 24.06 | 0.02 | 0 | 0096M | QPSK | 1 | 0 | 8 mm | back | 1:1 | 0.952 | 1.242 | 1.182 | |
| 1905.00 | 26590 | High | LTE Band 25 (PCS) | 20 | 23 | 24.0 | 23.26 | -0.01 | 1 | 0096M | QPSK | 50 | 25 | 8 mm | back | 1:1 | 0.714 | 1.186 | 0.847 | |
| 1905.00 | 26590 | High | LTE Band 25 (PCS) | 20 | 23 | 25.0 | 24.06 | 0.03 | 0 | 0096M | QPSK | 1 | 0 | 6 mm | front | 1:1 | 0.984 | 1.242 | 1.222 | |
| 1905.00 | 26590 | High | LTE Band 25 (PCS) | 20 | 23 | 24.0 | 23.26 | 0.02 | 1 | 0096M | QPSK | 50 | 25 | 6 mm | front | 1:1 | 0.727 | 1.186 | 0.862 | |
| 1905.00 | 26590 | High | LTE Band 25 (PCS) | 20 | 23 | 25.0 | 24.06 | -0.06 | 0 | 0096M | QPSK | 1 | 0 | 11 mm | bottom | 1:1 | 1.210 | 1.242 | 1.503 | |
| 1905.00 | 26590 | High | LTE Band 25 (PCS) | 20 | 23 | 24.0 | 23.26 | -0.02 | 1 | 0096M | QPSK | 50 | 25 | 11 mm | bottom | 1:1 | 0.932 | 1.186 | 1.105 | |
| 1905.00 | 26590 | High | LTE Band 25 (PCS) | 20 | 23 | 25.0 | 24.06 | 0.14 | 0 | 0096M | QPSK | 1 | 0 | 0 mm | right | 1:1 | 0.187 | 1.242 | 0.232 | |
| 1905.00 | 26590 | High | LTE Band 25 (PCS) | 20 | 23 | 24.0 | 23.26 | 0.12 | 1 | 0096M | QPSK | 50 | 25 | 0 mm | right | 1:1 | 0.135 | 1.186 | 0.160 | |
| 1905.00 | 26590 | High | LTE Band 25 (PCS) | 20 | 23 | 25.0 | 24.06 | -0.15 | 0 | 0096M | QPSK | 1 | 0 | 0 mm | left | 1:1 | 0.278 | 1.242 | 0.345 | |
| 1905.00 | 26590 | High | LTE Band 25 (PCS) | 20 | 23 | 24.0 | 23.26 | -0.12 | 1 | 0096M | QPSK | 50 | 25 | 0 mm | left | 1:1 | 0.189 | 1.186 | 0.224 | |
| 1860.00 | 26140 | Low | LTE Band 25 (PCS) | 20 | 23 | 21.0 | 20.83 | -0.05 | 0 | 0096M | QPSK | 1 | 0 | 0 mm | back | 1:1 | 1.800 | 1.040 | 1.872 | |
| 1882.50 | 26365 | Mid | LTE Band 25 (PCS) | 20 | 23 | 21.0 | 20.81 | 0.18 | 0 | 0096M | QPSK | 1 | 99 | 0 mm | back | 1:1 | 1.330 | 1.045 | 1.390 | |
| 1905.00 | 26590 | High | LTE Band 25 (PCS) | 20 | 23 | 21.0 | 20.69 | 0.10 | 0 | 0096M | QPSK | 1 | 99 | 0 mm | back | 1:1 | 1.770 | 1.074 | 1.901 | |
| 1860.00 | 26140 | Low | LTE Band 25 (PCS) | 20 | 23 | 21.0 | 20.94 | -0.04 | 0 | 0096M | QPSK | 50 | 25 | 0 mm | back | 1:1 | 1.820 | 1.014 | 1.845 | |
| 1860.00 | 26140 | Low | LTE Band 25 (PCS) | 20 | 23 | 21.0 | 20.82 | -0.04 | 0 | 0096M | QPSK | 100 | 0 | 0 mm | back | 1:1 | 1.790 | 1.042 | 1.865 | |
| 1860.00 | 26140 | Low | LTE Band 25 (PCS) | 20 | 23 | 21.0 | 20.83 | -0.07 | 0 | 0096M | QPSK | 1 | 0 | 0 mm | front | 1:1 | 1.660 | 1.040 | 1.726 | |
| 1860.00 | 26140 | Low | LTE Band 25 (PCS) | 20 | 23 | 21.0 | 20.94 | -0.08 | 0 | 0096M | QPSK | 50 | 25 | 0 mm | front | 1:1 | 1.640 | 1.014 | 1.663 | |
| 1860.00 | 26140 | Low | LTE Band 25 (PCS) | 20 | 23 | 21.0 | 20.83 | -0.11 | 0 | 0096M | QPSK | 1 | 0 | 0 mm | bottom | 1:1 | 2.460 | 1.040 | 2.558 | A74 |
| 1882.50 | 26365 | Mid | LTE Band 25 (PCS) | 20 | 23 | 21.0 | 20.81 | -0.11 | 0 | 0096M | QPSK | 1 | 99 | 0 mm | bottom | 1:1 | 2.140 | 1.045 | 2.236 | |
| 1905.00 | 26590 | High | LTE Band 25 (PCS) | 20 | 23 | 21.0 | 20.69 | -0.12 | 0 | 0096M | QPSK | 1 | 99 | 0 mm | bottom | 1:1 | 1.880 | 1.074 | 2.019 | |
| 1860.00 | 26140 | Low | LTE Band 25 (PCS) | 20 | 23 | 21.0 | 20.94 | -0.11 | 0 | 0096M | QPSK | 50 | 25 | 0 mm | bottom | 1:1 | 2.390 | 1.014 | 2.423 | |
| 1882.50 | 26365 | Mid | LTE Band 25 (PCS) | 20 | 23 | 21.0 | 20.92 | -0.15 | 0 | 0096M | QPSK | 50 | 50 | 0 mm | bottom | 1:1 | 2.200 | 1.019 | 2.242 | |
| 1905.00 | 26590 | High | LTE Band 25 (PCS) | 20 | 23 | 21.0 | 20.86 | -0.10 | 0 | 0096M | QPSK | 50 | 25 | 0 mm | bottom | 1:1 | 1.940 | 1.033 | 2.004 | |
| 1860.00 | 26140 | Low | LTE Band 25 (PCS) | 20 | 23 | 21.0 | 20.82 | -0.12 | 0 | 0096M | QPSK | 100 | 0 | 0 mm | bottom | 1:1 | 2.400 | 1.042 | 2.501 | |
| ANSI / IEEE C95.1 1992 - SAFETY LIMIT Spatial Peak Uncontrolled Exposure/General Population | | | | | | | | | | Phablet 4.0 W/kg (mW/g) averaged over 10 grams | | | | | | | | | | |

| | | | | |
|--------------------------------------|---|-------------------------------|---|---------------------------------|
| FCC ID A3LSMN976U |  | SAR EVALUATION REPORT |  | Approved by: Quality Manager |
| Document S/N: 1M1909040147-01.A3L | Test Dates: 09/10/19 – 11/06/19 | DUT Type: Portable Handset | Page 151 of 212 | |

**Table 11-66
LTE Band 2 (PCS) Phablet SAR and/or with NR Active**

| MEASUREMENT RESULTS | | | | | | | | | | | | | | | | | | | | |
|---|-------|------|------------------|-----------|-----------------------------|-----------------------|------------------|----------|---------------|--|---------|-----------|---------|-------|------------|------------------|----------------|---------------------------|--------|-----|
| FREQUENCY | | Mode | Bandwidth [MHz] | Ant State | Maximum Allowed Power [dBm] | Conducted Power [dBm] | Power Drift [dB] | MPR [dB] | Serial Number | Modulation | RB Size | RB Offset | Spacing | Side | Duty Cycle | SAR (10g) (W/kg) | Scaling Factor | Reported SAR (10g) (W/kg) | Plot # | |
| MHz | Ch. | | | | | | | | | | | | | | | | | | | |
| 1900.00 | 19100 | High | LTE Band 2 (PCS) | 20 | 22 | 25.0 | 24.19 | -0.02 | 0 | 0096M | QPSK | 1 | 0 | 8 mm | back | 1:1 | 0.868 | 1.205 | 1.046 | |
| 1900.00 | 19100 | High | LTE Band 2 (PCS) | 20 | 22 | 24.0 | 23.20 | -0.05 | 1 | 0096M | QPSK | 50 | 25 | 8 mm | back | 1:1 | 0.766 | 1.202 | 0.921 | |
| 1900.00 | 19100 | High | LTE Band 2 (PCS) | 20 | 22 | 25.0 | 24.19 | 0.12 | 0 | 0096M | QPSK | 1 | 0 | 6 mm | front | 1:1 | 1.090 | 1.205 | 1.313 | |
| 1900.00 | 19100 | High | LTE Band 2 (PCS) | 20 | 22 | 24.0 | 23.20 | 0.15 | 1 | 0096M | QPSK | 50 | 25 | 6 mm | front | 1:1 | 0.895 | 1.202 | 1.076 | |
| 1900.00 | 19100 | High | LTE Band 2 (PCS) | 20 | 22 | 25.0 | 24.19 | -0.09 | 0 | 0096M | QPSK | 1 | 0 | 11 mm | bottom | 1:1 | 1.160 | 1.205 | 1.398 | |
| 1900.00 | 19100 | High | LTE Band 2 (PCS) | 20 | 22 | 24.0 | 23.20 | -0.05 | 1 | 0096M | QPSK | 50 | 25 | 11 mm | bottom | 1:1 | 0.986 | 1.202 | 1.185 | |
| 1900.00 | 19100 | High | LTE Band 2 (PCS) | 20 | 22 | 25.0 | 24.19 | -0.11 | 0 | 0096M | QPSK | 1 | 0 | 0 mm | right | 1:1 | 0.154 | 1.205 | 0.186 | |
| 1900.00 | 19100 | High | LTE Band 2 (PCS) | 20 | 22 | 24.0 | 23.20 | 0.18 | 1 | 0096M | QPSK | 50 | 25 | 0 mm | right | 1:1 | 0.137 | 1.202 | 0.165 | |
| 1900.00 | 19100 | High | LTE Band 2 (PCS) | 20 | 22 | 25.0 | 24.19 | -0.14 | 0 | 0096M | QPSK | 1 | 0 | 0 mm | left | 1:1 | 0.211 | 1.205 | 0.254 | |
| 1900.00 | 19100 | High | LTE Band 2 (PCS) | 20 | 22 | 24.0 | 23.20 | -0.16 | 1 | 0096M | QPSK | 50 | 25 | 0 mm | left | 1:1 | 0.155 | 1.202 | 0.186 | |
| 1860.00 | 18700 | Low | LTE Band 2 (PCS) | 20 | 22 | 21.0 | 20.86 | 0.03 | 0 | 0096M | QPSK | 1 | 0 | 0 mm | back | 1:1 | 1.590 | 1.033 | 1.642 | |
| 1860.00 | 18700 | Low | LTE Band 2 (PCS) | 20 | 22 | 21.0 | 20.88 | 0.01 | 0 | 0096M | QPSK | 50 | 25 | 0 mm | back | 1:1 | 1.650 | 1.028 | 1.696 | |
| 1860.00 | 18700 | Low | LTE Band 2 (PCS) | 20 | 22 | 21.0 | 20.86 | 0.00 | 0 | 0096M | QPSK | 1 | 0 | 0 mm | front | 1:1 | 1.430 | 1.033 | 1.477 | |
| 1860.00 | 18700 | Low | LTE Band 2 (PCS) | 20 | 22 | 21.0 | 20.88 | 0.01 | 0 | 0096M | QPSK | 50 | 25 | 0 mm | front | 1:1 | 1.490 | 1.028 | 1.532 | |
| 1860.00 | 18700 | Low | LTE Band 2 (PCS) | 20 | 22 | 21.0 | 20.86 | -0.14 | 0 | 0096M | QPSK | 1 | 0 | 0 mm | bottom | 1:1 | 2.170 | 1.033 | 2.242 | |
| 1880.00 | 18900 | Mid | LTE Band 2 (PCS) | 20 | 22 | 21.0 | 20.70 | -0.15 | 0 | 0096M | QPSK | 1 | 99 | 0 mm | bottom | 1:1 | 2.280 | 1.072 | 2.444 | |
| 1900.00 | 19100 | High | LTE Band 2 (PCS) | 20 | 22 | 21.0 | 20.73 | -0.13 | 0 | 0096M | QPSK | 1 | 0 | 0 mm | bottom | 1:1 | 1.950 | 1.064 | 2.075 | |
| 1860.00 | 18700 | Low | LTE Band 2 (PCS) | 20 | 22 | 21.0 | 20.88 | -0.15 | 0 | 0096M | QPSK | 50 | 25 | 0 mm | bottom | 1:1 | 2.340 | 1.028 | 2.406 | |
| 1880.00 | 18900 | Mid | LTE Band 2 (PCS) | 20 | 22 | 21.0 | 20.81 | -0.18 | 0 | 0096M | QPSK | 50 | 50 | 0 mm | bottom | 1:1 | 2.370 | 1.045 | 2.477 | A75 |
| 1900.00 | 19100 | High | LTE Band 2 (PCS) | 20 | 22 | 21.0 | 20.85 | -0.13 | 0 | 0096M | QPSK | 50 | 25 | 0 mm | bottom | 1:1 | 2.020 | 1.035 | 2.091 | |
| 1860.00 | 18700 | Low | LTE Band 2 (PCS) | 20 | 22 | 21.0 | 20.85 | -0.16 | 0 | 0096M | QPSK | 100 | 0 | 0 mm | bottom | 1:1 | 2.300 | 1.035 | 2.381 | |
| ANSI / IEEE C95.1 1992 - SAFETY LIMIT Spatial Peak Uncontrolled Exposure/General Population | | | | | | | | | | Phablet 4.0 W/kg (mW/g) averaged over 10 grams | | | | | | | | | | |



| | | | | |
|---|---|--------------------------------------|---|--|
| FCC ID A3LSMN976U |  PCTEST ENGINEERING LABORATORY, INC. | SAR EVALUATION REPORT |  | Approved by: Quality Manager |
| Document S/N: 1M1909040147-01.A3L | Test Dates: 09/10/19 – 11/06/19 | DUT Type: Portable Handset | Page 152 of 212 | |



Table 11-67
LTE Band 30 Phablet SAR

| MEASUREMENT RESULTS | | | | | | | | | | | | | | | | | | | |
|---|-------|------|-----------------|-----------------------------|-----------------------|------------------|----------|---------------|------------|--|-----------|---------|-------|------------|-----------|----------------|--------------------|--------|-----|
| FREQUENCY | | Mode | Bandwidth [MHz] | Maximum Allowed Power [dBm] | Conducted Power [dBm] | Power Drift [dB] | MPR [dB] | Serial Number | Modulation | RB Size | RB Offset | Spacing | Side | Duty Cycle | SAR (10g) | Scaling Factor | Reported SAR (10g) | Plot # | |
| MHz | Ch. | | | | | | | | | | | | | | (W/kg) | | (W/kg) | | |
| 2310.00 | 27710 | Mid | LTE Band 30 | 10 | 24.0 | 23.33 | 0.01 | 0 | 0089M | QPSK | 1 | 25 | 8 mm | back | 1:1 | 0.642 | 1.167 | 0.749 | |
| 2310.00 | 27710 | Mid | LTE Band 30 | 10 | 23.0 | 22.44 | -0.03 | 1 | 0089M | QPSK | 25 | 12 | 8 mm | back | 1:1 | 0.516 | 1.138 | 0.587 | |
| 2310.00 | 27710 | Mid | LTE Band 30 | 10 | 24.0 | 23.33 | 0.01 | 0 | 0089M | QPSK | 1 | 25 | 6 mm | front | 1:1 | 0.708 | 1.167 | 0.826 | |
| 2310.00 | 27710 | Mid | LTE Band 30 | 10 | 23.0 | 22.44 | -0.02 | 1 | 0089M | QPSK | 25 | 12 | 6 mm | front | 1:1 | 0.569 | 1.138 | 0.648 | |
| 2310.00 | 27710 | Mid | LTE Band 30 | 10 | 24.0 | 23.33 | 0.02 | 0 | 0089M | QPSK | 1 | 25 | 11 mm | bottom | 1:1 | 0.832 | 1.167 | 0.971 | |
| 2310.00 | 27710 | Mid | LTE Band 30 | 10 | 23.0 | 22.44 | -0.03 | 1 | 0089M | QPSK | 25 | 12 | 11 mm | bottom | 1:1 | 0.651 | 1.138 | 0.741 | |
| 2310.00 | 27710 | Mid | LTE Band 30 | 10 | 24.0 | 23.33 | 0.04 | 0 | 0089M | QPSK | 1 | 25 | 0 mm | right | 1:1 | 0.149 | 1.167 | 0.174 | |
| 2310.00 | 27710 | Mid | LTE Band 30 | 10 | 23.0 | 22.44 | 0.09 | 1 | 0089M | QPSK | 25 | 12 | 0 mm | right | 1:1 | 0.120 | 1.138 | 0.137 | |
| 2310.00 | 27710 | Mid | LTE Band 30 | 10 | 24.0 | 23.33 | -0.01 | 0 | 0089M | QPSK | 1 | 25 | 0 mm | left | 1:1 | 0.374 | 1.167 | 0.436 | |
| 2310.00 | 27710 | Mid | LTE Band 30 | 10 | 23.0 | 22.44 | -0.01 | 1 | 0089M | QPSK | 25 | 12 | 0 mm | left | 1:1 | 0.292 | 1.138 | 0.332 | |
| 2310.00 | 27710 | Mid | LTE Band 30 | 10 | 23.0 | 23.00 | 0.00 | 0 | 0089M | QPSK | 1 | 49 | 0 mm | back | 1:1 | 1.950 | 1.000 | 1.950 | |
| 2310.00 | 27710 | Mid | LTE Band 30 | 10 | 23.0 | 23.00 | 0.01 | 0 | 0089M | QPSK | 25 | 12 | 0 mm | back | 1:1 | 1.980 | 1.000 | 1.980 | |
| 2310.00 | 27710 | Mid | LTE Band 30 | 10 | 23.0 | 22.99 | 0.12 | 0 | 0089M | QPSK | 50 | 0 | 0 mm | back | 1:1 | 1.960 | 1.002 | 1.964 | |
| 2310.00 | 27710 | Mid | LTE Band 30 | 10 | 23.0 | 23.00 | 0.00 | 0 | 0089M | QPSK | 1 | 49 | 0 mm | front | 1:1 | 1.520 | 1.000 | 1.520 | |
| 2310.00 | 27710 | Mid | LTE Band 30 | 10 | 23.0 | 23.00 | 0.03 | 0 | 0089M | QPSK | 25 | 12 | 0 mm | front | 1:1 | 1.550 | 1.000 | 1.550 | |
| 2310.00 | 27710 | Mid | LTE Band 30 | 10 | 23.0 | 23.00 | 0.04 | 0 | 0089M | QPSK | 1 | 49 | 0 mm | bottom | 1:1 | 2.250 | 1.000 | 2.250 | |
| 2310.00 | 27710 | Mid | LTE Band 30 | 10 | 23.0 | 23.00 | 0.04 | 0 | 0089M | QPSK | 25 | 12 | 0 mm | bottom | 1:1 | 2.340 | 1.000 | 2.340 | A76 |
| 2310.00 | 27710 | Mid | LTE Band 30 | 10 | 23.0 | 22.99 | -0.10 | 0 | 0089M | QPSK | 50 | 0 | 0 mm | bottom | 1:1 | 2.180 | 1.002 | 2.184 | |
| 2310.00 | 27710 | Mid | LTE Band 30 | 10 | 23.0 | 23.00 | 0.04 | 0 | 0089M | QPSK | 25 | 12 | 0 mm | bottom | 1:1 | 2.330 | 1.000 | 2.330 | |
| ANSI / IEEE C95.1 1992 - SAFETY LIMIT Spatial Peak Uncontrolled Exposure/General Population | | | | | | | | | | Phablet 4.0 W/kg (mW/g) averaged over 10 grams | | | | | | | | | |

Note: Blue entries represent variability measurements.

Table 11-68
LTE Band 30 Reduced Phablet SAR during Conditions with NR Active

| MEASUREMENT RESULTS | | | | | | | | | | | | | | | | | | | |
|---|-------|------|-----------------|-----------------------------|-----------------------|------------------|----------|---------------|------------|--|-----------|---------|------|------------|-----------|----------------|--------------------|--------|--|
| FREQUENCY | | Mode | Bandwidth [MHz] | Maximum Allowed Power [dBm] | Conducted Power [dBm] | Power Drift [dB] | MPR [dB] | Serial Number | Modulation | RB Size | RB Offset | Spacing | Side | Duty Cycle | SAR (10g) | Scaling Factor | Reported SAR (10g) | Plot # | |
| MHz | Ch. | | | | | | | | | | | | | | (W/kg) | | (W/kg) | | |
| 2310.00 | 27710 | Mid | LTE Band 30 | 10 | 21.5 | 21.01 | -0.20 | 0 | 0089M | QPSK | 1 | 0 | 0 mm | back | 1:1 | 1.530 | 1.119 | 1.712 | |
| 2310.00 | 27710 | Mid | LTE Band 30 | 10 | 21.5 | 21.02 | -0.13 | 0 | 0089M | QPSK | 25 | 0 | 0 mm | back | 1:1 | 1.530 | 1.117 | 1.709 | |
| 2310.00 | 27710 | Mid | LTE Band 30 | 10 | 21.5 | 21.01 | -0.08 | 0 | 0089M | QPSK | 1 | 0 | 0 mm | front | 1:1 | 1.270 | 1.119 | 1.421 | |
| 2310.00 | 27710 | Mid | LTE Band 30 | 10 | 21.5 | 21.02 | -0.08 | 0 | 0089M | QPSK | 25 | 0 | 0 mm | front | 1:1 | 1.280 | 1.117 | 1.430 | |
| 2310.00 | 27710 | Mid | LTE Band 30 | 10 | 21.5 | 21.01 | -0.19 | 0 | 0089M | QPSK | 1 | 0 | 0 mm | bottom | 1:1 | 1.940 | 1.119 | 2.171 | |
| 2310.00 | 27710 | Mid | LTE Band 30 | 10 | 21.5 | 21.02 | -0.16 | 0 | 0089M | QPSK | 25 | 0 | 0 mm | bottom | 1:1 | 1.950 | 1.117 | 2.178 | |
| 2310.00 | 27710 | Mid | LTE Band 30 | 10 | 21.5 | 21.00 | -0.19 | 0 | 0089M | QPSK | 50 | 0 | 0 mm | bottom | 1:1 | 1.950 | 1.122 | 2.188 | |
| ANSI / IEEE C95.1 1992 - SAFETY LIMIT Spatial Peak Uncontrolled Exposure/General Population | | | | | | | | | | Phablet 4.0 W/kg (mW/g) averaged over 10 grams | | | | | | | | | |

| | | | | |
|--------------------------------------|---|-------------------------------|---|---------------------------------|
| FCC ID A3LSMN976U |  | SAR EVALUATION REPORT |  | Approved by: Quality Manager |
| Document S/N: 1M1909040147-01.A3L | Test Dates: 09/10/19 – 11/06/19 | DUT Type: Portable Handset | | Page 153 of 212 |



**Table 11-69
LTE Band 7 Phablet SAR**

| MEASUREMENT RESULTS | | | | | | | | | | | | | | | | | | | |
|---|-------|------|-----------------|-----------------------------|-----------------------|------------------|----------|---------------|--|---------|-----------|---------|-------|------------|-----------|----------------|--------------------|--------|-----|
| FREQUENCY | | Mode | Bandwidth [MHz] | Maximum Allowed Power [dBm] | Conducted Power [dBm] | Power Drift [dB] | MPR [dB] | Serial Number | Modulation | RB Size | RB Offset | Spacing | Side | Duty Cycle | SAR (10g) | Scaling Factor | Reported SAR (10g) | Plot # | |
| MHz | Ch. | | | | | | | | | | | | | | (W/kg) | | (W/kg) | | |
| 2510.00 | 20850 | Low | LTE Band 7 | 20 | 24.0 | 23.67 | -0.12 | 0 | 0089M | QPSK | 1 | 0 | 8 mm | back | 1:1 | 0.453 | 1.079 | 0.489 | |
| 2510.00 | 20850 | Low | LTE Band 7 | 20 | 23.0 | 22.76 | 0.05 | 1 | 0089M | QPSK | 50 | 0 | 8 mm | back | 1:1 | 0.396 | 1.057 | 0.419 | |
| 2510.00 | 20850 | Low | LTE Band 7 | 20 | 24.0 | 23.67 | -0.12 | 0 | 0089M | QPSK | 1 | 0 | 6 mm | front | 1:1 | 0.399 | 1.079 | 0.431 | |
| 2510.00 | 20850 | Low | LTE Band 7 | 20 | 23.0 | 22.76 | 0.02 | 1 | 0089M | QPSK | 50 | 0 | 6 mm | front | 1:1 | 0.356 | 1.057 | 0.376 | |
| 2510.00 | 20850 | Low | LTE Band 7 | 20 | 24.0 | 23.67 | -0.04 | 0 | 0089M | QPSK | 1 | 0 | 11 mm | bottom | 1:1 | 0.484 | 1.079 | 0.522 | |
| 2510.00 | 20850 | Low | LTE Band 7 | 20 | 23.0 | 22.76 | -0.13 | 1 | 0089M | QPSK | 50 | 0 | 11 mm | bottom | 1:1 | 0.412 | 1.057 | 0.435 | |
| 2510.00 | 20850 | Low | LTE Band 7 | 20 | 24.0 | 23.67 | 0.09 | 0 | 0089M | QPSK | 1 | 0 | 0 mm | right | 1:1 | 0.267 | 1.079 | 0.288 | |
| 2510.00 | 20850 | Low | LTE Band 7 | 20 | 23.0 | 22.76 | 0.09 | 1 | 0089M | QPSK | 50 | 0 | 0 mm | right | 1:1 | 0.222 | 1.057 | 0.235 | |
| 2510.00 | 20850 | Low | LTE Band 7 | 20 | 24.0 | 23.67 | -0.12 | 0 | 0089M | QPSK | 1 | 0 | 0 mm | left | 1:1 | 0.895 | 1.079 | 0.966 | |
| 2510.00 | 20850 | Low | LTE Band 7 | 20 | 23.0 | 22.76 | -0.19 | 1 | 0089M | QPSK | 50 | 0 | 0 mm | left | 1:1 | 0.740 | 1.057 | 0.782 | |
| 2510.00 | 20850 | Low | LTE Band 7 | 20 | 21.5 | 20.70 | 0.07 | 0 | 0089M | QPSK | 1 | 0 | 0 mm | back | 1:1 | 1.530 | 1.202 | 1.839 | |
| 2510.00 | 20850 | Low | LTE Band 7 | 20 | 21.5 | 20.90 | 0.09 | 0 | 0089M | QPSK | 50 | 0 | 0 mm | back | 1:1 | 1.590 | 1.148 | 1.825 | |
| 2510.00 | 20850 | Low | LTE Band 7 | 20 | 21.5 | 20.70 | -0.10 | 0 | 0089M | QPSK | 1 | 0 | 0 mm | front | 1:1 | 1.160 | 1.202 | 1.394 | |
| 2510.00 | 20850 | Low | LTE Band 7 | 20 | 21.5 | 20.90 | -0.05 | 0 | 0089M | QPSK | 50 | 0 | 0 mm | front | 1:1 | 1.210 | 1.148 | 1.389 | |
| 2510.00 | 20850 | Low | LTE Band 7 | 20 | 21.5 | 20.70 | -0.12 | 0 | 0089M | QPSK | 1 | 0 | 0 mm | bottom | 1:1 | 1.700 | 1.202 | 2.043 | |
| 2535.00 | 21100 | Mid | LTE Band 7 | 20 | 21.5 | 20.56 | -0.15 | 0 | 0089M | QPSK | 1 | 0 | 0 mm | bottom | 1:1 | 1.700 | 1.242 | 2.111 | |
| 2560.00 | 21350 | High | LTE Band 7 | 20 | 21.5 | 20.32 | -0.10 | 0 | 0089M | QPSK | 1 | 0 | 0 mm | bottom | 1:1 | 1.810 | 1.312 | 2.375 | |
| 2510.00 | 20850 | Low | LTE Band 7 | 20 | 21.5 | 20.90 | -0.07 | 0 | 0089M | QPSK | 50 | 0 | 0 mm | bottom | 1:1 | 1.790 | 1.148 | 2.055 | |
| 2535.00 | 21100 | Mid | LTE Band 7 | 20 | 21.5 | 20.57 | -0.08 | 0 | 0089M | QPSK | 50 | 0 | 0 mm | bottom | 1:1 | 1.770 | 1.239 | 2.193 | |
| 2560.00 | 21350 | High | LTE Band 7 | 20 | 21.5 | 20.36 | 0.02 | 0 | 0089M | QPSK | 50 | 0 | 0 mm | bottom | 1:1 | 1.880 | 1.300 | 2.444 | A77 |
| 2510.00 | 20850 | Low | LTE Band 7 | 20 | 21.5 | 20.68 | -0.10 | 0 | 0089M | QPSK | 100 | 0 | 0 mm | bottom | 1:1 | 1.770 | 1.208 | 2.138 | |
| ANSI / IEEE C95.1 1992 - SAFETY LIMIT Spatial Peak Uncontrolled Exposure/General Population | | | | | | | | | Phablet 4.0 W/kg (mW/g) averaged over 10 grams | | | | | | | | | | |

**Table 11-70
LTE Band 41 Phablet SAR**

| MEASUREMENT RESULTS | | | | | | | | | | | | | | | | | | | | |
|---|-----------|-------|----------|-----------------|-----------------------------|-----------------------|------------------|----------|--|------------|---------|-----------|---------|------|------------|-----------|----------------|--------------------|--------|-----|
| Power Class | FREQUENCY | | Mode | Bandwidth [MHz] | Maximum Allowed Power [dBm] | Conducted Power [dBm] | Power Drift [dB] | MPR [dB] | Serial Number | Modulation | RB Size | RB Offset | Spacing | Side | Duty Cycle | SAR (10g) | Scaling Factor | Reported SAR (10g) | Plot # | |
| | MHz | Ch. | | | | | | | | | | | | | | (W/kg) | | (W/kg) | | |
| Power Class 3 | 2506.00 | 39750 | Low | LTE Band 41 | 20 | 24.5 | 24.05 | -0.10 | 0 | 0089M | QPSK | 1 | 0 | 0 mm | bottom | 1:1.58 | 1.900 | 1.109 | 2.107 | |
| Power Class 3 | 2549.50 | 40185 | Low-Mid | LTE Band 41 | 20 | 24.5 | 23.63 | -0.14 | 0 | 0089M | QPSK | 1 | 0 | 0 mm | bottom | 1:1.58 | 1.970 | 1.222 | 2.407 | |
| Power Class 3 | 2593.00 | 40620 | Mid | LTE Band 41 | 20 | 24.5 | 23.74 | 0.04 | 0 | 0089M | QPSK | 1 | 50 | 0 mm | bottom | 1:1.58 | 2.320 | 1.191 | 2.763 | A78 |
| Power Class 3 | 2636.50 | 41055 | Mid-High | LTE Band 41 | 20 | 24.5 | 24.07 | -0.02 | 0 | 0089M | QPSK | 1 | 50 | 0 mm | bottom | 1:1.58 | 1.980 | 1.104 | 2.186 | |
| Power Class 3 | 2680.00 | 41490 | High | LTE Band 41 | 20 | 24.5 | 23.86 | -0.05 | 0 | 0089M | QPSK | 1 | 50 | 0 mm | bottom | 1:1.58 | 1.610 | 1.159 | 1.866 | |
| Power Class 3 | 2506.00 | 39750 | Low | LTE Band 41 | 20 | 23.5 | 22.98 | -0.13 | 1 | 0089M | QPSK | 50 | 25 | 0 mm | bottom | 1:1.58 | 1.590 | 1.127 | 1.792 | |
| Power Class 3 | 2549.50 | 40185 | Low-Mid | LTE Band 41 | 20 | 23.5 | 22.48 | -0.08 | 1 | 0089M | QPSK | 50 | 50 | 0 mm | bottom | 1:1.58 | 1.590 | 1.265 | 2.011 | |
| Power Class 3 | 2593.00 | 40620 | Mid | LTE Band 41 | 20 | 23.5 | 22.71 | -0.05 | 1 | 0089M | QPSK | 50 | 25 | 0 mm | bottom | 1:1.58 | 1.890 | 1.199 | 2.266 | |
| Power Class 3 | 2636.50 | 41055 | Mid-High | LTE Band 41 | 20 | 23.5 | 23.08 | -0.05 | 1 | 0089M | QPSK | 50 | 0 | 0 mm | bottom | 1:1.58 | 1.670 | 1.102 | 1.840 | |
| Power Class 3 | 2680.00 | 41490 | High | LTE Band 41 | 20 | 23.5 | 22.97 | -0.10 | 1 | 0089M | QPSK | 50 | 25 | 0 mm | bottom | 1:1.58 | 1.290 | 1.130 | 1.458 | |
| Power Class 3 | 2636.50 | 41055 | Mid-High | LTE Band 41 | 20 | 23.5 | 22.93 | -0.06 | 1 | 0089M | QPSK | 100 | 0 | 0 mm | bottom | 1:1.58 | 1.650 | 1.140 | 1.881 | |
| Power Class 2 | 2593.00 | 40620 | Mid | LTE Band 41 | 20 | 25.5 | 24.53 | 0.16 | 0 | 0089M | QPSK | 1 | 50 | 0 mm | bottom | 1:2.31 | 1.910 | 1.250 | 2.388 | |
| Power Class 3 | 2593.00 | 40620 | Mid | LTE Band 41 | 20 | 24.5 | 23.74 | 0.04 | 0 | 0089M | QPSK | 1 | 50 | 0 mm | bottom | 1:1.58 | 2.310 | 1.191 | 2.751 | |
| ANSI / IEEE C95.1 1992 - SAFETY LIMIT Spatial Peak Uncontrolled Exposure/General Population | | | | | | | | | Phablet 4.0 W/kg (mW/g) averaged over 10 grams | | | | | | | | | | | |

Note: Blue entries represent variability measurements.

| | | | | |
|--------------------------------------|---|-------------------------------|---|---------------------------------|
| FCC ID A3LSMN976U |  | SAR EVALUATION REPORT |  | Approved by: Quality Manager |
| Document S/N: 1M1909040147-01.A3L | Test Dates: 09/10/19 – 11/06/19 | DUT Type: Portable Handset | Page 154 of 212 | |



**Table 11-71
WLAN Phablet SAR**

| MEASUREMENT RESULTS | | | | | | | | | | | | | | | | | | | |
|---|-----|---------|---------|-----------------|-----------------------------|-----------------------|------------------|---------|-----------------|--|------------------|-------|----------------|-----------------------|-----------|------------------------|-----------------------------|--------------------|--------|
| FREQUENCY | | Mode | Service | Bandwidth [MHz] | Maximum Allowed Power [dBm] | Conducted Power [dBm] | Power Drift [dB] | Spacing | Antenna Config. | Device Serial Number | Data Rate (Mbps) | Side | Duty Cycle (%) | Peak SAR of Area Scan | SAR (10g) | Scaling Factor (Power) | Scaling Factor (Duty Cycle) | Reported SAR (10g) | Plot # |
| MHz | Ch. | | | | | | | | | | | | | W/kg | (W/kg) | | | (W/kg) | |
| 5260 | 52 | 802.11a | OFDM | 20 | 18.0 | 17.93 | -0.10 | 0 mm | 1 | 0585M | 6 | back | 98.8 | 4.842 | - | 1.016 | 1.012 | - | |
| 5260 | 52 | 802.11a | OFDM | 20 | 18.0 | 17.93 | -0.14 | 0 mm | 1 | 0585M | 6 | front | 98.8 | 1.129 | 0.178 | 1.016 | 1.012 | 0.183 | |
| 5260 | 52 | 802.11a | OFDM | 20 | 18.0 | 17.93 | -0.13 | 0 mm | 1 | 0585M | 6 | top | 98.8 | 2.322 | - | 1.016 | 1.012 | - | |
| 5260 | 52 | 802.11a | OFDM | 20 | 18.0 | 17.93 | -0.17 | 0 mm | 1 | 0585M | 6 | left | 98.8 | 6.297 | 0.597 | 1.016 | 1.012 | 0.614 | |
| 5280 | 56 | 802.11a | OFDM | 20 | 18.0 | 17.98 | 0.03 | 0 mm | 2 | 0585M | 6 | back | 98.8 | 6.810 | 1.090 | 1.005 | 1.012 | 1.109 | |
| 5280 | 56 | 802.11a | OFDM | 20 | 18.0 | 17.98 | -0.19 | 0 mm | 2 | 0585M | 6 | front | 98.8 | 0.271 | - | 1.005 | 1.012 | - | |
| 5280 | 56 | 802.11a | OFDM | 20 | 18.0 | 17.98 | 0.15 | 0 mm | 2 | 0585M | 6 | top | 98.8 | 0.405 | - | 1.005 | 1.012 | - | |
| 5280 | 56 | 802.11a | OFDM | 20 | 18.0 | 17.98 | -0.01 | 0 mm | 2 | 0585M | 6 | left | 98.8 | 0.583 | 0.042 | 1.005 | 1.012 | 0.043 | |
| 5720 | 144 | 802.11a | OFDM | 20 | 18.0 | 17.94 | 0.02 | 0 mm | 1 | 0585M | 6 | back | 98.8 | 7.979 | 1.050 | 1.014 | 1.012 | 1.077 | |
| 5720 | 144 | 802.11a | OFDM | 20 | 18.0 | 17.94 | -0.15 | 0 mm | 1 | 0585M | 6 | front | 98.8 | 1.606 | 0.291 | 1.014 | 1.012 | 0.299 | |
| 5720 | 144 | 802.11a | OFDM | 20 | 18.0 | 17.94 | 0.09 | 0 mm | 1 | 0585M | 6 | top | 98.8 | 4.295 | - | 1.014 | 1.012 | - | |
| 5720 | 144 | 802.11a | OFDM | 20 | 18.0 | 17.94 | -0.17 | 0 mm | 1 | 0585M | 6 | left | 98.8 | 5.296 | 0.515 | 1.014 | 1.012 | 0.528 | |
| 5620 | 124 | 802.11a | OFDM | 20 | 18.0 | 17.85 | 0.12 | 0 mm | 2 | 0585M | 6 | back | 98.8 | 9.093 | 0.905 | 1.035 | 1.012 | 0.948 | |
| 5620 | 124 | 802.11a | OFDM | 20 | 18.0 | 17.85 | -0.11 | 0 mm | 2 | 0585M | 6 | front | 98.8 | 2.667 | - | 1.035 | 1.012 | - | |
| 5620 | 124 | 802.11a | OFDM | 20 | 18.0 | 17.85 | -0.13 | 0 mm | 2 | 0585M | 6 | top | 98.8 | 0.856 | - | 1.035 | 1.012 | - | |
| 5620 | 124 | 802.11a | OFDM | 20 | 18.0 | 17.85 | -0.17 | 0 mm | 2 | 0585M | 6 | left | 98.8 | 7.573 | - | 1.035 | 1.012 | - | |
| ANSI / IEEE C95.1 1992 - SAFETY LIMIT Spatial Peak Uncontrolled Exposure/General Population | | | | | | | | | | Phablet 4.0 W/kg (mW/g) averaged over 10 grams | | | | | | | | | |

**Table 11-72
WLAN MIMO Phablet SAR**

| MEASUREMENT RESULTS | | | | | | | | | | | | | | | | | | | | | |
|---|-----|---------|---------|-----------------|-------------------------------------|-------------------------------|-------------------------------------|-------------------------------|------------------|--|-----------------|----------------------|------------------|-------|----------------|-----------------------|-----------|------------------------|-----------------------------|--------------------|--------|
| FREQUENCY | | Mode | Service | Bandwidth [MHz] | Maximum Allowed Power (Ant 1) [dBm] | Conducted Power (Ant 1) [dBm] | Maximum Allowed Power (Ant 2) [dBm] | Conducted Power (Ant 2) [dBm] | Power Drift [dB] | Spacing | Antenna Config. | Device Serial Number | Data Rate (Mbps) | Side | Duty Cycle (%) | Peak SAR of Area Scan | SAR (10g) | Scaling Factor (Power) | Scaling Factor (Duty Cycle) | Reported SAR (10g) | Plot # |
| MHz | Ch. | | | | | | | | | | | | | | | W/kg | (W/kg) | | | (W/kg) | |
| 5300 | 60 | 802.11n | OFDM | 20 | 18.0 | 17.95 | 18.0 | 17.86 | -0.17 | 0 mm | MIMO | 0585M | 13 | back | 99.7 | 13.536 | 1.630 | 1.033 | 1.003 | 1.689 | |
| 5300 | 60 | 802.11n | OFDM | 20 | 18.0 | 17.95 | 18.0 | 17.86 | -0.16 | 0 mm | MIMO | 0585M | 13 | front | 99.7 | 1.845 | 0.196 | 1.033 | 1.003 | 0.203 | |
| 5300 | 60 | 802.11n | OFDM | 20 | 18.0 | 17.95 | 18.0 | 17.86 | -0.16 | 0 mm | MIMO | 0585M | 13 | top | 99.7 | 3.462 | - | 1.033 | 1.003 | - | |
| 5300 | 60 | 802.11n | OFDM | 20 | 18.0 | 17.95 | 18.0 | 17.86 | -0.11 | 0 mm | MIMO | 0585M | 13 | left | 99.7 | 4.624 | 0.530 | 1.033 | 1.003 | 0.549 | |
| 5500 | 100 | 802.11n | OFDM | 20 | 18.0 | 17.55 | 18.0 | 17.84 | -0.16 | 0 mm | MIMO | 0585M | 13 | back | 99.7 | 13.434 | 1.920 | 1.109 | 1.003 | 2.136 | A78 |
| 5620 | 124 | 802.11n | OFDM | 20 | 18.0 | 17.94 | 18.0 | 17.58 | -0.14 | 0 mm | MIMO | 0585M | 13 | back | 99.7 | 15.012 | 1.700 | 1.102 | 1.003 | 1.879 | |
| 5720 | 144 | 802.11n | OFDM | 20 | 18.0 | 17.74 | 18.0 | 17.46 | 0.01 | 0 mm | MIMO | 0585M | 13 | back | 99.7 | 13.703 | 1.630 | 1.132 | 1.003 | 1.851 | |
| 5620 | 124 | 802.11n | OFDM | 20 | 18.0 | 17.94 | 18.0 | 17.58 | -0.14 | 0 mm | MIMO | 0585M | 13 | front | 99.7 | 2.961 | 0.352 | 1.102 | 1.003 | 0.389 | |
| 5620 | 124 | 802.11n | OFDM | 20 | 18.0 | 17.94 | 18.0 | 17.58 | -0.19 | 0 mm | MIMO | 0585M | 13 | top | 99.7 | 5.487 | - | 1.102 | 1.003 | - | |
| 5620 | 124 | 802.11n | OFDM | 20 | 18.0 | 17.94 | 18.0 | 17.58 | -0.06 | 0 mm | MIMO | 0585M | 13 | left | 99.7 | 4.331 | 0.565 | 1.102 | 1.003 | 0.624 | |
| ANSI / IEEE C95.1 1992 - SAFETY LIMIT Spatial Peak Uncontrolled Exposure/General Population | | | | | | | | | | Phablet 4.0 W/kg (mW/g) averaged over 10 grams | | | | | | | | | | | |

Note: To achieve the 21.0 dBm maximum allowed MIMO power shown in the documentation, each antenna transmits at a maximum allowed power of 18.0 dBm

| | | | | |
|--------------------------------------|--|-------------------------------|---|---------------------------------|
| FCC ID A3LSMN976U |  PCTEST ENGINEERING LABORATORY, INC. | SAR EVALUATION REPORT |  | Approved by: Quality Manager |
| Document S/N: 1M1909040147-01.A3L | Test Dates: 09/10/19 – 11/06/19 | DUT Type: Portable Handset | Page 155 of 212 | |



**Table 11-73
WLAN Phablet SAR for Conditions with NR Active**

| MEASUREMENT RESULTS | | | | | | | | | | | | | | | | | | | |
|---|-----|----------|---------|-----------------|-----------------------------|-----------------------|------------------|---------|-----------------|--|------------------|-------|----------------|-----------------------|-----------|------------------------|-----------------------------|--------------------|--------|
| FREQUENCY | | Mode | Service | Bandwidth [MHz] | Maximum Allowed Power [dBm] | Conducted Power [dBm] | Power Drift [dB] | Spacing | Antenna Config. | Device Serial Number | Data Rate (Mbps) | Side | Duty Cycle (%) | Peak SAR of Area Scan | SAR (10g) | Scaling Factor (Power) | Scaling Factor (Duty Cycle) | Reported SAR (10g) | Plot # |
| MHz | Ch. | | | | | | | | | | | | | W/kg | (W/kg) | | | (W/kg) | |
| 5290 | 58 | 802.11ac | OFDM | 80 | 14.0 | 13.62 | -0.14 | 0 mm | 1 | 0585M | 29.3 | back | 94.9 | 1.347 | 0.147 | 1.091 | 1.054 | 0.169 | |
| 5290 | 58 | 802.11ac | OFDM | 80 | 14.0 | 13.62 | 0.19 | 0 mm | 1 | 0585M | 29.3 | front | 94.9 | 0.494 | - | 1.091 | 1.054 | - | |
| 5290 | 58 | 802.11ac | OFDM | 80 | 14.0 | 13.62 | 0.13 | 0 mm | 1 | 0585M | 29.3 | top | 94.9 | 0.844 | - | 1.091 | 1.054 | - | |
| 5290 | 58 | 802.11ac | OFDM | 80 | 14.0 | 13.62 | 0.17 | 0 mm | 1 | 0585M | 29.3 | left | 94.9 | 1.689 | 0.141 | 1.091 | 1.054 | 0.162 | |
| 5290 | 58 | 802.11ac | OFDM | 80 | 14.0 | 13.72 | 0.15 | 0 mm | 2 | 0585M | 29.3 | back | 94.7 | 1.537 | 0.128 | 1.067 | 1.056 | 0.144 | |
| 5290 | 58 | 802.11ac | OFDM | 80 | 14.0 | 13.72 | 0.14 | 0 mm | 2 | 0585M | 29.3 | front | 94.7 | 0.085 | - | 1.067 | 1.056 | - | |
| 5290 | 58 | 802.11ac | OFDM | 80 | 14.0 | 13.72 | 0.15 | 0 mm | 2 | 0585M | 29.3 | top | 94.7 | 0.110 | - | 1.067 | 1.056 | - | |
| 5290 | 58 | 802.11ac | OFDM | 80 | 14.0 | 13.72 | 0.13 | 0 mm | 2 | 0585M | 29.3 | left | 94.7 | 0.180 | - | 1.067 | 1.056 | - | |
| 5530 | 106 | 802.11ac | OFDM | 80 | 14.0 | 13.75 | 0.16 | 0 mm | 1 | 0585M | 29.3 | back | 94.9 | 1.865 | 0.189 | 1.059 | 1.054 | 0.211 | |
| 5530 | 106 | 802.11ac | OFDM | 80 | 14.0 | 13.75 | 0.15 | 0 mm | 1 | 0585M | 29.3 | front | 94.9 | 0.966 | - | 1.059 | 1.054 | - | |
| 5530 | 106 | 802.11ac | OFDM | 80 | 14.0 | 13.75 | 0.16 | 0 mm | 1 | 0585M | 29.3 | top | 94.9 | 1.616 | - | 1.059 | 1.054 | - | |
| 5530 | 106 | 802.11ac | OFDM | 80 | 14.0 | 13.75 | 0.09 | 0 mm | 1 | 0585M | 29.3 | left | 94.9 | 1.836 | - | 1.059 | 1.054 | - | |
| 5610 | 122 | 802.11ac | OFDM | 80 | 14.0 | 13.77 | 0.16 | 0 mm | 2 | 0585M | 29.3 | back | 94.7 | 1.177 | 0.177 | 1.054 | 1.056 | 0.197 | |
| 5610 | 122 | 802.11ac | OFDM | 80 | 14.0 | 13.77 | 0.12 | 0 mm | 2 | 0585M | 29.3 | front | 94.7 | 0.145 | - | 1.054 | 1.056 | - | |
| 5610 | 122 | 802.11ac | OFDM | 80 | 14.0 | 13.77 | 0.16 | 0 mm | 2 | 0585M | 29.3 | top | 94.7 | 0.247 | - | 1.054 | 1.056 | - | |
| 5610 | 122 | 802.11ac | OFDM | 80 | 14.0 | 13.77 | 0.16 | 0 mm | 2 | 0585M | 29.3 | left | 94.7 | 0.375 | - | 1.054 | 1.056 | - | |
| ANSI / IEEE C95.1 1992 - SAFETY LIMIT Spatial Peak Uncontrolled Exposure/General Population | | | | | | | | | | Phablet 4.0 W/kg (mW/g) averaged over 10 grams | | | | | | | | | |

**Table 11-74
WLAN MIMO Phablet SAR for Conditions with NR Active**

| MEASUREMENT RESULTS | | | | | | | | | | | | | | | | | | | | | |
|---|-----|----------|---------|-----------------|-------------------------------------|-------------------------------|-------------------------------------|-------------------------------|------------------|--|-----------------|----------------------|------------------|-------|----------------|-----------------------|-----------|------------------------|-----------------------------|--------------------|--------|
| FREQUENCY | | Mode | Service | Bandwidth [MHz] | Maximum Allowed Power (Ant 1) [dBm] | Conducted Power (Ant 1) [dBm] | Maximum Allowed Power (Ant 2) [dBm] | Conducted Power (Ant 2) [dBm] | Power Drift [dB] | Spacing | Antenna Config. | Device Serial Number | Data Rate (Mbps) | Side | Duty Cycle (%) | Peak SAR of Area Scan | SAR (10g) | Scaling Factor (Power) | Scaling Factor (Duty Cycle) | Reported SAR (10g) | Plot # |
| MHz | Ch. | | | | | | | | | | | | | | | W/kg | (W/kg) | | | (W/kg) | |
| 5290 | 58 | 802.11ac | OFDM | 80 | 14.0 | 13.62 | 14.0 | 13.72 | -0.06 | 0 mm | MIMO | 0585M | 58.5 | back | 90.1 | 2.241 | 0.308 | 1.091 | 1.110 | 0.373 | |
| 5290 | 58 | 802.11ac | OFDM | 80 | 14.0 | 13.62 | 14.0 | 13.72 | 0.19 | 0 mm | MIMO | 0585M | 58.5 | front | 90.1 | 0.647 | - | 1.091 | 1.110 | - | |
| 5290 | 58 | 802.11ac | OFDM | 80 | 14.0 | 13.62 | 14.0 | 13.72 | 0.14 | 0 mm | MIMO | 0585M | 58.5 | top | 90.1 | 1.182 | - | 1.091 | 1.110 | - | |
| 5290 | 58 | 802.11ac | OFDM | 80 | 14.0 | 13.62 | 14.0 | 13.72 | 0.18 | 0 mm | MIMO | 0585M | 58.5 | left | 90.1 | 2.604 | 0.253 | 1.091 | 1.110 | 0.306 | |
| 5690 | 138 | 802.11ac | OFDM | 80 | 14.0 | 13.69 | 14.0 | 13.77 | 0.19 | 0 mm | MIMO | 0585M | 58.5 | back | 90.1 | 3.397 | 0.365 | 1.074 | 1.110 | 0.435 | |
| 5690 | 138 | 802.11ac | OFDM | 80 | 14.0 | 13.69 | 14.0 | 13.77 | 0.14 | 0 mm | MIMO | 0585M | 58.5 | front | 90.1 | 1.043 | - | 1.074 | 1.110 | - | |
| 5690 | 138 | 802.11ac | OFDM | 80 | 14.0 | 13.69 | 14.0 | 13.77 | 0.21 | 0 mm | MIMO | 0585M | 58.5 | top | 90.1 | 2.040 | - | 1.074 | 1.110 | - | |
| 5690 | 138 | 802.11ac | OFDM | 80 | 14.0 | 13.69 | 14.0 | 13.77 | -0.11 | 0 mm | MIMO | 0585M | 58.5 | left | 90.1 | 2.226 | 0.189 | 1.074 | 1.110 | 0.225 | |
| ANSI / IEEE C95.1 1992 - SAFETY LIMIT Spatial Peak Uncontrolled Exposure/General Population | | | | | | | | | | Phablet 4.0 W/kg (mW/g) averaged over 10 grams | | | | | | | | | | | |

Note: To achieve the 18.0 dBm maximum allowed MIMO power shown in the documentation, each antenna transmits at a maximum allowed power of 14.0 dBm

| | | | | |
|--------------------------------------|---|-------------------------------|---|---------------------------------|
| FCC ID A3LSMN976U |  | SAR EVALUATION REPORT |  | Approved by: Quality Manager |
| Document S/N: 1M1909040147-01.A3L | Test Dates: 09/10/19 – 11/06/19 | DUT Type: Portable Handset | | Page 156 of 212 |



11.5 SAR Test Notes

General Notes:

1. The test data reported are the worst-case SAR values according to test procedures specified in IEEE 1528-2013, and FCC KDB Publication 447498 D01v06.
2. Batteries are fully charged at the beginning of the SAR measurements.
3. Liquid tissue depth was at least 15.0 cm for all frequencies.
4. The manufacturer has confirmed that the device(s) tested have the same physical, mechanical and thermal characteristics and are within operational tolerances expected for production units.
5. SAR results were scaled to the maximum allowed power to demonstrate compliance per FCC KDB Publication 447498 D01v06.
6. Device was tested using a fixed spacing for body-worn accessory testing. A separation distance of 15 mm was considered because the manufacturer has determined that there will be body-worn accessories available in the marketplace for users to support this separation distance.
7. Per FCC KDB Publication 648474 D04v01r03, body-worn SAR was evaluated without a headset connected to the device. Since the standalone reported body-worn SAR was ≤ 1.2 W/kg, no additional body-worn SAR evaluations using a headset cable were required.
8. Per FCC KDB 865664 D01v01r04, variability SAR tests were performed when the measured SAR results for a frequency band were greater than or equal to 0.8 W/kg. Repeated SAR measurements are highlighted in the tables above for clarity. Please see Section 13 for variability analysis.
9. During SAR Testing for the Wireless Router conditions per FCC KDB Publication 941225 D06v02r01, the actual Portable Hotspot operation (with actual simultaneous transmission of a transmitter with WIFI) was not activated (See Section 6.7 for more details).
10. Per FCC KDB Publication 648474 D04v01r03, this device is considered a "phablet" since the diagonal dimension is > 160 mm and < 200 mm. Therefore, phablet SAR tests are required when wireless router mode does not apply or if wireless router 1g SAR > 1.2 W/kg.
11. This device supports dynamic antenna tuning for some bands. Per FCC Guidance, SAR was measured according to the normally required SAR measurement configurations with tuner active. The auto-tune state determined by the device was verified before and after each SAR measurement and is listed in tables above. Please see Section 14 for supplemental data.
12. FCC KDB Publication 616217 D04v01r02 Section 4.3, SAR tests are required for the back surface and edges of the tablet with the tablet touching the phantom. The SAR Exclusion Threshold in FCC KDB 447498 D01v06 was applied to determine SAR test exclusion for adjacent edge configurations.
13. This device utilizes power reduction for some wireless modes and technologies, as outlined in Section 1.3. The maximum output power allowed for each transmitter and exposure condition was evaluated for SAR compliance based on expected use conditions and simultaneous transmission scenarios.
14. Unless otherwise noted, when 10g SAR measurement is considered, a factor of 2.5 is applied to the thresholds below.

GSM Test Notes:

1. Body-Worn accessory testing is typically associated with voice operations. Therefore, GSM voice was evaluated for body-worn SAR.
2. Justification for reduced test configurations per KDB Publication 941225 D01v03r01 and October 2013 TCB Workshop Notes: The source-based frame-averaged output power was evaluated for all GPRS/EDGE slot configurations. The configuration with the highest target frame averaged output power was evaluated for hotspot SAR. When the maximum frame-averaged powers are equivalent across two or more slots (within 0.25 dB), the configuration with the most number of time slots was tested.
3. Per FCC KDB Publication 447498 D01v06, if the reported (scaled) SAR measured at the middle channel or highest output power channel for each test configuration is ≤ 0.8 W/kg for 1g evaluations then testing at the other channels is not required for such test configuration(s). When the maximum output power variation across the required test channels is $> \frac{1}{2}$ dB, instead of the middle channel, the highest output power channel was used.



| | | | | |
|--------------------------------------|--|-------------------------------|---|---------------------------------|
| FCC ID A3LSMN976U |  PCTEST ENGINEERING LABORATORY, INC. | SAR EVALUATION REPORT |  | Approved by: Quality Manager |
| Document S/N: 1M1909040147-01.A3L | Test Dates: 09/10/19 – 11/06/19 | DUT Type: Portable Handset | | Page 157 of 212 |

UMTS Notes:

1. UMTS mode was tested under RMC 12.2 kbps with HSPA Inactive per KDB Publication 941225 D01v03r01. AMR and HSPA SAR was not required per the 3G Test Reduction Procedure in KDB Publication 941225 D01v03r01.
2. Per FCC KDB Publication 447498 D01v06, if the reported (scaled) SAR measured at the middle channel or highest output power channel for each test configuration is ≤ 0.8 W/kg for 1g evaluations then testing at the other channels is not required for such test configuration(s). When the maximum output power variation across the required test channels is $> \frac{1}{2}$ dB, instead of the middle channel, the highest output power channel was used.

LTE Notes:

1. LTE test configurations are determined according to SAR Evaluation Considerations for LTE Devices in FCC KDB Publication 941225 D05v02r04. The general test procedures used for testing can be found in Section 8.5.4.
2. MPR is permanently implemented for this device by the manufacturer. The specific manufacturer target MPR is indicated alongside the SAR results. MPR is enabled for this device, according to 3GPP TS36.101 Section 6.2.3 – 6.2.5 under Table 6.2.3-1.
3. A-MPR was disabled for all SAR tests by setting NS=01 and MCC=001 on the base station simulator. SAR tests were performed with the same number of RB and RB offsets transmitting on all TTI frames (maximum TTI).
4. Per FCC KDB Publication 447498 D01v06, when the reported LTE Band 41 or LTE Band 48 SAR measured at the highest output power channel in a given a test configuration was > 0.6 W/kg for 1g evaluations, testing at the other channels was required for such test configurations.
5. TDD LTE was tested per the guidance provided in FCC KDB Publication 941225 D05v02r04. Testing was performed using UL-DL configuration 0 with 6 UL subframes and 2 S subframes using extended cyclic prefix only and special subframe configuration 6. SAR tests were performed at maximum output power and worst-case transmission duty factor in extended cyclic prefix. Per 3GPP 36.211 Section 4, the duty factor for special subframe configuration 6 using extended cyclic prefix is 0.633.
6. Per KDB Publication 941225 D05Av01r02, SAR for downlink only LTE CA operations was not needed since the maximum average output power in LTE CA mode was not >0.25 dB higher than the maximum output power when downlink carrier aggregation was inactive.
7. This device supports Power Class 2 and Power Class 3 operations for LTE Band 41. The highest available duty cycle for Power Class 2 operations is 43.3 % using UL-DL configuration 1. Per FCC Guidance, all SAR tests were performed using Power Class 3. SAR with power class 2 at the available duty factor was additionally performed for the power class 3 configuration with the highest SAR configuration for each exposure conditions. Please see Section 14 for linearity results.
8. For LTE Band 5, per FCC guidance, SAR was first measured with only a single carrier active in the uplink (carrier aggregation not active). For each exposure condition, the uplink CA scenario with two component carriers was additionally tested for the configuration with the highest SAR when carrier aggregation was not active. The SCC was configured with the closest available contiguous channel. The two component carriers were configured so the resource blocks are physically allocated side by side to achieve the maximum output power.

| | | | | |
|--------------------------------------|--|-------------------------------|---|---------------------------------|
| FCC ID A3LSMN976U |  PCTEST ENGINEERING LABORATORY, INC. | SAR EVALUATION REPORT |  | Approved by: Quality Manager |
| Document S/N: 1M1909040147-01.A3L | Test Dates: 09/10/19 – 11/06/19 | DUT Type: Portable Handset | Page 158 of 212 | |

NR Notes:



1. NR implementation of n71 and n5 is limited to EN-DC operations only, with LTE Band 66, LTE Band 2, and LTE Band 30 acting as the anchor band. Per FCC guidance, SAR tests for NR Bands and LTE Anchors Bands were performed separately due to limitations in SAR probe calibration factors.
2. Due to test setup limitations, SAR testing for NR was performed using test mode software to establish the connection.
3. Simultaneous transmission analysis for EN-DC operations is included in Section 12. This device additionally supports some EN-DC conditions where additional LTE carriers are added on the downlink only. Per FCC guidance, all unique uplink combinations were assessed.
4. Per FCC Guidance, the device was configured with the tuner state selected by the device in LTE mode with auto-tune active at the same frequency as the NR test results. Additional tuner states were evaluated per April 2019 TCBC Workshop Guidance. Please see Section 14 for supplemental data.
5. Per FCC Guidance, NR modulations and RB Sizes/Offsets were selected for testing such that configurations with the highest output power were evaluated for SAR tests.

WLAN Notes:

1. For held-to-ear, and hotspot, and phablet operations, the initial test position procedures were applied. The test position with the highest extrapolated peak SAR will be used as the initial test position. When reported SAR for the initial test position is ≤ 0.4 W/kg for 1g evaluations, no additional testing for the remaining test positions was required. Otherwise, SAR is evaluated at the subsequent highest peak SAR positions until the reported SAR result is ≤ 0.8 W/kg or all test positions are measured.
2. Justification for test configurations for WLAN per KDB Publication 248227 D01v02r02 for 2.4 GHz WIFI single transmission chain operations, the highest measured maximum output power channel for DSSS was selected for SAR measurement. SAR for OFDM modes (2.4 GHz 802.11g/n/ax) was not required due to the maximum allowed powers and the highest reported DSSS SAR. See Section 8.6.5 for more information.
3. Justification for test configurations for WLAN per KDB Publication 248227 D01v02r02 for 5 GHz WIFI single transmission chain operations, the initial test configuration was selected according to the transmission mode with the highest maximum allowed powers. Other transmission modes were not investigated since the highest reported SAR for initial test configuration adjusted by the ratio of maximum output powers is less than 1.2 W/kg for 1g evaluations. See Section 8.6.6 for more information.
4. Per KDB Publication 248227 D01v02r02, SAR for MIMO was evaluated by following the simultaneous SAR provisions from KDB Publication 447498 D01v06 by either evaluating the sum of the 1g SAR values of each antenna transmitting independently or making a SAR measurement with both antennas transmitting simultaneously. Please see Section 12 for complete analysis.
5. When the maximum reported 1g averaged SAR is ≤ 0.8 W/kg, SAR testing on additional channels was not required. Otherwise, SAR for the next highest output power channel was required until the reported SAR result was ≤ 1.20 W/kg for 1g evaluations or all test channels were measured.
6. The device was configured to transmit continuously at the required data rate, channel bandwidth and signal modulation, using the highest transmission duty factor supported by the test mode tools. The reported SAR was scaled to the 100% transmission duty factor to determine compliance. Procedures used to measure the duty factor are identical to that in the associated EMC test reports.
7. When 10g SAR measurement is considered, a factor of 2.5 is applied to the thresholds above.

Bluetooth Notes

1. Bluetooth SAR was measured with the device connected to a call box with hopping disabled with DH5 operation and Tx Tests test mode type. Per October 2016 TCB Workshop Notes, the reported SAR was scaled to the 100% transmission duty factor to determine compliance. See Section 9.6 for the time domain plot and calculation for the duty factor of the device.
2. Head and Hotspot Bluetooth SAR were evaluated for BT BR tethering applications.

| | | | | |
|--------------------------------------|--|-------------------------------|---|---------------------------------|
| FCC ID A3LSMN976U |  PCTEST ENGINEERING LABORATORY, INC. | SAR EVALUATION REPORT |  | Approved by: Quality Manager |
| Document S/N: 1M1909040147-01.A3L | Test Dates: 09/10/19 – 11/06/19 | DUT Type: Portable Handset | | Page 159 of 212 |

12 FCC MULTI-TX AND ANTENNA SAR CONSIDERATIONS

12.1 Introduction



The following procedures adopted from FCC KDB Publication 447498 D01v06 are applicable to devices with built-in unlicensed transmitters such as 802.11 and Bluetooth devices which may simultaneously transmit with the licensed transmitter.

12.2 Simultaneous Transmission Procedures

This device contains transmitters that may operate simultaneously. Therefore, simultaneous transmission analysis is required. Per FCC KDB Publication 447498 D01v06 4.3.2 and IEEE 1528-2013 Section 6.3.4.1.2, simultaneous transmission SAR test exclusion may be applied when the sum of the 1g SAR for all the simultaneous transmitting antennas in a specific a physical test configuration is ≤ 1.6 W/kg. The different test positions in an exposure condition may be considered collectively to determine SAR test exclusion according to the sum of 1g or 10g SAR.

12.3 Head SAR Simultaneous Transmission Analysis



(*) For test positions that were not required to be evaluated for WLAN SAR per FCC KDB publication 248227, the worst case WLAN SAR result for the applicable exposure conditions was used for simultaneous transmission analysis.

| | | | | |
|--------------------------------------|---|-------------------------------|---|---------------------------------|
| FCC ID A3LSMN976U |  PCTEST ENGINEERING LABORATORY, INC. | SAR EVALUATION REPORT |  | Approved by: Quality Manager |
| Document S/N: 1M1909040147-01.A3L | Test Dates: 09/10/19 – 11/06/19 | DUT Type: Portable Handset | | Page 160 of 212 |

**Table 12-1
Simultaneous Transmission Scenario with 2.4 GHz WLAN (Held to Ear)**

| Exposure Condition | Mode | 2G/3G/4G SAR (W/kg) | 2.4 GHz WLAN Ant 1 SAR (W/kg) | 2.4 GHz WLAN Ant 2 SAR (W/kg) | Σ SAR (W/kg) | | |
|--------------------|--------------------|---------------------|-------------------------------|-------------------------------|--------------|-------|--------------|
| | | 1 | 2 | 3 | 1+2 | 1+3 | 1+2+3 |
| Head SAR | GSM 850 | 0.100 | 0.764 | 0.018 | 0.864 | 0.118 | 0.882 |
| | GSM 1900 | 0.051 | 0.764 | 0.018 | 0.815 | 0.069 | 0.833 |
| | UMTS 850 | 0.212 | 0.764 | 0.018 | 0.976 | 0.230 | 0.994 |
| | UMTS 1750 | 0.166 | 0.764 | 0.018 | 0.930 | 0.184 | 0.948 |
| | UMTS 1900 | 0.156 | 0.764 | 0.018 | 0.920 | 0.174 | 0.938 |
| | LTE Band 71 | 0.107 | 0.764 | 0.018 | 0.871 | 0.125 | 0.889 |
| | LTE Band 12 | 0.104 | 0.764 | 0.018 | 0.868 | 0.122 | 0.886 |
| | LTE Band 13 | 0.136 | 0.764 | 0.018 | 0.900 | 0.154 | 0.918 |
| | LTE Band 14 | 0.134 | 0.764 | 0.018 | 0.898 | 0.152 | 0.916 |
| | LTE Band 26 (Cell) | 0.176 | 0.764 | 0.018 | 0.940 | 0.194 | 0.958 |
| | LTE Band 5 (Cell) | 0.180 | 0.764 | 0.018 | 0.944 | 0.198 | 0.962 |
| | LTE Band 66 (AWS) | 0.144 | 0.764 | 0.018 | 0.908 | 0.162 | 0.926 |
| | LTE Band 25 (PCS) | 0.065 | 0.764 | 0.018 | 0.829 | 0.083 | 0.847 |
| | LTE Band 2 (PCS) | 0.070 | 0.764 | 0.018 | 0.834 | 0.088 | 0.852 |
| | LTE Band 30 | 0.053 | 0.764 | 0.018 | 0.817 | 0.071 | 0.835 |
| | LTE Band 7 | 0.096 | 0.764 | 0.018 | 0.860 | 0.114 | 0.878 |
| | LTE Band 48 | 0.058 | 0.764 | 0.018 | 0.822 | 0.076 | 0.840 |
| LTE Band 41 | 0.097 | 0.764 | 0.018 | 0.861 | 0.115 | 0.879 | |

| Simult Tx | Configuration | LTE Band 2 (PCS) SAR (W/kg) | NR Band n71 SAR (W/kg) | 2.4 GHz WLAN Ant 1 SAR (W/kg) | Σ SAR (W/kg) | Simult Tx | Configuration | LTE Band 2 (PCS) SAR (W/kg) | NR Band n5 (Cell.) SAR (W/kg) | 2.4 GHz WLAN Ant 1 SAR (W/kg) | Σ SAR (W/kg) |
|-----------|---------------|------------------------------|-------------------------------|-------------------------------|--------------|-----------|---------------|------------------------------|-------------------------------|-------------------------------|--------------|
| | | 1 | 2 | 2 | 1+2+3 | | | 1 | 2 | 2 | 1+2+3 |
| Head SAR | Right Cheek | 0.063 | 0.120 | 0.577 | 0.760 | Head SAR | Right Cheek | 0.063 | 0.214 | 0.577 | 0.854 |
| | Right Tilt | 0.051 | 0.052 | 0.764 | 0.867 | | Right Tilt | 0.051 | 0.107 | 0.764 | 0.922 |
| | Left Cheek | 0.070 | 0.100 | 0.764* | 0.934 | | Left Cheek | 0.070 | 0.134 | 0.764* | 0.968 |
| | Left Tilt | 0.045 | 0.050 | 0.764* | 0.859 | | Left Tilt | 0.045 | 0.097 | 0.764* | 0.906 |
| Simult Tx | Configuration | LTE Band 66 (AWS) SAR (W/kg) | NR Band n71 SAR (W/kg) | 2.4 GHz WLAN Ant 1 SAR (W/kg) | Σ SAR (W/kg) | Simult Tx | Configuration | LTE Band 66 (AWS) SAR (W/kg) | NR Band n5 (Cell.) SAR (W/kg) | 2.4 GHz WLAN Ant 1 SAR (W/kg) | Σ SAR (W/kg) |
| | | 1 | 2 | 2 | 1+2+3 | | | 1 | 2 | 2 | 1+2+3 |
| Head SAR | Right Cheek | 0.094 | 0.120 | 0.577 | 0.791 | Head SAR | Right Cheek | 0.094 | 0.214 | 0.577 | 0.885 |
| | Right Tilt | 0.083 | 0.052 | 0.764 | 0.899 | | Right Tilt | 0.083 | 0.107 | 0.764 | 0.954 |
| | Left Cheek | 0.144 | 0.100 | 0.764* | 1.008 | | Left Cheek | 0.144 | 0.134 | 0.764* | 1.042 |
| | Left Tilt | 0.066 | 0.050 | 0.764* | 0.880 | | Left Tilt | 0.066 | 0.097 | 0.764* | 0.927 |
| Simult Tx | Configuration | LTE Band 30 SAR (W/kg) | NR Band n5 (Cell.) SAR (W/kg) | 2.4 GHz WLAN Ant 1 SAR (W/kg) | Σ SAR (W/kg) | Simult Tx | Configuration | LTE Band 30 SAR (W/kg) | NR Band n5 (Cell.) SAR (W/kg) | 2.4 GHz WLAN Ant 1 SAR (W/kg) | Σ SAR (W/kg) |
| | | 1 | 2 | 2 | 1+2+3 | | | 1 | 2 | 2 | 1+2+3 |
| Head SAR | Right Cheek | 0.053 | 0.214 | 0.577 | 0.844 | Head SAR | Right Cheek | 0.053 | 0.214 | 0.577 | 0.844 |
| | Right Tilt | 0.021 | 0.107 | 0.764 | 0.892 | | Right Tilt | 0.021 | 0.107 | 0.764 | 0.892 |
| | Left Cheek | 0.032 | 0.134 | 0.764* | 0.930 | | Left Cheek | 0.032 | 0.134 | 0.764* | 0.930 |
| | Left Tilt | 0.015 | 0.097 | 0.764* | 0.876 | | Left Tilt | 0.015 | 0.097 | 0.764* | 0.876 |

| | | | | |
|---|---|--------------------------------------|---|--|
| FCC ID A3LSMN976U |  | SAR EVALUATION REPORT |  | Approved by: Quality Manager |
| Document S/N: 1M1909040147-01.A3L | Test Dates: 09/10/19 – 11/06/19 | DUT Type: Portable Handset | Page 161 of 212 | |

| Simult Tx | Configuration | LTE Band 2 (PCS) SAR (W/kg) | NR Band n71 SAR (W/kg) | 2.4 GHz WLAN Ant 2 SAR (W/kg) | Σ SAR (W/kg) | Simult Tx | Configuration | LTE Band 2 (PCS) SAR (W/kg) | NR Band n5 (Cell.) SAR (W/kg) | 2.4 GHz WLAN Ant 2 SAR (W/kg) | Σ SAR (W/kg) |
|-----------|---------------|-----------------------------|------------------------|-------------------------------|--------------|-----------|---------------|-----------------------------|-------------------------------|-------------------------------|--------------|
| | | 1 | 2 | 3 | 1+2+3 | | | 1 | 2 | 3 | 1+2+3 |
| Head SAR | Right Cheek | 0.063 | 0.120 | 0.018 | 0.201 | Head SAR | Right Cheek | 0.063 | 0.214 | 0.018 | 0.295 |
| | Right Tilt | 0.051 | 0.052 | 0.018* | 0.121 | | Right Tilt | 0.051 | 0.107 | 0.018* | 0.176 |
| | Left Cheek | 0.070 | 0.100 | 0.018* | 0.188 | | Left Cheek | 0.070 | 0.134 | 0.018* | 0.222 |
| | Left Tilt | 0.045 | 0.050 | 0.018* | 0.113 | | Left Tilt | 0.045 | 0.097 | 0.018* | 0.160 |



| Simult Tx | Configuration | LTE Band 66 (AWS) SAR (W/kg) | NR Band n71 SAR (W/kg) | 2.4 GHz WLAN Ant 2 SAR (W/kg) | Σ SAR (W/kg) | Simult Tx | Configuration | LTE Band 66 (AWS) SAR (W/kg) | NR Band n5 (Cell.) SAR (W/kg) | 2.4 GHz WLAN Ant 2 SAR (W/kg) | Σ SAR (W/kg) |
|-----------|---------------|------------------------------|------------------------|-------------------------------|--------------|-----------|---------------|------------------------------|-------------------------------|-------------------------------|--------------|
| | | 1 | 2 | 3 | 1+2+3 | | | 1 | 2 | 3 | 1+2+3 |
| Head SAR | Right Cheek | 0.094 | 0.120 | 0.018 | 0.232 | Head SAR | Right Cheek | 0.094 | 0.214 | 0.018 | 0.326 |
| | Right Tilt | 0.083 | 0.052 | 0.018* | 0.153 | | Right Tilt | 0.083 | 0.107 | 0.018* | 0.208 |
| | Left Cheek | 0.144 | 0.100 | 0.018* | 0.262 | | Left Cheek | 0.144 | 0.134 | 0.018* | 0.296 |
| | Left Tilt | 0.066 | 0.050 | 0.018* | 0.134 | | Left Tilt | 0.066 | 0.097 | 0.018* | 0.181 |

| Simult Tx | Configuration | LTE Band 30 SAR (W/kg) | NR Band n5 (Cell.) SAR (W/kg) | 2.4 GHz WLAN Ant 2 SAR (W/kg) | Σ SAR (W/kg) |
|-----------|---------------|------------------------|-------------------------------|-------------------------------|--------------|
| | | 1 | 2 | 3 | 1+2+3 |
| Head SAR | Right Cheek | 0.053 | 0.214 | 0.018 | 0.285 |
| | Right Tilt | 0.021 | 0.107 | 0.018* | 0.146 |
| | Left Cheek | 0.032 | 0.134 | 0.018* | 0.184 |
| | Left Tilt | 0.015 | 0.097 | 0.018* | 0.130 |

| Simult Tx | Configuration | LTE Band 2 (PCS) SAR (W/kg) | NR Band n71 SAR (W/kg) | 2.4 GHz WLAN MIMO SAR (W/kg) | Σ SAR (W/kg) | Simult Tx | Configuration | LTE Band 2 (PCS) SAR (W/kg) | NR Band n5 (Cell.) SAR (W/kg) | 2.4 GHz WLAN MIMO SAR (W/kg) | Σ SAR (W/kg) |
|-----------|---------------|-----------------------------|------------------------|------------------------------|--------------|-----------|---------------|-----------------------------|-------------------------------|------------------------------|--------------|
| | | 1 | 2 | 3 | 1+2+3 | | | 1 | 2 | 3 | 1+2+3 |
| Head SAR | Right Cheek | 0.063 | 0.120 | 0.393 | 0.576 | Head SAR | Right Cheek | 0.063 | 0.214 | 0.393 | 0.670 |
| | Right Tilt | 0.051 | 0.052 | 0.457 | 0.560 | | Right Tilt | 0.051 | 0.107 | 0.457 | 0.615 |
| | Left Cheek | 0.070 | 0.100 | 0.457* | 0.627 | | Left Cheek | 0.070 | 0.134 | 0.457* | 0.661 |
| | Left Tilt | 0.045 | 0.050 | 0.457* | 0.552 | | Left Tilt | 0.045 | 0.097 | 0.457* | 0.599 |

| Simult Tx | Configuration | LTE Band 66 (AWS) SAR (W/kg) | NR Band n71 SAR (W/kg) | 2.4 GHz WLAN MIMO SAR (W/kg) | Σ SAR (W/kg) | Simult Tx | Configuration | LTE Band 66 (AWS) SAR (W/kg) | NR Band n5 (Cell.) SAR (W/kg) | 2.4 GHz WLAN MIMO SAR (W/kg) | Σ SAR (W/kg) |
|-----------|---------------|------------------------------|------------------------|------------------------------|--------------|-----------|---------------|------------------------------|-------------------------------|------------------------------|--------------|
| | | 1 | 2 | 3 | 1+2+3 | | | 1 | 2 | 3 | 1+2+3 |
| Head SAR | Right Cheek | 0.094 | 0.120 | 0.393 | 0.607 | Head SAR | Right Cheek | 0.094 | 0.214 | 0.393 | 0.701 |
| | Right Tilt | 0.083 | 0.052 | 0.457 | 0.592 | | Right Tilt | 0.083 | 0.107 | 0.457 | 0.647 |
| | Left Cheek | 0.144 | 0.100 | 0.457* | 0.701 | | Left Cheek | 0.144 | 0.134 | 0.457* | 0.735 |
| | Left Tilt | 0.066 | 0.050 | 0.457* | 0.573 | | Left Tilt | 0.066 | 0.097 | 0.457* | 0.620 |

| Simult Tx | Configuration | LTE Band 30 SAR (W/kg) | NR Band n5 (Cell.) SAR (W/kg) | 2.4 GHz WLAN MIMO SAR (W/kg) | Σ SAR (W/kg) |
|-----------|---------------|------------------------|-------------------------------|------------------------------|--------------|
| | | 1 | 2 | 3 | 1+2+3 |
| Head SAR | Right Cheek | 0.053 | 0.214 | 0.393 | 0.660 |
| | Right Tilt | 0.021 | 0.107 | 0.457 | 0.585 |
| | Left Cheek | 0.032 | 0.134 | 0.457* | 0.623 |
| | Left Tilt | 0.015 | 0.097 | 0.457* | 0.569 |

| | | | | |
|---|---|--------------------------------------|---|--|
| FCC ID A3LSMN976U |  PCTEST ENGINEERING LABORATORY, INC. | SAR EVALUATION REPORT |  | Approved by: Quality Manager |
| Document S/N: 1M1909040147-01.A3L | Test Dates: 09/10/19 – 11/06/19 | DUT Type: Portable Handset | Page 162 of 212 | |



**Table 12-2
Simultaneous Transmission Scenario with 5 GHz WLAN (Held to Ear)**

| Exposure Condition | Mode | 2G/3G/4G SAR (W/kg) | 5 GHz WLAN Ant 1 SAR (W/kg) | 5 GHz WLAN Ant 2 SAR (W/kg) | Σ SAR (W/kg) | | |
|--------------------|--------------------|---------------------|-----------------------------|-----------------------------|--------------|-------|--------------|
| | | 1 | 2 | 3 | 1+2 | 1+3 | 1+2+3 |
| Head SAR | GSM 850 | 0.100 | 0.317 | 0.031 | 0.417 | 0.131 | 0.448 |
| | GSM 1900 | 0.051 | 0.317 | 0.031 | 0.368 | 0.082 | 0.399 |
| | UMTS 850 | 0.212 | 0.317 | 0.031 | 0.529 | 0.243 | 0.560 |
| | UMTS 1750 | 0.166 | 0.317 | 0.031 | 0.483 | 0.197 | 0.514 |
| | UMTS 1900 | 0.156 | 0.317 | 0.031 | 0.473 | 0.187 | 0.504 |
| | LTE Band 71 | 0.107 | 0.317 | 0.031 | 0.424 | 0.138 | 0.455 |
| | LTE Band 12 | 0.104 | 0.317 | 0.031 | 0.421 | 0.135 | 0.452 |
| | LTE Band 13 | 0.136 | 0.317 | 0.031 | 0.453 | 0.167 | 0.484 |
| | LTE Band 14 | 0.134 | 0.317 | 0.031 | 0.451 | 0.165 | 0.482 |
| | LTE Band 26 (Cell) | 0.176 | 0.317 | 0.031 | 0.493 | 0.207 | 0.524 |
| | LTE Band 5 (Cell) | 0.180 | 0.317 | 0.031 | 0.497 | 0.211 | 0.528 |
| | LTE Band 66 (AWS) | 0.144 | 0.317 | 0.031 | 0.461 | 0.175 | 0.492 |
| | LTE Band 25 (PCS) | 0.065 | 0.317 | 0.031 | 0.382 | 0.096 | 0.413 |
| | LTE Band 2 (PCS) | 0.070 | 0.317 | 0.031 | 0.387 | 0.101 | 0.418 |
| | LTE Band 30 | 0.053 | 0.317 | 0.031 | 0.370 | 0.084 | 0.401 |
| | LTE Band 7 | 0.096 | 0.317 | 0.031 | 0.413 | 0.127 | 0.444 |
| | LTE Band 48 | 0.058 | 0.317 | 0.031 | 0.375 | 0.089 | 0.406 |
| LTE Band 41 | 0.097 | 0.317 | 0.031 | 0.414 | 0.128 | 0.445 | |

| Simult Tx | Configuration | LTE Band 2 (PCS) SAR (W/kg) | NR Band n71 SAR (W/kg) | 5 GHz WLAN Ant 1 SAR (W/kg) | Σ SAR (W/kg) | Simult Tx | Configuration | LTE Band 2 (PCS) SAR (W/kg) | NR Band n5 (Cell.) SAR (W/kg) | 5 GHz WLAN Ant 1 SAR (W/kg) | Σ SAR (W/kg) |
|-----------|---------------|-----------------------------|------------------------|-----------------------------|--------------|-----------|---------------|-----------------------------|-------------------------------|-----------------------------|--------------|
| | | 1 | 2 | 2 | 1+2+3 | | | 1 | 2 | 2 | 1+2+3 |
| Head SAR | Right Cheek | 0.063 | 0.120 | 0.317* | 0.500 | Head SAR | Right Cheek | 0.063 | 0.214 | 0.317* | 0.594 |
| | Right Tilt | 0.051 | 0.052 | 0.317 | 0.420 | | Right Tilt | 0.051 | 0.107 | 0.317 | 0.475 |
| | Left Cheek | 0.070 | 0.100 | 0.317* | 0.487 | | Left Cheek | 0.070 | 0.134 | 0.317* | 0.521 |
| | Left Tilt | 0.045 | 0.050 | 0.317* | 0.412 | | Left Tilt | 0.045 | 0.097 | 0.317* | 0.459 |

| Simult Tx | Configuration | LTE Band 66 (AWS) SAR (W/kg) | NR Band n71 SAR (W/kg) | 5 GHz WLAN Ant 1 SAR (W/kg) | Σ SAR (W/kg) | Simult Tx | Configuration | LTE Band 66 (AWS) SAR (W/kg) | NR Band n5 (Cell.) SAR (W/kg) | 5 GHz WLAN Ant 1 SAR (W/kg) | Σ SAR (W/kg) |
|-----------|---------------|------------------------------|------------------------|-----------------------------|--------------|-----------|---------------|------------------------------|-------------------------------|-----------------------------|--------------|
| | | 1 | 2 | 2 | 1+2+3 | | | 1 | 2 | 2 | 1+2+3 |
| Head SAR | Right Cheek | 0.094 | 0.120 | 0.317* | 0.531 | Head SAR | Right Cheek | 0.094 | 0.214 | 0.317* | 0.625 |
| | Right Tilt | 0.083 | 0.052 | 0.317 | 0.452 | | Right Tilt | 0.083 | 0.107 | 0.317 | 0.507 |
| | Left Cheek | 0.144 | 0.100 | 0.317* | 0.561 | | Left Cheek | 0.144 | 0.134 | 0.317* | 0.595 |
| | Left Tilt | 0.066 | 0.050 | 0.317* | 0.433 | | Left Tilt | 0.066 | 0.097 | 0.317* | 0.480 |

| Simult Tx | Configuration | LTE Band 30 SAR (W/kg) | NR Band n5 (Cell.) SAR (W/kg) | 5 GHz WLAN Ant 1 SAR (W/kg) | Σ SAR (W/kg) |
|-----------|---------------|------------------------|-------------------------------|-----------------------------|--------------|
| | | 1 | 2 | 2 | 1+2+3 |
| Head SAR | Right Cheek | 0.053 | 0.214 | 0.317* | 0.584 |
| | Right Tilt | 0.021 | 0.107 | 0.317 | 0.445 |
| | Left Cheek | 0.032 | 0.134 | 0.317* | 0.483 |
| | Left Tilt | 0.015 | 0.097 | 0.317* | 0.429 |

| | | |
|--------------------------------------|--|--|
| FCC ID A3LSMN976U |  SAR EVALUATION REPORT  | Approved by: Quality Manager |
| Document S/N: 1M1909040147-01.A3L | Test Dates: 09/10/19 – 11/06/19 | DUT Type: Portable Handset |
| | | Page 163 of 212 |

| Simult Tx | Configuration | LTE Band 2 (PCS) SAR (W/kg) | NR Band n71 SAR (W/kg) | 5 GHz WLAN Ant 2 SAR (W/kg) | Σ SAR (W/kg) | Simult Tx | Configuration | LTE Band 2 (PCS) SAR (W/kg) | NR Band n5 (Cell.) SAR (W/kg) | 5 GHz WLAN Ant 2 SAR (W/kg) | Σ SAR (W/kg) |
|-----------|---------------|-----------------------------|------------------------|-----------------------------|--------------|-----------|---------------|-----------------------------|-------------------------------|-----------------------------|--------------|
| | | 1 | 2 | 3 | 1+2+3 | | | 1 | 2 | 3 | 1+2+3 |
| Head SAR | Right Cheek | 0.063 | 0.120 | 0.011 | 0.194 | Head SAR | Right Cheek | 0.063 | 0.214 | 0.011 | 0.288 |
| | Right Tilt | 0.051 | 0.052 | 0.031 | 0.134 | | Right Tilt | 0.051 | 0.107 | 0.031 | 0.189 |
| | Left Cheek | 0.070 | 0.100 | 0.031* | 0.201 | | Left Cheek | 0.070 | 0.134 | 0.031* | 0.235 |
| | Left Tilt | 0.045 | 0.050 | 0.027 | 0.122 | | Left Tilt | 0.045 | 0.097 | 0.027 | 0.169 |

| Simult Tx | Configuration | LTE Band 66 (AWS) SAR (W/kg) | NR Band n71 SAR (W/kg) | 5 GHz WLAN Ant 2 SAR (W/kg) | Σ SAR (W/kg) | Simult Tx | Configuration | LTE Band 66 (AWS) SAR (W/kg) | NR Band n5 (Cell.) SAR (W/kg) | 5 GHz WLAN Ant 2 SAR (W/kg) | Σ SAR (W/kg) |
|-----------|---------------|------------------------------|------------------------|-----------------------------|--------------|-----------|---------------|------------------------------|-------------------------------|-----------------------------|--------------|
| | | 1 | 2 | 3 | 1+2+3 | | | 1 | 2 | 3 | 1+2+3 |
| Head SAR | Right Cheek | 0.094 | 0.120 | 0.011 | 0.225 | Head SAR | Right Cheek | 0.094 | 0.214 | 0.011 | 0.319 |
| | Right Tilt | 0.083 | 0.052 | 0.031 | 0.166 | | Right Tilt | 0.083 | 0.107 | 0.031 | 0.221 |
| | Left Cheek | 0.144 | 0.100 | 0.031* | 0.275 | | Left Cheek | 0.144 | 0.134 | 0.031* | 0.309 |
| | Left Tilt | 0.066 | 0.050 | 0.027 | 0.143 | | Left Tilt | 0.066 | 0.097 | 0.027 | 0.190 |

| Simult Tx | Configuration | LTE Band 30 SAR (W/kg) | NR Band n5 (Cell.) SAR (W/kg) | 5 GHz WLAN Ant 2 SAR (W/kg) | Σ SAR (W/kg) |
|-----------|---------------|------------------------|-------------------------------|-----------------------------|--------------|
| | | 1 | 2 | 3 | 1+2+3 |
| Head SAR | Right Cheek | 0.053 | 0.214 | 0.011 | 0.278 |
| | Right Tilt | 0.021 | 0.107 | 0.031 | 0.159 |
| | Left Cheek | 0.032 | 0.134 | 0.031* | 0.197 |
| | Left Tilt | 0.015 | 0.097 | 0.027 | 0.139 |

| Simult Tx | Configuration | LTE Band 2 (PCS) SAR (W/kg) | NR Band n71 SAR (W/kg) | 5 GHz WLAN MIMO SAR (W/kg) | Σ SAR (W/kg) | Simult Tx | Configuration | LTE Band 2 (PCS) SAR (W/kg) | NR Band n5 (Cell.) SAR (W/kg) | 5 GHz WLAN MIMO SAR (W/kg) | Σ SAR (W/kg) |
|-----------|---------------|-----------------------------|------------------------|----------------------------|--------------|-----------|---------------|-----------------------------|-------------------------------|----------------------------|--------------|
| | | 1 | 2 | 3 | 1+2+3 | | | 1 | 2 | 3 | 1+2+3 |
| Head SAR | Right Cheek | 0.063 | 0.120 | 0.277* | 0.460 | Head SAR | Right Cheek | 0.063 | 0.214 | 0.277* | 0.554 |
| | Right Tilt | 0.051 | 0.052 | 0.277 | 0.380 | | Right Tilt | 0.051 | 0.107 | 0.277 | 0.435 |
| | Left Cheek | 0.070 | 0.100 | 0.277* | 0.447 | | Left Cheek | 0.070 | 0.134 | 0.277* | 0.481 |
| | Left Tilt | 0.045 | 0.050 | 0.277* | 0.372 | | Left Tilt | 0.045 | 0.097 | 0.277* | 0.419 |

| Simult Tx | Configuration | LTE Band 66 (AWS) SAR (W/kg) | NR Band n71 SAR (W/kg) | 5 GHz WLAN MIMO SAR (W/kg) | Σ SAR (W/kg) | Simult Tx | Configuration | LTE Band 66 (AWS) SAR (W/kg) | NR Band n5 (Cell.) SAR (W/kg) | 5 GHz WLAN MIMO SAR (W/kg) | Σ SAR (W/kg) |
|-----------|---------------|------------------------------|------------------------|----------------------------|--------------|-----------|---------------|------------------------------|-------------------------------|----------------------------|--------------|
| | | 1 | 2 | 3 | 1+2+3 | | | 1 | 2 | 3 | 1+2+3 |
| Head SAR | Right Cheek | 0.094 | 0.120 | 0.277* | 0.491 | Head SAR | Right Cheek | 0.094 | 0.214 | 0.277* | 0.585 |
| | Right Tilt | 0.083 | 0.052 | 0.277 | 0.412 | | Right Tilt | 0.083 | 0.107 | 0.277 | 0.467 |
| | Left Cheek | 0.144 | 0.100 | 0.277* | 0.521 | | Left Cheek | 0.144 | 0.134 | 0.277* | 0.555 |
| | Left Tilt | 0.066 | 0.050 | 0.277* | 0.393 | | Left Tilt | 0.066 | 0.097 | 0.277* | 0.440 |

| Simult Tx | Configuration | LTE Band 30 SAR (W/kg) | NR Band n5 (Cell.) SAR (W/kg) | 5 GHz WLAN MIMO SAR (W/kg) | Σ SAR (W/kg) |
|-----------|---------------|------------------------|-------------------------------|----------------------------|--------------|
| | | 1 | 2 | 3 | 1+2+3 |
| Head SAR | Right Cheek | 0.053 | 0.214 | 0.277* | 0.544 |
| | Right Tilt | 0.021 | 0.107 | 0.277 | 0.405 |
| | Left Cheek | 0.032 | 0.134 | 0.277* | 0.443 |
| | Left Tilt | 0.015 | 0.097 | 0.277* | 0.389 |



| | | | | |
|---|---|--------------------------------------|---|--|
| FCC ID A3LSMN976U |  PCTEST ENGINEERING LABORATORY, INC. | SAR EVALUATION REPORT |  | Approved by: Quality Manager |
| Document S/N: 1M1909040147-01.A3L | Test Dates: 09/10/19 – 11/06/19 | DUT Type: Portable Handset | Page 164 of 212 | |

Table 12-3

Simultaneous Transmission Scenario with 2.4 GHz WLAN MIMO and 5 GHz WLAN MIMO (Held to Ear)

| Exposure Condition | Mode | 2G/3G/4G SAR (W/kg) | 2.4 GHz WLAN Ant 1 SAR (W/kg) | 2.4 GHz WLAN Ant 2 SAR (W/kg) | 5 GHz WLAN Ant 1 SAR (W/kg) | 5 GHz WLAN Ant 2 SAR (W/kg) | Σ SAR (W/kg) |
|--------------------|--------------------|---------------------|-------------------------------|-------------------------------|-----------------------------|-----------------------------|--------------|
| | | 1 | 2 | 3 | 4 | 5 | 1+2+3+4+5 |
| Head SAR | GSM 850 | 0.100 | 0.764 | 0.018 | 0.317 | 0.031 | 1.230 |
| | GSM 1900 | 0.051 | 0.764 | 0.018 | 0.317 | 0.031 | 1.181 |
| | UMTS 850 | 0.212 | 0.764 | 0.018 | 0.317 | 0.031 | 1.342 |
| | UMTS 1750 | 0.166 | 0.764 | 0.018 | 0.317 | 0.031 | 1.296 |
| | UMTS 1900 | 0.156 | 0.764 | 0.018 | 0.317 | 0.031 | 1.286 |
| | LTE Band 71 | 0.107 | 0.764 | 0.018 | 0.317 | 0.031 | 1.237 |
| | LTE Band 12 | 0.104 | 0.764 | 0.018 | 0.317 | 0.031 | 1.234 |
| | LTE Band 13 | 0.136 | 0.764 | 0.018 | 0.317 | 0.031 | 1.266 |
| | LTE Band 14 | 0.134 | 0.764 | 0.018 | 0.317 | 0.031 | 1.264 |
| | LTE Band 26 (Cell) | 0.176 | 0.764 | 0.018 | 0.317 | 0.031 | 1.306 |
| | LTE Band 5 (Cell) | 0.180 | 0.764 | 0.018 | 0.317 | 0.031 | 1.310 |
| | LTE Band 66 (AWS) | 0.144 | 0.764 | 0.018 | 0.317 | 0.031 | 1.274 |
| | LTE Band 25 (PCS) | 0.065 | 0.764 | 0.018 | 0.317 | 0.031 | 1.195 |
| | LTE Band 2 (PCS) | 0.070 | 0.764 | 0.018 | 0.317 | 0.031 | 1.200 |
| | LTE Band 30 | 0.053 | 0.764 | 0.018 | 0.317 | 0.031 | 1.183 |
| | LTE Band 7 | 0.096 | 0.764 | 0.018 | 0.317 | 0.031 | 1.226 |
| LTE Band 48 | 0.058 | 0.764 | 0.018 | 0.317 | 0.031 | 1.188 | |
| LTE Band 41 | 0.097 | 0.764 | 0.018 | 0.317 | 0.031 | 1.227 | |

| Simult Tx | Configuration | LTE Band 2 (PCS) SAR (W/kg) | NR Band n71 SAR (W/kg) | 2.4 GHz WLAN MIMO SAR (W/kg) | 5 GHz WLAN MIMO SAR (W/kg) | Σ SAR (W/kg) | Simult Tx | Configuration | LTE Band 2 (PCS) SAR (W/kg) | NR Band n5 (Cell.) SAR (W/kg) | 2.4 GHz WLAN MIMO SAR (W/kg) | 5 GHz WLAN MIMO SAR (W/kg) | Σ SAR (W/kg) |
|-----------|---------------|------------------------------|------------------------|------------------------------|----------------------------|--------------|-----------|---------------|------------------------------|-------------------------------|------------------------------|----------------------------|--------------|
| | | 1 | 2 | 3 | 4 | 1+2+3+4 | | | 1 | 2 | 3 | 4 | 1+2+3+4 |
| Head SAR | Right Cheek | 0.063 | 0.120 | 0.393 | 0.277* | 0.853 | Head SAR | Right Cheek | 0.063 | 0.214 | 0.393 | 0.277* | 0.947 |
| | Right Tilt | 0.051 | 0.052 | 0.457 | 0.277 | 0.837 | | Right Tilt | 0.051 | 0.107 | 0.457 | 0.277 | 0.892 |
| | Left Cheek | 0.070 | 0.100 | 0.457* | 0.277* | 0.904 | | Left Cheek | 0.070 | 0.134 | 0.457* | 0.277* | 0.938 |
| | Left Tilt | 0.045 | 0.050 | 0.457* | 0.277* | 0.829 | | Left Tilt | 0.045 | 0.097 | 0.457* | 0.277* | 0.876 |
| Simult Tx | Configuration | LTE Band 66 (AWS) SAR (W/kg) | NR Band n71 SAR (W/kg) | 2.4 GHz WLAN MIMO SAR (W/kg) | 5 GHz WLAN MIMO SAR (W/kg) | Σ SAR (W/kg) | Simult Tx | Configuration | LTE Band 66 (AWS) SAR (W/kg) | NR Band n5 (Cell.) SAR (W/kg) | 2.4 GHz WLAN MIMO SAR (W/kg) | 5 GHz WLAN MIMO SAR (W/kg) | Σ SAR (W/kg) |
| | | 1 | 2 | 3 | 4 | 1+2+3+4 | | | 1 | 2 | 3 | 4 | 1+2+3+4 |
| Head SAR | Right Cheek | 0.094 | 0.120 | 0.393 | 0.277* | 0.884 | Head SAR | Right Cheek | 0.094 | 0.214 | 0.393 | 0.277* | 0.978 |
| | Right Tilt | 0.083 | 0.052 | 0.457 | 0.277 | 0.869 | | Right Tilt | 0.083 | 0.107 | 0.457 | 0.277 | 0.924 |
| | Left Cheek | 0.144 | 0.100 | 0.457* | 0.277* | 0.978 | | Left Cheek | 0.144 | 0.134 | 0.457* | 0.277* | 1.012 |
| | Left Tilt | 0.066 | 0.050 | 0.457* | 0.277* | 0.850 | | Left Tilt | 0.066 | 0.097 | 0.457* | 0.277* | 0.897 |

| Simult Tx | Configuration | LTE Band 30 SAR (W/kg) | NR Band n5 (Cell.) SAR (W/kg) | 2.4 GHz WLAN MIMO SAR (W/kg) | 5 GHz WLAN MIMO SAR (W/kg) | Σ SAR (W/kg) |
|-----------|---------------|------------------------|-------------------------------|------------------------------|----------------------------|--------------|
| | | 1 | 2 | 3 | 4 | 1+2+3+4 |
| Head SAR | Right Cheek | 0.053 | 0.214 | 0.393 | 0.277* | 0.937 |
| | Right Tilt | 0.021 | 0.107 | 0.457 | 0.277 | 0.862 |
| | Left Cheek | 0.032 | 0.134 | 0.457* | 0.277* | 0.900 |
| | Left Tilt | 0.015 | 0.097 | 0.457* | 0.277* | 0.846 |





| | | | | |
|---|---|--------------------------------------|---|--|
| FCC ID A3LSMN976U |  PCTEST ENGINEERING LABORATORY, INC. | SAR EVALUATION REPORT |  | Approved by: Quality Manager |
| Document S/N: 1M1909040147-01.A3L | Test Dates: 09/10/19 – 11/06/19 | DUT Type: Portable Handset | Page 165 of 212 | |

Table 12-4
Simultaneous Transmission Scenario with Bluetooth (Held to Ear)

| Exposure Condition | Mode | 2G/3G/4G SAR (W/kg) | Bluetooth SAR (W/kg) | Σ SAR (W/kg) |
|--------------------|--------------------|---------------------|----------------------|--------------|
| | | 1 | 2 | 1+2 |
| Head SAR | GSM 850 | 0.100 | 0.360 | 0.460 |
| | GSM 1900 | 0.051 | 0.360 | 0.411 |
| | UMTS 850 | 0.212 | 0.360 | 0.572 |
| | UMTS 1750 | 0.166 | 0.360 | 0.526 |
| | UMTS 1900 | 0.156 | 0.360 | 0.516 |
| | LTE Band 71 | 0.107 | 0.360 | 0.467 |
| | LTE Band 12 | 0.104 | 0.360 | 0.464 |
| | LTE Band 13 | 0.136 | 0.360 | 0.496 |
| | LTE Band 14 | 0.134 | 0.360 | 0.494 |
| | LTE Band 26 (Cell) | 0.176 | 0.360 | 0.536 |
| | LTE Band 5 (Cell) | 0.180 | 0.360 | 0.540 |
| | LTE Band 66 (AWS) | 0.144 | 0.360 | 0.504 |
| | LTE Band 25 (PCS) | 0.065 | 0.360 | 0.425 |
| | LTE Band 2 (PCS) | 0.070 | 0.360 | 0.430 |
| | LTE Band 30 | 0.053 | 0.360 | 0.413 |
| | LTE Band 7 | 0.096 | 0.360 | 0.456 |
| LTE Band 48 | 0.058 | 0.360 | 0.418 | |
| LTE Band 41 | 0.097 | 0.360 | 0.457 | |

| Simult Tx | Configuration | LTE Band 2 (PCS) SAR (W/kg) | NR Band n71 SAR (W/kg) | Bluetooth SAR (W/kg) | Σ SAR (W/kg) | Simult Tx | Configuration | LTE Band 2 (PCS) SAR (W/kg) | NR Band n5 (Cell.) SAR (W/kg) | Bluetooth SAR (W/kg) | Σ SAR (W/kg) |
|-----------|---------------|------------------------------|------------------------|----------------------|--------------|-----------|---------------|------------------------------|-------------------------------|----------------------|--------------|
| | | 1 | 2 | 3 | 1+2+3 | | | 1 | 2 | 3 | 1+2+3 |
| Head SAR | Right Cheek | 0.063 | 0.120 | 0.283 | 0.466 | Head SAR | Right Cheek | 0.063 | 0.214 | 0.283 | 0.560 |
| | Right Tilt | 0.051 | 0.052 | 0.360 | 0.463 | | Right Tilt | 0.051 | 0.107 | 0.360 | 0.518 |
| | Left Cheek | 0.070 | 0.100 | 0.070 | 0.240 | | Left Cheek | 0.070 | 0.134 | 0.070 | 0.274 |
| | Left Tilt | 0.045 | 0.050 | 0.082 | 0.177 | | Left Tilt | 0.045 | 0.097 | 0.082 | 0.224 |
| Simult Tx | Configuration | LTE Band 66 (AWS) SAR (W/kg) | NR Band n71 SAR (W/kg) | Bluetooth SAR (W/kg) | Σ SAR (W/kg) | Simult Tx | Configuration | LTE Band 66 (AWS) SAR (W/kg) | NR Band n5 (Cell.) SAR (W/kg) | Bluetooth SAR (W/kg) | Σ SAR (W/kg) |
| | | 1 | 2 | 3 | 1+2+3 | | | 1 | 2 | 3 | 1+2+3 |
| Head SAR | Right Cheek | 0.094 | 0.120 | 0.283 | 0.497 | Head SAR | Right Cheek | 0.094 | 0.214 | 0.283 | 0.591 |
| | Right Tilt | 0.083 | 0.052 | 0.360 | 0.495 | | Right Tilt | 0.083 | 0.107 | 0.360 | 0.550 |
| | Left Cheek | 0.144 | 0.100 | 0.070 | 0.314 | | Left Cheek | 0.144 | 0.134 | 0.070 | 0.348 |
| | Left Tilt | 0.066 | 0.050 | 0.082 | 0.198 | | Left Tilt | 0.066 | 0.097 | 0.082 | 0.245 |

| Simult Tx | Configuration | LTE Band 30 SAR (W/kg) | NR Band n5 (Cell.) SAR (W/kg) | Bluetooth SAR (W/kg) | Σ SAR (W/kg) |
|-----------|---------------|------------------------|-------------------------------|----------------------|--------------|
| | | 1 | 2 | 3 | 1+2+3 |
| Head SAR | Right Cheek | 0.053 | 0.214 | 0.283 | 0.550 |
| | Right Tilt | 0.021 | 0.107 | 0.360 | 0.488 |
| | Left Cheek | 0.032 | 0.134 | 0.070 | 0.236 |
| | Left Tilt | 0.015 | 0.097 | 0.082 | 0.194 |



| | | |
|--------------------------------------|--|--|
| FCC ID A3LSMN976U |  SAR EVALUATION REPORT  | Approved by: Quality Manager |
| Document S/N: 1M1909040147-01.A3L | Test Dates: 09/10/19 – 11/06/19 | DUT Type: Portable Handset |
| | | Page 166 of 212 |

**Table 12-5
Simultaneous Transmission Scenario with Bluetooth and 5 GHz WLAN (Held to Ear)**

| Exposure Condition | Mode | 2G/3G/4G SAR (W/kg) | Bluetooth SAR (W/kg) | 5 GHz WLAN Ant 1 SAR (W/kg) | Σ SAR (W/kg) |
|--------------------|--------------------|---------------------|----------------------|-----------------------------|--------------|
| | | 1 | 2 | 3 | 1+2+3 |
| Head SAR | GSM 850 | 0.100 | 0.360 | 0.317 | 0.777 |
| | GSM 1900 | 0.051 | 0.360 | 0.317 | 0.728 |
| | UMTS 850 | 0.212 | 0.360 | 0.317 | 0.889 |
| | UMTS 1750 | 0.166 | 0.360 | 0.317 | 0.843 |
| | UMTS 1900 | 0.156 | 0.360 | 0.317 | 0.833 |
| | LTE Band 71 | 0.107 | 0.360 | 0.317 | 0.784 |
| | LTE Band 12 | 0.104 | 0.360 | 0.317 | 0.781 |
| | LTE Band 13 | 0.136 | 0.360 | 0.317 | 0.813 |
| | LTE Band 14 | 0.134 | 0.360 | 0.317 | 0.811 |
| | LTE Band 26 (Cell) | 0.176 | 0.360 | 0.317 | 0.853 |
| | LTE Band 5 (Cell) | 0.180 | 0.360 | 0.317 | 0.857 |
| | LTE Band 66 (AWS) | 0.144 | 0.360 | 0.317 | 0.821 |
| | LTE Band 25 (PCS) | 0.065 | 0.360 | 0.317 | 0.742 |
| | LTE Band 2 (PCS) | 0.070 | 0.360 | 0.317 | 0.747 |
| | LTE Band 30 | 0.053 | 0.360 | 0.317 | 0.730 |
| | LTE Band 7 | 0.096 | 0.360 | 0.317 | 0.773 |
| LTE Band 48 | 0.058 | 0.360 | 0.317 | 0.735 | |
| LTE Band 41 | 0.097 | 0.360 | 0.317 | 0.774 | |

| Simult Tx | Configuration | LTE Band 2 (PCS) SAR (W/kg) | NR Band n71 SAR (W/kg) | Bluetooth SAR (W/kg) | 5 GHz WLAN Ant 1 SAR (W/kg) | Σ SAR (W/kg) | Simult Tx | Configuration | LTE Band 2 (PCS) SAR (W/kg) | NR Band n5 (Cell.) SAR (W/kg) | Bluetooth SAR (W/kg) | 5 GHz WLAN Ant 1 SAR (W/kg) | Σ SAR (W/kg) |
|-----------|---------------|------------------------------|------------------------|----------------------|-----------------------------|--------------|-----------|---------------|------------------------------|-------------------------------|----------------------|-----------------------------|--------------|
| | | 1 | 2 | 3 | 4 | 1+2+3+4 | | | 1 | 2 | 3 | 4 | 1+2+3+4 |
| Head SAR | Right Cheek | 0.063 | 0.120 | 0.283 | 0.317* | 0.783 | Head SAR | Right Cheek | 0.063 | 0.214 | 0.283 | 0.317* | 0.877 |
| | Right Tilt | 0.051 | 0.052 | 0.360 | 0.317 | 0.780 | | Right Tilt | 0.051 | 0.107 | 0.360 | 0.317 | 0.835 |
| | Left Cheek | 0.070 | 0.100 | 0.070 | 0.317* | 0.557 | | Left Cheek | 0.070 | 0.134 | 0.070 | 0.317* | 0.591 |
| | Left Tilt | 0.045 | 0.050 | 0.082 | 0.317* | 0.494 | | Left Tilt | 0.045 | 0.097 | 0.082 | 0.317* | 0.541 |
| Simult Tx | Configuration | LTE Band 66 (AWS) SAR (W/kg) | NR Band n71 SAR (W/kg) | Bluetooth SAR (W/kg) | 5 GHz WLAN Ant 1 SAR (W/kg) | Σ SAR (W/kg) | Simult Tx | Configuration | LTE Band 66 (AWS) SAR (W/kg) | NR Band n5 (Cell.) SAR (W/kg) | Bluetooth SAR (W/kg) | 5 GHz WLAN Ant 1 SAR (W/kg) | Σ SAR (W/kg) |
| | | 1 | 2 | 3 | 4 | 1+2+3+4 | | | 1 | 2 | 3 | 4 | 1+2+3+4 |
| Head SAR | Right Cheek | 0.094 | 0.120 | 0.283 | 0.317* | 0.814 | Head SAR | Right Cheek | 0.094 | 0.214 | 0.283 | 0.317* | 0.908 |
| | Right Tilt | 0.083 | 0.052 | 0.360 | 0.317 | 0.812 | | Right Tilt | 0.083 | 0.107 | 0.360 | 0.317 | 0.867 |
| | Left Cheek | 0.144 | 0.100 | 0.070 | 0.317* | 0.631 | | Left Cheek | 0.144 | 0.134 | 0.070 | 0.317* | 0.665 |
| | Left Tilt | 0.066 | 0.050 | 0.082 | 0.317* | 0.515 | | Left Tilt | 0.066 | 0.097 | 0.082 | 0.317* | 0.562 |



| Simult Tx | Configuration | LTE Band 30 SAR (W/kg) | NR Band n5 (Cell.) SAR (W/kg) | Bluetooth SAR (W/kg) | 5 GHz WLAN Ant 1 SAR (W/kg) | Σ SAR (W/kg) |
|-----------|---------------|------------------------|-------------------------------|----------------------|-----------------------------|--------------|
| | | 1 | 2 | 3 | 4 | 1+2+3+4 |
| Head SAR | Right Cheek | 0.053 | 0.214 | 0.283 | 0.317* | 0.867 |
| | Right Tilt | 0.021 | 0.107 | 0.360 | 0.317 | 0.805 |
| | Left Cheek | 0.032 | 0.134 | 0.070 | 0.317* | 0.553 |
| | Left Tilt | 0.015 | 0.097 | 0.082 | 0.317* | 0.511 |

| | | |
|--------------------------------------|--|--|
| FCC ID A3LSMN976U |  SAR EVALUATION REPORT  | Approved by: Quality Manager |
| Document S/N: 1M1909040147-01.A3L | Test Dates: 09/10/19 – 11/06/19 | DUT Type: Portable Handset |
| | | Page 167 of 212 |

| Exposure Condition | Mode | 2G/3G/4G SAR (W/kg) | Bluetooth SAR (W/kg) | 5 GHz WLAN Ant 2 SAR (W/kg) | Σ SAR (W/kg) |
|--------------------|--------------------|---------------------|----------------------|-----------------------------|--------------|
| | | 1 | 2 | 3 | 1+2+3 |
| Head SAR | GSM 850 | 0.100 | 0.360 | 0.031 | 0.491 |
| | GSM 1900 | 0.051 | 0.360 | 0.031 | 0.442 |
| | UMTS 850 | 0.212 | 0.360 | 0.031 | 0.603 |
| | UMTS 1750 | 0.166 | 0.360 | 0.031 | 0.557 |
| | UMTS 1900 | 0.156 | 0.360 | 0.031 | 0.547 |
| | LTE Band 71 | 0.107 | 0.360 | 0.031 | 0.498 |
| | LTE Band 12 | 0.104 | 0.360 | 0.031 | 0.495 |
| | LTE Band 13 | 0.136 | 0.360 | 0.031 | 0.527 |
| | LTE Band 14 | 0.134 | 0.360 | 0.031 | 0.525 |
| | LTE Band 26 (Cell) | 0.176 | 0.360 | 0.031 | 0.567 |
| | LTE Band 5 (Cell) | 0.180 | 0.360 | 0.031 | 0.571 |
| | LTE Band 66 (AWS) | 0.144 | 0.360 | 0.031 | 0.535 |
| | LTE Band 25 (PCS) | 0.065 | 0.360 | 0.031 | 0.456 |
| | LTE Band 2 (PCS) | 0.070 | 0.360 | 0.031 | 0.461 |
| | LTE Band 30 | 0.053 | 0.360 | 0.031 | 0.444 |
| | LTE Band 7 | 0.096 | 0.360 | 0.031 | 0.487 |
| LTE Band 48 | 0.058 | 0.360 | 0.031 | 0.449 | |
| LTE Band 41 | 0.097 | 0.360 | 0.031 | 0.488 | |

| Simult Tx | Configuration | LTE Band 2 (PCS) SAR (W/kg) | NR Band n71 SAR (W/kg) | Bluetooth SAR (W/kg) | 5 GHz WLAN Ant 2 SAR (W/kg) | Σ SAR (W/kg) | Simult Tx | Configuration | LTE Band 2 (PCS) SAR (W/kg) | NR Band n5 (Cell.) SAR (W/kg) | Bluetooth SAR (W/kg) | 5 GHz WLAN Ant 2 SAR (W/kg) | Σ SAR (W/kg) |
|-----------|---------------|------------------------------|------------------------|----------------------|-----------------------------|--------------|-----------|---------------|------------------------------|-------------------------------|----------------------|-----------------------------|--------------|
| | | 1 | 2 | 3 | 4 | 1+2+3+4 | | | 1 | 2 | 3 | 4 | 1+2+3+4 |
| Head SAR | Right Cheek | 0.063 | 0.120 | 0.283 | 0.011 | 0.477 | Head SAR | Right Cheek | 0.063 | 0.214 | 0.283 | 0.011 | 0.571 |
| | Right Tilt | 0.051 | 0.052 | 0.360 | 0.031 | 0.494 | | Right Tilt | 0.051 | 0.107 | 0.360 | 0.031 | 0.549 |
| | Left Cheek | 0.070 | 0.100 | 0.070 | 0.031* | 0.271 | | Left Cheek | 0.070 | 0.134 | 0.070 | 0.031* | 0.305 |
| | Left Tilt | 0.045 | 0.050 | 0.082 | 0.027 | 0.204 | | Left Tilt | 0.045 | 0.097 | 0.082 | 0.027 | 0.251 |
| Simult Tx | Configuration | LTE Band 66 (AWS) SAR (W/kg) | NR Band n71 SAR (W/kg) | Bluetooth SAR (W/kg) | 5 GHz WLAN Ant 2 SAR (W/kg) | Σ SAR (W/kg) | Simult Tx | Configuration | LTE Band 66 (AWS) SAR (W/kg) | NR Band n5 (Cell.) SAR (W/kg) | Bluetooth SAR (W/kg) | 5 GHz WLAN Ant 2 SAR (W/kg) | Σ SAR (W/kg) |
| | | 1 | 2 | 3 | 4 | 1+2+3+4 | | | 1 | 2 | 3 | 4 | 1+2+3+4 |
| Head SAR | Right Cheek | 0.094 | 0.120 | 0.283 | 0.011 | 0.508 | Head SAR | Right Cheek | 0.094 | 0.214 | 0.283 | 0.011 | 0.602 |
| | Right Tilt | 0.083 | 0.052 | 0.360 | 0.031 | 0.526 | | Right Tilt | 0.083 | 0.107 | 0.360 | 0.031 | 0.581 |
| | Left Cheek | 0.144 | 0.100 | 0.070 | 0.031* | 0.345 | | Left Cheek | 0.144 | 0.134 | 0.070 | 0.031* | 0.379 |
| | Left Tilt | 0.066 | 0.050 | 0.082 | 0.027 | 0.225 | | Left Tilt | 0.066 | 0.097 | 0.082 | 0.027 | 0.272 |



| Simult Tx | Configuration | LTE Band 30 SAR (W/kg) | NR Band n5 (Cell.) SAR (W/kg) | Bluetooth SAR (W/kg) | 5 GHz WLAN Ant 2 SAR (W/kg) | Σ SAR (W/kg) |
|-----------|---------------|------------------------|-------------------------------|----------------------|-----------------------------|--------------|
| | | 1 | 2 | 3 | 4 | 1+2+3+4 |
| Head SAR | Right Cheek | 0.053 | 0.214 | 0.283 | 0.011 | 0.561 |
| | Right Tilt | 0.021 | 0.107 | 0.360 | 0.031 | 0.519 |
| | Left Cheek | 0.032 | 0.134 | 0.070 | 0.031* | 0.267 |
| | Left Tilt | 0.015 | 0.097 | 0.082 | 0.027 | 0.221 |

| | | | | |
|---|---|--------------------------------------|---|--|
| FCC ID A3LSMN976U |  PCTEST ENGINEERING LABORATORY, INC. | SAR EVALUATION REPORT |  | Approved by: Quality Manager |
| Document S/N: 1M1909040147-01.A3L | Test Dates: 09/10/19 – 11/06/19 | DUT Type: Portable Handset | Page 168 of 212 | |

| Exposure Condition | Mode | 2G/3G/4G SAR (W/kg) | Bluetooth SAR (W/kg) | 5 GHz WLAN Ant 1 SAR (W/kg) | 5 GHz WLAN Ant 2 SAR (W/kg) | Σ SAR (W/kg) |
|--------------------|--------------------|---------------------|----------------------|-----------------------------|-----------------------------|--------------|
| | | 1 | 2 | 3 | 4 | 1+2+3+4 |
| Head SAR | GSM 850 | 0.100 | 0.360 | 0.317 | 0.031 | 0.808 |
| | GSM 1900 | 0.051 | 0.360 | 0.317 | 0.031 | 0.759 |
| | UMTS 850 | 0.212 | 0.360 | 0.317 | 0.031 | 0.920 |
| | UMTS 1750 | 0.166 | 0.360 | 0.317 | 0.031 | 0.874 |
| | UMTS 1900 | 0.156 | 0.360 | 0.317 | 0.031 | 0.864 |
| | LTE Band 71 | 0.107 | 0.360 | 0.317 | 0.031 | 0.815 |
| | LTE Band 12 | 0.104 | 0.360 | 0.317 | 0.031 | 0.812 |
| | LTE Band 13 | 0.136 | 0.360 | 0.317 | 0.031 | 0.844 |
| | LTE Band 14 | 0.134 | 0.360 | 0.317 | 0.031 | 0.842 |
| | LTE Band 26 (Cell) | 0.176 | 0.360 | 0.317 | 0.031 | 0.884 |
| | LTE Band 5 (Cell) | 0.180 | 0.360 | 0.317 | 0.031 | 0.888 |
| | LTE Band 66 (AWS) | 0.144 | 0.360 | 0.317 | 0.031 | 0.852 |
| | LTE Band 25 (PCS) | 0.065 | 0.360 | 0.317 | 0.031 | 0.773 |
| | LTE Band 2 (PCS) | 0.070 | 0.360 | 0.317 | 0.031 | 0.778 |
| | LTE Band 30 | 0.053 | 0.360 | 0.317 | 0.031 | 0.761 |
| | LTE Band 7 | 0.096 | 0.360 | 0.317 | 0.031 | 0.804 |
| LTE Band 48 | 0.058 | 0.360 | 0.317 | 0.031 | 0.766 | |
| LTE Band 41 | 0.097 | 0.360 | 0.317 | 0.031 | 0.805 | |

| Simult Tx | Configuration | LTE Band 2 (PCS) SAR (W/kg) | NR Band n71 SAR (W/kg) | Bluetooth SAR (W/kg) | 5 GHz WLAN MIMO SAR (W/kg) | Σ SAR (W/kg) | Simult Tx | Configuration | LTE Band 2 (PCS) SAR (W/kg) | NR Band n5 (Cell.) SAR (W/kg) | Bluetooth SAR (W/kg) | 5 GHz WLAN MIMO SAR (W/kg) | Σ SAR (W/kg) |
|-----------|---------------|------------------------------|------------------------|----------------------|----------------------------|--------------|-----------|---------------|------------------------------|-------------------------------|----------------------|----------------------------|--------------|
| | | 1 | 2 | 3 | 4 | 1+2+3+4 | | | 1 | 2 | 3 | 4 | 1+2+3+4 |
| Head SAR | Right Cheek | 0.063 | 0.120 | 0.283 | 0.277* | 0.743 | Head SAR | Right Cheek | 0.063 | 0.214 | 0.283 | 0.277* | 0.837 |
| | Right Tilt | 0.051 | 0.052 | 0.360 | 0.277 | 0.740 | | Right Tilt | 0.051 | 0.107 | 0.360 | 0.277 | 0.795 |
| | Left Cheek | 0.070 | 0.100 | 0.070 | 0.277* | 0.517 | | Left Cheek | 0.070 | 0.134 | 0.070 | 0.277* | 0.551 |
| | Left Tilt | 0.045 | 0.050 | 0.082 | 0.277* | 0.454 | | Left Tilt | 0.045 | 0.097 | 0.082 | 0.277* | 0.501 |
| Simult Tx | Configuration | LTE Band 66 (AWS) SAR (W/kg) | NR Band n71 SAR (W/kg) | Bluetooth SAR (W/kg) | 5 GHz WLAN MIMO SAR (W/kg) | Σ SAR (W/kg) | Simult Tx | Configuration | LTE Band 66 (AWS) SAR (W/kg) | NR Band n5 (Cell.) SAR (W/kg) | Bluetooth SAR (W/kg) | 5 GHz WLAN MIMO SAR (W/kg) | Σ SAR (W/kg) |
| | | 1 | 2 | 3 | 4 | 1+2+3+4 | | | 1 | 2 | 3 | 4 | 1+2+3+4 |
| Head SAR | Right Cheek | 0.094 | 0.120 | 0.283 | 0.277* | 0.774 | Head SAR | Right Cheek | 0.094 | 0.214 | 0.283 | 0.277* | 0.868 |
| | Right Tilt | 0.083 | 0.052 | 0.360 | 0.277 | 0.772 | | Right Tilt | 0.083 | 0.107 | 0.360 | 0.277 | 0.827 |
| | Left Cheek | 0.144 | 0.100 | 0.070 | 0.277* | 0.591 | | Left Cheek | 0.144 | 0.134 | 0.070 | 0.277* | 0.625 |
| | Left Tilt | 0.066 | 0.050 | 0.082 | 0.277* | 0.475 | | Left Tilt | 0.066 | 0.097 | 0.082 | 0.277* | 0.522 |

| Simult Tx | Configuration | LTE Band 30 SAR (W/kg) | NR Band n5 (Cell.) SAR (W/kg) | Bluetooth SAR (W/kg) | 5 GHz WLAN MIMO SAR (W/kg) | Σ SAR (W/kg) |
|-----------|---------------|------------------------|-------------------------------|----------------------|----------------------------|--------------|
| | | 1 | 2 | 3 | 4 | 1+2+3+4 |
| Head SAR | Right Cheek | 0.053 | 0.214 | 0.283 | 0.277* | 0.827 |
| | Right Tilt | 0.021 | 0.107 | 0.360 | 0.277 | 0.765 |
| | Left Cheek | 0.032 | 0.134 | 0.070 | 0.277* | 0.513 |
| | Left Tilt | 0.015 | 0.097 | 0.082 | 0.277* | 0.471 |



| | | | | |
|---|---|--------------------------------------|---|--|
| FCC ID A3LSMN976U |  PCTEST ENGINEERING LABORATORY, INC. | SAR EVALUATION REPORT |  | Approved by: Quality Manager |
| Document S/N: 1M1909040147-01.A3L | Test Dates: 09/10/19 – 11/06/19 | DUT Type: Portable Handset | Page 169 of 212 | |

12.4 Body-Worn Simultaneous Transmission Analysis

Table 12-6
Simultaneous Transmission Scenario with 2.4 GHz WLAN (Body-Worn at 1.5 cm)

| Exposure Condition | Mode | 2G/3G/4G SAR (W/kg) | 2.4 GHz WLAN Ant 1 SAR (W/kg) | 2.4 GHz WLAN Ant 2 SAR (W/kg) | Σ SAR (W/kg) | | |
|--------------------|--------------------|---------------------|-------------------------------|-------------------------------|--------------|-------|--------------|
| | | 1 | 2 | 3 | 1+2 | 1+3 | 1+2+3 |
| Body-Worn | GSM 850 | 0.167 | 0.125 | 0.019 | 0.292 | 0.186 | 0.311 |
| | GSM 1900 | 0.337 | 0.125 | 0.019 | 0.462 | 0.356 | 0.481 |
| | UMTS 850 | 0.299 | 0.125 | 0.019 | 0.424 | 0.318 | 0.443 |
| | UMTS 1750 | 0.870 | 0.125 | 0.019 | 0.995 | 0.889 | 1.014 |
| | UMTS 1900 | 1.005 | 0.125 | 0.019 | 1.130 | 1.024 | 1.149 |
| | LTE Band 71 | 0.178 | 0.125 | 0.019 | 0.303 | 0.197 | 0.322 |
| | LTE Band 12 | 0.214 | 0.125 | 0.019 | 0.339 | 0.233 | 0.358 |
| | LTE Band 13 | 0.275 | 0.125 | 0.019 | 0.400 | 0.294 | 0.419 |
| | LTE Band 14 | 0.252 | 0.125 | 0.019 | 0.377 | 0.271 | 0.396 |
| | LTE Band 26 (Cell) | 0.306 | 0.125 | 0.019 | 0.431 | 0.325 | 0.450 |
| | LTE Band 5 (Cell) | 0.285 | 0.125 | 0.019 | 0.410 | 0.304 | 0.429 |
| | LTE Band 66 (AWS) | 0.920 | 0.125 | 0.019 | 1.045 | 0.939 | 1.064 |
| | LTE Band 25 (PCS) | 0.719 | 0.125 | 0.019 | 0.844 | 0.738 | 0.863 |
| | LTE Band 2 (PCS) | 0.924 | 0.125 | 0.019 | 1.049 | 0.943 | 1.068 |
| | LTE Band 30 | 0.587 | 0.125 | 0.019 | 0.712 | 0.606 | 0.731 |
| | LTE Band 7 | 0.363 | 0.125 | 0.019 | 0.488 | 0.382 | 0.507 |
| | LTE Band 48 | 0.130 | 0.125 | 0.019 | 0.255 | 0.149 | 0.274 |
| LTE Band 41 | 0.342 | 0.125 | 0.019 | 0.467 | 0.361 | 0.486 | |

| Simult Tx | Configuration | LTE Band 2 (PCS) SAR (W/kg) | NR Band n71 SAR (W/kg) | 2.4 GHz WLAN Ant 1 SAR (W/kg) | Σ SAR (W/kg) | Simult Tx | Configuration | LTE Band 2 (PCS) SAR (W/kg) | NR Band n5 (Cell.) SAR (W/kg) | 2.4 GHz WLAN Ant 1 SAR (W/kg) | Σ SAR (W/kg) |
|-----------|---------------|-----------------------------|------------------------|-------------------------------|--------------|-----------|---------------|-----------------------------|-------------------------------|-------------------------------|--------------|
| | | 1 | 2 | 3 | | | | 1+2+3 | 1 | 2 | |
| Body SAR | Back | 0.924 | 0.153 | 0.125 | 1.202 | Body SAR | Back | 0.924 | 0.340 | 0.125 | 1.389 |
| Simult Tx | Configuration | LTE Band 2 (PCS) SAR (W/kg) | NR Band n71 SAR (W/kg) | 2.4 GHz WLAN Ant 2 SAR (W/kg) | Σ SAR (W/kg) | Simult Tx | Configuration | LTE Band 2 (PCS) SAR (W/kg) | NR Band n5 (Cell.) SAR (W/kg) | 2.4 GHz WLAN Ant 2 SAR (W/kg) | Σ SAR (W/kg) |
| Body SAR | Back | 0.924 | 0.153 | 0.019 | | 1.096 | Body SAR | Back | 0.924 | 0.340 | |
| Simult Tx | Configuration | LTE Band 2 (PCS) SAR (W/kg) | NR Band n71 SAR (W/kg) | 2.4 GHz WLAN MIMO SAR (W/kg) | Σ SAR (W/kg) | Simult Tx | Configuration | LTE Band 2 (PCS) SAR (W/kg) | NR Band n5 (Cell.) SAR (W/kg) | 2.4 GHz WLAN MIMO SAR (W/kg) | Σ SAR (W/kg) |
| Body SAR | Back | 0.924 | 0.153 | 0.061 | | 1.138 | Body SAR | Back | 0.924 | 0.340 | |

| | | |
|--------------------------------------|--|--|
| FCC ID A3LSMN976U |  SAR EVALUATION REPORT  | Approved by: Quality Manager |
| Document S/N: 1M1909040147-01.A3L | Test Dates: 09/10/19 – 11/06/19 | DUT Type: Portable Handset |
| | | Page 170 of 212 |

| Simult Tx | Configuration | LTE Band 66 (AWS) SAR (W/kg) | NR Band n71 SAR (W/kg) | 2.4 GHz WLAN Ant 1 SAR (W/kg) | Σ SAR (W/kg) | Simult Tx | Configuration | LTE Band 66 (AWS) SAR (W/kg) | NR Band n5 (Cell.) SAR (W/kg) | 2.4 GHz WLAN Ant 1 SAR (W/kg) | Σ SAR (W/kg) |
|-----------|---------------|------------------------------|------------------------|-------------------------------|--------------|-----------|---------------|------------------------------|-------------------------------|-------------------------------|--------------|
| | | 1 | 2 | 3 | 1+2+3 | | | 1 | 2 | 3 | 1+2+3 |
| Body SAR | Back | 0.920 | 0.153 | 0.125 | 1.198 | Body SAR | Back | 0.920 | 0.340 | 0.125 | 1.385 |
| Simult Tx | Configuration | LTE Band 66 (AWS) SAR (W/kg) | NR Band n71 SAR (W/kg) | 2.4 GHz WLAN Ant 2 SAR (W/kg) | Σ SAR (W/kg) | Simult Tx | Configuration | LTE Band 66 (AWS) SAR (W/kg) | NR Band n5 (Cell.) SAR (W/kg) | 2.4 GHz WLAN Ant 2 SAR (W/kg) | Σ SAR (W/kg) |
| | | 1 | 2 | 3 | 1+2+3 | | | 1 | 2 | 3 | 1+2+3 |
| Body SAR | Back | 0.920 | 0.153 | 0.019 | 1.092 | Body SAR | Back | 0.920 | 0.340 | 0.019 | 1.279 |
| Simult Tx | Configuration | LTE Band 66 (AWS) SAR (W/kg) | NR Band n71 SAR (W/kg) | 2.4 GHz WLAN MIMO SAR (W/kg) | Σ SAR (W/kg) | Simult Tx | Configuration | LTE Band 66 (AWS) SAR (W/kg) | NR Band n5 (Cell.) SAR (W/kg) | 2.4 GHz WLAN MIMO SAR (W/kg) | Σ SAR (W/kg) |
| | | 1 | 2 | 3 | 1+2+3 | | | 1 | 2 | 3 | 1+2+3 |
| Body SAR | Back | 0.920 | 0.153 | 0.061 | 1.134 | Body SAR | Back | 0.920 | 0.340 | 0.061 | 1.321 |

| Simult Tx | Configuration | LTE Band 30 SAR (W/kg) | NR Band n5 (Cell.) SAR (W/kg) | 2.4 GHz WLAN Ant 1 SAR (W/kg) | Σ SAR (W/kg) |
|-----------|---------------|------------------------|-------------------------------|-------------------------------|--------------|
| | | 1 | 2 | 3 | 1+2+3 |
| Body SAR | Back | 0.587 | 0.340 | 0.125 | 1.052 |
| Simult Tx | Configuration | LTE Band 30 SAR (W/kg) | NR Band n5 (Cell.) SAR (W/kg) | 2.4 GHz WLAN Ant 2 SAR (W/kg) | Σ SAR (W/kg) |
| | | 1 | 2 | 3 | 1+2+3 |
| Body SAR | Back | 0.587 | 0.340 | 0.019 | 0.946 |
| Simult Tx | Configuration | LTE Band 30 SAR (W/kg) | NR Band n5 (Cell.) SAR (W/kg) | 2.4 GHz WLAN MIMO SAR (W/kg) | Σ SAR (W/kg) |
| | | 1 | 2 | 3 | 1+2+3 |
| Body SAR | Back | 0.587 | 0.340 | 0.061 | 0.988 |





| | | | | |
|---|---|--------------------------------------|---|--|
| FCC ID A3LSMN976U |  PCTEST ENGINEERING LABORATORY, INC. | SAR EVALUATION REPORT |  | Approved by: Quality Manager |
| Document S/N: 1M1909040147-01.A3L | Test Dates: 09/10/19 – 11/06/19 | DUT Type: Portable Handset | Page 171 of 212 | |

Table 12-7
Simultaneous Transmission Scenario with 5 GHz WLAN (Body-Worn at 1.5 cm)

| Exposure Condition | Mode | 2G/3G/4G SAR (W/kg) | 5 GHz WLAN Ant 1 SAR (W/kg) | 5 GHz WLAN Ant 2 SAR (W/kg) | Σ SAR (W/kg) | | |
|--------------------|--------------------|---------------------|-----------------------------|-----------------------------|--------------|-------|--------------|
| | | 1 | 2 | 3 | 1+2 | 1+3 | 1+2+3 |
| Body-Worn | GSM 850 | 0.167 | 0.253 | 0.073 | 0.420 | 0.240 | 0.493 |
| | GSM 1900 | 0.337 | 0.253 | 0.073 | 0.590 | 0.410 | 0.663 |
| | UMTS 850 | 0.299 | 0.253 | 0.073 | 0.552 | 0.372 | 0.625 |
| | UMTS 1750 | 0.870 | 0.253 | 0.073 | 1.123 | 0.943 | 1.196 |
| | UMTS 1900 | 1.005 | 0.253 | 0.073 | 1.258 | 1.078 | 1.331 |
| | LTE Band 71 | 0.178 | 0.253 | 0.073 | 0.431 | 0.251 | 0.504 |
| | LTE Band 12 | 0.214 | 0.253 | 0.073 | 0.467 | 0.287 | 0.540 |
| | LTE Band 13 | 0.275 | 0.253 | 0.073 | 0.528 | 0.348 | 0.601 |
| | LTE Band 14 | 0.252 | 0.253 | 0.073 | 0.505 | 0.325 | 0.578 |
| | LTE Band 26 (Cell) | 0.306 | 0.253 | 0.073 | 0.559 | 0.379 | 0.632 |
| | LTE Band 5 (Cell) | 0.285 | 0.253 | 0.073 | 0.538 | 0.358 | 0.611 |
| | LTE Band 66 (AWS) | 0.920 | 0.253 | 0.073 | 1.173 | 0.993 | 1.246 |
| | LTE Band 25 (PCS) | 0.719 | 0.253 | 0.073 | 0.972 | 0.792 | 1.045 |
| | LTE Band 2 (PCS) | 0.924 | 0.253 | 0.073 | 1.177 | 0.997 | 1.250 |
| | LTE Band 30 | 0.587 | 0.253 | 0.073 | 0.840 | 0.660 | 0.913 |
| | LTE Band 7 | 0.363 | 0.253 | 0.073 | 0.616 | 0.436 | 0.689 |
| | LTE Band 48 | 0.130 | 0.253 | 0.073 | 0.383 | 0.203 | 0.456 |
| LTE Band 41 | 0.342 | 0.253 | 0.073 | 0.595 | 0.415 | 0.668 | |

| Simult Tx | Configuration | LTE Band 2 (PCS) SAR (W/kg) | NR Band n71 SAR (W/kg) | 5 GHz WLAN Ant 1 SAR (W/kg) | Σ SAR (W/kg) | Simult Tx | Configuration | LTE Band 2 (PCS) SAR (W/kg) | NR Band n5 (Cell.) SAR (W/kg) | 5 GHz WLAN Ant 1 SAR (W/kg) | Σ SAR (W/kg) |
|-----------|---------------|-----------------------------|------------------------|--------------------------------------|--------------|-----------|---------------|-----------------------------|-------------------------------|--------------------------------------|--------------|
| | | 1 | 2 | 3 | | | | 1+2+3 | 1 | 2 | |
| Body SAR | Back | 0.924 | 0.153 | 0.253 | 1.330 | Body SAR | Back | 0.924 | 0.340 | 0.253 | 1.517 |
| Simult Tx | Configuration | LTE Band 2 (PCS) SAR (W/kg) | NR Band n71 SAR (W/kg) | 5 GHz WLAN Ant 2 SAR (W/kg) | Σ SAR (W/kg) | Simult Tx | Configuration | LTE Band 2 (PCS) SAR (W/kg) | NR Band n5 (Cell.) SAR (W/kg) | 5 GHz WLAN Ant 2 SAR (W/kg) | Σ SAR (W/kg) |
| | | 1 | 2 | 3 | | | | 1+2+3 | 1 | 2 | |
| Body SAR | Back | 0.924 | 0.153 | 0.073 | 1.150 | Body SAR | Back | 0.924 | 0.340 | 0.073 | 1.337 |
| Simult Tx | Configuration | LTE Band 2 (PCS) SAR (W/kg) | NR Band n71 SAR (W/kg) | 5 GHz WLAN MIMO at 16 dBm SAR (W/kg) | Σ SAR (W/kg) | Simult Tx | Configuration | LTE Band 2 (PCS) SAR (W/kg) | NR Band n5 (Cell.) SAR (W/kg) | 5 GHz WLAN MIMO at 16 dBm SAR (W/kg) | Σ SAR (W/kg) |
| | | 1 | 2 | 3 | | | | 1+2+3 | 1 | 2 | |
| Body SAR | Back | 0.924 | 0.153 | 0.109 | 1.186 | Body SAR | Back | 0.924 | 0.340 | 0.109 | 1.373 |

| | | | | |
|---|---|--------------------------------------|---|--|
| FCC ID A3LSMN976U |  | SAR EVALUATION REPORT |  | Approved by: Quality Manager |
| Document S/N: 1M1909040147-01.A3L | Test Dates: 09/10/19 – 11/06/19 | DUT Type: Portable Handset | | Page 172 of 212 |

| Simult Tx | Configuration | LTE Band 66 (AWS) SAR (W/kg) | NR Band n71 SAR (W/kg) | 5 GHz WLAN Ant 1 SAR (W/kg) | Σ SAR (W/kg) | Simult Tx | Configuration | LTE Band 66 (AWS) SAR (W/kg) | NR Band n5 (Cell.) SAR (W/kg) | 5 GHz WLAN Ant 1 SAR (W/kg) | Σ SAR (W/kg) |
|-----------|---------------|------------------------------|------------------------|--------------------------------------|--------------|-----------|---------------|------------------------------|-------------------------------|--------------------------------------|--------------|
| | | 1 | 2 | 3 | 1+2+3 | | | 1 | 2 | 3 | 1+2+3 |
| Body SAR | Back | 0.920 | 0.153 | 0.253 | 1.326 | Body SAR | Back | 0.920 | 0.340 | 0.253 | 1.513 |
| Simult Tx | Configuration | LTE Band 66 (AWS) SAR (W/kg) | NR Band n71 SAR (W/kg) | 5 GHz WLAN Ant 2 SAR (W/kg) | Σ SAR (W/kg) | Simult Tx | Configuration | LTE Band 66 (AWS) SAR (W/kg) | NR Band n5 (Cell.) SAR (W/kg) | 5 GHz WLAN Ant 2 SAR (W/kg) | Σ SAR (W/kg) |
| | | 1 | 2 | 3 | 1+2+3 | | | 1 | 2 | 3 | 1+2+3 |
| Body SAR | Back | 0.920 | 0.153 | 0.073 | 1.146 | Body SAR | Back | 0.920 | 0.340 | 0.073 | 1.333 |
| Simult Tx | Configuration | LTE Band 66 (AWS) SAR (W/kg) | NR Band n71 SAR (W/kg) | 5 GHz WLAN MIMO at 16 dBm SAR (W/kg) | Σ SAR (W/kg) | Simult Tx | Configuration | LTE Band 66 (AWS) SAR (W/kg) | NR Band n5 (Cell.) SAR (W/kg) | 5 GHz WLAN MIMO at 16 dBm SAR (W/kg) | Σ SAR (W/kg) |
| | | 1 | 2 | 3 | 1+2+3 | | | 1 | 2 | 3 | 1+2+3 |
| Body SAR | Back | 0.920 | 0.153 | 0.109 | 1.182 | Body SAR | Back | 0.920 | 0.340 | 0.109 | 1.369 |

| Simult Tx | Configuration | LTE Band 30 SAR (W/kg) | NR Band n5 (Cell.) SAR (W/kg) | 5 GHz WLAN Ant 1 SAR (W/kg) | Σ SAR (W/kg) |
|-----------|---------------|------------------------|-------------------------------|--------------------------------------|--------------|
| | | 1 | 2 | 3 | 1+2+3 |
| Body SAR | Back | 0.587 | 0.340 | 0.253 | 1.180 |
| Simult Tx | Configuration | LTE Band 30 SAR (W/kg) | NR Band n5 (Cell.) SAR (W/kg) | 5 GHz WLAN Ant 2 SAR (W/kg) | Σ SAR (W/kg) |
| | | 1 | 2 | 3 | 1+2+3 |
| Body SAR | Back | 0.587 | 0.340 | 0.073 | 1.000 |
| Simult Tx | Configuration | LTE Band 30 SAR (W/kg) | NR Band n5 (Cell.) SAR (W/kg) | 5 GHz WLAN MIMO at 16 dBm SAR (W/kg) | Σ SAR (W/kg) |
| | | 1 | 2 | 3 | 1+2+3 |
| Body SAR | Back | 0.587 | 0.340 | 0.109 | 1.036 |



| | | | | |
|---|---|--------------------------------------|---|--|
| FCC ID A3LSMN976U |  PCTEST ENGINEERING LABORATORY, INC. | SAR EVALUATION REPORT |  | Approved by: Quality Manager |
| Document S/N: 1M1909040147-01.A3L | Test Dates: 09/10/19 – 11/06/19 | DUT Type: Portable Handset | Page 173 of 212 | |

Table 12-8

Simultaneous Transmission Scenario with 2.4 GHz WLAN MIMO and 5 GHz WLAN MIMO (Body-Worn at 1.5 cm)

| Exposure Condition | Mode | 2G/3G/4G SAR (W/kg) | 2.4 GHz WLAN Ant 1 SAR (W/kg) | 2.4 GHz WLAN Ant 2 SAR (W/kg) | 5 GHz WLAN Ant 1 SAR (W/kg) | 5 GHz WLAN Ant 2 SAR (W/kg) | Σ SAR (W/kg) |
|--------------------|--------------------|---------------------|-------------------------------|-------------------------------|-----------------------------|-----------------------------|--------------|
| | | 1 | 2 | 3 | 4 | 5 | 1+2+3+4+5 |
| Body-Worn | GSM 850 | 0.167 | 0.125 | 0.019 | 0.253 | 0.073 | 0.637 |
| | GSM 1900 | 0.337 | 0.125 | 0.019 | 0.253 | 0.073 | 0.807 |
| | UMTS 850 | 0.299 | 0.125 | 0.019 | 0.253 | 0.073 | 0.769 |
| | UMTS 1750 | 0.870 | 0.125 | 0.019 | 0.253 | 0.073 | 1.340 |
| | UMTS 1900 | 1.005 | 0.125 | 0.019 | 0.253 | 0.073 | 1.475 |
| | LTE Band 71 | 0.178 | 0.125 | 0.019 | 0.253 | 0.073 | 0.648 |
| | LTE Band 12 | 0.214 | 0.125 | 0.019 | 0.253 | 0.073 | 0.684 |
| | LTE Band 13 | 0.275 | 0.125 | 0.019 | 0.253 | 0.073 | 0.745 |
| | LTE Band 14 | 0.252 | 0.125 | 0.019 | 0.253 | 0.073 | 0.722 |
| | LTE Band 26 (Cell) | 0.306 | 0.125 | 0.019 | 0.253 | 0.073 | 0.776 |
| | LTE Band 5 (Cell) | 0.285 | 0.125 | 0.019 | 0.253 | 0.073 | 0.755 |
| | LTE Band 66 (AWS) | 0.920 | 0.125 | 0.019 | 0.253 | 0.073 | 1.390 |
| | LTE Band 25 (PCS) | 0.719 | 0.125 | 0.019 | 0.253 | 0.073 | 1.189 |
| | LTE Band 2 (PCS) | 0.924 | 0.125 | 0.019 | 0.253 | 0.073 | 1.394 |
| | LTE Band 30 | 0.587 | 0.125 | 0.019 | 0.253 | 0.073 | 1.057 |
| | LTE Band 7 | 0.363 | 0.125 | 0.019 | 0.253 | 0.073 | 0.833 |
| | LTE Band 48 | 0.130 | 0.125 | 0.019 | 0.253 | 0.073 | 0.600 |
| LTE Band 41 | 0.342 | 0.125 | 0.019 | 0.253 | 0.073 | 0.812 | |

| Simult Tx | Configuration | LTE Band 2 (PCS) SAR (W/kg) | NR Band n71 SAR (W/kg) | 2.4 GHz WLAN MIMO at 19 dBm SAR (W/kg) | 5 GHz WLAN MIMO at 16 dBm SAR (W/kg) | Σ SAR (W/kg) | Simult Tx | Configuration | LTE Band 2 (PCS) SAR (W/kg) | NR Band n5 (Cell.) SAR (W/kg) | 2.4 GHz WLAN MIMO at 19 dBm SAR (W/kg) | 5 GHz WLAN MIMO at 16 dBm SAR (W/kg) | Σ SAR (W/kg) |
|-----------|---------------|------------------------------|------------------------|--|--------------------------------------|--------------|-----------|---------------|------------------------------|-------------------------------|--|--------------------------------------|--------------|
| | | 1 | 2 | 3 | 4 | 1+2+3+4 | | | 1 | 2 | 3 | 4 | 1+2+3+4 |
| Body SAR | Back | 0.924 | 0.153 | 0.026 | 0.109 | 1.212 | Body SAR | Back | 0.924 | 0.340 | 0.026 | 0.109 | 1.399 |
| Simult Tx | Configuration | LTE Band 66 (AWS) SAR (W/kg) | NR Band n71 SAR (W/kg) | 2.4 GHz WLAN MIMO at 19 dBm SAR (W/kg) | 5 GHz WLAN MIMO at 16 dBm SAR (W/kg) | Σ SAR (W/kg) | Simult Tx | Configuration | LTE Band 66 (AWS) SAR (W/kg) | NR Band n5 (Cell.) SAR (W/kg) | 2.4 GHz WLAN MIMO at 19 dBm SAR (W/kg) | 5 GHz WLAN MIMO at 16 dBm SAR (W/kg) | Σ SAR (W/kg) |
| Body SAR | Back | 0.920 | 0.153 | 0.026 | 0.109 | 1.208 | Body SAR | Back | 0.920 | 0.340 | 0.026 | 0.109 | 1.395 |

| Simult Tx | Configuration | LTE Band 30 SAR (W/kg) | NR Band n5 (Cell.) SAR (W/kg) | 2.4 GHz WLAN MIMO at 19 dBm SAR (W/kg) | 5 GHz WLAN MIMO at 16 dBm SAR (W/kg) | Σ SAR (W/kg) |
|-----------|---------------|------------------------|-------------------------------|--|--------------------------------------|--------------|
| | | 1 | 2 | 3 | 4 | 1+2+3+4 |
| Body SAR | Back | 0.587 | 0.340 | 0.026 | 0.109 | 1.062 |



| | | | | |
|---|---|--------------------------------------|---|--|
| FCC ID A3LSMN976U |  PCTEST ENGINEERING LABORATORY, INC. | SAR EVALUATION REPORT |  | Approved by: Quality Manager |
| Document S/N: 1M1909040147-01.A3L | Test Dates: 09/10/19 – 11/06/19 | DUT Type: Portable Handset | Page 174 of 212 | |

Table 12-9
Simultaneous Transmission Scenario with Bluetooth (Body-Worn at 1.5 cm)

| Exposure Condition | Mode | 2G/3G/4G SAR (W/kg) | Bluetooth SAR (W/kg) | Σ SAR (W/kg) |
|--------------------|--------------------|---------------------|----------------------|--------------|
| | | 1 | 2 | 1+2 |
| Body-Worn | GSM 850 | 0.167 | 0.026 | 0.193 |
| | GSM 1900 | 0.337 | 0.026 | 0.363 |
| | UMTS 850 | 0.299 | 0.026 | 0.325 |
| | UMTS 1750 | 0.870 | 0.026 | 0.896 |
| | UMTS 1900 | 1.005 | 0.026 | 1.031 |
| | LTE Band 71 | 0.178 | 0.026 | 0.204 |
| | LTE Band 12 | 0.214 | 0.026 | 0.240 |
| | LTE Band 13 | 0.275 | 0.026 | 0.301 |
| | LTE Band 14 | 0.252 | 0.026 | 0.278 |
| | LTE Band 26 (Cell) | 0.306 | 0.026 | 0.332 |
| | LTE Band 5 (Cell) | 0.285 | 0.026 | 0.311 |
| | LTE Band 66 (AWS) | 0.920 | 0.026 | 0.946 |
| | LTE Band 25 (PCS) | 0.719 | 0.026 | 0.745 |
| | LTE Band 2 (PCS) | 0.924 | 0.026 | 0.950 |
| | LTE Band 30 | 0.587 | 0.026 | 0.613 |
| | LTE Band 7 | 0.363 | 0.026 | 0.389 |
| | LTE Band 48 | 0.130 | 0.026 | 0.156 |
| LTE Band 41 | 0.342 | 0.026 | 0.368 | |

| Simult Tx | Configuration | LTE Band 2 (PCS) SAR (W/kg) | NR Band n71 SAR (W/kg) | Bluetooth SAR (W/kg) | Σ SAR (W/kg) | Simult Tx | Configuration | LTE Band 2 (PCS) SAR (W/kg) | NR Band n5 (Cell.) SAR (W/kg) | Bluetooth SAR (W/kg) | Σ SAR (W/kg) |
|-----------|---------------|-----------------------------|------------------------|----------------------|--------------|-----------|---------------|-----------------------------|-------------------------------|----------------------|--------------|
| | | 1 | 2 | 3 | 1+2+3 | | | 1 | 2 | 3 | 1+2+3 |
| Body SAR | Back | 0.924 | 0.153 | 0.026 | 1.103 | Body SAR | Back | 0.924 | 0.340 | 0.026 | 1.290 |

| Simult Tx | Configuration | LTE Band 66 (AWS) SAR (W/kg) | NR Band n71 SAR (W/kg) | Bluetooth SAR (W/kg) | Σ SAR (W/kg) | Simult Tx | Configuration | LTE Band 66 (AWS) SAR (W/kg) | NR Band n5 (Cell.) SAR (W/kg) | Bluetooth SAR (W/kg) | Σ SAR (W/kg) |
|-----------|---------------|------------------------------|------------------------|----------------------|--------------|-----------|---------------|------------------------------|-------------------------------|----------------------|--------------|
| | | 1 | 2 | 3 | 1+2+3 | | | 1 | 2 | 3 | 1+2+3 |
| Body SAR | Back | 0.920 | 0.153 | 0.026 | 1.099 | Body SAR | Back | 0.920 | 0.340 | 0.026 | 1.286 |

| Simult Tx | Configuration | LTE Band 30 SAR (W/kg) | NR Band n5 (Cell.) SAR (W/kg) | Bluetooth SAR (W/kg) | Σ SAR (W/kg) |
|-----------|---------------|------------------------|-------------------------------|----------------------|--------------|
| | | 1 | 2 | 3 | 1+2+3 |
| Body SAR | Back | 0.587 | 0.340 | 0.026 | 0.953 |





| | | | | |
|--------------------------------------|---|-------------------------------|---|---------------------------------|
| FCC ID A3LSMN976U |  | SAR EVALUATION REPORT |  | Approved by: Quality Manager |
| Document S/N: 1M1909040147-01.A3L | Test Dates: 09/10/19 – 11/06/19 | DUT Type: Portable Handset | | Page 175 of 212 |

Table 12-10
Simultaneous Transmission Scenario with Bluetooth and 5 GHz WLAN (Body-Worn at 1.5 cm)

| Exposure Condition | Mode | 2G/3G/4G SAR (W/kg) | Bluetooth SAR (W/kg) | 5 GHz WLAN Ant 1 SAR (W/kg) | Σ SAR (W/kg) |
|--------------------|--------------------|---------------------|----------------------|-----------------------------|--------------|
| | | 1 | 2 | 3 | 1+2+3 |
| Body-Worn | GSM 850 | 0.167 | 0.026 | 0.253 | 0.446 |
| | GSM 1900 | 0.337 | 0.026 | 0.253 | 0.616 |
| | UMTS 850 | 0.299 | 0.026 | 0.253 | 0.578 |
| | UMTS 1750 | 0.870 | 0.026 | 0.253 | 1.149 |
| | UMTS 1900 | 1.005 | 0.026 | 0.253 | 1.284 |
| | LTE Band 71 | 0.178 | 0.026 | 0.253 | 0.457 |
| | LTE Band 12 | 0.214 | 0.026 | 0.253 | 0.493 |
| | LTE Band 13 | 0.275 | 0.026 | 0.253 | 0.554 |
| | LTE Band 14 | 0.252 | 0.026 | 0.253 | 0.531 |
| | LTE Band 26 (Cell) | 0.306 | 0.026 | 0.253 | 0.585 |
| | LTE Band 5 (Cell) | 0.285 | 0.026 | 0.253 | 0.564 |
| | LTE Band 66 (AWS) | 0.920 | 0.026 | 0.253 | 1.199 |
| | LTE Band 25 (PCS) | 0.719 | 0.026 | 0.253 | 0.998 |
| | LTE Band 2 (PCS) | 0.924 | 0.026 | 0.253 | 1.203 |
| | LTE Band 30 | 0.587 | 0.026 | 0.253 | 0.866 |
| | LTE Band 7 | 0.363 | 0.026 | 0.253 | 0.642 |
| | LTE Band 48 | 0.130 | 0.026 | 0.253 | 0.409 |
| LTE Band 41 | 0.342 | 0.026 | 0.253 | 0.621 | |

| Simult Tx | Configuration | LTE Band 2 (PCS) SAR (W/kg) | NR Band n71 SAR (W/kg) | Bluetooth SAR (W/kg) | 5 GHz WLAN Ant 1 SAR (W/kg) | Σ SAR (W/kg) | Simult Tx | Configuration | LTE Band 2 (PCS) SAR (W/kg) | NR Band n5 (Cell.) SAR (W/kg) | Bluetooth SAR (W/kg) | 5 GHz WLAN Ant 1 SAR (W/kg) | Σ SAR (W/kg) |
|-----------|---------------|------------------------------|------------------------|----------------------|-----------------------------|--------------|-----------|---------------|------------------------------|-------------------------------|----------------------|-----------------------------|--------------|
| | | 1 | 2 | 3 | 4 | 1+2+3+4 | | | 1 | 2 | 3 | 4 | 1+2+3+4 |
| Body SAR | Back | 0.924 | 0.153 | 0.026 | 0.253 | 1.356 | Body SAR | Back | 0.924 | 0.340 | 0.026 | 0.253 | 1.543 |
| Simult Tx | Configuration | LTE Band 66 (AWS) SAR (W/kg) | NR Band n71 SAR (W/kg) | Bluetooth SAR (W/kg) | 5 GHz WLAN Ant 1 SAR (W/kg) | Σ SAR (W/kg) | Simult Tx | Configuration | LTE Band 66 (AWS) SAR (W/kg) | NR Band n5 (Cell.) SAR (W/kg) | Bluetooth SAR (W/kg) | 5 GHz WLAN Ant 1 SAR (W/kg) | Σ SAR (W/kg) |
| Body SAR | Back | 0.920 | 0.153 | 0.026 | 0.253 | 1.352 | Body SAR | Back | 0.920 | 0.340 | 0.026 | 0.253 | 1.539 |



| Simult Tx | Configuration | LTE Band 30 SAR (W/kg) | NR Band n5 (Cell.) SAR (W/kg) | Bluetooth SAR (W/kg) | 5 GHz WLAN Ant 1 SAR (W/kg) | Σ SAR (W/kg) |
|-----------|---------------|------------------------|-------------------------------|----------------------|-----------------------------|--------------|
| | | 1 | 2 | 3 | 4 | 1+2+3+4 |
| Body SAR | Back | 0.587 | 0.340 | 0.026 | 0.253 | 1.206 |

| | | | | |
|--------------------------------------|---|-------------------------------|---|---------------------------------|
| FCC ID A3LSMN976U |  | SAR EVALUATION REPORT |  | Approved by: Quality Manager |
| Document S/N: 1M1909040147-01.A3L | Test Dates: 09/10/19 – 11/06/19 | DUT Type: Portable Handset | | Page 176 of 212 |

| Exposure Condition | Mode | 2G/3G/4G SAR (W/kg) | Bluetooth SAR (W/kg) | 5 GHz WLAN Ant 2 SAR (W/kg) | Σ SAR (W/kg) |
|--------------------|--------------------|---------------------|----------------------|-----------------------------|--------------|
| | | 1 | 2 | 3 | 1+2+3 |
| Body-Worn | GSM 850 | 0.167 | 0.026 | 0.073 | 0.266 |
| | GSM 1900 | 0.337 | 0.026 | 0.073 | 0.436 |
| | UMTS 850 | 0.299 | 0.026 | 0.073 | 0.398 |
| | UMTS 1750 | 0.870 | 0.026 | 0.073 | 0.969 |
| | UMTS 1900 | 1.005 | 0.026 | 0.073 | 1.104 |
| | LTE Band 71 | 0.178 | 0.026 | 0.073 | 0.277 |
| | LTE Band 12 | 0.214 | 0.026 | 0.073 | 0.313 |
| | LTE Band 13 | 0.275 | 0.026 | 0.073 | 0.374 |
| | LTE Band 14 | 0.252 | 0.026 | 0.073 | 0.351 |
| | LTE Band 26 (Cell) | 0.306 | 0.026 | 0.073 | 0.405 |
| | LTE Band 5 (Cell) | 0.285 | 0.026 | 0.073 | 0.384 |
| | LTE Band 66 (AWS) | 0.920 | 0.026 | 0.073 | 1.019 |
| | LTE Band 25 (PCS) | 0.719 | 0.026 | 0.073 | 0.818 |
| | LTE Band 2 (PCS) | 0.924 | 0.026 | 0.073 | 1.023 |
| | LTE Band 30 | 0.587 | 0.026 | 0.073 | 0.686 |
| | LTE Band 7 | 0.363 | 0.026 | 0.073 | 0.462 |
| | LTE Band 48 | 0.130 | 0.026 | 0.073 | 0.229 |
| LTE Band 41 | 0.342 | 0.026 | 0.073 | 0.441 | |

| Simult Tx | Configuration | LTE Band 2 (PCS) SAR (W/kg) | NR Band n71 SAR (W/kg) | Bluetooth SAR (W/kg) | 5 GHz WLAN Ant 2 SAR (W/kg) | Σ SAR (W/kg) | Simult Tx | Configuration | LTE Band 2 (PCS) SAR (W/kg) | NR Band n5 (Cell.) SAR (W/kg) | Bluetooth SAR (W/kg) | 5 GHz WLAN Ant 2 SAR (W/kg) | Σ SAR (W/kg) |
|-----------|---------------|-----------------------------|------------------------|----------------------|-----------------------------|------------------|-----------|---------------|-----------------------------|-------------------------------|----------------------|-----------------------------|------------------|
| Body SAR | Back | 1 0.924 | 2 0.153 | 3 0.026 | 4 0.073 | 1+2+3+4 1.176 | Body SAR | Back | 1 0.924 | 2 0.340 | 3 0.026 | 4 0.073 | 1+2+3+4 1.363 |
| Body SAR | Back | 1 0.920 | 2 0.153 | 3 0.026 | 4 0.073 | 1+2+3+4 1.172 | Body SAR | Back | 1 0.920 | 2 0.340 | 3 0.026 | 4 0.073 | 1+2+3+4 1.359 |



| Simult Tx | Configuration | LTE Band 30 SAR (W/kg) | NR Band n5 (Cell.) SAR (W/kg) | Bluetooth SAR (W/kg) | 5 GHz WLAN Ant 2 SAR (W/kg) | Σ SAR (W/kg) |
|-----------|---------------|------------------------|-------------------------------|----------------------|-----------------------------|------------------|
| Body SAR | Back | 1 0.587 | 2 0.340 | 3 0.026 | 4 0.073 | 1+2+3+4 1.026 |

| | | | | |
|---|---|--------------------------------------|---|--|
| FCC ID A3LSMN976U |  PCTEST ENGINEERING LABORATORY, INC. | SAR EVALUATION REPORT |  | Approved by: Quality Manager |
| Document S/N: 1M1909040147-01.A3L | Test Dates: 09/10/19 – 11/06/19 | DUT Type: Portable Handset | | Page 177 of 212 |

| Exposure Condition | Mode | 2G/3G/4G SAR (W/kg) | Bluetooth SAR (W/kg) | 5 GHz WLAN Ant 1 SAR (W/kg) | 5 GHz WLAN Ant 2 SAR (W/kg) | Σ SAR (W/kg) |
|--------------------|--------------------|---------------------|----------------------|-----------------------------|-----------------------------|--------------|
| | | 1 | 2 | 3 | 4 | 1+2+3+4 |
| Body-Worn | GSM 850 | 0.167 | 0.026 | 0.253 | 0.073 | 0.519 |
| | GSM 1900 | 0.337 | 0.026 | 0.253 | 0.073 | 0.689 |
| | UMTS 850 | 0.299 | 0.026 | 0.253 | 0.073 | 0.651 |
| | UMTS 1750 | 0.870 | 0.026 | 0.253 | 0.073 | 1.222 |
| | UMTS 1900 | 1.005 | 0.026 | 0.253 | 0.073 | 1.357 |
| | LTE Band 71 | 0.178 | 0.026 | 0.253 | 0.073 | 0.530 |
| | LTE Band 12 | 0.214 | 0.026 | 0.253 | 0.073 | 0.566 |
| | LTE Band 13 | 0.275 | 0.026 | 0.253 | 0.073 | 0.627 |
| | LTE Band 14 | 0.252 | 0.026 | 0.253 | 0.073 | 0.604 |
| | LTE Band 26 (Cell) | 0.306 | 0.026 | 0.253 | 0.073 | 0.658 |
| | LTE Band 5 (Cell) | 0.285 | 0.026 | 0.253 | 0.073 | 0.637 |
| | LTE Band 66 (AWS) | 0.920 | 0.026 | 0.253 | 0.073 | 1.272 |
| | LTE Band 25 (PCS) | 0.719 | 0.026 | 0.253 | 0.073 | 1.071 |
| | LTE Band 2 (PCS) | 0.924 | 0.026 | 0.253 | 0.073 | 1.276 |
| | LTE Band 30 | 0.587 | 0.026 | 0.253 | 0.073 | 0.939 |
| | LTE Band 7 | 0.363 | 0.026 | 0.253 | 0.073 | 0.715 |
| | LTE Band 48 | 0.130 | 0.026 | 0.253 | 0.073 | 0.482 |
| LTE Band 41 | 0.342 | 0.026 | 0.253 | 0.073 | 0.694 | |

| Simult Tx | Configuration | LTE Band 2 (PCS) SAR (W/kg) | NR Band n71 SAR (W/kg) | Bluetooth SAR (W/kg) | 5 GHz WLAN MIMO at 16 dBm SAR (W/kg) | Σ SAR (W/kg) | Simult Tx | Configuration | LTE Band 2 (PCS) SAR (W/kg) | NR Band n5 (Cell.) SAR (W/kg) | Bluetooth SAR (W/kg) | 5 GHz WLAN MIMO at 16 dBm SAR (W/kg) | Σ SAR (W/kg) |
|-----------|---------------|------------------------------|------------------------|----------------------|--------------------------------------|------------------|-----------|---------------|------------------------------|-------------------------------|----------------------|--------------------------------------|------------------|
| Body SAR | Back | 1 0.924 | 2 0.153 | 3 0.026 | 4 0.109 | 1+2+3+4 1.212 | Body SAR | Back | 1 0.924 | 2 0.340 | 3 0.026 | 4 0.109 | 1+2+3+4 1.399 |
| Simult Tx | Configuration | LTE Band 66 (AWS) SAR (W/kg) | NR Band n71 SAR (W/kg) | Bluetooth SAR (W/kg) | 5 GHz WLAN MIMO at 16 dBm SAR (W/kg) | Σ SAR (W/kg) | Simult Tx | Configuration | LTE Band 66 (AWS) SAR (W/kg) | NR Band n5 (Cell.) SAR (W/kg) | Bluetooth SAR (W/kg) | 5 GHz WLAN MIMO at 16 dBm SAR (W/kg) | Σ SAR (W/kg) |
| Body SAR | Back | 1 0.920 | 2 0.153 | 3 0.026 | 4 0.109 | 1+2+3+4 1.208 | Body SAR | Back | 1 0.920 | 2 0.340 | 3 0.026 | 4 0.109 | 1+2+3+4 1.395 |

| Simult Tx | Configuration | LTE Band 30 SAR (W/kg) | NR Band n5 (Cell.) SAR (W/kg) | Bluetooth SAR (W/kg) | 5 GHz WLAN MIMO at 16 dBm SAR (W/kg) | Σ SAR (W/kg) |
|-----------|---------------|------------------------|-------------------------------|----------------------|--------------------------------------|--------------|
| | | 1 | 2 | 3 | 4 | 1+2+3+4 |
| Body SAR | Back | 0.587 | 0.340 | 0.026 | 0.109 | 1.062 |

| | | | | |
|---|---|--------------------------------------|---|--|
| FCC ID A3LSMN976U |  PCTEST ENGINEERING LABORATORY, INC. | SAR EVALUATION REPORT |  | Approved by: Quality Manager |
| Document S/N: 1M1909040147-01.A3L | Test Dates: 09/10/19 – 11/06/19 | DUT Type: Portable Handset | | Page 178 of 212 |

12.5 Hotspot SAR Simultaneous Transmission Analysis



Per FCC KDB Publication 941225 D06v02r01, the devices edges with antennas more than 2.5 cm from edge are not required to be evaluated for SAR (“-“).

(*) For test positions that were not required to be evaluated for WLAN SAR per FCC KDB publication 248227, the worst case WLAN SAR result for the applicable exposure conditions was used for simultaneous transmission analysis.

Table 12-11
Simultaneous Transmission Scenario with 2.4 GHz WLAN (Hotspot at 1.0 cm)

| Exposure Condition | Mode | 2G/3G/4G SAR (W/kg) | 2.4 GHz WLAN Ant 1 SAR (W/kg) | 2.4 GHz WLAN Ant 2 SAR (W/kg) | Σ SAR (W/kg) | | |
|--------------------|--------------------|---------------------|-------------------------------|-------------------------------|-----------------|-------|-----------------|
| | | 1 | 2 | 3 | 1+2 | 1+3 | 1+2+3 |
| Hotspot SAR | GPRS 850 | 0.429 | 0.346 | 0.081 | 0.775 | 0.510 | 0.856 |
| | GPRS 1900 | 0.981 | 0.346 | 0.081 | 1.327 | 1.062 | 1.408 |
| | UMTS 850 | 0.901 | 0.346 | 0.081 | 1.247 | 0.982 | 1.328 |
| | UMTS 1750 | 0.868 | 0.346 | 0.081 | 1.214 | 0.949 | 1.295 |
| | UMTS 1900 | 0.627 | 0.346 | 0.081 | 0.973 | 0.708 | 1.054 |
| | LTE Band 71 | 0.295 | 0.346 | 0.081 | 0.641 | 0.376 | 0.722 |
| | LTE Band 12 | 0.349 | 0.346 | 0.081 | 0.695 | 0.430 | 0.776 |
| | LTE Band 13 | 0.567 | 0.346 | 0.081 | 0.913 | 0.648 | 0.994 |
| | LTE Band 14 | 0.499 | 0.346 | 0.081 | 0.845 | 0.580 | 0.926 |
| | LTE Band 26 (Cell) | 0.554 | 0.346 | 0.081 | 0.900 | 0.635 | 0.981 |
| | LTE Band 5 (Cell) | 0.612 | 0.346 | 0.081 | 0.958 | 0.693 | 1.039 |
| | LTE Band 66 (AWS) | 1.313 | 0.346 | 0.081 | See Table Below | 1.394 | See Table Below |
| | LTE Band 25 (PCS) | 0.868 | 0.346 | 0.081 | 1.214 | 0.949 | 1.295 |
| | LTE Band 2 (PCS) | 0.827 | 0.346 | 0.081 | 1.173 | 0.908 | 1.254 |
| | LTE Band 30 | 1.290 | 0.346 | 0.081 | See Table Below | 1.371 | See Table Below |
| | LTE Band 7 | 1.026 | 0.346 | 0.081 | 1.372 | 1.107 | 1.453 |
| | LTE Band 48 | 0.546 | 0.346 | 0.081 | 0.892 | 0.627 | 0.973 |
| LTE Band 41 | 0.825 | 0.346 | 0.081 | 1.171 | 0.906 | 1.252 | |

| Simult Tx | Configuration | LTE Band 66 (AWS) SAR (W/kg) | 2.4 GHz WLAN Ant 1 SAR (W/kg) | 2.4 GHz WLAN Ant 2 SAR (W/kg) | Σ SAR (W/kg) | | |
|-------------|---------------|------------------------------|-------------------------------|-------------------------------|--------------|--------------|--------------|
| | | 1 | 2 | 3 | 1+2 | 1+3 | 1+2+3 |
| Hotspot SAR | Back | 0.677 | 0.288 | 0.081 | 0.965 | 0.758 | 1.046 |
| | Front | 0.584 | 0.346* | 0.081* | 0.930 | 0.665 | 1.011 |
| | Top | - | 0.346 | 0.081* | 0.346 | 0.081 | 0.427 |
| | Bottom | 1.313 | - | - | 1.313 | 1.313 | 1.313 |
| | Right | 0.071 | - | - | 0.071 | 0.071 | 0.071 |
| | Left | 0.107 | 0.346* | 0.081* | 0.453 | 0.188 | 0.534 |
| Simult Tx | Configuration | LTE Band 30 SAR (W/kg) | 2.4 GHz WLAN Ant 1 SAR (W/kg) | 2.4 GHz WLAN Ant 2 SAR (W/kg) | Σ SAR (W/kg) | | |
| | | 1 | 2 | 3 | 1+2 | 1+3 | 1+2+3 |
| Hotspot SAR | Back | 0.598 | 0.288 | 0.081 | 0.886 | 0.679 | 0.967 |
| | Front | 0.477 | 0.346* | 0.081* | 0.823 | 0.558 | 0.904 |
| | Top | - | 0.346 | 0.081* | 0.346 | 0.081 | 0.427 |
| | Bottom | 1.290 | - | - | 1.290 | 1.290 | 1.290 |
| | Right | 0.032 | - | - | 0.032 | 0.032 | 0.032 |
| | Left | 0.077 | 0.346* | 0.081* | 0.423 | 0.158 | 0.504 |

| | | | | |
|---|---|--------------------------------------|---|--|
| FCC ID A3LSMN976U |  PCTEST ENGINEERING LABORATORY, INC. | SAR EVALUATION REPORT |  | Approved by: Quality Manager |
| Document S/N: 1M1909040147-01.A3L | Test Dates: 09/10/19 – 11/06/19 | DUT Type: Portable Handset | | Page 179 of 212 |



| Simult Tx | Configuration | LTE Band 2 (PCS) SAR (W/kg) | NR Band n71 SAR (W/kg) | 2.4 GHz WLAN Ant 1 SAR (W/kg) | Σ SAR (W/kg) | Simult Tx | Configuration | LTE Band 2 (PCS) SAR (W/kg) | NR Band n5 (Cell.) SAR (W/kg) | 2.4 GHz WLAN Ant 1 SAR (W/kg) | Σ SAR (W/kg) |
|-------------|---------------|-----------------------------|------------------------|-------------------------------|--------------|-------------|---------------|-----------------------------|-------------------------------|-------------------------------|--------------|
| | | 1 | 2 | 3 | 1+2+3 | | | 1 | 2 | 3 | 1+2+3 |
| Hotspot SAR | Back | 0.480 | 0.231 | 0.288 | 0.999 | Hotspot SAR | Back | 0.480 | 0.732 | 0.288 | 1.500 |
| | Front | 0.356 | 0.168 | 0.346* | 0.870 | | Front | 0.356 | 0.446 | 0.346* | 1.148 |
| | Top | - | - | 0.346 | 0.346 | | Top | - | - | 0.346 | 0.346 |
| | Bottom | 0.827 | 0.149 | - | 0.976 | | Bottom | 0.827 | 0.367 | - | 1.194 |
| | Right | 0.024 | 0.161 | - | 0.185 | | Right | 0.024 | 0.237 | - | 0.261 |
| Left | 0.022 | 0.107 | 0.346* | 0.475 | Left | 0.022 | 0.100 | 0.346* | 0.468 | | |

| Simult Tx | Configuration | LTE Band 30 SAR (W/kg) | NR Band n5 (Cell.) SAR (W/kg) | 2.4 GHz WLAN Ant 1 SAR (W/kg) | Σ SAR (W/kg) |
|-------------|---------------|------------------------|-------------------------------|-------------------------------|--------------|
| | | 1 | 2 | 3 | 1+2+3 |
| Hotspot SAR | Back | 0.559 | 0.732 | 0.288 | 1.579 |
| | Front | 0.432 | 0.446 | 0.346* | 1.224 |
| | Top | - | - | 0.346 | 0.346 |
| | Bottom | 1.176 | 0.367 | - | 1.543 |
| | Right | 0.028 | 0.237 | - | 0.265 |
| Left | 0.071 | 0.100 | 0.346* | 0.517 | |

| Simult Tx | Configuration | LTE Band 2 (PCS) SAR (W/kg) | NR Band n71 SAR (W/kg) | 2.4 GHz WLAN Ant 2 SAR (W/kg) | Σ SAR (W/kg) | Simult Tx | Configuration | LTE Band 2 (PCS) SAR (W/kg) | NR Band n5 (Cell.) SAR (W/kg) | 2.4 GHz WLAN Ant 2 SAR (W/kg) | Σ SAR (W/kg) |
|-------------|---------------|-----------------------------|------------------------|-------------------------------|--------------|-------------|---------------|-----------------------------|-------------------------------|-------------------------------|--------------|
| | | 1 | 2 | 3 | 1+2+3 | | | 1 | 2 | 3 | 1+2+3 |
| Hotspot SAR | Back | 0.480 | 0.231 | 0.081 | 0.792 | Hotspot SAR | Back | 0.480 | 0.732 | 0.081 | 1.293 |
| | Front | 0.356 | 0.168 | 0.081* | 0.605 | | Front | 0.356 | 0.446 | 0.081* | 0.883 |
| | Top | - | - | 0.081* | 0.081 | | Top | - | - | 0.081* | 0.081 |
| | Bottom | 0.827 | 0.149 | - | 0.976 | | Bottom | 0.827 | 0.367 | - | 1.194 |
| | Right | 0.024 | 0.161 | - | 0.185 | | Right | 0.024 | 0.237 | - | 0.261 |
| Left | 0.022 | 0.107 | 0.081* | 0.210 | Left | 0.022 | 0.100 | 0.081* | 0.203 | | |

| Simult Tx | Configuration | LTE Band 66 (AWS) SAR (W/kg) | NR Band n71 SAR (W/kg) | 2.4 GHz WLAN Ant 2 SAR (W/kg) | Σ SAR (W/kg) | Simult Tx | Configuration | LTE Band 66 (AWS) SAR (W/kg) | NR Band n5 (Cell.) SAR (W/kg) | 2.4 GHz WLAN Ant 2 SAR (W/kg) | Σ SAR (W/kg) |
|-------------|---------------|------------------------------|------------------------|-------------------------------|--------------|-------------|---------------|------------------------------|-------------------------------|-------------------------------|--------------|
| | | 1 | 2 | 3 | 1+2+3 | | | 1 | 2 | 3 | 1+2+3 |
| Hotspot SAR | Back | 0.420 | 0.231 | 0.081 | 0.732 | Hotspot SAR | Back | 0.420 | 0.732 | 0.081 | 1.233 |
| | Front | 0.368 | 0.168 | 0.081* | 0.617 | | Front | 0.368 | 0.446 | 0.081* | 0.895 |
| | Top | - | - | 0.081* | 0.081 | | Top | - | - | 0.081* | 0.081 |
| | Bottom | 0.927 | 0.149 | - | 1.076 | | Bottom | 0.927 | 0.367 | - | 1.294 |
| | Right | 0.057 | 0.161 | - | 0.218 | | Right | 0.057 | 0.237 | - | 0.294 |
| Left | 0.061 | 0.107 | 0.081* | 0.249 | Left | 0.061 | 0.100 | 0.081* | 0.242 | | |

| Simult Tx | Configuration | LTE Band 30 SAR (W/kg) | NR Band n5 (Cell.) SAR (W/kg) | 2.4 GHz WLAN Ant 2 SAR (W/kg) | Σ SAR (W/kg) |
|-------------|---------------|------------------------|-------------------------------|-------------------------------|--------------|
| | | 1 | 2 | 3 | 1+2+3 |
| Hotspot SAR | Back | 0.559 | 0.732 | 0.081 | 1.372 |
| | Front | 0.432 | 0.446 | 0.081* | 0.959 |
| | Top | - | - | 0.081* | 0.081 |
| | Bottom | 1.176 | 0.367 | - | 1.543 |
| | Right | 0.028 | 0.237 | - | 0.265 |
| Left | 0.071 | 0.100 | 0.081* | 0.252 | |

| | | | | |
|---|---|--------------------------------------|---|--|
| FCC ID A3LSMN976U |  PCTEST ENGINEERING LABORATORY, INC. | SAR EVALUATION REPORT |  | Approved by: Quality Manager |
| Document S/N: 1M1909040147-01.A3L | Test Dates: 09/10/19 – 11/06/19 | DUT Type: Portable Handset | | Page 180 of 212 |

| Simult Tx | Configuration | LTE Band 2 (PCS) SAR (W/kg) | NR Band n71 SAR (W/kg) | 2.4 GHz WLAN MIMO SAR (W/kg) | Σ SAR (W/kg) | Simult Tx | Configuration | LTE Band 2 (PCS) SAR (W/kg) | NR Band n5 (Cell.) SAR (W/kg) | 2.4 GHz WLAN MIMO SAR (W/kg) | Σ SAR (W/kg) |
|-------------|---------------|------------------------------|------------------------|------------------------------|--------------|-------------|---------------|------------------------------|-------------------------------|------------------------------|--------------|
| | | 1 | 2 | 3 | 1+2+3 | | | 1 | 2 | 3 | 1+2+3 |
| Hotspot SAR | Back | 0.480 | 0.231 | 0.142* | 0.853 | Hotspot SAR | Back | 0.480 | 0.732 | 0.142* | 1.354 |
| | Front | 0.356 | 0.168 | 0.142* | 0.666 | | Front | 0.356 | 0.446 | 0.142* | 0.944 |
| | Top | - | - | 0.142 | 0.142 | | Top | - | - | 0.142 | 0.142 |
| | Bottom | 0.827 | 0.149 | - | 0.976 | | Bottom | 0.827 | 0.367 | - | 1.194 |
| | Right | 0.024 | 0.161 | - | 0.185 | | Right | 0.024 | 0.237 | - | 0.261 |
| Left | 0.022 | 0.107 | 0.142* | 0.271 | Left | 0.022 | 0.100 | 0.142* | 0.264 | | |
| Simult Tx | Configuration | LTE Band 66 (AWS) SAR (W/kg) | NR Band n71 SAR (W/kg) | 2.4 GHz WLAN MIMO SAR (W/kg) | Σ SAR (W/kg) | Simult Tx | Configuration | LTE Band 66 (AWS) SAR (W/kg) | NR Band n5 (Cell.) SAR (W/kg) | 2.4 GHz WLAN MIMO SAR (W/kg) | Σ SAR (W/kg) |
| | | 1 | 2 | 3 | 1+2+3 | | | 1 | 2 | 3 | 1+2+3 |
| Hotspot SAR | Back | 0.420 | 0.231 | 0.142* | 0.793 | Hotspot SAR | Back | 0.420 | 0.732 | 0.142* | 1.294 |
| | Front | 0.368 | 0.168 | 0.142* | 0.678 | | Front | 0.368 | 0.446 | 0.142* | 0.956 |
| | Top | - | - | 0.142 | 0.142 | | Top | - | - | 0.142 | 0.142 |
| | Bottom | 0.927 | 0.149 | - | 1.076 | | Bottom | 0.927 | 0.367 | - | 1.294 |
| | Right | 0.057 | 0.161 | - | 0.218 | | Right | 0.057 | 0.237 | - | 0.294 |
| Left | 0.061 | 0.107 | 0.142* | 0.310 | Left | 0.061 | 0.100 | 0.142* | 0.303 | | |

| Simult Tx | Configuration | LTE Band 30 SAR (W/kg) | NR Band n5 (Cell.) SAR (W/kg) | 2.4 GHz WLAN MIMO SAR (W/kg) | Σ SAR (W/kg) |
|-------------|---------------|------------------------|-------------------------------|------------------------------|--------------|
| | | 1 | 2 | 3 | 1+2+3 |
| Hotspot SAR | Back | 0.559 | 0.732 | 0.142* | 1.433 |
| | Front | 0.432 | 0.446 | 0.142* | 1.020 |
| | Top | - | - | 0.142 | 0.142 |
| | Bottom | 1.176 | 0.367 | - | 1.543 |
| | Right | 0.028 | 0.237 | - | 0.265 |
| Left | 0.071 | 0.100 | 0.142* | 0.313 | |





| | | | | |
|---|---|--------------------------------------|---|--|
| FCC ID A3LSMN976U |  PCTEST ENGINEERING LABORATORY, INC. | SAR EVALUATION REPORT |  | Approved by: Quality Manager |
| Document S/N: 1M1909040147-01.A3L | Test Dates: 09/10/19 – 11/06/19 | DUT Type: Portable Handset | Page 181 of 212 | |

Table 12-12
Simultaneous Transmission Scenario with 5 GHz WLAN (Hotspot at 1.0 cm)

| Exposure Condition | Mode | 2G/3G/4G SAR (W/kg) | 5 GHz WLAN Ant 1 SAR (W/kg) | 5 GHz WLAN Ant 2 SAR (W/kg) | Σ SAR (W/kg) | | |
|--------------------|--------------------|---------------------|-----------------------------|-----------------------------|-----------------|-------|-----------------|
| | | 1 | 2 | 3 | 1+2 | 1+3 | 1+2+3 |
| Hotspot SAR | GPRS 850 | 0.429 | 0.341 | 0.085 | 0.770 | 0.514 | 0.855 |
| | GPRS 1900 | 0.981 | 0.341 | 0.085 | 1.322 | 1.066 | 1.407 |
| | UMTS 850 | 0.901 | 0.341 | 0.085 | 1.242 | 0.986 | 1.327 |
| | UMTS 1750 | 0.868 | 0.341 | 0.085 | 1.209 | 0.953 | 1.294 |
| | UMTS 1900 | 0.627 | 0.341 | 0.085 | 0.968 | 0.712 | 1.053 |
| | LTE Band 71 | 0.295 | 0.341 | 0.085 | 0.636 | 0.380 | 0.721 |
| | LTE Band 12 | 0.349 | 0.341 | 0.085 | 0.690 | 0.434 | 0.775 |
| | LTE Band 13 | 0.567 | 0.341 | 0.085 | 0.908 | 0.652 | 0.993 |
| | LTE Band 14 | 0.499 | 0.341 | 0.085 | 0.840 | 0.584 | 0.925 |
| | LTE Band 26 (Cell) | 0.554 | 0.341 | 0.085 | 0.895 | 0.639 | 0.980 |
| | LTE Band 5 (Cell) | 0.612 | 0.341 | 0.085 | 0.953 | 0.697 | 1.038 |
| | LTE Band 66 (AWS) | 1.313 | 0.341 | 0.085 | See Table Below | 1.398 | See Table Below |
| | LTE Band 25 (PCS) | 0.868 | 0.341 | 0.085 | 1.209 | 0.953 | 1.294 |
| | LTE Band 2 (PCS) | 0.827 | 0.341 | 0.085 | 1.168 | 0.912 | 1.253 |
| | LTE Band 30 | 1.290 | 0.341 | 0.085 | See Table Below | 1.375 | See Table Below |
| | LTE Band 7 | 1.026 | 0.341 | 0.085 | 1.367 | 1.111 | 1.452 |
| LTE Band 48 | 0.546 | 0.341 | 0.085 | 0.887 | 0.631 | 0.972 | |
| LTE Band 41 | 0.825 | 0.341 | 0.085 | 1.166 | 0.910 | 1.251 | |

| Simult Tx | Configuration | LTE Band 66 (AWS) SAR (W/kg) | 5 GHz WLAN Ant 1 SAR (W/kg) | 5 GHz WLAN Ant 2 SAR (W/kg) | Σ SAR (W/kg) | | |
|-------------|---------------|------------------------------|-----------------------------|-----------------------------|--------------|--------------|--------------|
| | | 1 | 2 | 3 | 1+2 | 1+3 | 1+2+3 |
| Hotspot SAR | Back | 0.677 | 0.341 | 0.085 | 1.018 | 0.762 | 1.103 |
| | Front | 0.584 | 0.341* | 0.085* | 0.925 | 0.669 | 1.010 |
| | Top | - | 0.341* | 0.085* | 0.341 | 0.085 | 0.426 |
| | Bottom | 1.313 | - | - | 1.313 | 1.313 | 1.313 |
| | Right | 0.071 | - | - | 0.071 | 0.071 | 0.071 |
| | Left | 0.107 | 0.341* | 0.085* | 0.448 | 0.192 | 0.533 |
| Simult Tx | Configuration | LTE Band 30 SAR (W/kg) | 5 GHz WLAN Ant 1 SAR (W/kg) | 5 GHz WLAN Ant 2 SAR (W/kg) | Σ SAR (W/kg) | | |
| | | 1 | 2 | 3 | 1+2 | 1+3 | 1+2+3 |
| Hotspot SAR | Back | 0.598 | 0.341 | 0.085 | 0.939 | 0.683 | 1.024 |
| | Front | 0.477 | 0.341* | 0.085* | 0.818 | 0.562 | 0.903 |
| | Top | - | 0.341* | 0.085* | 0.341 | 0.085 | 0.426 |
| | Bottom | 1.290 | - | - | 1.290 | 1.290 | 1.290 |
| | Right | 0.032 | - | - | 0.032 | 0.032 | 0.032 |
| | Left | 0.077 | 0.341* | 0.085* | 0.418 | 0.162 | 0.503 |

| | | | | |
|---|---|--------------------------------------|---|--|
| FCC ID A3LSMN976U |  PCTEST ENGINEERING LABORATORY, INC. | SAR EVALUATION REPORT |  | Approved by: Quality Manager |
| Document S/N: 1M1909040147-01.A3L | Test Dates: 09/10/19 – 11/06/19 | DUT Type: Portable Handset | Page 182 of 212 | |

| Simult Tx | Configuration | LTE Band 2 (PCS) SAR (W/kg) | NR Band n71 SAR (W/kg) | 5 GHz WLAN Ant 1 at 13 dBm SAR (W/kg) | Σ SAR (W/kg) | Simult Tx | Configuration | LTE Band 2 (PCS) SAR (W/kg) | NR Band n5 (Cell.) SAR (W/kg) | 5 GHz WLAN Ant 1 at 13 dBm SAR (W/kg) | Σ SAR (W/kg) |
|-------------|---------------|-----------------------------|------------------------|---------------------------------------|--------------|-------------|---------------|-----------------------------|-------------------------------|---------------------------------------|--------------|
| | | 1 | 2 | 3 | 1+2+3 | | | 1 | 2 | 3 | 1+2+3 |
| Hotspot SAR | Back | 0.480 | 0.231 | 0.133 | 0.844 | Hotspot SAR | Back | 0.480 | 0.732 | 0.133 | 1.345 |
| | Front | 0.356 | 0.168 | 0.133* | 0.657 | | Front | 0.356 | 0.446 | 0.133* | 0.935 |
| | Top | - | - | 0.133* | 0.133 | | Top | - | - | 0.133* | 0.133 |
| | Bottom | 0.827 | 0.149 | - | 0.976 | | Bottom | 0.827 | 0.367 | - | 1.194 |
| | Right | 0.024 | 0.161 | - | 0.185 | | Right | 0.024 | 0.237 | - | 0.261 |
| | Left | 0.022 | 0.107 | 0.133* | 0.262 | | Left | 0.022 | 0.100 | 0.133* | 0.255 |



| Simult Tx | Configuration | LTE Band 66 (AWS) SAR (W/kg) | NR Band n71 SAR (W/kg) | 5 GHz WLAN Ant 1 at 13 dBm SAR (W/kg) | Σ SAR (W/kg) | Simult Tx | Configuration | LTE Band 66 (AWS) SAR (W/kg) | NR Band n5 (Cell.) SAR (W/kg) | 5 GHz WLAN Ant 1 at 13 dBm SAR (W/kg) | Σ SAR (W/kg) |
|-------------|---------------|------------------------------|------------------------|---------------------------------------|--------------|-------------|---------------|------------------------------|-------------------------------|---------------------------------------|--------------|
| | | 1 | 2 | 3 | 1+2+3 | | | 1 | 2 | 3 | 1+2+3 |
| Hotspot SAR | Back | 0.420 | 0.231 | 0.133 | 0.784 | Hotspot SAR | Back | 0.420 | 0.732 | 0.133 | 1.285 |
| | Front | 0.368 | 0.168 | 0.133* | 0.669 | | Front | 0.368 | 0.446 | 0.133* | 0.947 |
| | Top | - | - | 0.133* | 0.133 | | Top | - | - | 0.133* | 0.133 |
| | Bottom | 0.927 | 0.149 | - | 1.076 | | Bottom | 0.927 | 0.367 | - | 1.294 |
| | Right | 0.057 | 0.161 | - | 0.218 | | Right | 0.057 | 0.237 | - | 0.294 |
| | Left | 0.061 | 0.107 | 0.133* | 0.301 | | Left | 0.061 | 0.100 | 0.133* | 0.294 |

| Simult Tx | Configuration | LTE Band 30 SAR (W/kg) | NR Band n5 (Cell.) SAR (W/kg) | 5 GHz WLAN Ant 1 at 13 dBm SAR (W/kg) | Σ SAR (W/kg) |
|-------------|---------------|------------------------|-------------------------------|---------------------------------------|--------------|
| | | 1 | 2 | 3 | 1+2+3 |
| Hotspot SAR | Back | 0.559 | 0.732 | 0.133 | 1.424 |
| | Front | 0.432 | 0.446 | 0.133* | 1.011 |
| | Top | - | - | 0.133* | 0.133 |
| | Bottom | 1.176 | 0.367 | - | 1.543 |
| | Right | 0.028 | 0.237 | - | 0.265 |
| | Left | 0.071 | 0.100 | 0.133* | 0.304 |

| Simult Tx | Configuration | LTE Band 2 (PCS) SAR (W/kg) | NR Band n71 SAR (W/kg) | 5 GHz WLAN Ant 2 at 13 dBm SAR (W/kg) | Σ SAR (W/kg) | Simult Tx | Configuration | LTE Band 2 (PCS) SAR (W/kg) | NR Band n5 (Cell.) SAR (W/kg) | 5 GHz WLAN Ant 2 at 13 dBm SAR (W/kg) | Σ SAR (W/kg) |
|-------------|---------------|-----------------------------|------------------------|---------------------------------------|--------------|-------------|---------------|-----------------------------|-------------------------------|---------------------------------------|--------------|
| | | 1 | 2 | 3 | 1+2+3 | | | 1 | 2 | 3 | 1+2+3 |
| Hotspot SAR | Back | 0.480 | 0.231 | 0.030 | 0.741 | Hotspot SAR | Back | 0.480 | 0.732 | 0.030 | 1.242 |
| | Front | 0.356 | 0.168 | 0.030* | 0.554 | | Front | 0.356 | 0.446 | 0.030* | 0.832 |
| | Top | - | - | 0.030* | 0.030 | | Top | - | - | 0.030* | 0.030 |
| | Bottom | 0.827 | 0.149 | - | 0.976 | | Bottom | 0.827 | 0.367 | - | 1.194 |
| | Right | 0.024 | 0.161 | - | 0.185 | | Right | 0.024 | 0.237 | - | 0.261 |
| | Left | 0.022 | 0.107 | 0.030* | 0.159 | | Left | 0.022 | 0.100 | 0.030* | 0.152 |

| Simult Tx | Configuration | LTE Band 66 (AWS) SAR (W/kg) | NR Band n71 SAR (W/kg) | 5 GHz WLAN Ant 2 at 13 dBm SAR (W/kg) | Σ SAR (W/kg) | Simult Tx | Configuration | LTE Band 66 (AWS) SAR (W/kg) | NR Band n5 (Cell.) SAR (W/kg) | 5 GHz WLAN Ant 2 at 13 dBm SAR (W/kg) | Σ SAR (W/kg) |
|-------------|---------------|------------------------------|------------------------|---------------------------------------|--------------|-------------|---------------|------------------------------|-------------------------------|---------------------------------------|--------------|
| | | 1 | 2 | 3 | 1+2+3 | | | 1 | 2 | 3 | 1+2+3 |
| Hotspot SAR | Back | 0.420 | 0.231 | 0.030 | 0.681 | Hotspot SAR | Back | 0.420 | 0.732 | 0.030 | 1.182 |
| | Front | 0.368 | 0.168 | 0.030* | 0.566 | | Front | 0.368 | 0.446 | 0.030* | 0.844 |
| | Top | - | - | 0.030* | 0.030 | | Top | - | - | 0.030* | 0.030 |
| | Bottom | 0.927 | 0.149 | - | 1.076 | | Bottom | 0.927 | 0.367 | - | 1.294 |
| | Right | 0.057 | 0.161 | - | 0.218 | | Right | 0.057 | 0.237 | - | 0.294 |
| | Left | 0.061 | 0.107 | 0.030* | 0.198 | | Left | 0.061 | 0.100 | 0.030* | 0.191 |

| Simult Tx | Configuration | LTE Band 30 SAR (W/kg) | NR Band n5 (Cell.) SAR (W/kg) | 5 GHz WLAN Ant 2 at 13 dBm SAR (W/kg) | Σ SAR (W/kg) |
|-------------|---------------|------------------------|-------------------------------|---------------------------------------|--------------|
| | | 1 | 2 | 3 | 1+2+3 |
| Hotspot SAR | Back | 0.559 | 0.732 | 0.030 | 1.321 |
| | Front | 0.432 | 0.446 | 0.030* | 0.908 |
| | Top | - | - | 0.030* | 0.030 |
| | Bottom | 1.176 | 0.367 | - | 1.543 |
| | Right | 0.028 | 0.237 | - | 0.265 |
| | Left | 0.071 | 0.100 | 0.030* | 0.201 |

| | | | | |
|---|---|--------------------------------------|---|--|
| FCC ID A3LSMN976U |  PCTEST ENGINEERING LABORATORY, INC. | SAR EVALUATION REPORT |  | Approved by: Quality Manager |
| Document S/N: 1M1909040147-01.A3L | Test Dates: 09/10/19 – 11/06/19 | DUT Type: Portable Handset | | Page 183 of 212 |

| Simult Tx | Configuration | LTE Band 2 (PCS) SAR (W/kg) | NR Band n71 SAR (W/kg) | 5 GHz WLAN MIMO at 16 dBm SAR (W/kg) | Σ SAR (W/kg) | Simult Tx | Configuration | LTE Band 2 (PCS) SAR (W/kg) | NR Band n5 (Cell.) SAR (W/kg) | 5 GHz WLAN MIMO at 16 dBm SAR (W/kg) | Σ SAR (W/kg) |
|-------------|---------------|------------------------------|------------------------|--------------------------------------|--------------|-------------|---------------|------------------------------|-------------------------------|--------------------------------------|--------------|
| | | 1 | 2 | 3 | 1+2+3 | | | 1 | 2 | 3 | 1+2+3 |
| Hotspot SAR | Back | 0.480 | 0.231 | 0.165 | 0.876 | Hotspot SAR | Back | 0.480 | 0.732 | 0.165 | 1.377 |
| | Front | 0.356 | 0.168 | 0.165* | 0.689 | | Front | 0.356 | 0.446 | 0.165* | 0.967 |
| | Top | - | - | 0.165* | 0.165 | | Top | - | - | 0.165* | 0.165 |
| | Bottom | 0.827 | 0.149 | - | 0.976 | | Bottom | 0.827 | 0.367 | - | 1.194 |
| | Right | 0.024 | 0.161 | - | 0.185 | | Right | 0.024 | 0.237 | - | 0.261 |
| Left | 0.022 | 0.107 | 0.165* | 0.294 | Left | 0.022 | 0.100 | 0.165* | 0.287 | | |
| Simult Tx | Configuration | LTE Band 66 (AWS) SAR (W/kg) | NR Band n71 SAR (W/kg) | 5 GHz WLAN MIMO at 16 dBm SAR (W/kg) | Σ SAR (W/kg) | Simult Tx | Configuration | LTE Band 66 (AWS) SAR (W/kg) | NR Band n5 (Cell.) SAR (W/kg) | 5 GHz WLAN MIMO at 16 dBm SAR (W/kg) | Σ SAR (W/kg) |
| | | 1 | 2 | 3 | 1+2+3 | | | 1 | 2 | 3 | 1+2+3 |
| Hotspot SAR | Back | 0.420 | 0.231 | 0.165 | 0.816 | Hotspot SAR | Back | 0.420 | 0.732 | 0.165 | 1.317 |
| | Front | 0.368 | 0.168 | 0.165* | 0.701 | | Front | 0.368 | 0.446 | 0.165* | 0.979 |
| | Top | - | - | 0.165* | 0.165 | | Top | - | - | 0.165* | 0.165 |
| | Bottom | 0.927 | 0.149 | - | 1.076 | | Bottom | 0.927 | 0.367 | - | 1.294 |
| | Right | 0.057 | 0.161 | - | 0.218 | | Right | 0.057 | 0.237 | - | 0.294 |
| Left | 0.061 | 0.107 | 0.165* | 0.333 | Left | 0.061 | 0.100 | 0.165* | 0.326 | | |

| Simult Tx | Configuration | LTE Band 30 SAR (W/kg) | NR Band n5 (Cell.) SAR (W/kg) | 5 GHz WLAN MIMO at 16 dBm SAR (W/kg) | Σ SAR (W/kg) |
|-------------|---------------|------------------------|-------------------------------|--------------------------------------|--------------|
| | | 1 | 2 | 3 | 1+2+3 |
| Hotspot SAR | Back | 0.559 | 0.732 | 0.165 | 1.456 |
| | Front | 0.432 | 0.446 | 0.165* | 1.043 |
| | Top | - | - | 0.165* | 0.165 |
| | Bottom | 1.176 | 0.367 | - | 1.543 |
| | Right | 0.028 | 0.237 | - | 0.265 |
| Left | 0.071 | 0.100 | 0.165* | 0.336 | |



| | | | | |
|---|---|--------------------------------------|---|--|
| FCC ID A3LSMN976U |  PCTEST ENGINEERING LABORATORY, INC. | SAR EVALUATION REPORT |  | Approved by: Quality Manager |
| Document S/N: 1M1909040147-01.A3L | Test Dates: 09/10/19 – 11/06/19 | DUT Type: Portable Handset | Page 184 of 212 | |

Table 12-13
Simultaneous Transmission Scenario with 2.4 GHz WLAN MIMO and 5 GHz WLAN MIMO (Hotspot at 1.0 cm)

| Exposure Condition | Mode | 2G/3G/4G SAR (W/kg) | 2.4 GHz WLAN MIMO at 19 dBm SAR (W/kg) | 5 GHz WLAN MIMO at 16 dBm SAR (W/kg) | Σ SAR (W/kg) |
|--------------------|--------------------|---------------------|--|--------------------------------------|--------------|
| | | 1 | 2 | 3 | |
| Hotspot SAR | GPRS 850 | 0.429 | 0.097 | 0.165 | 0.691 |
| | GPRS 1900 | 0.981 | 0.097 | 0.165 | 1.243 |
| | UMTS 850 | 0.901 | 0.097 | 0.165 | 1.163 |
| | UMTS 1750 | 0.868 | 0.097 | 0.165 | 1.130 |
| | UMTS 1900 | 0.627 | 0.097 | 0.165 | 0.889 |
| | LTE Band 71 | 0.295 | 0.097 | 0.165 | 0.557 |
| | LTE Band 12 | 0.349 | 0.097 | 0.165 | 0.611 |
| | LTE Band 13 | 0.567 | 0.097 | 0.165 | 0.829 |
| | LTE Band 14 | 0.499 | 0.097 | 0.165 | 0.761 |
| | LTE Band 26 (Cell) | 0.554 | 0.097 | 0.165 | 0.816 |
| | LTE Band 5 (Cell) | 0.612 | 0.097 | 0.165 | 0.874 |
| | LTE Band 66 (AWS) | 1.313 | 0.097 | 0.165 | 1.575 |
| | LTE Band 25 (PCS) | 0.868 | 0.097 | 0.165 | 1.130 |
| | LTE Band 2 (PCS) | 0.827 | 0.097 | 0.165 | 1.089 |
| | LTE Band 30 | 1.290 | 0.097 | 0.165 | 1.552 |
| | LTE Band 7 | 1.026 | 0.097 | 0.165 | 1.288 |
| LTE Band 48 | 0.546 | 0.097 | 0.165 | 0.808 | |
| LTE Band 41 | 0.825 | 0.097 | 0.165 | 1.087 | |

| Simult Tx | Configuration | LTE Band 2 (PCS) SAR (W/kg) | NR Band n71 SAR (W/kg) | 2.4 GHz WLAN MIMO at 19 dBm SAR (W/kg) | 5 GHz WLAN MIMO at 16 dBm SAR (W/kg) | Σ SAR (W/kg) | Simult Tx | Configuration | LTE Band 2 (PCS) SAR (W/kg) | NR Band n5 (Cell.) SAR (W/kg) | 2.4 GHz WLAN MIMO at 19 dBm SAR (W/kg) | 5 GHz WLAN MIMO at 16 dBm SAR (W/kg) | Σ SAR (W/kg) |
|-------------|---------------|-----------------------------|------------------------|--|--------------------------------------|--------------|-------------|---------------|-----------------------------|-------------------------------|--|--------------------------------------|--------------|
| | | 1 | 2 | 3 | 4 | 1+2+3+4 | | | 1 | 2 | 3 | 4 | 1+2+3+4 |
| Hotspot SAR | Back | 0.480 | 0.231 | 0.097* | 0.165 | 0.973 | Hotspot SAR | Back | 0.480 | 0.732 | 0.097* | 0.165 | 1.474 |
| | Front | 0.356 | 0.168 | 0.097* | 0.165* | 0.786 | | Front | 0.356 | 0.446 | 0.097* | 0.165* | 1.064 |
| | Top | - | - | 0.097 | 0.165* | 0.262 | | Top | - | - | 0.097 | 0.165* | 0.262 |
| | Bottom | 0.827 | 0.149 | - | - | 0.976 | | Bottom | 0.827 | 0.367 | - | - | 1.194 |
| | Right | 0.024 | 0.161 | - | - | 0.185 | | Right | 0.024 | 0.237 | - | - | 0.261 |
| | Left | 0.022 | 0.107 | 0.097* | 0.165* | 0.391 | | Left | 0.022 | 0.100 | 0.097* | 0.165* | 0.384 |
| Simult Tx | Back | 0.420 | 0.231 | 0.097* | 0.165 | 0.913 | Hotspot SAR | Back | 0.420 | 0.732 | 0.097* | 0.165 | 1.414 |
| | Front | 0.368 | 0.168 | 0.097* | 0.165* | 0.798 | | Front | 0.368 | 0.446 | 0.097* | 0.165* | 1.076 |
| | Top | - | - | 0.097 | 0.165* | 0.262 | | Top | - | - | 0.097 | 0.165* | 0.262 |
| | Bottom | 0.927 | 0.149 | - | - | 1.076 | | Bottom | 0.927 | 0.367 | - | - | 1.294 |
| | Right | 0.057 | 0.161 | - | - | 0.218 | | Right | 0.057 | 0.237 | - | - | 0.294 |
| | Left | 0.061 | 0.107 | 0.097* | 0.165* | 0.430 | | Left | 0.061 | 0.100 | 0.097* | 0.165* | 0.423 |

| Simult Tx | Configuration | LTE Band 30 SAR (W/kg) | NR Band n5 (Cell.) SAR (W/kg) | 2.4 GHz WLAN MIMO at 19 dBm SAR (W/kg) | 5 GHz WLAN MIMO at 16 dBm SAR (W/kg) | Σ SAR (W/kg) |
|-------------|---------------|------------------------|-------------------------------|--|--------------------------------------|--------------|
| | | 1 | 2 | 3 | 4 | 1+2+3+4 |
| Hotspot SAR | Back | 0.559 | 0.732 | 0.097* | 0.165 | 1.553 |
| | Front | 0.432 | 0.446 | 0.097* | 0.165* | 1.140 |
| | Top | - | - | 0.097 | 0.165* | 0.262 |
| | Bottom | 1.176 | 0.367 | - | - | 1.543 |
| | Right | 0.028 | 0.237 | - | - | 0.265 |
| | Left | 0.071 | 0.100 | 0.097* | 0.165* | 0.433 |



| | | |
|--------------------------------------|--|--|
| FCC ID A3LSMN976U |  SAR EVALUATION REPORT  | Approved by: Quality Manager |
| Document S/N: 1M1909040147-01.A3L | Test Dates: 09/10/19 – 11/06/19 | DUT Type: Portable Handset |
| | | Page 185 of 212 |

Table 12-14
Simultaneous Transmission Scenario with Bluetooth (Hotspot at 1.0 cm)

| Exposure Condition | Mode | 2G/3G/4G SAR (W/kg) | Bluetooth SAR (W/kg) | Σ SAR (W/kg) |
|--------------------|--------------------|---------------------|----------------------|--------------|
| | | 1 | 2 | 1+2 |
| Hotspot SAR | GPRS 850 | 0.429 | 0.069 | 0.498 |
| | GPRS 1900 | 0.981 | 0.069 | 1.050 |
| | UMTS 850 | 0.901 | 0.069 | 0.970 |
| | UMTS 1750 | 0.868 | 0.069 | 0.937 |
| | UMTS 1900 | 0.627 | 0.069 | 0.696 |
| | LTE Band 71 | 0.295 | 0.069 | 0.364 |
| | LTE Band 12 | 0.349 | 0.069 | 0.418 |
| | LTE Band 13 | 0.567 | 0.069 | 0.636 |
| | LTE Band 14 | 0.499 | 0.069 | 0.568 |
| | LTE Band 26 (Cell) | 0.554 | 0.069 | 0.623 |
| | LTE Band 5 (Cell) | 0.612 | 0.069 | 0.681 |
| | LTE Band 66 (AWS) | 1.313 | 0.069 | 1.382 |
| | LTE Band 25 (PCS) | 0.868 | 0.069 | 0.937 |
| | LTE Band 2 (PCS) | 0.827 | 0.069 | 0.896 |
| | LTE Band 30 | 1.290 | 0.069 | 1.359 |
| | LTE Band 7 | 1.026 | 0.069 | 1.095 |
| | LTE Band 48 | 0.546 | 0.069 | 0.615 |
| LTE Band 41 | 0.825 | 0.069 | 0.894 | |

| Simult Tx | Configuration | LTE Band 2 (PCS) SAR (W/kg) | NR Band n71 SAR (W/kg) | Bluetooth SAR (W/kg) | Σ SAR (W/kg) | Simult Tx | Configuration | LTE Band 2 (PCS) SAR (W/kg) | NR Band n5 (Cell.) SAR (W/kg) | Bluetooth SAR (W/kg) | Σ SAR (W/kg) |
|-------------|---------------|------------------------------|------------------------|----------------------|--------------|-------------|---------------|------------------------------|-------------------------------|----------------------|--------------|
| | | 1 | 2 | 3 | 1+2+3 | | | 1 | 2 | 3 | 1+2+3 |
| Hotspot SAR | Back | 0.480 | 0.231 | 0.062 | 0.767 | Hotspot SAR | Back | 0.480 | 0.732 | 0.062 | 1.274 |
| | Front | 0.356 | 0.168 | 0.026 | 0.546 | | Front | 0.356 | 0.446 | 0.026 | 0.828 |
| | Top | - | - | 0.069 | 0.069 | | Top | - | - | 0.069 | 0.069 |
| | Bottom | 0.827 | 0.149 | - | 0.972 | | Bottom | 0.827 | 0.367 | - | 1.194 |
| | Right | 0.024 | 0.161 | - | 0.181 | | Right | 0.024 | 0.237 | - | 0.261 |
| | Left | 0.022 | 0.107 | 0.035 | 0.161 | | Left | 0.022 | 0.100 | 0.035 | 0.157 |
| Simult Tx | Configuration | LTE Band 66 (AWS) SAR (W/kg) | NR Band n71 SAR (W/kg) | Bluetooth SAR (W/kg) | Σ SAR (W/kg) | Simult Tx | Configuration | LTE Band 66 (AWS) SAR (W/kg) | NR Band n5 (Cell.) SAR (W/kg) | Bluetooth SAR (W/kg) | Σ SAR (W/kg) |
| | | 1 | 2 | 3 | 1+2+3 | | | 1 | 2 | 3 | 1+2+3 |
| Hotspot SAR | Back | 0.420 | 0.231 | 0.062 | 0.707 | Hotspot SAR | Back | 0.420 | 0.732 | 0.062 | 1.214 |
| | Front | 0.368 | 0.168 | 0.026 | 0.558 | | Front | 0.368 | 0.446 | 0.026 | 0.840 |
| | Top | - | - | 0.069 | 0.069 | | Top | - | - | 0.069 | 0.069 |
| | Bottom | 0.927 | 0.149 | - | 1.072 | | Bottom | 0.927 | 0.367 | - | 1.294 |
| | Right | 0.057 | 0.161 | - | 0.214 | | Right | 0.057 | 0.237 | - | 0.294 |
| | Left | 0.061 | 0.107 | 0.035 | 0.200 | | Left | 0.061 | 0.100 | 0.035 | 0.196 |

| Simult Tx | Configuration | LTE Band 30 SAR (W/kg) | NR Band n5 (Cell.) SAR (W/kg) | Bluetooth SAR (W/kg) | Σ SAR (W/kg) |
|-------------|---------------|------------------------|-------------------------------|----------------------|--------------|
| | | 1 | 2 | 3 | 1+2+3 |
| Hotspot SAR | Back | 0.559 | 0.732 | 0.062 | 1.353 |
| | Front | 0.432 | 0.446 | 0.026 | 0.904 |
| | Top | - | - | 0.069 | 0.069 |
| | Bottom | 1.176 | 0.367 | - | 1.543 |
| | Right | 0.028 | 0.237 | - | 0.265 |
| | Left | 0.071 | 0.100 | 0.035 | 0.204 |





| | | |
|--------------------------------------|--|--|
| FCC ID A3LSMN976U |  SAR EVALUATION REPORT  | Approved by: Quality Manager |
| Document S/N: 1M1909040147-01.A3L | Test Dates: 09/10/19 – 11/06/19 | DUT Type: Portable Handset |
| Page 186 of 212 | | |

Table 12-15
Simultaneous Transmission Scenario with Bluetooth and 5 GHz WLAN (Hotspot at 1.0 cm)

| Exposure Condition | Mode | 2G/3G/4G SAR (W/kg) | Bluetooth SAR (W/kg) | 5 GHz WLAN Ant 1 SAR (W/kg) | Σ SAR (W/kg) |
|--------------------|--------------------|---------------------|----------------------|-----------------------------|-----------------|
| | | 1 | 2 | 3 | |
| Hotspot SAR | GPRS 850 | 0.429 | 0.069 | 0.341 | 0.839 |
| | GPRS 1900 | 0.981 | 0.069 | 0.341 | 1.391 |
| | UMTS 850 | 0.901 | 0.069 | 0.341 | 1.311 |
| | UMTS 1750 | 0.868 | 0.069 | 0.341 | 1.278 |
| | UMTS 1900 | 0.627 | 0.069 | 0.341 | 1.037 |
| | LTE Band 71 | 0.295 | 0.069 | 0.341 | 0.705 |
| | LTE Band 12 | 0.349 | 0.069 | 0.341 | 0.759 |
| | LTE Band 13 | 0.567 | 0.069 | 0.341 | 0.977 |
| | LTE Band 14 | 0.499 | 0.069 | 0.341 | 0.909 |
| | LTE Band 26 (Cell) | 0.554 | 0.069 | 0.341 | 0.964 |
| | LTE Band 5 (Cell) | 0.612 | 0.069 | 0.341 | 1.022 |
| | LTE Band 66 (AWS) | 1.313 | 0.069 | 0.341 | See Table Below |
| | LTE Band 25 (PCS) | 0.868 | 0.069 | 0.341 | 1.278 |
| | LTE Band 2 (PCS) | 0.827 | 0.069 | 0.341 | 1.237 |
| | LTE Band 30 | 1.290 | 0.069 | 0.341 | See Table Below |
| | LTE Band 7 | 1.026 | 0.069 | 0.341 | 1.436 |
| | LTE Band 48 | 0.546 | 0.069 | 0.341 | 0.956 |
| LTE Band 41 | 0.825 | 0.069 | 0.341 | 1.235 | |

| Simult Tx | Configuration | LTE Band 66 (AWS) SAR (W/kg) | Bluetooth SAR (W/kg) | 5 GHz WLAN Ant 1 SAR (W/kg) | Σ SAR (W/kg) | Simult Tx | Configuration | LTE Band 30 SAR (W/kg) | Bluetooth SAR (W/kg) | 5 GHz WLAN Ant 1 SAR (W/kg) | Σ SAR (W/kg) |
|-------------|---------------|------------------------------|----------------------|-----------------------------|--------------|-------------|---------------|------------------------|----------------------|-----------------------------|--------------|
| | | 1 | 2 | 3 | 1+2+3 | | | 1 | 2 | 3 | 1+2+3 |
| Hotspot SAR | Back | 0.677 | 0.062 | 0.341 | 1.080 | Hotspot SAR | Back | 0.598 | 0.062 | 0.341 | 1.001 |
| | Front | 0.584 | 0.026 | 0.341* | 0.951 | | Front | 0.477 | 0.026 | 0.341* | 0.844 |
| | Top | - | 0.069 | 0.341* | 0.410 | | Top | - | 0.069 | 0.341* | 0.410 |
| | Bottom | 1.313 | - | - | 1.313 | | Bottom | 1.290 | - | - | 1.290 |
| | Right | 0.071 | - | - | 0.071 | | Right | 0.032 | - | - | 0.032 |
| | Left | 0.107 | 0.035 | 0.341* | 0.483 | | Left | 0.077 | 0.035 | 0.341* | 0.453 |



| | | | | |
|--------------------------------------|---|-------------------------------|---|---------------------------------|
| FCC ID A3LSMN976U |  | SAR EVALUATION REPORT |  | Approved by: Quality Manager |
| Document S/N: 1M1909040147-01.A3L | Test Dates: 09/10/19 – 11/06/19 | DUT Type: Portable Handset | | Page 187 of 212 |

| Simult Tx | Configuration | LTE Band 2 (PCS) SAR (W/kg) | NR Band n71 SAR (W/kg) | Bluetooth SAR (W/kg) | 5 GHz WLAN Ant 1 at 13dBm SAR (W/kg) | Σ SAR (W/kg) | Simult Tx | Configuration | LTE Band 2 (PCS) SAR (W/kg) | NR Band n5 (Cell.) SAR (W/kg) | Bluetooth SAR (W/kg) | 5 GHz WLAN Ant 1 at 13dBm SAR (W/kg) | Σ SAR (W/kg) |
|-------------|---------------|-----------------------------|------------------------|----------------------|--------------------------------------|--------------|-------------|---------------|-----------------------------|-------------------------------|----------------------|--------------------------------------|--------------|
| | | 1 | 2 | 3 | 4 | 1+2+3+4 | | | 1 | 2 | 3 | 4 | 1+2+3+4 |
| Hotspot SAR | Back | 0.480 | 0.231 | 0.062 | 0.133 | 0.906 | Hotspot SAR | Back | 0.480 | 0.732 | 0.062 | 0.133 | 1.407 |
| | Front | 0.356 | 0.168 | 0.026 | 0.133* | 0.683 | | Front | 0.356 | 0.446 | 0.026 | 0.133* | 0.961 |
| | Top | - | - | 0.069 | 0.133* | 0.202 | | Top | - | - | 0.069 | 0.133* | 0.202 |
| | Bottom | 0.827 | 0.149 | - | - | 0.976 | | Bottom | 0.827 | 0.367 | - | - | 1.194 |
| | Right | 0.024 | 0.161 | - | - | 0.185 | | Right | 0.024 | 0.237 | - | - | 0.261 |
| Left | 0.022 | 0.107 | 0.035 | 0.133* | 0.297 | Left | 0.022 | 0.100 | 0.035 | 0.133* | 0.290 | | |

| Simult Tx | Configuration | LTE Band 66 (AWS) SAR (W/kg) | NR Band n71 SAR (W/kg) | Bluetooth SAR (W/kg) | 5 GHz WLAN Ant 1 at 13dBm SAR (W/kg) | Σ SAR (W/kg) | Simult Tx | Configuration | LTE Band 66 (AWS) SAR (W/kg) | NR Band n5 (Cell.) SAR (W/kg) | Bluetooth SAR (W/kg) | 5 GHz WLAN Ant 1 at 13dBm SAR (W/kg) | Σ SAR (W/kg) |
|-------------|---------------|------------------------------|------------------------|----------------------|--------------------------------------|--------------|-------------|---------------|------------------------------|-------------------------------|----------------------|--------------------------------------|--------------|
| | | 1 | 2 | 3 | 4 | 1+2+3+4 | | | 1 | 2 | 3 | 4 | 1+2+3+4 |
| Hotspot SAR | Back | 0.420 | 0.231 | 0.062 | 0.133 | 0.846 | Hotspot SAR | Back | 0.420 | 0.732 | 0.062 | 0.133 | 1.347 |
| | Front | 0.368 | 0.168 | 0.026 | 0.133* | 0.695 | | Front | 0.368 | 0.446 | 0.026 | 0.133* | 0.973 |
| | Top | - | - | 0.069 | 0.133* | 0.202 | | Top | - | - | 0.069 | 0.133* | 0.202 |
| | Bottom | 0.927 | 0.149 | - | - | 1.076 | | Bottom | 0.927 | 0.367 | - | - | 1.294 |
| | Right | 0.057 | 0.161 | - | - | 0.218 | | Right | 0.057 | 0.237 | - | - | 0.294 |
| Left | 0.061 | 0.107 | 0.035 | 0.133* | 0.336 | Left | 0.061 | 0.100 | 0.035 | 0.133* | 0.329 | | |

| Simult Tx | Configuration | LTE Band 30 SAR (W/kg) | NR Band n5 (Cell.) SAR (W/kg) | Bluetooth SAR (W/kg) | 5 GHz WLAN Ant 1 at 13dBm SAR (W/kg) | Σ SAR (W/kg) |
|-------------|---------------|------------------------|-------------------------------|----------------------|--------------------------------------|--------------|
| | | 1 | 2 | 3 | 4 | 1+2+3+4 |
| Hotspot SAR | Back | 0.559 | 0.732 | 0.062 | 0.133 | 1.486 |
| | Front | 0.432 | 0.446 | 0.026 | 0.133* | 1.037 |
| | Top | - | - | 0.069 | 0.133* | 0.202 |
| | Bottom | 1.176 | 0.367 | - | - | 1.543 |
| | Right | 0.028 | 0.237 | - | - | 0.265 |
| Left | 0.071 | 0.100 | 0.035 | 0.133* | 0.339 | |



| Exposure Condition | Mode | 2G/3G/4G SAR (W/kg) | Bluetooth SAR (W/kg) | 5 GHz WLAN Ant 2 SAR (W/kg) | Σ SAR (W/kg) |
|--------------------|--------------------|---------------------|----------------------|-----------------------------|--------------|
| | | 1 | 2 | 3 | 1+2+3 |
| Hotspot SAR | GPRS 850 | 0.429 | 0.069 | 0.085 | 0.583 |
| | GPRS 1900 | 0.981 | 0.069 | 0.085 | 1.135 |
| | UMTS 850 | 0.901 | 0.069 | 0.085 | 1.055 |
| | UMTS 1750 | 0.868 | 0.069 | 0.085 | 1.022 |
| | UMTS 1900 | 0.627 | 0.069 | 0.085 | 0.781 |
| | LTE Band 71 | 0.295 | 0.069 | 0.085 | 0.449 |
| | LTE Band 12 | 0.349 | 0.069 | 0.085 | 0.503 |
| | LTE Band 13 | 0.567 | 0.069 | 0.085 | 0.721 |
| | LTE Band 14 | 0.499 | 0.069 | 0.085 | 0.653 |
| | LTE Band 26 (Cell) | 0.554 | 0.069 | 0.085 | 0.708 |
| | LTE Band 5 (Cell) | 0.612 | 0.069 | 0.085 | 0.766 |
| | LTE Band 66 (AWS) | 1.313 | 0.069 | 0.085 | 1.467 |
| | LTE Band 25 (PCS) | 0.868 | 0.069 | 0.085 | 1.022 |
| | LTE Band 2 (PCS) | 0.827 | 0.069 | 0.085 | 0.981 |
| | LTE Band 30 | 1.290 | 0.069 | 0.085 | 1.444 |
| | LTE Band 7 | 1.026 | 0.069 | 0.085 | 1.180 |
| LTE Band 48 | 0.546 | 0.069 | 0.085 | 0.700 | |
| LTE Band 41 | 0.825 | 0.069 | 0.085 | 0.979 | |

| | | | | |
|--------------------------------------|--|-------------------------------|---|---------------------------------|
| FCC ID A3LSMN976U |  PCTEST ENGINEERING LABORATORY, INC. | SAR EVALUATION REPORT |  | Approved by: Quality Manager |
| Document S/N: 1M1909040147-01.A3L | Test Dates: 09/10/19 – 11/06/19 | DUT Type: Portable Handset | | Page 188 of 212 |

| Simult Tx | Configuration | LTE Band 2 (PCS) SAR (W/kg) | NR Band n71 SAR (W/kg) | Bluetooth SAR (W/kg) | 5 GHz WLAN Ant 2 at 13 dBm SAR (W/kg) | Σ SAR (W/kg) | Simult Tx | Configuration | LTE Band 2 (PCS) SAR (W/kg) | NR Band n5 (Cell.) SAR (W/kg) | Bluetooth SAR (W/kg) | 5 GHz WLAN Ant 2 at 13 dBm SAR (W/kg) | Σ SAR (W/kg) |
|-------------|---------------|------------------------------|------------------------|----------------------|---------------------------------------|--------------|-------------|---------------|------------------------------|-------------------------------|----------------------|---------------------------------------|--------------|
| | | 1 | 2 | 3 | 4 | 1+2+3+4 | | | 1 | 2 | 3 | 4 | 1+2+3+4 |
| Hotspot SAR | Back | 0.480 | 0.231 | 0.062 | 0.030 | 0.803 | Hotspot SAR | Back | 0.480 | 0.732 | 0.062 | 0.030 | 1.304 |
| | Front | 0.356 | 0.168 | 0.026 | 0.030* | 0.580 | | Front | 0.356 | 0.446 | 0.026 | 0.030* | 0.858 |
| | Top | - | - | 0.069 | 0.030* | 0.099 | | Top | - | - | 0.069 | 0.030* | 0.099 |
| | Bottom | 0.827 | 0.149 | - | - | 0.976 | | Bottom | 0.827 | 0.367 | - | - | 1.194 |
| | Right | 0.024 | 0.161 | - | - | 0.185 | | Right | 0.024 | 0.237 | - | - | 0.261 |
| | Left | 0.022 | 0.107 | 0.035 | 0.030* | 0.194 | | Left | 0.022 | 0.100 | 0.035 | 0.030* | 0.187 |
| Simult Tx | Configuration | LTE Band 66 (AWS) SAR (W/kg) | NR Band n71 SAR (W/kg) | Bluetooth SAR (W/kg) | 5 GHz WLAN Ant 2 at 13 dBm SAR (W/kg) | Σ SAR (W/kg) | Simult Tx | Configuration | LTE Band 66 (AWS) SAR (W/kg) | NR Band n5 (Cell.) SAR (W/kg) | Bluetooth SAR (W/kg) | 5 GHz WLAN Ant 2 at 13 dBm SAR (W/kg) | Σ SAR (W/kg) |
| | | 1 | 2 | 3 | 4 | 1+2+3+4 | | | 1 | 2 | 3 | 4 | 1+2+3+4 |
| Hotspot SAR | Back | 0.420 | 0.231 | 0.062 | 0.030 | 0.743 | Hotspot SAR | Back | 0.420 | 0.732 | 0.062 | 0.030 | 1.244 |
| | Front | 0.368 | 0.168 | 0.026 | 0.030* | 0.592 | | Front | 0.368 | 0.446 | 0.026 | 0.030* | 0.870 |
| | Top | - | - | 0.069 | 0.030* | 0.099 | | Top | - | - | 0.069 | 0.030* | 0.099 |
| | Bottom | 0.927 | 0.149 | - | - | 1.076 | | Bottom | 0.927 | 0.367 | - | - | 1.294 |
| | Right | 0.057 | 0.161 | - | - | 0.218 | | Right | 0.057 | 0.237 | - | - | 0.294 |
| | Left | 0.061 | 0.107 | 0.035 | 0.030* | 0.233 | | Left | 0.061 | 0.100 | 0.035 | 0.030* | 0.226 |

| Simult Tx | Configuration | LTE Band 30 SAR (W/kg) | NR Band n5 (Cell.) SAR (W/kg) | Bluetooth SAR (W/kg) | 5 GHz WLAN Ant 2 at 13 dBm SAR (W/kg) | Σ SAR (W/kg) |
|-------------|---------------|------------------------|-------------------------------|----------------------|---------------------------------------|--------------|
| | | 1 | 2 | 3 | 4 | 1+2+3+4 |
| Hotspot SAR | Back | 0.559 | 0.732 | 0.062 | 0.030 | 1.383 |
| | Front | 0.432 | 0.446 | 0.026 | 0.030* | 0.934 |
| | Top | - | - | 0.069 | 0.030* | 0.099 |
| | Bottom | 1.176 | 0.367 | - | - | 1.543 |
| | Right | 0.028 | 0.237 | - | - | 0.265 |
| | Left | 0.071 | 0.100 | 0.035 | 0.030* | 0.236 |

| Exposure Condition | Mode | 2G/3G/4G SAR (W/kg) | Bluetooth SAR (W/kg) | 5 GHz WLAN MIMO SAR (W/kg) | Σ SAR (W/kg) |
|--------------------|--------------------|---------------------|----------------------|----------------------------|-----------------|
| | | 1 | 2 | 3 | 1+2+3 |
| Hotspot SAR | GPRS 850 | 0.429 | 0.069 | 0.571 | 1.069 |
| | GPRS 1900 | 0.981 | 0.069 | 0.571 | See Table Below |
| | UMTS 850 | 0.901 | 0.069 | 0.571 | 1.541 |
| | UMTS 1750 | 0.868 | 0.069 | 0.571 | 1.508 |
| | UMTS 1900 | 0.627 | 0.069 | 0.571 | 1.267 |
| | LTE Band 71 | 0.295 | 0.069 | 0.571 | 0.935 |
| | LTE Band 12 | 0.349 | 0.069 | 0.571 | 0.989 |
| | LTE Band 13 | 0.567 | 0.069 | 0.571 | 1.207 |
| | LTE Band 14 | 0.499 | 0.069 | 0.571 | 1.139 |
| | LTE Band 26 (Cell) | 0.554 | 0.069 | 0.571 | 1.194 |
| | LTE Band 5 (Cell) | 0.612 | 0.069 | 0.571 | 1.252 |
| | LTE Band 66 (AWS) | 1.313 | 0.069 | 0.571 | See Table Below |
| | LTE Band 25 (PCS) | 0.868 | 0.069 | 0.571 | 1.508 |
| | LTE Band 2 (PCS) | 0.827 | 0.069 | 0.571 | 1.467 |
| | LTE Band 30 | 1.290 | 0.069 | 0.571 | See Table Below |
| | LTE Band 7 | 1.026 | 0.069 | 0.571 | See Table Below |
| | LTE Band 48 | 0.546 | 0.069 | 0.571 | 1.186 |
| LTE Band 41 | 0.825 | 0.069 | 0.571 | 1.465 | |

| | | | | |
|--------------------------------------|--|-------------------------------|---|---------------------------------|
| FCC ID A3LSMN976U |  PCTEST ENGINEERING LABORATORY, INC. | SAR EVALUATION REPORT |  | Approved by: Quality Manager |
| Document S/N: 1M1909040147-01.A3L | Test Dates: 09/10/19 – 11/06/19 | DUT Type: Portable Handset | Page 189 of 212 | |



| Simult Tx | Configuration | GPRS 1900 SAR (W/kg) | Bluetooth SAR (W/kg) | 5 GHz WLAN MIMO SAR (W/kg) | Σ SAR (W/kg) | Simult Tx | Configuration | LTE Band 66 (AWS) SAR (W/kg) | Bluetooth SAR (W/kg) | 5 GHz WLAN MIMO SAR (W/kg) | Σ SAR (W/kg) |
|-------------|---------------|----------------------|----------------------|----------------------------|--------------|-------------|---------------|------------------------------|----------------------|----------------------------|--------------|
| | | 1 | 2 | 3 | 1+2+3 | | | 1 | 2 | 3 | 1+2+3 |
| Hotspot SAR | Back | 0.432 | 0.062 | 0.571 | 1.065 | Hotspot SAR | Back | 0.677 | 0.062 | 0.571 | 1.310 |
| | Front | 0.345 | 0.026 | 0.571* | 0.942 | | Front | 0.584 | 0.026 | 0.571* | 1.181 |
| | Top | - | 0.069 | 0.345 | 0.414 | | Top | - | 0.069 | 0.345 | 0.414 |
| | Bottom | 0.981 | - | - | 0.981 | | Bottom | 1.313 | - | - | 1.313 |
| | Right | 0.042 | - | - | 0.042 | | Right | 0.071 | - | - | 0.071 |
| | Left | 0.054 | 0.035 | 0.571* | 0.660 | | Left | 0.107 | 0.035 | 0.571* | 0.713 |

| Simult Tx | Configuration | LTE Band 30 SAR (W/kg) | Bluetooth SAR (W/kg) | 5 GHz WLAN MIMO SAR (W/kg) | Σ SAR (W/kg) | Simult Tx | Configuration | LTE Band 7 SAR (W/kg) | Bluetooth SAR (W/kg) | 5 GHz WLAN MIMO SAR (W/kg) | Σ SAR (W/kg) |
|-------------|---------------|------------------------|----------------------|----------------------------|--------------|-------------|---------------|-----------------------|----------------------|----------------------------|--------------|
| | | 1 | 2 | 3 | 1+2+3 | | | 1 | 2 | 3 | 1+2+3 |
| Hotspot SAR | Back | 0.598 | 0.062 | 0.571 | 1.231 | Hotspot SAR | Back | 0.576 | 0.062 | 0.571 | 1.209 |
| | Front | 0.477 | 0.026 | 0.571* | 1.074 | | Front | 0.465 | 0.026 | 0.571* | 1.062 |
| | Top | - | 0.069 | 0.345 | 0.414 | | Top | - | 0.069 | 0.345 | 0.414 |
| | Bottom | 1.290 | - | - | 1.290 | | Bottom | 1.026 | - | - | 1.026 |
| | Right | 0.032 | - | - | 0.032 | | Right | 0.085 | - | - | 0.085 |
| | Left | 0.077 | 0.035 | 0.571* | 0.683 | | Left | 0.185 | 0.035 | 0.571* | 0.791 |

| Simult Tx | Configuration | LTE Band 2 (PCS) SAR (W/kg) | NR Band n71 SAR (W/kg) | Bluetooth SAR (W/kg) | 5 GHz WLAN MIMO at 16 dBm SAR (W/kg) | Σ SAR (W/kg) | Simult Tx | Configuration | LTE Band 2 (PCS) SAR (W/kg) | NR Band n5 (Cell.) SAR (W/kg) | Bluetooth SAR (W/kg) | 5 GHz WLAN MIMO at 16 dBm SAR (W/kg) | Σ SAR (W/kg) |
|-------------|---------------|-----------------------------|------------------------|----------------------|--------------------------------------|--------------|-------------|---------------|-----------------------------|-------------------------------|----------------------|--------------------------------------|--------------|
| | | 1 | 2 | 3 | 4 | 1+2+3+4 | | | 1 | 2 | 3 | 4 | 1+2+3+4 |
| Hotspot SAR | Back | 0.480 | 0.231 | 0.062 | 0.165 | 0.938 | Hotspot SAR | Back | 0.480 | 0.732 | 0.062 | 0.165 | 1.439 |
| | Front | 0.356 | 0.168 | 0.026 | 0.165* | 0.715 | | Front | 0.356 | 0.446 | 0.026 | 0.165* | 0.993 |
| | Top | - | - | 0.069 | 0.165* | 0.234 | | Top | - | - | 0.069 | 0.165* | 0.234 |
| | Bottom | 0.827 | 0.149 | - | - | 0.976 | | Bottom | 0.827 | 0.367 | - | - | 1.194 |
| | Right | 0.024 | 0.161 | - | - | 0.185 | | Right | 0.024 | 0.237 | - | - | 0.261 |
| | Left | 0.022 | 0.107 | 0.035 | 0.165* | 0.329 | | Left | 0.022 | 0.100 | 0.035 | 0.165* | 0.322 |

| Simult Tx | Configuration | LTE Band 66 (AWS) SAR (W/kg) | NR Band n71 SAR (W/kg) | Bluetooth SAR (W/kg) | 5 GHz WLAN MIMO at 16 dBm SAR (W/kg) | Σ SAR (W/kg) | Simult Tx | Configuration | LTE Band 66 (AWS) SAR (W/kg) | NR Band n5 (Cell.) SAR (W/kg) | Bluetooth SAR (W/kg) | 5 GHz WLAN MIMO at 16 dBm SAR (W/kg) | Σ SAR (W/kg) |
|-------------|---------------|------------------------------|------------------------|----------------------|--------------------------------------|--------------|-------------|---------------|------------------------------|-------------------------------|----------------------|--------------------------------------|--------------|
| | | 1 | 2 | 3 | 4 | 1+2+3+4 | | | 1 | 2 | 3 | 4 | 1+2+3+4 |
| Hotspot SAR | Back | 0.420 | 0.231 | 0.062 | 0.165 | 0.878 | Hotspot SAR | Back | 0.420 | 0.732 | 0.062 | 0.165 | 1.379 |
| | Front | 0.368 | 0.168 | 0.026 | 0.165* | 0.727 | | Front | 0.368 | 0.446 | 0.026 | 0.165* | 1.005 |
| | Top | - | - | 0.069 | 0.165* | 0.234 | | Top | - | - | 0.069 | 0.165* | 0.234 |
| | Bottom | 0.927 | 0.149 | - | - | 1.076 | | Bottom | 0.927 | 0.367 | - | - | 1.294 |
| | Right | 0.057 | 0.161 | - | - | 0.218 | | Right | 0.057 | 0.237 | - | - | 0.294 |
| | Left | 0.061 | 0.107 | 0.035 | 0.165* | 0.368 | | Left | 0.061 | 0.100 | 0.035 | 0.165* | 0.361 |

| Simult Tx | Configuration | LTE Band 30 SAR (W/kg) | NR Band n5 (Cell.) SAR (W/kg) | Bluetooth SAR (W/kg) | 5 GHz WLAN MIMO at 16 dBm SAR (W/kg) | Σ SAR (W/kg) |
|-------------|---------------|------------------------|-------------------------------|----------------------|--------------------------------------|--------------|
| | | 1 | 2 | 3 | 4 | 1+2+3+4 |
| Hotspot SAR | Back | 0.559 | 0.732 | 0.062 | 0.165 | 1.518 |
| | Front | 0.432 | 0.446 | 0.026 | 0.165* | 1.069 |
| | Top | - | - | 0.069 | 0.165* | 0.234 |
| | Bottom | 1.176 | 0.367 | - | - | 1.543 |
| | Right | 0.028 | 0.237 | - | - | 0.265 |
| | Left | 0.071 | 0.100 | 0.035 | 0.165* | 0.371 |

| | | | | |
|---|---|--------------------------------------|---|--|
| FCC ID A3LSMN976U |  PCTEST ENGINEERING LABORATORY, INC. | SAR EVALUATION REPORT |  | Approved by: Quality Manager |
| Document S/N: 1M1909040147-01.A3L | Test Dates: 09/10/19 – 11/06/19 | DUT Type: Portable Handset | Page 190 of 212 | |

12.6 Phablet Simultaneous Transmission Analysis

Per FCC KDB Publication 941225 D06v02r01, the devices edges with antennas more than 2.5 cm from edge are not required to be evaluated for SAR (“-“).



(*) For test positions that were not required to be evaluated for WLAN SAR per FCC KDB publication 248227, the worst case WLAN SAR result for the applicable exposure conditions was used for simultaneous transmission analysis.

Per FCC KDB Publication 648474 D04 Handset SAR, Phablet SAR tests were not required if wireless router 1g SAR (scaled to the maximum output power, including tolerance) < 1.2 W/kg. Therefore, no further analysis beyond the tables included in this section was required to determine that possible simultaneous transmission scenarios would not exceed the SAR limit.

For SAR summation, the highest reported SAR across all test distances was used as the most conservative evaluation for simultaneous transmission analysis for each device edge.

Table 12-16
Simultaneous Transmission Scenario with 5 GHz WLAN (Phablet)

| Simult Tx | Configuration | GPRS 1900 SAR (W/kg) | 5 GHz WLAN Ant 1 SAR (W/kg) | 5 GHz WLAN Ant 2 SAR (W/kg) | Σ SAR (W/kg) | | Simult Tx | Configuration | UMTS 1750 SAR (W/kg) | 5 GHz WLAN Ant 1 SAR (W/kg) | 5 GHz WLAN Ant 2 SAR (W/kg) | Σ SAR (W/kg) | |
|-------------|---------------|----------------------|-----------------------------|-----------------------------|--------------|-------|-------------|---------------|----------------------|-----------------------------|-----------------------------|--------------|-------|
| | | 1 | 2 | 3 | 1+2 | 1+3 | | | 1 | 2 | 3 | 1+2 | 1+3 |
| Phablet SAR | Back | - | 1.077 | 1.109 | 1.077 | 1.109 | Phablet SAR | Back | 1.513 | 1.077 | 1.109 | 2.590 | 2.622 |
| | Front | - | 0.299 | 1.109* | 0.299 | 1.109 | | Front | 1.548 | 0.299 | 1.109* | 1.847 | 2.657 |
| | Top | - | 1.077* | 1.109* | 1.077 | 1.109 | | Top | - | 1.077* | 1.109* | 1.077 | 1.109 |
| | Bottom | 3.264 | - | - | 3.264 | 3.264 | | Bottom | 2.049 | - | - | 2.049 | 2.049 |
| | Right | - | - | - | - | - | | Right | 0.351 | - | - | 0.351 | 0.351 |
| | Left | - | 0.614 | 0.043 | 0.614 | 0.043 | | Left | 0.536 | 0.614 | 0.043 | 1.150 | 0.579 |
| Phablet SAR | Back | 1.954 | 1.077 | 1.109 | 3.031 | 3.063 | Phablet SAR | Back | 1.995 | 1.077 | 1.109 | 3.072 | 3.104 |
| | Front | 1.752 | 0.299 | 1.109* | 2.051 | 2.861 | | Front | 1.905 | 0.299 | 1.109* | 2.204 | 3.014 |
| | Top | - | 1.077* | 1.109* | 1.077 | 1.109 | | Top | - | 1.077* | 1.109* | 1.077 | 1.109 |
| | Bottom | 2.054 | - | - | 2.054 | 2.054 | | Bottom | 3.277 | - | - | 3.277 | 3.277 |
| | Right | 0.429 | - | - | 0.429 | 0.429 | | Right | 0.344 | - | - | 0.344 | 0.344 |
| | Left | 0.773 | 0.614 | 0.043 | 1.387 | 0.816 | | Left | 0.592 | 0.614 | 0.043 | 1.206 | 0.635 |
| Phablet SAR | Back | 1.901 | 1.077 | 1.109 | 2.978 | 3.010 | Phablet SAR | Back | 1.696 | 1.077 | 1.109 | 2.773 | 2.805 |
| | Front | 1.726 | 0.299 | 1.109* | 2.025 | 2.835 | | Front | 1.532 | 0.299 | 1.109* | 1.831 | 2.641 |
| | Top | - | 1.077* | 1.109* | 1.077 | 1.109 | | Top | - | 1.077* | 1.109* | 1.077 | 1.109 |
| | Bottom | 2.558 | - | - | 2.558 | 2.558 | | Bottom | 2.477 | - | - | 2.477 | 2.477 |
| | Right | 0.232 | - | - | 0.232 | 0.232 | | Right | 0.186 | - | - | 0.186 | 0.186 |
| | Left | 0.345 | 0.614 | 0.043 | 0.959 | 0.388 | | Left | 0.254 | 0.614 | 0.043 | 0.868 | 0.297 |
| Phablet SAR | Back | 1.980 | 1.077 | 1.109 | 3.057 | 3.089 | Phablet SAR | Back | 1.839 | 1.077 | 1.109 | 2.916 | 2.948 |
| | Front | 1.550 | 0.299 | 1.109* | 1.849 | 2.659 | | Front | 1.394 | 0.299 | 1.109* | 1.693 | 2.503 |
| | Top | - | 1.077* | 1.109* | 1.077 | 1.109 | | Top | - | 1.077* | 1.109* | 1.077 | 1.109 |
| | Bottom | 2.340 | - | - | 2.340 | 2.340 | | Bottom | 2.444 | - | - | 2.444 | 2.444 |
| | Right | 0.174 | - | - | 0.174 | 0.174 | | Right | 0.288 | - | - | 0.288 | 0.288 |
| | Left | 0.436 | 0.614 | 0.043 | 1.050 | 0.479 | | Left | 0.966 | 0.614 | 0.043 | 1.580 | 1.009 |

| | | | | |
|--------------------------------------|--|-------------------------------|---|---------------------------------|
| FCC ID A3LSMN976U |  PCTEST ENGINEERING LABORATORY, INC. | SAR EVALUATION REPORT |  | Approved by: Quality Manager |
| Document S/N: 1M1909040147-01.A3L | Test Dates: 09/10/19 – 11/06/19 | DUT Type: Portable Handset | | Page 191 of 212 |

| Simult Tx | Configuration | LTE Band 41 SAR (W/kg) | 5 GHz WLAN Ant 1 SAR (W/kg) | 5 GHz WLAN Ant 2 SAR (W/kg) | Σ SAR (W/kg) | |
|-------------|---------------|------------------------|-----------------------------|-----------------------------|--------------|-------|
| | | 1 | 2 | 3 | 1+2 | 1+3 |
| Phablet SAR | Back | - | 1.077 | 1.109 | 1.077 | 1.109 |
| | Front | - | 0.299 | 1.109* | 0.299 | 1.109 |
| | Top | - | 1.077* | 1.109* | 1.077 | 1.109 |
| | Bottom | 2.763 | - | - | 2.763 | 2.763 |
| | Right | - | - | - | - | - |
| | Left | - | 0.614 | 0.043 | 0.614 | 0.043 |

| Simult Tx | Configuration | GPRS 1900 SAR (W/kg) | 5 GHz WLAN MIMO SAR (W/kg) | Σ SAR (W/kg) | Simult Tx | Configuration | UMTS 1750 SAR (W/kg) | 5 GHz WLAN MIMO SAR (W/kg) | Σ SAR (W/kg) |
|-------------|---------------|----------------------|----------------------------|--------------|-------------|---------------|----------------------|----------------------------|--------------|
| | | 1 | 2 | 1+2 | | | 1 | 2 | 1+2 |
| Phablet SAR | Back | - | 2.136 | 2.136 | Phablet SAR | Back | 1.513 | 2.136 | 3.649 |
| | Front | - | 0.389 | 0.389 | | Front | 1.548 | 0.389 | 1.937 |
| | Top | - | 2.136* | 2.136 | | Top | - | 2.136* | 2.136 |
| | Bottom | 3.264 | - | 3.264 | | Bottom | 2.049 | - | 2.049 |
| | Right | - | - | - | | Right | 0.351 | - | 0.351 |
| | Left | - | 0.624 | 0.624 | | Left | 0.536 | 0.624 | 1.160 |

| Simult Tx | Configuration | UMTS 1900 SAR (W/kg) | 5 GHz WLAN MIMO SAR (W/kg) | Σ SAR (W/kg) | SPLSR | Simult Tx | Configuration | LTE Band 66 (AWS) SAR (W/kg) | 5 GHz WLAN MIMO SAR (W/kg) | Σ SAR (W/kg) | SPLSR |
|-------------|---------------|----------------------|----------------------------|--------------|-------|-------------|---------------|------------------------------|----------------------------|--------------|-------|
| | | 1 | 2 | 1+2 | 1+2 | | | 1 | 2 | 1+2 | 1+2 |
| Phablet SAR | Back | 1.954 | 2.136 | See Note 1 | 0.06 | Phablet SAR | Back | 1.995 | 2.136 | See Note 1 | 0.06 |
| | Front | 1.752 | 0.389 | 2.141 | N/A | | Front | 1.905 | 0.389 | 2.294 | N/A |
| | Top | - | 2.136* | 2.136 | N/A | | Top | - | 2.136* | 2.136 | N/A |
| | Bottom | 2.054 | - | 2.054 | N/A | | Bottom | 3.277 | - | 3.277 | N/A |
| | Right | 0.429 | - | 0.429 | N/A | | Right | 0.344 | - | 0.344 | N/A |
| | Left | 0.773 | 0.624 | 1.397 | N/A | | Left | 0.592 | 0.624 | 1.216 | N/A |



| Simult Tx | Configuration | LTE Band 25 (PCS) SAR (W/kg) | 5 GHz WLAN MIMO SAR (W/kg) | Σ SAR (W/kg) | SPLSR | Simult Tx | Configuration | LTE Band 2 SAR (W/kg) | 5 GHz WLAN MIMO SAR (W/kg) | Σ SAR (W/kg) |
|-------------|---------------|------------------------------|----------------------------|--------------|-------|-------------|---------------|-----------------------|----------------------------|--------------|
| | | 1 | 2 | 1+2 | 1+2 | | | 1 | 2 | 1+2 |
| Phablet SAR | Back | 1.901 | 2.136 | See Note 1 | 0.06 | Phablet SAR | Back | 1.696 | 2.136 | 3.832 |
| | Front | 1.726 | 0.389 | 2.115 | N/A | | Front | 1.532 | 0.389 | 1.921 |
| | Top | - | 2.136* | 2.136 | N/A | | Top | - | 2.136* | 2.136 |
| | Bottom | 2.558 | - | 2.558 | N/A | | Bottom | 2.477 | - | 2.477 |
| | Right | 0.232 | - | 0.232 | N/A | | Right | 0.186 | - | 0.186 |
| | Left | 0.345 | 0.624 | 0.969 | N/A | | Left | 0.254 | 0.624 | 0.878 |

| Simult Tx | Configuration | LTE Band 30 SAR (W/kg) | 5 GHz WLAN MIMO SAR (W/kg) | Σ SAR (W/kg) | SPLSR | Simult Tx | Configuration | LTE Band 7 SAR (W/kg) | 5 GHz WLAN MIMO SAR (W/kg) | Σ SAR (W/kg) |
|-------------|---------------|------------------------|----------------------------|--------------|-------|-------------|---------------|-----------------------|----------------------------|--------------|
| | | 1 | 2 | 1+2 | 1+2 | | | 1 | 2 | 1+2 |
| Phablet SAR | Back | 1.980 | 2.136 | See Note 1 | 0.06 | Phablet SAR | Back | 1.839 | 2.136 | 3.975 |
| | Front | 1.550 | 0.389 | 1.939 | N/A | | Front | 1.394 | 0.389 | 1.783 |
| | Top | - | 2.136* | 2.136 | N/A | | Top | - | 2.136* | 2.136 |
| | Bottom | 2.340 | - | 2.340 | N/A | | Bottom | 2.444 | - | 2.444 |
| | Right | 0.174 | - | 0.174 | N/A | | Right | 0.288 | - | 0.288 |
| | Left | 0.436 | 0.624 | 1.060 | N/A | | Left | 0.966 | 0.624 | 1.590 |

| Simult Tx | Configuration | LTE Band 41 SAR (W/kg) | 5 GHz WLAN MIMO SAR (W/kg) | Σ SAR (W/kg) |
|-------------|---------------|------------------------|----------------------------|--------------|
| | | 1 | 2 | 1+2 |
| Phablet SAR | Back | - | 2.136 | 2.136 |
| | Front | - | 0.389 | 0.389 |
| | Top | - | 2.136* | 2.136 |
| | Bottom | 2.763 | - | 2.763 |
| | Right | - | - | - |
| | Left | - | 0.624 | 0.624 |

Notes:

- No evaluation was performed to determine the aggregate 10g SAR for these configurations as the SPLS ratio between the antenna pairs was not greater than 0.10 per FCC KDB 447498 D01v06. See Section 12.7 for detailed SPLS ratio analysis.

| | | | | |
|--------------------------------------|--|-------------------------------|---|---------------------------------|
| FCC ID A3LSMN976U |  PCTEST ENGINEERING LABORATORY, INC. | SAR EVALUATION REPORT |  | Approved by: Quality Manager |
| Document S/N: 1M1909040147-01.A3L | Test Dates: 09/10/19 – 11/06/19 | DUT Type: Portable Handset | | Page 192 of 212 |

12.7 SPLSR Evaluation and Analysis

Per FCC KDB Publication 447498 D01v06, when the sum of the standalone transmitters is more than 1.6 W/kg for 1g and 4 W/kg for 10g, the SAR sum to peak locations can be analyzed to determine SAR distribution overlaps. When the SAR peak to location ratio (shown below) for each pair of antennas is ≤ 0.04 for 1g and ≤ 0.10 for 10g, simultaneous SAR evaluation is not required. The distance between the transmitters was calculated using the following formula.

$$\text{Distance}_{T_{X1} - T_{X2}} = R_i = \sqrt{(x_1 - x_2)^2 + (y_1 - y_2)^2} \text{ (Phablet)}$$

$$\text{SPLS Ratio} = \frac{(SAR_1 + SAR_2)^{1.5}}{R_i}$$



12.7.1 Back Side SPLSR Evaluation and Analysis

Table 12-17
Peak SAR Locations for Body Back Side

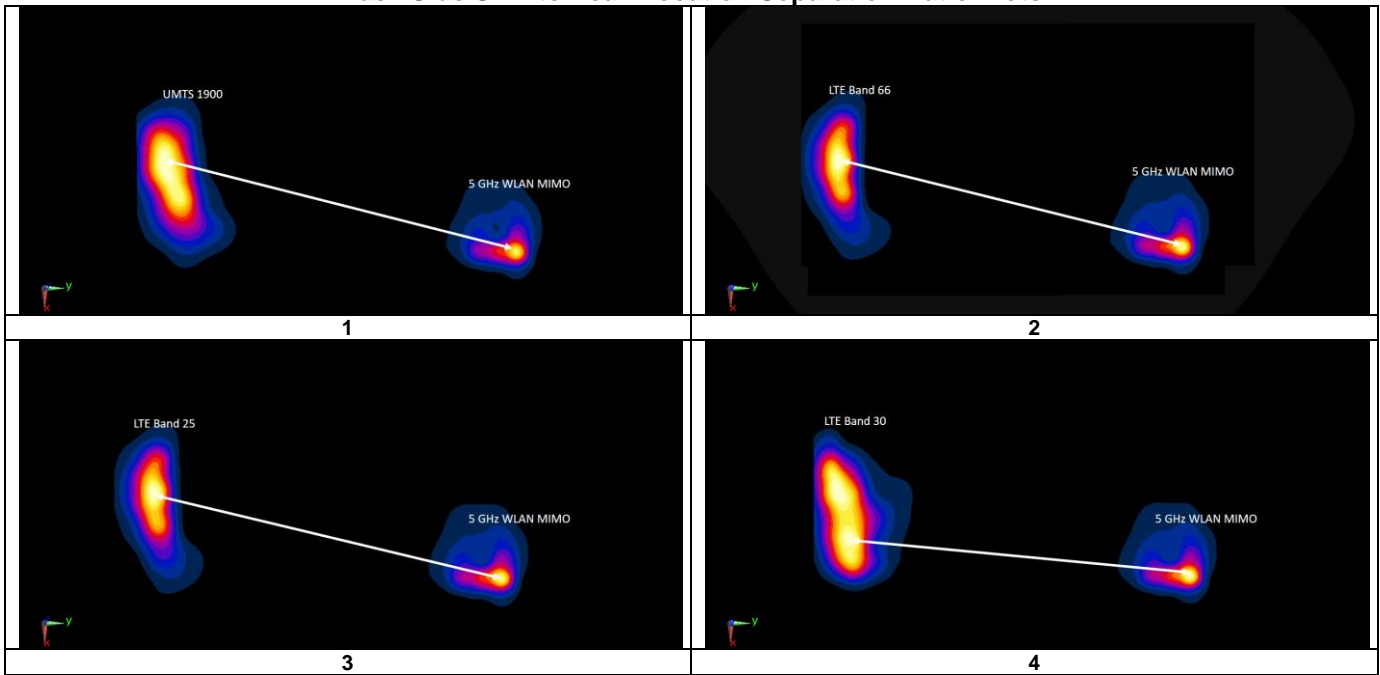
| Mode/Band | x (mm) | y (mm) |
|-------------------|--------|--------|
| 5 GHz WLAN MIMO | 11.00 | 60.00 |
| UMTS 1900 | -28.00 | -82.50 |
| LTE Band 66 (AWS) | -23.50 | -79.50 |
| LTE Band 25 (PCS) | -31.50 | -78.00 |
| LTE Band 30 | -4.60 | -79.20 |

Table 12-18
Back Side SAR to Peak Location Separation Ratio Calculations

| Antenna Pair | | Standalone SAR (W/kg) | | Standalone SAR Sum (W/kg) | Peak SAR Separation Distance (mm) | SPLS Ratio | Plot Number |
|-------------------|-----------------|-----------------------|-------|---------------------------|-----------------------------------|--|-------------|
| Ant "a" | Ant "b" | a | b | a+b | D _{a-b} | (a+b) ^{1.5} /D _{a-b} | |
| UMTS 1900 | 5 GHz WLAN MIMO | 1.954 | 2.136 | 4.09 | 147.74 | 0.06 | 1 |
| LTE Band 66 (AWS) | 5 GHz WLAN MIMO | 1.995 | 2.136 | 4.131 | 143.70 | 0.06 | 2 |
| LTE Band 25 (PCS) | 5 GHz WLAN MIMO | 1.901 | 2.136 | 4.037 | 144.40 | 0.06 | 3 |
| LTE Band 30 | 5 GHz WLAN MIMO | 1.980 | 2.136 | 4.116 | 140.07 | 0.06 | 4 |



| | | | | |
|---|---|--------------------------------------|---|--|
| FCC ID A3LSMN976U |  PCTEST ENGINEERING LABORATORY, INC. | SAR EVALUATION REPORT |  | Approved by: Quality Manager |
| Document S/N: 1M1909040147-01.A3L | Test Dates: 09/10/19 – 11/06/19 | DUT Type: Portable Handset | | Page 193 of 212 |

**Table 12-19
Back Side SAR to Peak Location Separation Ratio Plots**



12.8 Simultaneous Transmission Conclusion

The above numerical summed SAR results and SPLSR analysis are sufficient to determine that simultaneous transmission cases will not exceed the SAR limit and therefore no measured volumetric simultaneous SAR summation is required per FCC KDB Publication 447498 D01v06 and IEEE 1528- 2013 Section 6.3.4.1.

| | | | | |
|---|---|--------------------------------------|---|--|
| FCC ID A3LSMN976U |  PCTEST ENGINEERING LABORATORY, INC. | SAR EVALUATION REPORT |  | Approved by: Quality Manager |
| Document S/N: 1M1909040147-01.A3L | Test Dates: 09/10/19 – 11/06/19 | DUT Type: Portable Handset | | Page 194 of 212 |

13 SAR MEASUREMENT VARIABILITY

13.1 Measurement Variability



Per FCC KDB Publication 865664 D01v01r04, SAR measurement variability was assessed for each frequency band, which was determined by the SAR probe calibration point and tissue-equivalent medium used for the device measurements. When both head and body tissue-equivalent media were required for SAR measurements in a frequency band, the variability measurement procedures were applied to the tissue medium with the highest measured SAR, using the highest measured SAR configuration for that tissue-equivalent medium. These additional measurements were repeated after the completion of all measurements requiring the same head or body tissue-equivalent medium in a frequency band. The test device was returned to ambient conditions (normal room temperature) with the battery fully charged before it was re-mounted on the device holder for the repeated measurement(s) to minimize any unexpected variations in the repeated results.

SAR Measurement Variability was assessed using the following procedures for each frequency band:

- 1) When the original highest measured SAR is ≥ 0.80 W/kg, the measurement was repeated once.
- 2) A second repeated measurement was performed only if the ratio of largest to smallest SAR for the original and first repeated measurements was > 1.20 or when the original or repeated measurement was ≥ 1.45 W/kg (~ 10% from the 1g SAR limit).
- 3) A third repeated measurement was performed only if the original, first or second repeated measurement was ≥ 1.5 W/kg and the ratio of largest to smallest SAR for the original, first and second repeated measurements is > 1.20 .
- 4) Repeated measurements are not required when the original highest measured SAR is < 0.80 W/kg
- 5) When 10g SAR measurement is considered, a factor of 2.5 is applied to the thresholds above.

**Table 13-1
Body SAR Measurement Variability Results**

| BODY VARIABILITY RESULTS | | | | | | | | | | | | | |
|---|-----------|--------|-------------------------------------|---------------------------|--------|---------|---|-----------------------|-------|-----------------------|-------|-----------------------|-------|
| Band | FREQUENCY | | Mode | Service | Side | Spacing | Measured SAR (1g) | 1st Repeated SAR (1g) | Ratio | 2nd Repeated SAR (1g) | Ratio | 3rd Repeated SAR (1g) | Ratio |
| | MHz | Ch. | | | | | (W/kg) | (W/kg) | | (W/kg) | | (W/kg) | |
| 1900 | 1907.60 | 9538 | UMTS 1900 | RMC | back | 15 mm | 0.893 | 0.861 | 1.04 | N/A | N/A | N/A | N/A |
| 1750 | 1770.00 | 132572 | LTE Band 66 (AWS), 20 MHz Bandwidth | QPSK, 50 RB, 25 RB Offset | bottom | 10 mm | 1.200 | 1.090 | 1.10 | N/A | N/A | N/A | N/A |
| 2300 | 2310.00 | 27710 | LTE Band 30, 10 MHz Bandwidth | QPSK, 1 RB, 0 RB Offset | bottom | 10 mm | 1.140 | 1.080 | 1.06 | N/A | N/A | N/A | N/A |
| ANSI / IEEE C95.1 1992 - SAFETY LIMIT Spatial Peak Uncontrolled Exposure/General Population | | | | | | | Body 1.6 W/kg (mW/g) averaged over 1 gram | | | | | | |



| | | | | |
|--------------------------------------|--|-------------------------------|---|---------------------------------|
| FCC ID A3LSMN976U |  PCTEST ENGINEERING LABORATORY, INC. | SAR EVALUATION REPORT |  | Approved by: Quality Manager |
| Document S/N: 1M1909040147-01.A3L | Test Dates: 09/10/19 – 11/06/19 | DUT Type: Portable Handset | Page 195 of 212 | |

**Table 13-2
Phablet SAR Measurement Variability Results**

| PHABLET VARIABILITY RESULTS | | | | | | | | | | | | | |
|---|-----------|--------|-------------------------------------|---------------------------|--------|---------|--|------------------------|-------|------------------------|-------|------------------------|-------|
| Band | FREQUENCY | | Mode | Service | Side | Spacing | Measured SAR (10g) | 1st Repeated SAR (10g) | Ratio | 2nd Repeated SAR (10g) | Ratio | 3rd Repeated SAR (10g) | Ratio |
| | MHz | Ch. | | | | | (W/kg) | (W/kg) | | (W/kg) | | (W/kg) | |
| 1900 | 1850.20 | 512 | GSM 1900 | GPRS | bottom | 0 mm | 2.660 | 2.600 | 1.02 | N/A | N/A | N/A | N/A |
| 1750 | 1720.00 | 132072 | LTE Band 66 (AWS), 20 MHz Bandwidth | QPSK, 50 RB, 50 RB Offset | bottom | 0 mm | 2.920 | 2.840 | 1.03 | N/A | N/A | N/A | N/A |
| 2300 | 2310.00 | 27710 | LTE Band 30, 10 MHz Bandwidth | QPSK, 25 RB, 12 RB Offset | bottom | 0 mm | 2.340 | 2.330 | 1.00 | N/A | N/A | N/A | N/A |
| 2600 | 2593.00 | 40620 | LTE Band 41, 20 MHz Bandwidth | QPSK, 1 RB, 50 RB Offset | bottom | 0 mm | 2.320 | 2.310 | 1.00 | N/A | N/A | N/A | N/A |
| ANSI / IEEE C95.1 1992 - SAFETY LIMIT Spatial Peak Uncontrolled Exposure/General Population | | | | | | | Phablet 4.0 W/kg (mW/g) averaged over 10 grams | | | | | | |

13.2 Measurement Uncertainty

The measured SAR was <1.5 W/kg for 1g and <3.75 W/kg for 10g for all frequency bands. Therefore, per KDB Publication 865664 D01v01r04, the extended measurement uncertainty analysis per IEEE 1528-2013 was not required.

| | | | | |
|--------------------------------------|---|-------------------------------|---|---------------------------------|
| FCC ID A3LSMN976U |  | SAR EVALUATION REPORT |  | Approved by: Quality Manager |
| Document S/N: 1M1909040147-01.A3L | Test Dates: 09/10/19 – 11/06/19 | DUT Type: Portable Handset | Page 196 of 212 | |

14 ADDITIONAL TESTING PER FCC GUIDANCE

14.1 Tuner Testing



Per April 2019 TCB Workshop Notes, the following test procedures were followed to demonstrate that the SAR results in Section 11 represented the appropriate SAR test conditions. For bands with dynamic tuning implemented, SAR was measured according to the required FCC SAR test procedures with the dynamic tuner active to allow the device to automatically tune to the antenna state for the respective RF exposure test configurations. Per FCC Guidance, during NR testing the device was configured with the tuner state selected by the device in LTE mode with auto-tune active at the same frequency. Additional single point SAR time-sweep measurements were evaluated for other tuner states to determine that the other tuner configurations would result in equivalent or lower SAR values. The additional tuner hardware has no influence on the antenna characteristics, other than impedance matching.

To evaluate all the tuner states, the 60 tuner states were divided among the aggregate band, mode and exposure combinations. Single point time-sweep measurements were performed at the peak SAR location determined by the zoom scan of the configuration with the highest reported SAR for each combination. The tuner state was able to be established remotely so that the device was not moved for the entire series of single point SAR for the tuner states in each combination. The SAR probe remained stationary at the same position throughout the entire series of single point measurements for each combination. When the single point SAR or 1g SAR was > 1.2 W/kg for a particular band/mode/exposure condition, point SAR measurements were made for all 60 states.

The operational description contains more information about the design and implementation of the dynamic antenna tuning.



**Table 14-1
UMTS Supplemental Head SAR Data**

| Supplemental Head SAR Data | | | | | |
|------------------------------------|-------------|------------------------------------|------------|------------------------------------|------------|
| UMTS B5 | | UMTS B4 | | UMTS B2 | |
| RMC | | RMC | | RMC | |
| Test Position | Right Cheek | Test Position | Left Cheek | Test Position | Left Cheek |
| Frequency (MHz) | 836.6 | Frequency (MHz) | 1732.4 | Frequency (MHz) | 1880.0 |
| Channel | 4183 | Channel | 1412 | Channel | 9400 |
| Measured 1g SAR (W/kg) | 0.174 | Measured 1g SAR (W/kg) | 0.144 | Measured 1g SAR (W/kg) | 0.139 |
| Average Value of Time Sweep (W/kg) | | Average Value of Time Sweep (W/kg) | | Average Value of Time Sweep (W/kg) | |
| Auto-tune (State 0) | 0.190 | Auto-tune (State 23) | 0.184 | Auto-tune (State 0) | 0.174 |
| Default (State 0) | 0.188 | Default (State 0) | 0.112 | Default (State 0) | 0.169 |
| State 3 | 0.181 | State 8 | 0.092 | State 2 | 0.168 |
| State 7 | 0.122 | State 14 | 0.076 | State 11 | 0.078 |
| State 10 | 0.052 | State 22 | 0.159 | State 33 | 0.093 |
| State 52 | 0.189 | State 23 | 0.181 | State 37 | 0.033 |
| State 54 | 0.194 | State 25 | 0.123 | State 45 | 0.144 |

| | | | | |
|--------------------------------------|--|-------------------------------|---|---------------------------------|
| FCC ID A3LSMN976U |  PCTEST ENGINEERING LABORATORY, INC. | SAR EVALUATION REPORT |  | Approved by: Quality Manager |
| Document S/N: 1M1909040147-01.A3L | Test Dates: 09/10/19 – 11/06/19 | DUT Type: Portable Handset | | Page 197 of 212 |

**Table 14-2
LTE Supplemental Head SAR Data**

| Supplemental Head SAR Data | | | | | |
|---|-------------|---|-------------|---|-------------|
| LTE B71 | | LTE B12 | | LTE B13 | |
| QPSK, 20 MHz Bandwidth, 1 RB, 0 RB Offset | | QPSK, 10 MHz Bandwidth, 1 RB, 0 RB Offset | | QPSK, 10 MHz Bandwidth, 1 RB, 0 RB Offset | |
| Test Position | Right Cheek | Test Position | Right Cheek | Test Position | Left Cheek |
| Frequency (MHz) | 680.5 | Frequency (MHz) | 707.5 | Frequency (MHz) | 782.0 |
| Channel | 133297 | Channel | 23095 | Channel | 23230 |
| Measured 1g SAR (W/kg) | 0.090 | Measured 1g SAR (W/kg) | 0.084 | Measured 1g SAR (W/kg) | 0.101 |
| Average Value of Time Sweep (W/kg) | | Average Value of Time Sweep (W/kg) | | Average Value of Time Sweep (W/kg) | |
| Auto-tune (State 0) | 0.128 | Auto-tune (State 0) | 0.109 | Auto-tune (State 42) | 0.126 |
| Default (State 1) | 0.095 | Default (State 0) | 0.110 | Default (State 0) | 0.133 |
| State 0 | 0.128 | State 1 | 0.078 | State 3 | 0.103 |
| State 4 | 0.079 | State 23 | 0.017 | State 6 | 0.059 |
| State 32 | 0.042 | State 46 | 0.068 | State 11 | 0.008 |
| State 56 | 0.127 | State 53 | 0.086 | State 42 | 0.130 |
| State 59 | 0.068 | State 56 | 0.109 | State 45 | 0.113 |
| Supplemental Head SAR Data | | | | | |
| LTE B14 | | LTE B5 | | LTE B26 | |
| QPSK, 10 MHz Bandwidth, 1 RB, 0 RB Offset | | QPSK, 10 MHz Bandwidth, 1 RB, 0 RB Offset | | QPSK, 15 MHz Bandwidth, 1 RB, 0 RB Offset | |
| Test Position | Right Cheek | Test Position | Right Cheek | Test Position | Right Cheek |
| Frequency (MHz) | 793.0 | Frequency (MHz) | 836.5 | Frequency (MHz) | 831.5 |
| Channel | 23330 | Channel | 20525 | Channel | 26865 |
| Measured 1g SAR (W/kg) | 0.109 | Measured 1g SAR (W/kg) | 0.138 | Measured 1g SAR (W/kg) | 0.147 |
| Average Value of Time Sweep (W/kg) | | Average Value of Time Sweep (W/kg) | | Average Value of Time Sweep (W/kg) | |
| Auto-tune (State 16) | 0.131 | Auto-tune (State 0) | 0.175 | Auto-tune (State 0) | 0.183 |
| Default (State 56) | 0.119 | Default (State 0) | 0.176 | Default (State 0) | 0.190 |
| State 2 | 0.097 | State 1 | 0.164 | State 7 | 0.096 |
| State 5 | 0.077 | State 2 | 0.159 | State 20 | 0.127 |
| State 15 | 0.136 | State 9 | 0.055 | State 23 | 0.048 |
| State 16 | 0.133 | State 34 | 0.063 | State 49 | 0.052 |
| State 53 | 0.131 | State 56 | 0.175 | State 58 | 0.175 |

| | | | | |
|---|---|--------------------------------------|---|--|
| FCC ID A3LSMN976U |  PCTEST ENGINEERING LABORATORY, INC. | SAR EVALUATION REPORT |  | Approved by: Quality Manager |
| Document S/N: 1M1909040147-01.A3L | Test Dates: 09/10/19 – 11/06/19 | DUT Type: Portable Handset | | Page 198 of 212 |

| Supplemental Head SAR Data | | | | | |
|---|------------|---|------------|---|------------|
| LTE B66/4 | | LTE B2 | | LTE B25 | |
| QPSK, 20 MHz Bandwidth, 1 RB, 0 RB Offset | | QPSK, 20 MHz Bandwidth, 1 RB, 0 RB Offset | | QPSK, 20 MHz Bandwidth, 1 RB, 0 RB Offset | |
| Test Position | Left Cheek | Test Position | Left Cheek | Test Position | Left Cheek |
| Frequency (MHz) | 1745.0 | Frequency (MHz) | 1900.0 | Frequency (MHz) | 1905.0 |
| Channel | 132322 | Channel | 19100 | Channel | 26590 |
| Measured 1g SAR (W/kg) | 0.131 | Measured 1g SAR (W/kg) | 0.058 | Measured 1g SAR (W/kg) | 0.052 |
| Average Value of Time Sweep (W/kg) | | Average Value of Time Sweep (W/kg) | | Average Value of Time Sweep (W/kg) | |
| Auto-tune (State 23) | 0.167 | Auto-tune (State 0) | 0.114 | Auto-tune (State 0) | 0.101 |
| Default (State 0) | 0.120 | Default (State 0) | 0.111 | Default (State 0) | 0.104 |
| State 9 | 0.097 | State 4 | 0.103 | State 0 | 0.104 |
| State 23 | 0.168 | State 9 | 0.076 | State 10 | 0.062 |
| State 28 | 0.087 | State 22 | 0.107 | State 33 | 0.044 |
| State 35 | 0.036 | State 50 | 0.054 | State 41 | 0.091 |
| State 55 | 0.123 | State 56 | 0.111 | State 52 | 0.100 |

**Table 14-3
NR Supplemental Head SAR Data**

| Supplemental Head SAR Data | | | |
|--|-------------|---|-------------|
| NR Band n5 | | NR Band n71 | |
| DFT-s-OFDM QPSK, 20 MHz Bandwidth, 1 RB, 1 RB Offset | | DFT-s-OFDM QPSK, 20 MHz Bandwidth, 1 RB, 53 RB Offset | |
| Test Position | Right Cheek | Test Position | Right Cheek |
| Frequency (MHz) | 836.5 | Frequency (MHz) | 680.5 |
| Channel | 167300 | Channel | 136100 |
| Measured 1g SAR (W/kg) | 0.168 | Measured 1g SAR (W/kg) | 0.103 |
| Average Value of Time Sweep (W/kg) | | Average Value of Time Sweep (W/kg) | |
| Auto-tune (State 0) | 0.195 | Auto-tune (State 0) | 0.130 |
| Default (State 0) | 0.195 | Default (State 1) | 0.083 |
| State 2 | 0.174 | State 0 | 0.130 |
| State 15 | 0.136 | State 14 | 0.094 |
| State 33 | 0.087 | State 35 | 0.013 |
| State 37 | 0.023 | State 46 | 0.064 |
| State 55 | 0.128 | State 55 | 0.079 |





| | | | | |
|---|---|--------------------------------------|---|--|
| FCC ID A3LSMN976U |  PCTEST ENGINEERING LABORATORY, INC. | SAR EVALUATION REPORT |  | Approved by: Quality Manager |
| Document S/N: 1M1909040147-01.A3L | Test Dates: 09/10/19 – 11/06/19 | DUT Type: Portable Handset | Page 199 of 212 | |



Table 14-4
UMTS Supplemental Body SAR Data

| Supplemental Body SAR Data | | | | | |
|------------------------------------|-----------|------------------------------------|-----------|------------------------------------|-----------|
| UMTS B5 | | UMTS B4 | | UMTS B2 | |
| RMC | | RMC | | RMC | |
| Test Position | Back Side | Test Position | Back Side | Test Position | Back Side |
| Spacing | 10 mm | Spacing | 15 mm | Spacing | 15 mm |
| Frequency (MHz) | 846.6 | Frequency (MHz) | 1752.6 | Frequency (MHz) | 1907.6 |
| Channel | 4233 | Channel | 1513 | Channel | 9538 |
| Measured 1g SAR (W/kg) | 0.706 | Measured 1g SAR (W/kg) | 0.759 | Measured 1g SAR (W/kg) | 0.893 |
| Average Value of Time Sweep (W/kg) | | Average Value of Time Sweep (W/kg) | | Average Value of Time Sweep (W/kg) | |
| Auto-tune (State 0) | 1.087 | Auto-tune (State 23) | 1.164 | Auto-tune (State 0) | 1.380 |
| Default (State 0) | 1.127 | Default (State 0) | 0.771 | Default (State 2) | 1.265 |
| State 0 | 1.127 | State 5 | 0.755 | State 0 | 1.378 |
| State 4 | 0.888 | State 11 | 0.58 | State 1 | 1.276 |
| State 9 | 0.293 | State 23 | 1.181 | State 2 | 1.265 |
| State 18 | 0.906 | State 27 | 0.429 | State 3 | 1.250 |
| State 30 | 0.772 | State 39 | 0.729 | State 4 | 1.226 |
| State 51 | 0.083 | State 52 | 0.785 | State 5 | 1.224 |
| | | | | State 6 | 1.153 |
| | | | | State 7 | 1.101 |
| | | | | State 8 | 1.016 |
| | | | | State 9 | 0.889 |
| | | | | State 10 | 0.789 |
| | | | | State 11 | 0.658 |
| | | | | State 12 | 0.485 |
| | | | | State 13 | 1.380 |
| | | | | State 14 | 1.384 |
| | | | | State 15 | 1.384 |
| | | | | State 16 | 1.384 |
| | | | | State 17 | 1.381 |
| | | | | State 18 | 1.376 |
| | | | | State 19 | 1.360 |
| | | | | State 20 | 1.343 |
| | | | | State 21 | 1.308 |
| | | | | State 22 | 1.227 |
| | | | | State 23 | 1.146 |
| | | | | State 24 | 1.017 |
| | | | | State 25 | 0.804 |
| | | | | State 26 | 0.802 |
| | | | | State 27 | 0.789 |
| | | | | State 28 | 0.777 |
| | | | | State 29 | 0.764 |
| | | | | State 30 | 0.740 |
| | | | | State 31 | 0.746 |
| | | | | State 32 | 0.680 |
| | | | | State 33 | 0.637 |
| | | | | State 34 | 0.564 |
| | | | | State 35 | 0.500 |
| | | | | State 36 | 0.424 |
| | | | | State 37 | 0.339 |
| | | | | State 38 | 0.225 |
| | | | | State 39 | 1.260 |
| | | | | State 40 | 1.237 |
| | | | | State 41 | 1.226 |
| | | | | State 42 | 1.211 |
| | | | | State 43 | 1.188 |
| | | | | State 44 | 1.183 |
| | | | | State 45 | 1.119 |
| | | | | State 46 | 1.076 |
| | | | | State 47 | 0.998 |
| | | | | State 48 | 0.884 |
| | | | | State 49 | 0.785 |
| | | | | State 50 | 0.661 |
| | | | | State 51 | 0.495 |
| | | | | State 52 | 1.294 |
| | | | | State 53 | 1.387 |
| | | | | State 54 | 0.796 |
| | | | | State 55 | 1.226 |
| | | | | State 56 | 1.297 |
| | | | | State 57 | 1.384 |
| | | | | State 58 | 0.795 |
| | | | | State 59 | 1.222 |



| | | | | |
|---|---|--------------------------------------|---|--|
| FCC ID A3LSMN976U |  PCTEST ENGINEERING LABORATORY, INC. | SAR EVALUATION REPORT |  | Approved by: Quality Manager |
| Document S/N: 1M1909040147-01.A3L | Test Dates: 09/10/19 – 11/06/19 | DUT Type: Portable Handset | | Page 200 of 212 |

**Table 14-5
LTE Supplemental Body SAR Data**

| Supplemental Body SAR Data | | | | | |
|---|-----------|---|-----------|---|-----------|
| LTE B71 | | LTE B12 | | LTE B13 | |
| QPSK, 20 MHz Bandwidth, 1 RB, 0 RB Offset | | QPSK, 10 MHz Bandwidth, 1 RB, 0 RB Offset | | QPSK, 10 MHz Bandwidth, 1 RB, 0 RB Offset | |
| Test Position | Back Side | Test Position | Back Side | Test Position | Back Side |
| Spacing | 10 mm | Spacing | 10 mm | Spacing | 10 mm |
| Frequency (MHz) | 680.5 | Frequency (MHz) | 707.5 | Frequency (MHz) | 782 |
| Channel | 133297 | Channel | 23095 | Channel | 23230 |
| Measured 1g SAR (W/kg) | 0.249 | Measured 1g SAR (W/kg) | 0.282 | Measured 1g SAR (W/kg) | 0.420 |
| Average Value of Time Sweep (W/kg) | | Average Value of Time Sweep (W/kg) | | Average Value of Time Sweep (W/kg) | |
| Auto-tune (State 0) | 0.377 | Auto-tune (State 0) | 0.393 | Auto-tune (State 0) | 0.658 |
| Default (State 1) | 0.298 | Default (State 0) | 0.406 | Default (State 0) | 0.633 |
| State 0 | 0.383 | State 0 | 0.406 | State 0 | 0.633 |
| State 3 | 0.268 | State 5 | 0.215 | State 4 | 0.440 |
| State 9 | 0.068 | State 17 | 0.358 | State 12 | 0.032 |
| State 33 | 0.100 | State 21 | 0.145 | State 31 | 0.327 |
| State 45 | 0.219 | State 32 | 0.126 | State 35 | 0.082 |
| State 55 | 0.202 | State 51 | 0.025 | State 50 | 0.083 |
| Supplemental Body SAR Data | | | | | |
| LTE B14 | | LTE B5 | | LTE B26 | |
| QPSK, 10 MHz Bandwidth, 1 RB, 0 RB Offset | | QPSK, 10 MHz Bandwidth, 1 RB, 0 RB Offset | | QPSK, 15 MHz Bandwidth, 1 RB, 0 RB Offset | |
| Test Position | Back Side | Test Position | Back Side | Test Position | Back Side |
| Spacing | 10 mm | Spacing | 10 mm | Spacing | 10 mm |
| Frequency (MHz) | 793 | Frequency (MHz) | 836.5 | Frequency (MHz) | 831.5 |
| Channel | 23330 | Channel | 20525 | Channel | 26865 |
| Measured 1g SAR (W/kg) | 0.406 | Measured 1g SAR (W/kg) | 0.464 | Measured 1g SAR (W/kg) | 0.462 |
| Average Value of Time Sweep (W/kg) | | Average Value of Time Sweep (W/kg) | | Average Value of Time Sweep (W/kg) | |
| Auto-tune (State 0) | 0.600 | Auto-tune (State 0) | 0.696 | Auto-tune (State 0) | 0.762 |
| Default (State 56) | 0.602 | Default (State 0) | 0.696 | Default (State 0) | 0.766 |
| State 0 | 0.604 | State 0 | 0.696 | State 0 | 0.766 |
| State 5 | 0.420 | State 6 | 0.435 | State 7 | 0.429 |
| State 10 | 0.090 | State 14 | 0.590 | State 14 | 0.632 |
| State 29 | 0.450 | State 36 | 0.123 | State 34 | 0.284 |
| State 38 | 0.030 | State 43 | 0.593 | State 40 | 0.658 |
| State 52 | 0.603 | State 53 | 0.534 | State 55 | 0.581 |



| | | | | |
|---|---|--------------------------------------|---|--|
| FCC ID A3LSMN976U |  PCTEST ENGINEERING LABORATORY, INC. | SAR EVALUATION REPORT |  | Approved by: Quality Manager |
| Document S/N: 1M1909040147-01.A3L | Test Dates: 09/10/19 – 11/06/19 | DUT Type: Portable Handset | Page 201 of 212 | |

| Supplemental Body SAR Data | | | | | |
|---|--------|--|-----------|---|--------|
| LTE B66/4 | | LTE B2 | | LTE B25 | |
| QPSK, 20 MHz Bandwidth, 50 RB, 25 RB Offset | | QPSK, 20 MHz Bandwidth, 1 RB, 99 RB Offset | | QPSK, 20 MHz Bandwidth, 50 RB, 25 RB Offset | |
| Test Position | Bottom | Test Position | Back Side | Test Position | Bottom |
| Spacing | 10 mm | Spacing | 15 mm | Spacing | 10 mm |
| Frequency (MHz) | 1770.0 | Frequency (MHz) | 1860.0 | Frequency (MHz) | 1905.0 |
| Channel | 132572 | Channel | 18700 | Channel | 26590 |
| Measured 1g SAR (W/kg) | 1.200 | Measured 1g SAR (W/kg) | 0.734 | Measured 1g SAR (W/kg) | 0.792 |
| Average Value of Time Sweep (W/kg) | | Average Value of Time Sweep (W/kg) | | Average Value of Time Sweep (W/kg) | |
| Auto-tune (State 23) | 1.864 | Auto-tune (State 22) | 0.968 | Auto-tune (State 23) | 1.187 |
| Default (State 0) | 1.342 | Default (State 0) | 0.918 | Default (State 0) | 1.114 |
| State 0 | 1.342 | State 11 | 0.479 | State 23 | 1.165 |
| State 1 | 1.310 | State 20 | 0.881 | State 27 | 0.712 |
| State 2 | 1.303 | State 22 | 0.935 | State 42 | 0.953 |
| State 3 | 1.295 | State 30 | 0.508 | State 47 | 0.848 |
| State 4 | 1.279 | State 48 | 0.613 | State 52 | 1.110 |
| State 5 | 1.271 | | | | |
| State 6 | 1.271 | | | | |
| State 7 | 1.237 | | | | |
| State 8 | 1.169 | | | | |
| State 9 | 1.097 | | | | |
| State 10 | 1.032 | | | | |
| State 11 | 0.943 | | | | |
| State 12 | 0.800 | | | | |
| State 13 | 0.976 | | | | |
| State 14 | 1.062 | | | | |
| State 15 | 1.085 | | | | |
| State 16 | 1.106 | | | | |
| State 17 | 1.132 | | | | |
| State 18 | 1.135 | | | | |
| State 19 | 1.246 | | | | |
| State 20 | 1.328 | | | | |
| State 21 | 1.710 | | | | |
| State 22 | 1.869 | | | | |
| State 23 | 1.909 | | | | |
| State 24 | 1.803 | | | | |
| State 25 | 1.161 | | | | |
| State 26 | 0.966 | | | | |
| State 27 | 0.866 | | | | |
| State 28 | 0.837 | | | | |
| State 29 | 0.813 | | | | |
| State 30 | 0.771 | | | | |
| State 31 | 0.757 | | | | |
| State 32 | 0.656 | | | | |
| State 33 | 0.542 | | | | |
| State 34 | 0.503 | | | | |
| State 35 | 0.401 | | | | |
| State 36 | 0.335 | | | | |
| State 37 | 0.261 | | | | |
| State 38 | 0.179 | | | | |
| State 39 | 1.028 | | | | |
| State 40 | 1.028 | | | | |
| State 41 | 1.030 | | | | |
| State 42 | 1.030 | | | | |
| State 43 | 1.033 | | | | |
| State 44 | 1.023 | | | | |
| State 45 | 1.029 | | | | |
| State 46 | 1.214 | | | | |
| State 47 | 1.202 | | | | |
| State 48 | 1.178 | | | | |
| State 49 | 1.148 | | | | |
| State 50 | 1.087 | | | | |
| State 51 | 0.959 | | | | |
| State 52 | 1.345 | | | | |
| State 53 | 1.005 | | | | |
| State 54 | 1.024 | | | | |
| State 55 | 1.162 | | | | |
| State 56 | 1.334 | | | | |
| State 57 | 0.997 | | | | |
| State 58 | 1.017 | | | | |
| State 59 | 1.154 | | | | |

| | | | | |
|--------------------------------------|--|-------------------------------|---|---------------------------------|
| FCC ID A3LSMN976U |  PCTEST ENGINEERING LABORATORY, INC. | SAR EVALUATION REPORT |  | Approved by: Quality Manager |
| Document S/N: 1M1909040147-01.A3L | Test Dates: 09/10/19 – 11/06/19 | DUT Type: Portable Handset | | Page 202 of 212 |

**Table 14-6
NR Supplemental Body SAR Data**

| Supplemental Body SAR Data | | | |
|--|-----------|--|-----------|
| NR Band n5 | | NR Band n71 | |
| DFT-s-OFDM QPSK, 20 MHz Bandwidth, 1 RB, 1 RB Offset | | DFT-s-OFDM QPSK, 20 MHz Bandwidth, 50 RB, 26 RB Offset | |
| Test Position | Back Side | Test Position | Back Side |
| Spacing | 10 mm | Spacing | 10 mm |
| Frequency (MHz) | 836.5 | Frequency (MHz) | 680.5 |
| Channel | 167300 | Channel | 136100 |
| Measured 1g SAR (W/kg) | 0.574 | Measured 1g SAR (W/kg) | 0.199 |
| Average Value of Time Sweep (W/kg) | | Average Value of Time Sweep (W/kg) | |
| Auto-tune (State 0) | 0.768 | Auto-tune (State 0) | 0.299 |
| Default (State 0) | 0.768 | Default (State 1) | 0.230 |
| State 0 | 0.768 | State 0 | 0.299 |
| State 5 | 0.653 | State 5 | 0.171 |
| State 16 | 0.518 | State 13 | 0.233 |
| State 24 | 0.089 | State 30 | 0.159 |
| State 43 | 0.555 | State 42 | 0.267 |
| State 51 | 0.058 | State 53 | 0.229 |

| | | | | |
|---|---|--------------------------------------|---|--|
| FCC ID A3LSMN976U |  PCTEST ENGINEERING LABORATORY, INC. | SAR EVALUATION REPORT |  | Approved by: Quality Manager |
| Document S/N: 1M1909040147-01.A3L | Test Dates: 09/10/19 – 11/06/19 | DUT Type: Portable Handset | Page 203 of 212 | |

14.2 LTE Band 41 Power Class 2 and Power Class 3 Linearity

This device supports Power Class 2 and Power Class 3 operations for LTE Band 41. The highest available duty cycle for Power Class 2 operations is 43.3 % using UL-DL configuration 1. Per May 2017 TCB Workshop Notes based on the device behavior, all SAR tests were performed using Power Class 3. SAR with Power Class 2 at the highest power and available duty factor was additionally performed for the Power Class 3 configuration with the highest SAR for each exposure condition. The linearity between the Power Class 2 and Power Class 3 SAR results and the respective frame averaged powers was calculated to determine that the results were linear. Per May 2017 TCB Workshop, no additional SAR measurements were required since the linearity between power classes was < 10% and all reported SAR values were < 1.4 W/kg for 1g and < 3.5 W/kg for 10g.

LTE Band 41 SAR testing with power class 2 at the highest power and available duty factor was additionally performed for the power class 3 configuration with the highest SAR for each exposure condition.

Table 14-7
LTE Band 41 Head Linearity Data

| | LTE Band 41 PC3 | LTE Band 41 PC2 |
|-------------------------------------|-----------------|-----------------|
| Maximum Allowed Output Power (dBm) | 24.50 | 27.50 |
| Measured Output Power (dBm) | 24.07 | 26.79 |
| Measured SAR (W/kg) | 0.0627 | 0.0817 |
| Measured Power (mW) | 255.27 | 477.53 |
| Duty Cycle | 63.3% | 43.3% |
| Frame Averaged Output Power (mW) | 161.59 | 206.77 |
| % deviation from expected linearity | | 1.83% |

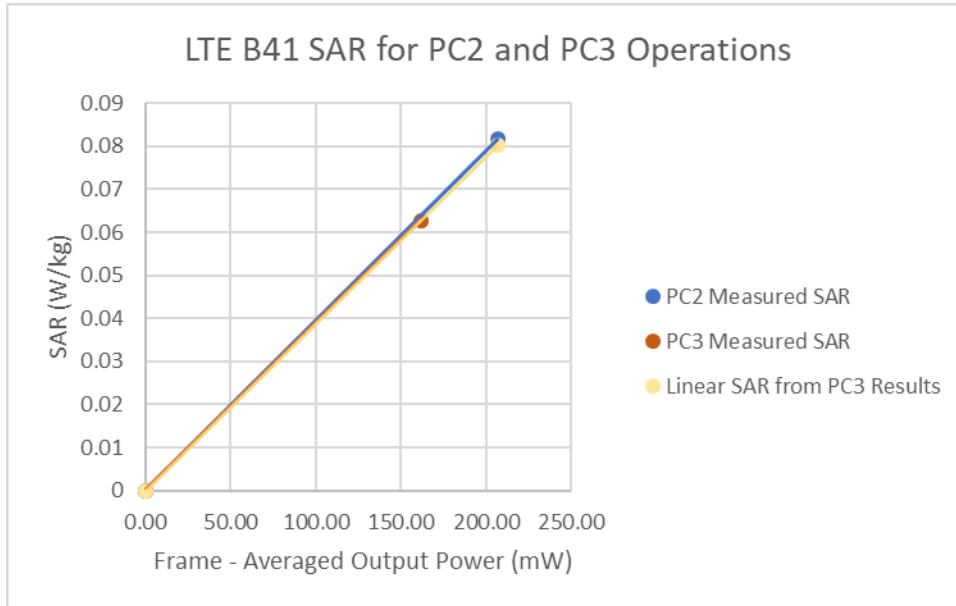
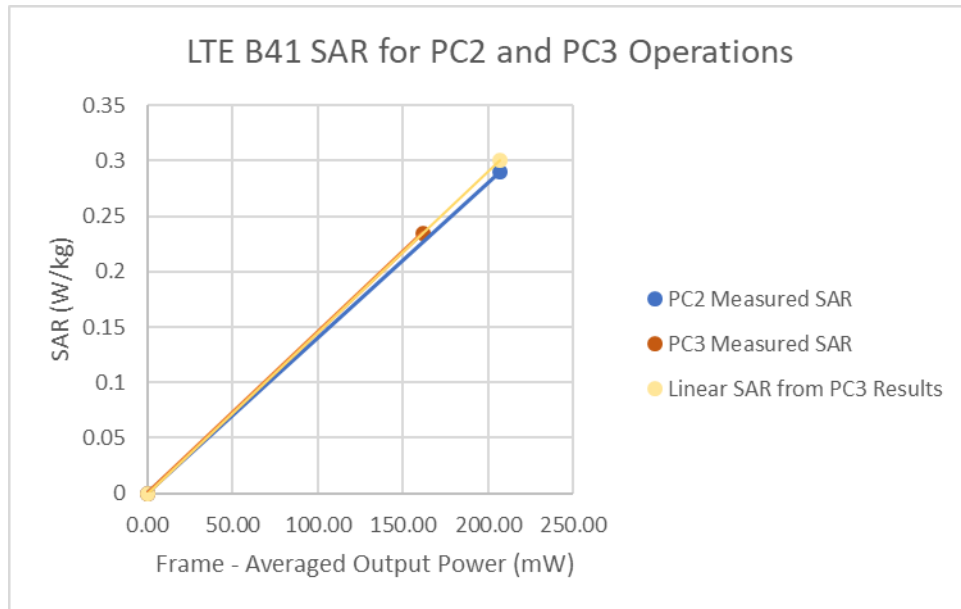


Figure 14-1
LTE Band 41 Head Linearity



| | | | | |
|--------------------------------------|--|-------------------------------|--|---------------------------------|
| FCC ID A3LSMN976U | PCTEST ENGINEERING LABORATORY, INC. | SAR EVALUATION REPORT | | Approved by: Quality Manager |
| Document S/N: 1M1909040147-01.A3L | Test Dates: 09/10/19 – 11/06/19 | DUT Type: Portable Handset | | Page 204 of 212 |

**Table 14-8
LTE Band 41 Body-Worn Linearity Data**

| | LTE Band 41 PC3 | LTE Band 41 PC2 |
|-------------------------------------|-----------------|-----------------|
| Maximum Allowed Output Power (dBm) | 24.50 | 27.50 |
| Measured Output Power (dBm) | 24.07 | 26.79 |
| Measured SAR (W/kg) | 0.235 | 0.290 |
| Measured Power (mW) | 255.27 | 477.53 |
| Duty Cycle | 63.3% | 43.3% |
| Frame Averaged Output Power (mW) | 161.59 | 206.77 |
| % deviation from expected linearity | | -3.56% |

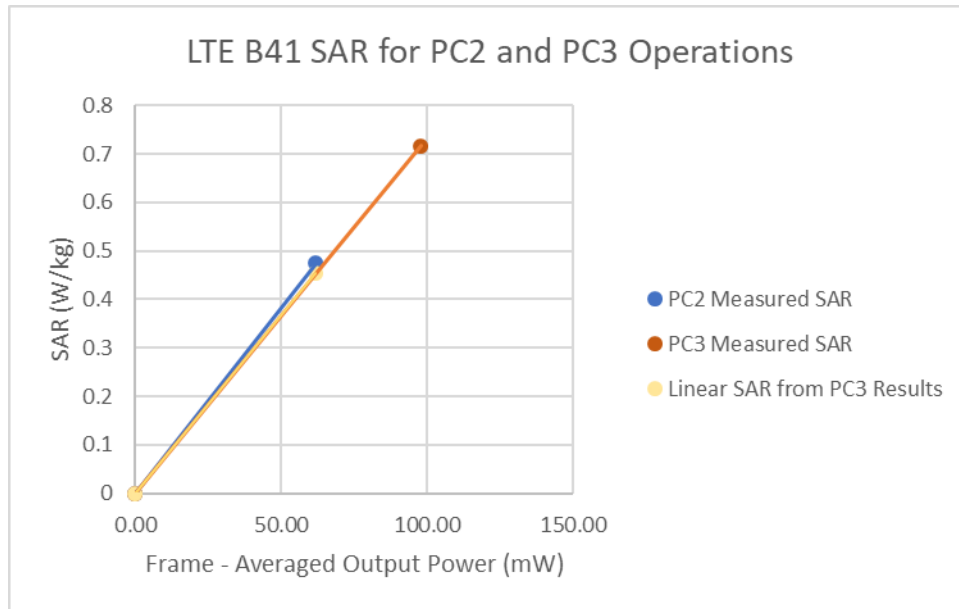


**Figure 14-2
LTE Band 41 Body-Worn Linearity**

| | | | | |
|--------------------------------------|---|-------------------------------|---|---------------------------------|
| FCC ID A3LSMN976U |  | SAR EVALUATION REPORT |  | Approved by: Quality Manager |
| Document S/N: 1M1909040147-01.A3L | Test Dates: 09/10/19 – 11/06/19 | DUT Type: Portable Handset | | Page 205 of 212 |

**Table 14-9
LTE Band 41 Hotspot Linearity Data**

| | LTE Band 41 PC3 | LTE Band 41 PC2 |
|-------------------------------------|-----------------|-----------------|
| Maximum Allowed Output Power (dBm) | 22.50 | 22.50 |
| Measured Output Power (dBm) | 21.89 | 21.55 |
| Measured SAR (W/kg) | 0.717 | 0.475 |
| Measured Power (mW) | 154.53 | 142.89 |
| Duty Cycle | 63.3% | 43.3% |
| Frame Averaged Output Power (mW) | 97.81 | 61.87 |
| % deviation from expected linearity | | 4.73% |



**Figure 14-3
LTE Band 41 Hotspot Linearity**



| | | | | |
|--------------------------------------|---|-------------------------------|---|---------------------------------|
| FCC ID A3LSMN976U |  | SAR EVALUATION REPORT |  | Approved by: Quality Manager |
| Document S/N: 1M1909040147-01.A3L | Test Dates: 09/10/19 – 11/06/19 | DUT Type: Portable Handset | | Page 206 of 212 |

Table 14-10
LTE Band 41 Phablet Linearity Data

| | LTE Band 41 PC3 | LTE Band 41 PC2 |
|-------------------------------------|-----------------|-----------------|
| Maximum Allowed Output Power (dBm) | 24.50 | 25.50 |
| Measured Output Power (dBm) | 23.74 | 24.53 |
| Measured SAR (W/kg) | 2.32 | 1.91 |
| Measured Power (mW) | 236.59 | 283.79 |
| Duty Cycle | 63.3% | 43.3% |
| Frame Averaged Output Power (mW) | 149.76 | 122.88 |
| % deviation from expected linearity | | 0.34% |

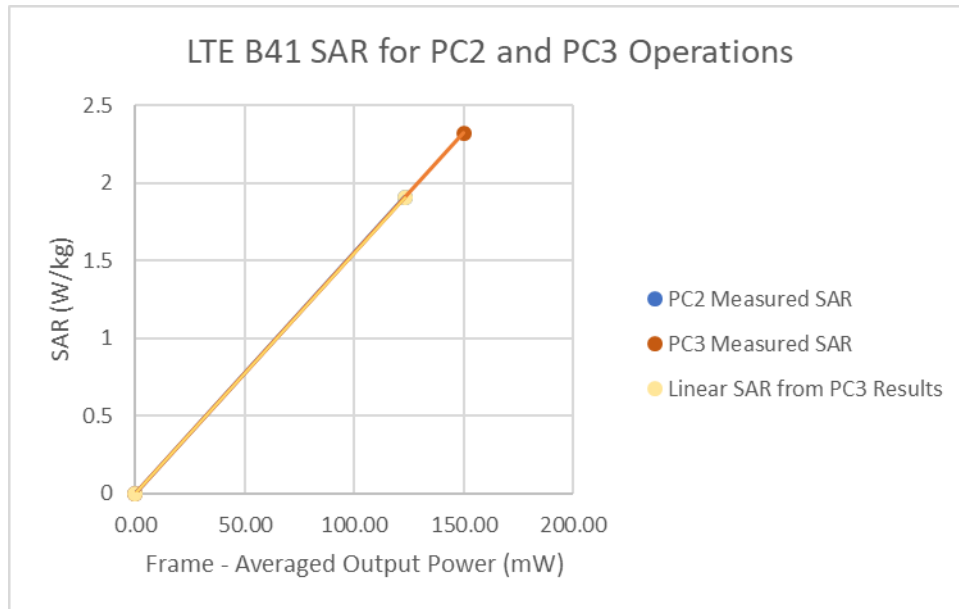






Figure 14-4
LTE Band 41 Phablet Linearity

| | | | | |
|---|--|--------------------------------------|---|--|
| FCC ID A3LSMN976U |  PCTEST <small>ENGINEERING LABORATORY, INC.</small> | SAR EVALUATION REPORT |  | Approved by: Quality Manager |
| Document S/N: 1M1909040147-01.A3L | Test Dates: 09/10/19 – 11/06/19 | DUT Type: Portable Handset | Page 207 of 212 | |

15 EQUIPMENT LIST



| Manufacturer | Model | Description | Cal Date | Cal Interval | Cal Due | Serial Number |
|-----------------------|-----------|---|------------|--------------|------------|---------------|
| Agilent | 8735E | Network Analyzer | 3/19/2019 | Annual | 3/19/2020 | MY40001472 |
| Agilent | 8735E | S-Parameter Network Analyzer | 8/26/2019 | Annual | 8/26/2020 | MY40000670 |
| Agilent | 8735E | S-Parameter Vector Network Analyzer | 9/19/2019 | Annual | 9/19/2020 | MY40003841 |
| Agilent | E4438B | ESG-D Series Signal Generator | 7/14/2019 | Annual | 7/14/2020 | US40053896 |
| Agilent | E4438C | ESG Vector Signal Generator | 5/22/2019 | Annual | 5/22/2020 | MY45091346 |
| Agilent | E4440A | PSA Series Spectrum Analyzer | 11/14/2018 | Annual | 11/14/2019 | MY46186272 |
| Agilent | E5515C | 8960 Series 10 Wireless Communications Test Set | 12/18/2018 | Annual | 12/18/2019 | GB42230325 |
| Agilent | E5515C | Wireless Communications Test Set | 2/28/2018 | Biennial | 2/28/2020 | GB41450275 |
| Agilent | E5515C | Wireless Communications Test Set | 5/22/2018 | Biennial | 5/22/2020 | GB41913563 |
| Agilent | N4010A | Wireless Connectivity Test Set | CBT | N/A | CBT | GB46170464 |
| Agilent | N5182A | MVG Vector Signal Generator | 11/28/2018 | Annual | 11/28/2019 | MY47420603 |
| Agilent | N5182A | MVG Vector Signal Generator | 6/27/2019 | Annual | 6/27/2020 | US46240505 |
| Agilent | N9020A | MXA Signal Analyzer | 4/20/2019 | Annual | 4/20/2020 | US46470561 |
| Agilent | N9030A | PXA Signal Analyzer (44GHz) | 6/12/2019 | Annual | 6/12/2020 | MY52350166 |
| Amplifier Research | 1551G6 | Amplifier | CBT | N/A | CBT | 433971 |
| Amplifier Research | 1551G6 | Amplifier | CBT | N/A | CBT | 433972 |
| Anritsu | MA24100A | USB Power Sensor | 6/5/2019 | Annual | 6/5/2020 | 1407257 |
| Anritsu | MA24100A | USB Power Sensor | 1/31/2019 | Annual | 1/31/2020 | 1244524 |
| Anritsu | MA2411B | Pulse Power Sensor | 11/20/2018 | Annual | 11/20/2019 | 1339007 |
| Anritsu | MA2411B | Pulse Power Sensor | 3/6/2019 | Annual | 3/6/2020 | 1339018 |
| Anritsu | MA8000ZA | 39GHz RF Converter | 4/22/2019 | Annual | 4/22/2020 | 6261951702 |
| Anritsu | ME1495A | Power Meter | 11/20/2018 | Annual | 11/20/2019 | 1339028 |
| Anritsu | MN8110B | I/O Adaptor | CBT | N/A | CBT | 6261747881 |
| Anritsu | MT8000A | Radio Communication Test Station | 11/14/2018 | Annual | 11/14/2019 | 6261914237 |
| Anritsu | MT8020C | Radio Communication Analyzer | 3/29/2019 | Annual | 3/29/2020 | 6201300731 |
| Anritsu | MT8212C | Radio Communication Analyzer | 11/6/2018 | Annual | 11/6/2019 | 6205901190 |
| Anritsu | MT8212C | Radio Communication Analyzer | 3/16/2019 | Annual | 3/16/2020 | 6201380794 |
| Anritsu | MT8212C | Radio Communication Analyzer | 8/16/2019 | Annual | 8/16/2020 | 6201144418 |
| Anritsu | MT8212C | Radio Communication Analyzer | 10/2/2019 | Annual | 10/2/2020 | 6201664756 |
| Anritsu | MT8862A | Wireless Connectivity Test Set | 8/8/2019 | Annual | 8/8/2020 | 6261782395 |
| Anritsu | MA18000A | 28GHz RF Converter | 4/15/2019 | Annual | 4/15/2020 | 6261929058 |
| Control Company | 4040 | Therm./Clock/Humidity Monitor | 1/8/2019 | Annual | 1/8/2020 | 160473909 |
| Control Company | 4040 | Therm./Clock/Humidity Monitor | 1/8/2019 | Annual | 1/8/2020 | 160574418 |
| Control Company | 4040 | Therm./Clock/Humidity Monitor | 10/9/2018 | Biennial | 10/9/2020 | 181647811 |
| Control Company | 4352 | Ultra Long Stem Thermometer | 11/4/2019 | Annual | 11/4/2020 | 160508097 |
| Control Company | 4352 | Ultra Long Stem Thermometer | 11/4/2019 | Annual | 11/4/2020 | 160509121 |
| Keysight | 772D | Dual Directional Coupler | CBT | N/A | CBT | MY51280215 |
| Keysight Technologies | 8503E | Standard Mechanical Calibration Kit (DC to 9GHz, 3.5mm) | 7/2/2019 | Annual | 7/2/2020 | MY53401181 |
| Keysight Technologies | AT7N7058 | DC Power Supply | CBT | N/A | CBT | MY53003115 |
| Keysight Technologies | NE17058 | DC Power Analyzer | 4/27/2019 | Biennial | 4/27/2021 | MY53002099 |
| Keytek | BW-N6V5+ | 6dB Attenuator | CBT | N/A | CBT | 1139 |
| Minicircuits | SLP-2400+ | Low Pass Filter | CBT | N/A | CBT | R8979500903 |
| Minicircuits | VLF-6000+ | Low Pass Filter | CBT | N/A | CBT | N/A |
| Minicircuits | BW-N20W5 | Power Attenuator | CBT | N/A | CBT | 1226 |
| Minicircuits | BW-N20W5+ | Power Attenuator | CBT | N/A | CBT | 1226 |
| Minicircuits | NLP-1200+ | DC to 18 GHz Precision Fixed 20 dB Attenuator | CBT | N/A | CBT | N/A |
| Minicircuits | NLP-1200+ | Low Pass Filter DC to 1000 MHz | CBT | N/A | CBT | N/A |
| Minicircuits | NLP-2950+ | Low Pass Filter DC to 2700 MHz | CBT | N/A | CBT | N/A |
| Mitutoyo | CD-CYX | Digital Caliper | 4/18/2018 | Biennial | 4/18/2020 | 13264165 |
| Narda | 4014C-6 | CBT | N/A | CBT | N/A | N/A |
| Narda | 4772-3 | 4 - 8 GHz SMA & 6dB Directional Coupler | CBT | N/A | CBT | 9406 |
| Pasternack | NC-100 | Torque Wrench | 11/1/2017 | Biennial | 11/1/2019 | N/A |
| Pasternack | NC-100 | Torque Wrench | 11/7/2017 | Biennial | 11/7/2019 | N/A |
| Pasternack | PE208-6 | BiDirectional Coupler | CBT | N/A | CBT | N/A |
| Pasternack | PE209-10 | BiDirectional Coupler | CBT | N/A | CBT | N/A |
| Rohde & Schwarz | CMA500 | Radio Communication Tester | 4/19/2019 | Annual | 4/19/2020 | 128633 |
| Rohde & Schwarz | CMA500 | Radio Communication Tester | 5/17/2019 | Annual | 5/17/2020 | 128635 |
| Rohde & Schwarz | CMA500 | Radio Communication Tester | 6/6/2019 | Annual | 6/6/2020 | 140148 |
| Rohde & Schwarz | CMA500 | Radio Communication Tester | 4/17/2019 | Annual | 4/17/2020 | 167285 |
| Rohde & Schwarz | 7N16E | Vector Network Analyzer | 10/11/2019 | Annual | 10/11/2020 | 203307 |
| Rohde & Schwarz | CMA500 | Wideband Radio Communication Tester | 7/12/2019 | Annual | 7/12/2020 | 145645 |
| SPEAG | D1750V2 | 1750 MHz SAR Dipole | 5/15/2019 | Annual | 5/15/2020 | 1148 |
| SPEAG | D1750V2 | 1750 MHz SAR Dipole | 10/22/2018 | Annual | 10/22/2019 | 1150 |
| SPEAG | D1900V2 | 1900 MHz SAR Dipole | 2/23/2019 | Annual | 2/23/2020 | 54548 |
| SPEAG | D1900V2 | 1900 MHz SAR Dipole | 10/23/2018 | Annual | 10/23/2019 | 54549 |
| SPEAG | D1900V2 | 1900 MHz SAR Dipole | 10/23/2018 | Annual | 10/23/2019 | 54080 |
| SPEAG | D2300V2 | 2300 MHz SAR Dipole | 11/8/2017 | Biennial | 11/8/2019 | 1064 |
| SPEAG | D2300V2 | 2300 MHz SAR Dipole | 8/13/2018 | Biennial | 8/13/2020 | 1073 |
| SPEAG | D2450V2 | 2450 MHz SAR Dipole | 8/14/2019 | Annual | 8/14/2020 | 719 |
| SPEAG | D2450V2 | 2450 MHz SAR Dipole | 8/16/2018 | Biennial | 8/16/2020 | 981 |
| SPEAG | D2450V2 | 2450 MHz SAR Dipole | 9/11/2017 | Triennial | 9/11/2020 | 797 |
| SPEAG | D2600V2 | 2600 MHz SAR Dipole | 8/14/2019 | Annual | 8/14/2020 | 1126 |
| SPEAG | D2600V2 | 2600 MHz SAR Dipole | 6/14/2019 | Annual | 6/14/2020 | 1064 |
| SPEAG | D3500V2 | 3500 MHz SAR Dipole | 1/11/2018 | Biennial | 1/11/2020 | 1059 |
| SPEAG | D3700V2 | 3700 MHz SAR Dipole | 1/11/2018 | Biennial | 1/11/2020 | 1018 |
| SPEAG | D5604V2 | 5 GHz SAR Dipole | 8/10/2018 | Biennial | 8/10/2020 | 1237 |
| SPEAG | D5604V2 | 5 GHz SAR Dipole | 1/16/2018 | Biennial | 1/16/2020 | 1067 |
| SPEAG | D750V3 | 750 MHz SAR Dipole | 10/19/2018 | Annual | 10/19/2019 | 1161 |
| SPEAG | D750V3 | 750 MHz SAR Dipole | 1/15/2018 | Biennial | 1/15/2020 | 1003 |
| SPEAG | D835V2 | 835 MHz SAR Dipole | 1/22/2019 | Annual | 1/22/2020 | 44132 |
| SPEAG | D835V2 | 835 MHz SAR Dipole | 10/19/2018 | Annual | 10/19/2019 | 44133 |
| SPEAG | D835V2 | 835 MHz SAR Dipole | 3/13/2019 | Annual | 3/13/2020 | 44007 |
| SPEAG | DAE4 | Dasy Data Acquisition Electronics | 6/20/2019 | Annual | 6/20/2020 | 1334 |
| SPEAG | DAE4 | Dasy Data Acquisition Electronics | 4/18/2019 | Annual | 4/18/2020 | 1407 |
| SPEAG | DAE4 | Dasy Data Acquisition Electronics | 9/17/2019 | Annual | 9/17/2020 | 1333 |
| SPEAG | DAE4 | Dasy Data Acquisition Electronics | 5/8/2019 | Annual | 5/8/2020 | 728 |
| SPEAG | DAE4 | Dasy Data Acquisition Electronics | 7/11/2019 | Annual | 7/11/2020 | 1322 |
| SPEAG | DAE4 | Dasy Data Acquisition Electronics | 2/13/2019 | Annual | 2/13/2020 | 665 |
| SPEAG | DAE4 | Dasy Data Acquisition Electronics | 5/8/2019 | Annual | 5/8/2020 | 859 |
| SPEAG | DAE4 | Dasy Data Acquisition Electronics | 1/15/2019 | Annual | 1/15/2020 | 1530 |
| SPEAG | DAE4 | Dasy Data Acquisition Electronics | 2/14/2019 | Annual | 2/14/2020 | 1272 |
| SPEAG | DAE4 | Dasy Data Acquisition Electronics | 7/11/2019 | Annual | 7/11/2020 | 1323 |
| SPEAG | DAE4 | Data Acquisition Electronics | 12/7/2018 | Annual | 12/7/2019 | 1533 |
| SPEAG | EX3DVA | SAR Probe | 6/19/2019 | Annual | 6/19/2020 | 7409 |
| SPEAG | EX3DVA | SAR Probe | 4/24/2019 | Annual | 4/24/2020 | 7357 |
| SPEAG | EX3DVA | SAR Probe | 9/19/2019 | Annual | 9/19/2020 | 7551 |
| SPEAG | EX3DVA | SAR Probe | 5/16/2019 | Annual | 5/16/2020 | 7538 |
| SPEAG | EX3DVA | SAR Probe | 7/16/2019 | Annual | 7/16/2020 | 7410 |
| SPEAG | EX3DVA | SAR Probe | 2/19/2019 | Annual | 2/19/2020 | 7417 |
| SPEAG | EX3DVA | SAR Probe | 1/25/2019 | Annual | 1/25/2020 | 3689 |
| SPEAG | EX3DVA | SAR Probe | 5/16/2019 | Annual | 5/16/2020 | 7406 |
| SPEAG | EX3DVA | SAR Probe | 1/24/2019 | Annual | 1/24/2020 | 7488 |
| SPEAG | EX3DVA | SAR Probe | 2/19/2019 | Annual | 2/19/2020 | 3914 |
| SPEAG | EX3DVA | SAR Probe | 7/15/2019 | Annual | 7/15/2020 | 7547 |
| SPEAG | DAK-3.5 | Dielectric Parameter Probes | 12/3/2018 | Annual | 12/3/2019 | 1278 |
| SPEAG | DAK-3.5 | Dielectric Assessment Kit | 10/22/2019 | Annual | 10/22/2020 | 1091 |

Notes: 1) All equipment was used solely within its calibration period. 2) CBT (Calibrated Before Testing). Prior to testing, the measurement paths containing a cable, amplifier, attenuator, coupler or filter were connected to a calibrated source (i.e. a signal generator) to determine the losses of the measurement path. The power meter offset was then adjusted to compensate for the measurement system losses. This level offset is stored within the power meter before measurements are made. This calibration verification procedure applies to the system verification and output power measurements. The calibrated reading is then taken directly from the power meter after compensation of the losses for all final power measurements.

| | | | | |
|--------------------------------------|---|-------------------------------|---|---------------------------------|
| FCC ID A3LSMN976U |  | SAR EVALUATION REPORT |  | Approved by: Quality Manager |
| Document S/N: 1M1909040147-01.A3L | Test Dates: 09/10/19 – 11/06/19 | DUT Type: Portable Handset | | Page 208 of 212 |

16 MEASUREMENT UNCERTAINTIES

| a | c | d | e= f(d,k) | f | g | h = c x f/e | i = c x g/e | k |
|---|---------------|----------------|--------------|-----------------------|--------------------------|--------------------------------|----------------------------------|----------------|
| Uncertainty Component | Tol. (± %) | Prob. Dist. | Div. | c ₁ 1gm | c ₁ 10 gms | 1gm u ₁ (± %) | 10gms u ₁ (± %) | v ₁ |
| Measurement System | | | | | | | | |
| Probe Calibration | 6.55 | N | 1 | 1.0 | 1.0 | 6.6 | 6.6 | ∞ |
| Axial Isotropy | 0.25 | N | 1 | 0.7 | 0.7 | 0.2 | 0.2 | ∞ |
| Hemishperical Isotropy | 1.3 | N | 1 | 0.7 | 0.7 | 0.9 | 0.9 | ∞ |
| Boundary Effect | 2.0 | R | 1.73 | 1.0 | 1.0 | 1.2 | 1.2 | ∞ |
| Linearity | 0.3 | N | 1 | 1.0 | 1.0 | 0.3 | 0.3 | ∞ |
| System Detection Limits | 0.25 | R | 1.73 | 1.0 | 1.0 | 0.1 | 0.1 | ∞ |
| Readout Electronics | 0.3 | N | 1 | 1.0 | 1.0 | 0.3 | 0.3 | ∞ |
| Response Time | 0.8 | R | 1.73 | 1.0 | 1.0 | 0.5 | 0.5 | ∞ |
| Integration Time | 2.6 | R | 1.73 | 1.0 | 1.0 | 1.5 | 1.5 | ∞ |
| RF Ambient Conditions - Noise | 3.0 | R | 1.73 | 1.0 | 1.0 | 1.7 | 1.7 | ∞ |
| RF Ambient Conditions - Reflections | 3.0 | R | 1.73 | 1.0 | 1.0 | 1.7 | 1.7 | ∞ |
| Probe Positioner Mechanical Tolerance | 0.4 | R | 1.73 | 1.0 | 1.0 | 0.2 | 0.2 | ∞ |
| Probe Positioning w/ respect to Phantom | 6.7 | R | 1.73 | 1.0 | 1.0 | 3.9 | 3.9 | ∞ |
| Extrapolation, Interpolation & Integration algorithms for Max. SAR Evaluation | 4.0 | R | 1.73 | 1.0 | 1.0 | 2.3 | 2.3 | ∞ |
| Test Sample Related | | | | | | | | |
| Test Sample Positioning | 2.7 | N | 1 | 1.0 | 1.0 | 2.7 | 2.7 | 35 |
| Device Holder Uncertainty | 1.67 | N | 1 | 1.0 | 1.0 | 1.7 | 1.7 | 5 |
| Output Power Variation - SAR drift measurement | 5.0 | R | 1.73 | 1.0 | 1.0 | 2.9 | 2.9 | ∞ |
| SAR Scaling | 0.0 | R | 1.73 | 1.0 | 1.0 | 0.0 | 0.0 | ∞ |
| Phantom & Tissue Parameters | | | | | | | | |
| Phantom Uncertainty (Shape & Thickness tolerances) | 7.6 | R | 1.73 | 1.0 | 1.0 | 4.4 | 4.4 | ∞ |
| Liquid Conductivity - measurement uncertainty | 4.2 | N | 1 | 0.78 | 0.71 | 3.3 | 3.0 | 10 |
| Liquid Permittivity - measurement uncertainty | 4.1 | N | 1 | 0.23 | 0.26 | 1.0 | 1.1 | 10 |
| Liquid Conductivity - Temperature Uncertainty | 3.4 | R | 1.73 | 0.78 | 0.71 | 1.5 | 1.4 | ∞ |
| Liquid Permittivity - Temperature Uncertainty | 0.6 | R | 1.73 | 0.23 | 0.26 | 0.1 | 0.1 | ∞ |
| Liquid Conductivity - deviation from target values | 5.0 | R | 1.73 | 0.64 | 0.43 | 1.8 | 1.2 | ∞ |
| Liquid Permittivity - deviation from target values | 5.0 | R | 1.73 | 0.60 | 0.49 | 1.7 | 1.4 | ∞ |
| Combined Standard Uncertainty (k=1) | RSS | | | | | 11.5 | 11.3 | 60 |
| Expanded Uncertainty (95% CONFIDENCE LEVEL) | k=2 | | | | | 23.0 | 22.6 | |



| | | | | |
|---|---|--------------------------------------|---|--|
| FCC ID A3LSMN976U |  PCTEST ENGINEERING LABORATORY, INC. | SAR EVALUATION REPORT |  | Approved by: Quality Manager |
| Document S/N: 1M1909040147-01.A3L | Test Dates: 09/10/19 – 11/06/19 | DUT Type: Portable Handset | Page 209 of 212 | |

17 CONCLUSION

17.1 Measurement Conclusion



The SAR evaluation indicates that the EUT complies with the RF radiation exposure limits of the FCC and Innovation, Science, and Economic Development Canada, with respect to all parameters subject to this test. These measurements were taken to simulate the RF effects of RF exposure under worst-case conditions. Precise laboratory measures were taken to assure repeatability of the tests. The results and statements relate only to the item(s) tested.

Please note that the absorption and distribution of electromagnetic energy in the body are very complex phenomena that depend on the mass, shape, and size of the body, the orientation of the body with respect to the field vectors, and the electrical properties of both the body and the environment. Other variables that may play a substantial role in possible biological effects are those that characterize the environment (e.g. ambient temperature, air velocity, relative humidity, and body insulation) and those that characterize the individual (e.g. age, gender, activity level, debilitation, or disease). Because various factors may interact with one another to vary the specific biological outcome of an exposure to electromagnetic fields, any protection guide should consider maximal amplification of biological effects as a result of field-body interactions, environmental conditions, and physiological variables. [3]



| | | | | |
|---|---|--------------------------------------|---|--|
| FCC ID A3LSMN976U |  PCTEST ENGINEERING LABORATORY, INC. | SAR EVALUATION REPORT |  | Approved by: Quality Manager |
| Document S/N: 1M1909040147-01.A3L | Test Dates: 09/10/19 – 11/06/19 | DUT Type: Portable Handset | Page 210 of 212 | |

18 REFERENCES

- [1] Federal Communications Commission, ET Docket 93-62, Guidelines for Evaluating the Environmental Effects of Radiofrequency Radiation, Aug. 1996.
- [2] ANSI/IEEE C95.1-2005, American National Standard safety levels with respect to human exposure to radio frequency electromagnetic fields, 3kHz to 300GHz, New York: IEEE, 2006.
- [3] ANSI/IEEE C95.1-1992, American National Standard safety levels with respect to human exposure to radio frequency electromagnetic fields, 3kHz to 300GHz, New York: IEEE, Sept. 1992.
- [4] ANSI/IEEE C95.3-2002, IEEE Recommended Practice for the Measurement of Potentially Hazardous Electromagnetic Fields - RF and Microwave, New York: IEEE, December 2002.
- [5] IEEE Standards Coordinating Committee 39 –Standards Coordinating Committee 34 – IEEE Std. 1528-2013, IEEE Recommended Practice for Determining the Peak Spatial-Average Specific Absorption Rate (SAR) in the Human Head from Wireless Communications Devices: Measurement Techniques.
- [6] NCRP, National Council on Radiation Protection and Measurements, Biological Effects and Exposure Criteria for RadioFrequency Electromagnetic Fields, NCRP Report No. 86, 1986. Reprinted Feb. 1995.
- [7] T. Schmid, O. Egger, N. Kuster, Automated E-field scanning system for dosimetric assessments, IEEE Transaction on Microwave Theory and Techniques, vol. 44, Jan. 1996, pp. 105-113.
- [8] K. Pokovic, T. Schmid, N. Kuster, Robust setup for precise calibration of E-field probes in tissue simulating liquids at mobile communications frequencies, ICECOM97, Oct. 1997, pp. 1 -124.
- [9] K. Pokovic, T. Schmid, and N. Kuster, E-field Probe with improved isotropy in brain simulating liquids, Proceedings of the ELMAR, Zadar, Croatia, June 23-25, 1996, pp. 172-175.
- [10] Schmid & Partner Engineering AG, Application Note: Data Storage and Evaluation, June 1998, p2.
- [11] V. Hombach, K. Meier, M. Burkhardt, E. Kuhn, N. Kuster, The Dependence of EM Energy Absorption upon Human Modeling at 900 MHz, IEEE Transaction on Microwave Theory and Techniques, vol. 44 no. 10, Oct. 1996, pp. 1865-1873.
- [12] N. Kuster and Q. Balzano, Energy absorption mechanism by biological bodies in the near field of dipole antennas above 300MHz, IEEE Transaction on Vehicular Technology, vol. 41, no. 1, Feb. 1992, pp. 17-23.
- [13] G. Hartsgrove, A. Kraszewski, A. Surowiec, Simulated Biological Materials for Electromagnetic Radiation Absorption Studies, University of Ottawa, Bioelectromagnetics, Canada: 1987, pp. 29-36.
- [14] Q. Balzano, O. Garay, T. Manning Jr., Electromagnetic Energy Exposure of Simulated Users of Portable Cellular Telephones, IEEE Transactions on Vehicular Technology, vol. 44, no.3, Aug. 1995.
- [15] W. Gander, Computermathematick, Birkhaeuser, Basel, 1992.
- [16] W.H. Press, S.A. Teukolsky, W.T. Vetterling, and B.P. Flannery, Numerical Recipes in C, The Art of Scientific Computing, Second edition, Cambridge University Press, 1992.
- [17] N. Kuster, R. Kastle, T. Schmid, Dosimetric evaluation of mobile communications equipment with known precision, IEEE Transaction on Communications, vol. E80-B, no. 5, May 1997, pp. 645-652.

| | | | | |
|---|---|--------------------------------------|---|--|
| FCC ID A3LSMN976U |  PCTEST ENGINEERING LABORATORY, INC. | SAR EVALUATION REPORT |  | Approved by: Quality Manager |
| Document S/N: 1M1909040147-01.A3L | Test Dates: 09/10/19 – 11/06/19 | DUT Type: Portable Handset | Page 211 of 212 | |

- [18] CENELEC CLC/SC111B, European Prestandard (prENV 50166-2), Human Exposure to Electromagnetic Fields High-frequency: 10kHz-300GHz, Jan. 1995.
- [19] Prof. Dr. Niels Kuster, ETH, Eidgenössische Technische Hochschule Zürich, Dosimetric Evaluation of the Cellular Phone.
- [20] IEC 62209-1, Measurement procedure for the assessment of specific absorption rate of human exposure to radio frequency fields from hand-held and body-mounted wireless communication devices - Part 1: Devices used next to the ear (Frequency range of 300 MHz to 6 GHz), July 2016.
- [21] Innovation, Science, Economic Development Canada RSS-102 Radio Frequency Exposure Compliance of Radiocommunication Apparatus (All Frequency Bands) Issue 5, March 2015.
- [22] Health Canada Safety Code 6 Limits of Human Exposure to Radio Frequency Electromagnetic Fields in the Frequency Range from 3 kHz – 300 GHz, 2015
- [23] FCC SAR Test Procedures for 2G-3G Devices, Mobile Hotspot and UMPC Devices KDB Publications 941225, D01-D07
- [24] SAR Measurement Guidance for IEEE 802.11 Transmitters, KDB Publication 248227 D01
- [25] FCC SAR Considerations for Handsets with Multiple Transmitters and Antennas, KDB Publications 648474 D03-D04
- [26] FCC SAR Evaluation Considerations for Laptop, Notebook, Netbook and Tablet Computers, FCC KDB Publication 616217 D04
- [27] FCC SAR Measurement and Reporting Requirements for 100MHz – 6 GHz, KDB Publications 865664 D01-D02
- [28] FCC General RF Exposure Guidance and SAR Procedures for Dongles, KDB Publication 447498, D01-D02
- [29] Anexo à Resolução No. 533, de 10 de Setembro de 2009.
- [30] IEC 62209-2, Human exposure to radio frequency fields from hand-held and body-mounted wireless communication devices - Human models, instrumentation, and procedures - Part 2: Procedure to determine the specific absorption rate (SAR) for wireless communication devices used in close proximity to the human body (frequency range of 30 MHz to 6 GHz), Mar. 2010.

| | | | | |
|---|---|--------------------------------------|---|--|
| FCC ID A3LSMN976U |  PCTEST ENGINEERING LABORATORY, INC. | SAR EVALUATION REPORT |  | Approved by: Quality Manager |
| Document S/N: 1M1909040147-01.A3L | Test Dates: 09/10/19 – 11/06/19 | DUT Type: Portable Handset | Page 212 of 212 | |

APPENDIX A: SAR TEST DATA

PCTEST ENGINEERING LABORATORY, INC.

DUT: A3LSMN976U; Type: Portable Handset; Serial: 0098M

Communication System: UID 0, GSM; Frequency: 836.6 MHz; Duty Cycle: 1:8.3
Medium: 835 Head Medium parameters used (interpolated):
 $f = 836.6 \text{ MHz}$; $\sigma = 0.919 \text{ S/m}$; $\epsilon_r = 41.18$; $\rho = 1000 \text{ kg/m}^3$
Phantom section: Right Section

Test Date: 10-02-2019; Ambient Temp: 20.4°C; Tissue Temp: 20.2°C

Probe: EX3DV4 - SN7551; ConvF(9.88, 9.88, 9.88) @ 836.6 MHz; Calibrated: 9/19/2019
Sensor-Surface: 1.4mm (Mechanical Surface Detection)
Electronics: DAE4 Sn1333; Calibrated: 9/17/2019
Phantom: Twin-SAM V4.0 (30); Type: QD 000 P40 CC; Serial: 1177
Measurement SW: DASY52, Version 52.10 (2);SEMCAD X Version 14.6.12 (7470)

Mode: GSM 850, Right Head, Cheek, Mid.ch

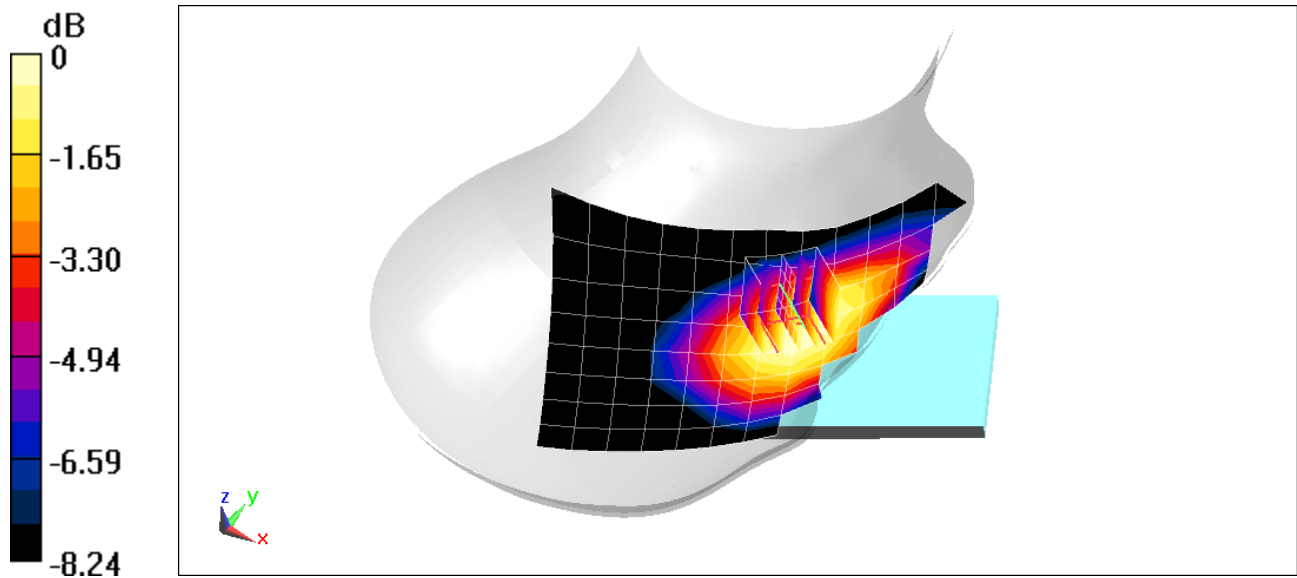
Area Scan (9x15x1): Measurement grid: dx=15mm, dy=15mm

Zoom Scan (5x5x7)/Cube 0: Measurement grid: dx=8mm, dy=8mm, dz=5mm

Reference Value = 9.991 V/m; Power Drift = -0.12 dB

Peak SAR (extrapolated) = 0.105 W/kg

SAR(1 g) = 0.085 W/kg



0 dB = 0.0980 W/kg = -10.09 dBW/kg

PCTEST ENGINEERING LABORATORY, INC.

DUT: A3LSMN976U; Type: Portable Handset; Serial: 0099M

Communication System: UID 0, GSM; Frequency: 1880 MHz; Duty Cycle: 1:8.3

Medium: 1900 Head Medium parameters used:

$f = 1880 \text{ MHz}$; $\sigma = 1.42 \text{ S/m}$; $\epsilon_r = 39.175$; $\rho = 1000 \text{ kg/m}^3$

Phantom section: Left Section

Test Date: 09-30-2019; Ambient Temp: 21.9°C; Tissue Temp: 20.5°C

Probe: EX3DV4 - SN7409; ConvF(8.01, 8.01, 8.01) @ 1880 MHz; Calibrated: 6/19/2019

Sensor-Surface: 1.4mm (Mechanical Surface Detection)

Electronics: DAE4 Sn1334; Calibrated: 6/20/2019

Phantom: Front; Type: QD 000 P40 CD; Serial: 1686

Measurement SW: DASY52, Version 52.10 (2);SEMCAD X Version 14.6.12 (7470)

Mode: GSM 1900, Left Head, Cheek, Mid.ch

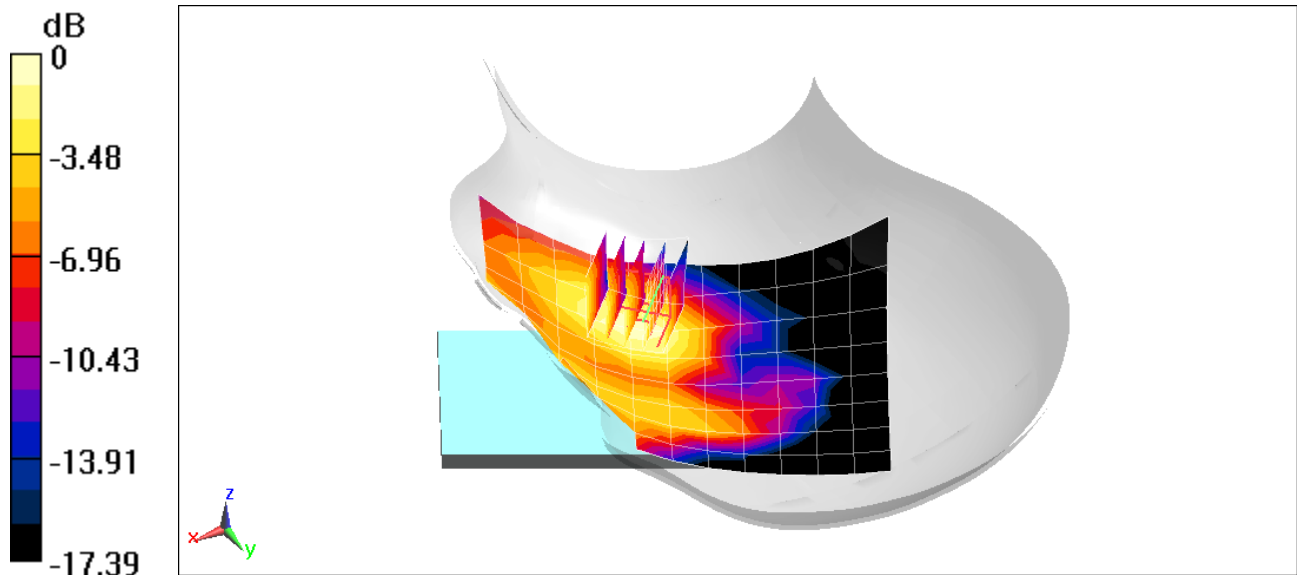
Area Scan (9x15x1): Measurement grid: dx=15mm, dy=15mm

Zoom Scan (5x5x7)/Cube 0: Measurement grid: dx=8mm, dy=8mm, dz=5mm

Reference Value = 5.424 V/m; Power Drift = 0.16 dB

Peak SAR (extrapolated) = 0.0660 W/kg

SAR(1 g) = 0.041 W/kg



0 dB = 0.0554 W/kg = -12.56 dBW/kg

PCTEST ENGINEERING LABORATORY, INC.

DUT: A3LSMN976U; Type: Portable Handset; Serial: 0098M

Communication System: UID 0, UMTS; Frequency: 836.6 MHz; Duty Cycle: 1:1
Medium: 835 Head Medium parameters used (interpolated):
 $f = 836.6 \text{ MHz}$; $\sigma = 0.919 \text{ S/m}$; $\epsilon_r = 41.18$; $\rho = 1000 \text{ kg/m}^3$
Phantom section: Right Section

Test Date: 10-02-2019; Ambient Temp: 20.4°C; Tissue Temp: 20.2°C

Probe: EX3DV4 - SN7551; ConvF(9.88, 9.88, 9.88) @ 836.6 MHz; Calibrated: 9/19/2019
Sensor-Surface: 1.4mm (Mechanical Surface Detection)
Electronics: DAE4 Sn1333; Calibrated: 9/17/2019
Phantom: Twin-SAM V4.0 (30); Type: QD 000 P40 CC; Serial: 1177
Measurement SW: DASY52, Version 52.10 (2);SEMCAD X Version 14.6.12 (7470)

Mode: UMTS 850, Right Head, Cheek, Mid.ch

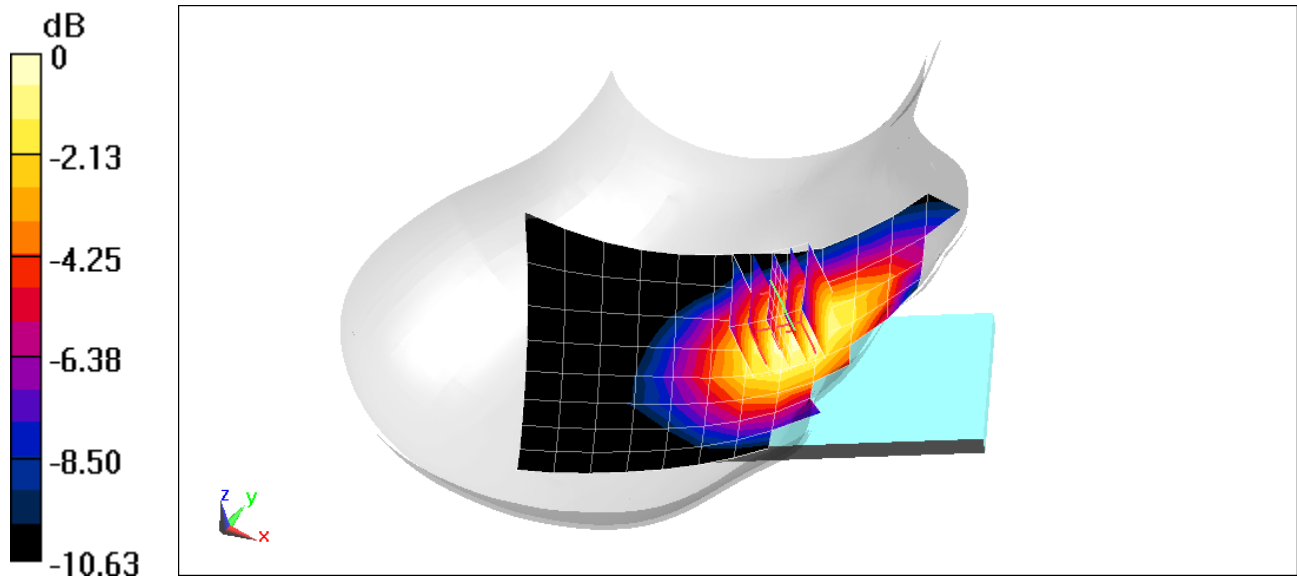
Area Scan (9x15x1): Measurement grid: dx=15mm, dy=15mm

Zoom Scan (6x5x7)/Cube 0: Measurement grid: dx=8mm, dy=8mm, dz=5mm

Reference Value = 14.02 V/m; Power Drift = 0.02 dB

Peak SAR (extrapolated) = 0.230 W/kg

SAR(1 g) = 0.174 W/kg



0 dB = 0.210 W/kg = -6.78 dBW/kg

PCTEST ENGINEERING LABORATORY, INC.

DUT: A3LSMN976U; Type: Portable Handset; Serial: 0099M

Communication System: UID 0, UMTS; Frequency: 1732.4 MHz; Duty Cycle: 1:1
Medium: 1750 Head Medium parameters used (interpolated):
 $f = 1732.4$ MHz; $\sigma = 1.358$ S/m; $\epsilon_r = 39.127$; $\rho = 1000$ kg/m³
Phantom section: Left Section

Test Date: 10-02-2019; Ambient Temp: 21.9°C; Tissue Temp: 21.8°C

Probe: EX3DV4 - SN7409; ConvF(8.32, 8.32, 8.32) @ 1732.4 MHz; Calibrated: 6/19/2019
Sensor-Surface: 1.4mm (Mechanical Surface Detection)
Electronics: DAE4 Sn1334; Calibrated: 6/20/2019
Phantom: Front; Type: QD 000 P40 CD; Serial: 1686
Measurement SW: DASY52, Version 52.10 (2);SEMCAD X Version 14.6.12 (7470)

Mode: UMTS 1750, Left Head, Cheek, Mid.ch

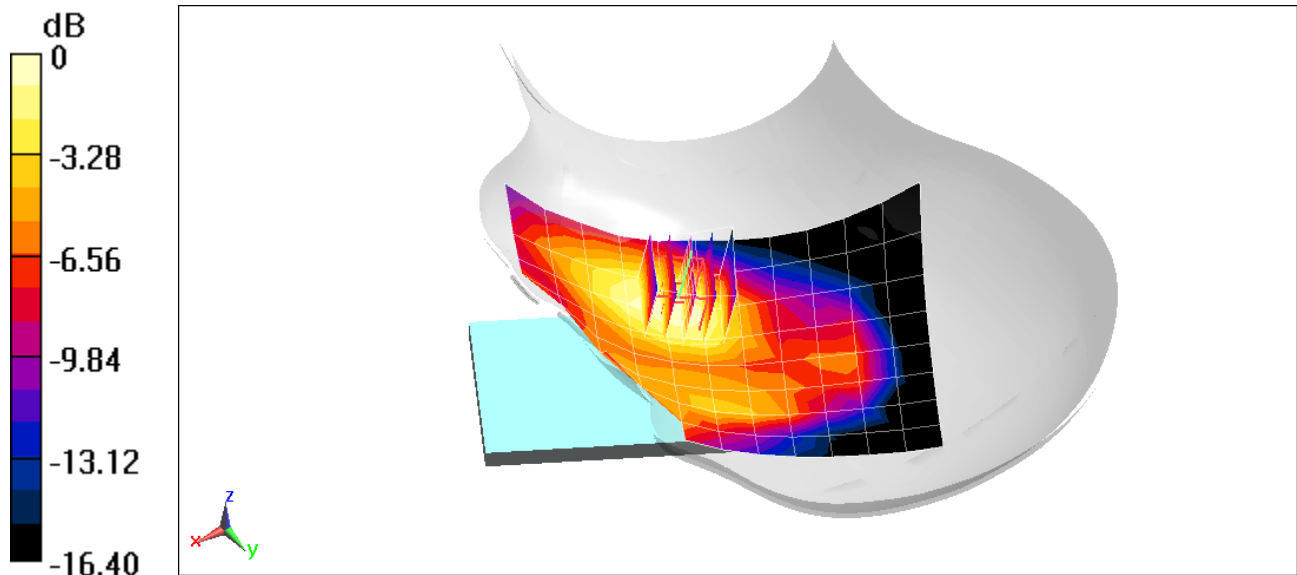
Area Scan (9x15x1): Measurement grid: dx=15mm, dy=15mm

Zoom Scan (5x5x7)/Cube 0: Measurement grid: dx=8mm, dy=8mm, dz=5mm

Reference Value = 10.64 V/m; Power Drift = -0.01 dB

Peak SAR (extrapolated) = 0.229 W/kg

SAR(1 g) = 0.144 W/kg



0 dB = 0.188 W/kg = -7.26 dBW/kg

PCTEST ENGINEERING LABORATORY, INC.

DUT: A3LSMN976U; Type: Portable Handset; Serial: 0099M

Communication System: UID 0, UMTS; Frequency: 1880 MHz; Duty Cycle: 1:1
Medium: 1900 Head Medium parameters used:
 $f = 1880 \text{ MHz}$; $\sigma = 1.42 \text{ S/m}$; $\epsilon_r = 39.175$; $\rho = 1000 \text{ kg/m}^3$
Phantom section: Left Section

Test Date: 09-30-2019; Ambient Temp: 21.9°C; Tissue Temp: 20.5°C

Probe: EX3DV4 - SN7409; ConvF(8.01, 8.01, 8.01) @ 1880 MHz; Calibrated: 6/19/2019
Sensor-Surface: 1.4mm (Mechanical Surface Detection)
Electronics: DAE4 Sn1334; Calibrated: 6/20/2019
Phantom: Front; Type: QD 000 P40 CD; Serial: 1686
Measurement SW: DASY52, Version 52.10 (2);SEMCAD X Version 14.6.12 (7470)

Mode: UMTS 1900, Left Head, Cheek, Mid.ch

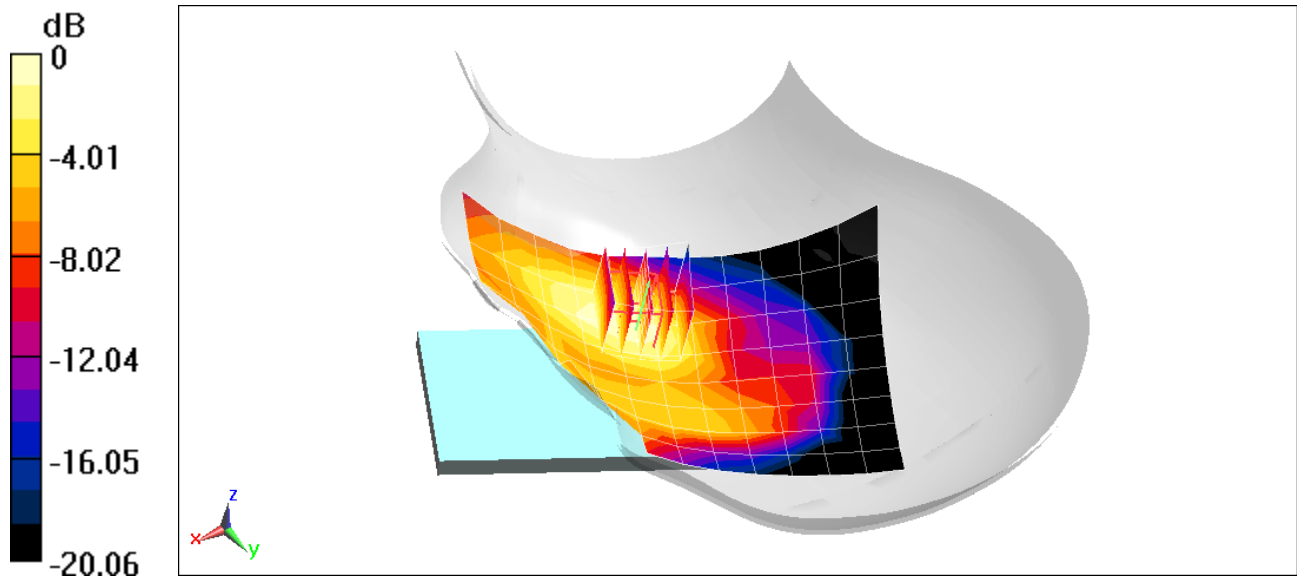
Area Scan (9x15x1): Measurement grid: dx=15mm, dy=15mm

Zoom Scan (5x5x7)/Cube 0: Measurement grid: dx=8mm, dy=8mm, dz=5mm

Reference Value = 10.03 V/m; Power Drift = 0.13 dB

Peak SAR (extrapolated) = 0.222 W/kg

SAR(1 g) = 0.139 W/kg



0 dB = 0.187 W/kg = -7.28 dBW/kg

PCTEST ENGINEERING LABORATORY, INC.

DUT: A3LSMN976U; Type: Portable Handset; Serial: 0103M

Communication System: UID 0, LTE Band 71; Frequency: 680.5 MHz; Duty Cycle: 1:1
Medium: 750 Head Medium parameters used (interpolated):
 $f = 680.5 \text{ MHz}$; $\sigma = 0.864 \text{ S/m}$; $\epsilon_r = 42.218$; $\rho = 1000 \text{ kg/m}^3$
Phantom section: Right Section

Test Date: 09-23-2019; Ambient Temp: 21.5°C; Tissue Temp: 20.4°C

Probe: EX3DV4 - SN7409; ConvF(9.96, 9.96, 9.96) @ 680.5 MHz; Calibrated: 6/19/2019
Sensor-Surface: 1.4mm (Mechanical Surface Detection)
Electronics: DAE4 Sn1334; Calibrated: 6/20/2019
Phantom: Front; Type: QD 000 P40 CD; Serial: 1686
Measurement SW: DASY52, Version 52.10 (2);SEMCAD X Version 14.6.12 (7470)

**Mode: LTE Band 71, Right Head, Cheek, Mid.ch,
20 MHz Bandwidth, QPSK, 1 RB, 0 RB Offset**

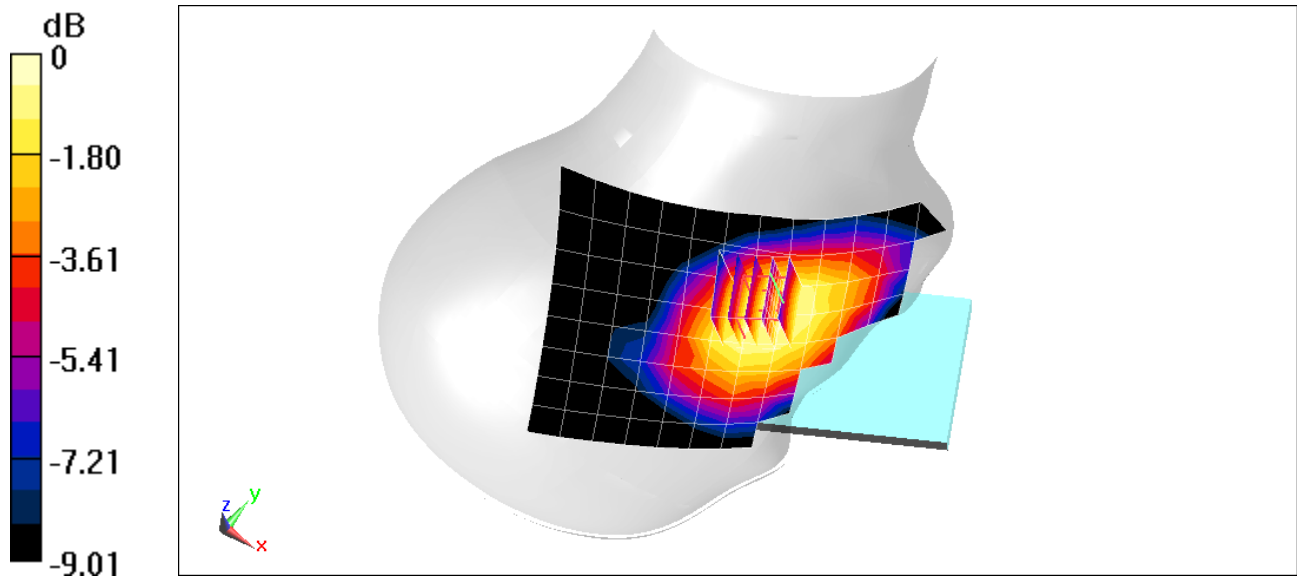
Area Scan (9x15x1): Measurement grid: dx=15mm, dy=15mm

Zoom Scan (5x5x7)/Cube 0: Measurement grid: dx=8mm, dy=8mm, dz=5mm

Reference Value = 10.63 V/m; Power Drift = 0.11 dB

Peak SAR (extrapolated) = 0.118 W/kg

SAR(1 g) = 0.090 W/kg



0 dB = 0.107 W/kg = -9.71 dBW/kg

PCTEST ENGINEERING LABORATORY, INC.

DUT: A3LSMN976U; Type: Portable Handset; Serial: 0428M

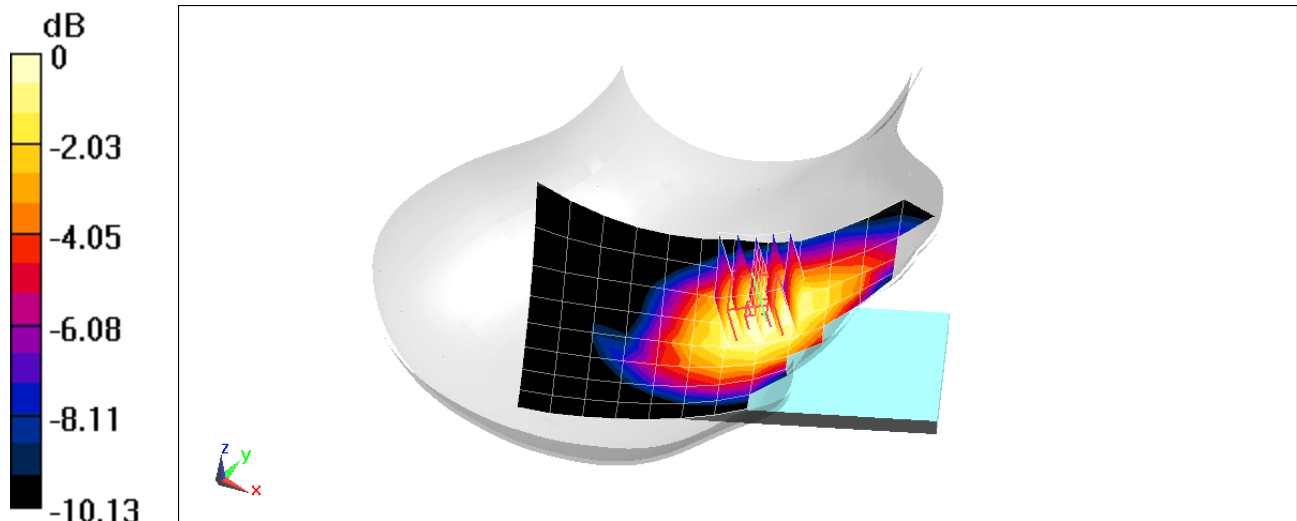
Communication System: UID 0, n71; Frequency: 680.5 MHz; Duty Cycle: 1:1
Medium: 750 Head Medium parameters used (interpolated):
 $f = 680.5 \text{ MHz}$; $\sigma = 0.864 \text{ S/m}$; $\epsilon_r = 41.71$; $\rho = 1000 \text{ kg/m}^3$
Phantom section: Right Section

Test Date: 10-21-2019; Ambient Temp: 21.4°C; Tissue Temp: 21.1°C

Probe: EX3DV4 - SN7357; ConvF(10.26, 10.26, 10.26) @ 680.5 MHz; Calibrated: 4/24/2019
Sensor-Surface: 1.4mm (Mechanical Surface Detection)
Electronics: DAE4 Sn1407; Calibrated: 4/18/2019
Phantom: Twin-SAM V4.0 (30); Type: QD 000 P40 CC; Serial: 1167
Measurement SW: DASY52, Version 52.10 (2); SEMCAD X Version 14.6.12 (7470)

**Mode: NR Band n71, Right Head, Cheek, Mid.ch,
20 MHz Bandwidth, DFT-s-OFDM QPSK, 1 RB, 53 RB Offset**

Area Scan (9x15x1): Measurement grid: dx=15mm, dy=15mm
Zoom Scan (6x5x7)/Cube 0: Measurement grid: dx=8mm, dy=8mm, dz=5mm
Reference Value = 11.39 V/m; Power Drift = 0.13 dB
Peak SAR (extrapolated) = 0.128 W/kg
SAR(1 g) = 0.103 W/kg



0 dB = 0.118 W/kg = -9.28 dBW/kg

PCTEST ENGINEERING LABORATORY, INC.

DUT: A3LSMN976U; Type: Portable Handset; Serial: 0103M

Communication System: UID 0, LTE Band 12; Frequency: 707.5 MHz; Duty Cycle: 1:1

Medium: 750 Head Medium parameters used (interpolated):

$f = 707.5$ MHz; $\sigma = 0.873$ S/m; $\epsilon_r = 41.621$; $\rho = 1000$ kg/m³

Phantom section: Right Section

Test Date: 10-21-2019; Ambient Temp: 21.4°C; Tissue Temp: 21.1°C

Probe: EX3DV4 - SN7357; ConvF(10.26, 10.26, 10.26) @ 707.5 MHz; Calibrated: 4/24/2019

Sensor-Surface: 1.4mm (Mechanical Surface Detection)

Electronics: DAE4 Sn1407; Calibrated: 4/18/2019

Phantom: Twin-SAM V4.0 (30); Type: QD 000 P40 CC; Serial: 1167

Measurement SW: DASY52, Version 52.10 (2);SEMCAD X Version 14.6.12 (7470)

**Mode: LTE Band 12, Right Head, Cheek, Mid.ch,
10 MHz Bandwidth, QPSK, 1 RB, 0 RB Offset**

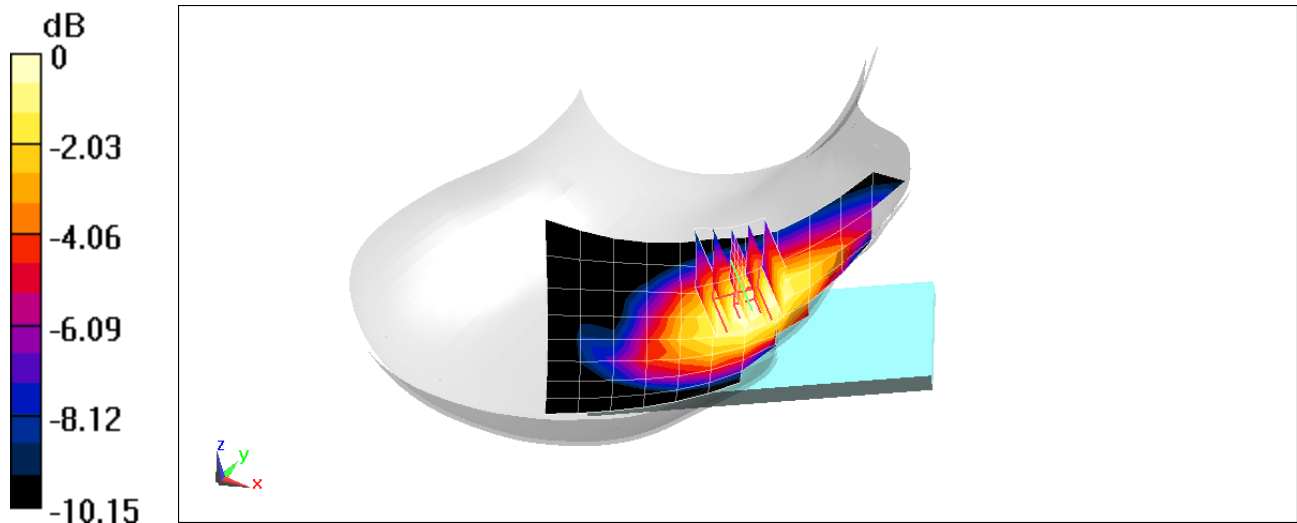
Area Scan (9x14x1): Measurement grid: dx=15mm, dy=15mm

Zoom Scan (6x5x7)/Cube 0: Measurement grid: dx=8mm, dy=8mm, dz=5mm

Reference Value = 10.30 V/m; Power Drift = 0.10 dB

Peak SAR (extrapolated) = 0.104 W/kg

SAR(1 g) = 0.084 W/kg



0 dB = 0.0977 W/kg = -10.10 dBW/kg

PCTEST ENGINEERING LABORATORY, INC.

DUT: A3LSMN976U; Type: Portable Handset; Serial: 0103M

Communication System: UID 0, LTE Band 13; Frequency: 782 MHz; Duty Cycle: 1:1
Medium: 750 Head Medium parameters used (interpolated):
 $f = 782 \text{ MHz}$; $\sigma = 0.9 \text{ S/m}$; $\epsilon_r = 41.393$; $\rho = 1000 \text{ kg/m}^3$
Phantom section: Left Section

Test Date: 10-21-2019; Ambient Temp: 21.4°C; Tissue Temp: 21.1°C

Probe: EX3DV4 - SN7357; ConvF(10.26, 10.26, 10.26) @ 782 MHz; Calibrated: 4/24/2019
Sensor-Surface: 1.4mm (Mechanical Surface Detection)
Electronics: DAE4 Sn1407; Calibrated: 4/18/2019
Phantom: Twin-SAM V4.0 (30); Type: QD 000 P40 CC; Serial: 1167
Measurement SW: DASY52, Version 52.10 (2);SEMCAD X Version 14.6.12 (7470)

**Mode: LTE Band 13, Left Head, Cheek, Mid.ch,
QPSK, 10 MHz Bandwidth, 1 RB, 0 RB Offset**

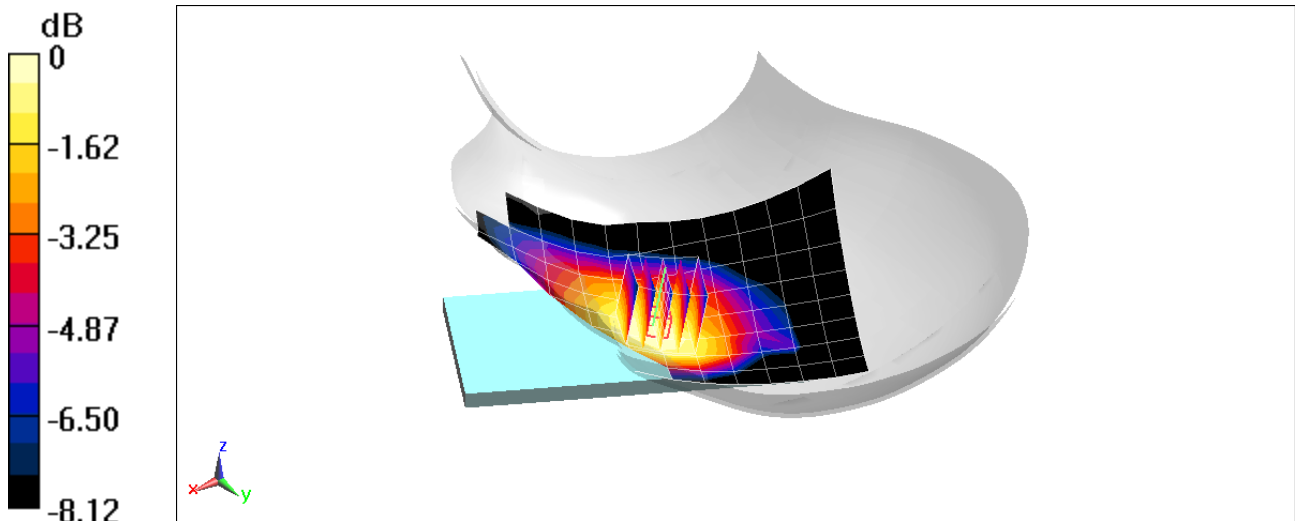
Area Scan (9x14x1): Measurement grid: dx=15mm, dy=15mm

Zoom Scan (5x5x7)/Cube 0: Measurement grid: dx=8mm, dy=8mm, dz=5mm

Reference Value = 11.04 V/m; Power Drift = 0.11 dB

Peak SAR (extrapolated) = 0.124 W/kg

SAR(1 g) = 0.101 W/kg



0 dB = 0.116 W/kg = -9.36 dBW/kg

PCTEST ENGINEERING LABORATORY, INC.

DUT: A3LSMN976U; Type: Portable Handset; Serial: 0103M

Communication System: UID 0, LTE Band 14; Frequency: 793 MHz; Duty Cycle: 1:1
Medium: 750 Head Medium parameters used (interpolated):
 $f = 793 \text{ MHz}$; $\sigma = 0.903 \text{ S/m}$; $\epsilon_r = 41.863$; $\rho = 1000 \text{ kg/m}^3$
Phantom section: Right Section

Test Date: 09-23-2019; Ambient Temp: 21.5°C; Tissue Temp: 20.4°C

Probe: EX3DV4 - SN7409; ConvF(9.96, 9.96, 9.96) @ 793 MHz; Calibrated: 6/19/2019
Sensor-Surface: 1.4mm (Mechanical Surface Detection)
Electronics: DAE4 Sn1334; Calibrated: 6/20/2019
Phantom: Front; Type: QD 000 P40 CD; Serial: 1686
Measurement SW: DASY52, Version 52.10 (2);SEMCAD X Version 14.6.12 (7470)

**Mode: LTE Band 14, Right Head, Cheek, Mid.ch,
10 MHz Bandwidth, QPSK, 1 RB, 0 RB Offset**

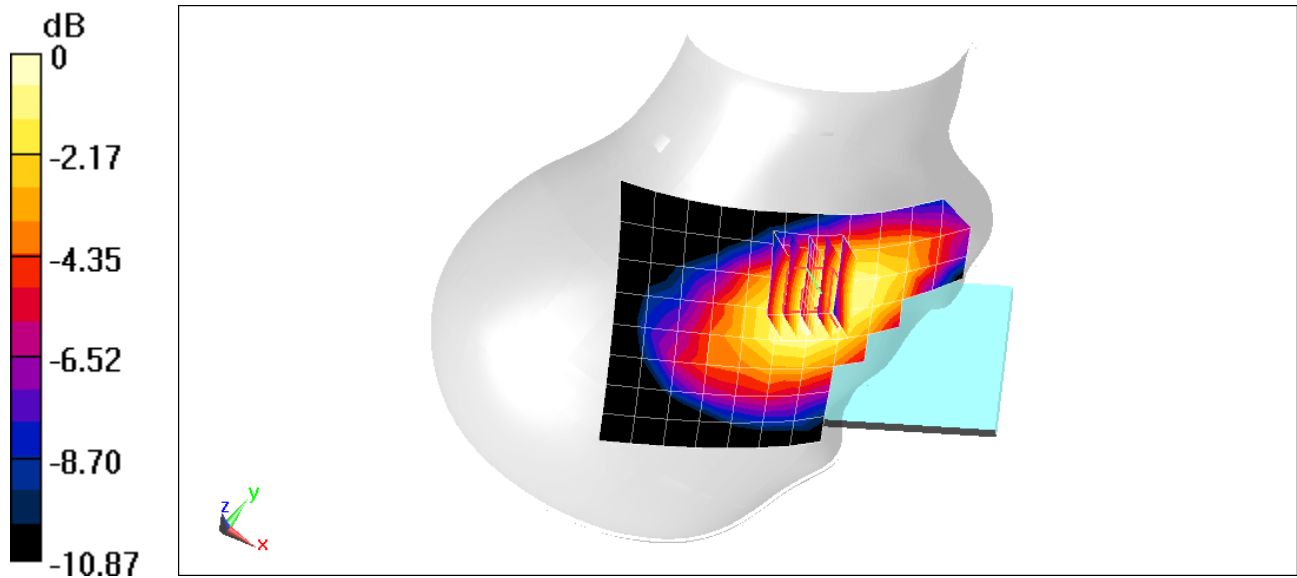
Area Scan (9x13x1): Measurement grid: dx=15mm, dy=15mm

Zoom Scan (6x5x7)/Cube 0: Measurement grid: dx=8mm, dy=8mm, dz=5mm

Reference Value = 11.58 V/m; Power Drift = -0.07 dB

Peak SAR (extrapolated) = 0.145 W/kg

SAR(1 g) = 0.109 W/kg



0 dB = 0.131 W/kg = -8.83 dBW/kg

PCTEST ENGINEERING LABORATORY, INC.

DUT: A3LSMN976U; Type: Portable Handset; Serial: 0103M

Communication System: UID 0, LTE Band 26; Frequency: 831.5 MHz; Duty Cycle: 1:1
Medium: 835 Head Medium parameters used (interpolated):
 $f = 831.5 \text{ MHz}$; $\sigma = 0.917 \text{ S/m}$; $\epsilon_r = 42.724$; $\rho = 1000 \text{ kg/m}^3$
Phantom section: Right Section

Test Date: 10-24-2019; Ambient Temp: 21.8°C; Tissue Temp: 21.2°C

Probe: EX3DV4 - SN7357; ConvF(9.91, 9.91, 9.91) @ 831.5 MHz; Calibrated: 4/24/2019
Sensor-Surface: 1.4mm (Mechanical Surface Detection)
Electronics: DAE4 Sn1407; Calibrated: 4/18/2019
Phantom: Twin-SAM V4.0 (30); Type: QD 000 P40 CC; Serial: 1167
Measurement SW: DASY52, Version 52.10 (2); SEMCAD X Version 14.6.12 (7470)

**Mode: LTE Band 26 (Cell.), Right Head, Cheek, Mid.ch,
15 MHz Bandwidth, QPSK, 1 RB, 0 RB Offset**

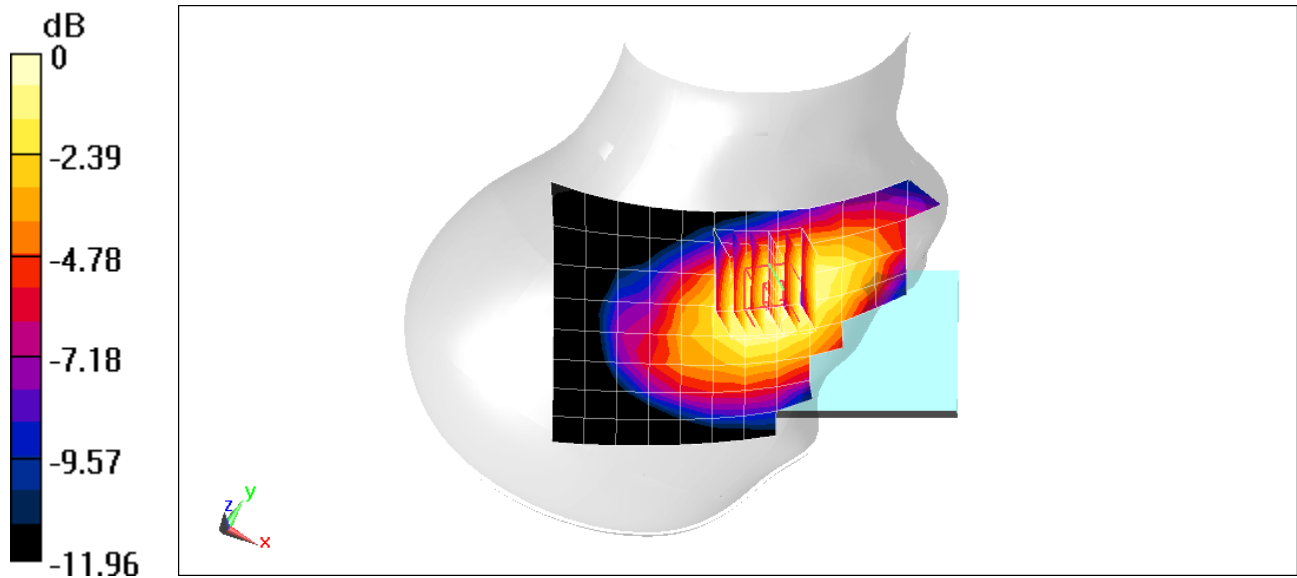
Area Scan (9x15x1): Measurement grid: dx=15mm, dy=15mm

Zoom Scan (6x5x7)/Cube 0: Measurement grid: dx=8mm, dy=8mm, dz=5mm

Reference Value = 13.38 V/m; Power Drift = 0.08 dB

Peak SAR (extrapolated) = 0.186 W/kg

SAR(1 g) = 0.147 W/kg



0 dB = 0.209 W/kg = -6.80 dBW/kg

PCTEST ENGINEERING LABORATORY, INC.

DUT: A3LSMN976U; Type: Portable Handset; Serial: 0103M

Communication System: UID 0, LTE Band 5 (Cell.); Frequency: 836.5 MHz; Duty Cycle: 1:1
Medium: 835 Head Medium parameters used (interpolated):
 $f = 836.5 \text{ MHz}$; $\sigma = 0.933 \text{ S/m}$; $\epsilon_r = 42.796$; $\rho = 1000 \text{ kg/m}^3$
Phantom section: Right Section

Test Date: 10-09-2019; Ambient Temp: 22.3°C; Tissue Temp: 21.2°C

Probe: EX3DV4 - SN7409; ConvF(9.7, 9.7, 9.7) @ 836.5 MHz; Calibrated: 6/19/2019
Sensor-Surface: 1.4mm (Mechanical Surface Detection)
Electronics: DAE4 Sn1334; Calibrated: 6/20/2019
Phantom: Front; Type: QD 000 P40 CD; Serial: 1686
Measurement SW: DASY52, Version 52.10 (2);SEMCAD X Version 14.6.12 (7470)

Mode: LTE Band 5 (Cell.), ULCA, Right Head, Cheek, Mid.ch,
PCC: Ch. 20525, 10 MHz Bandwidth, QPSK, 1 RB, 0 RB Offset
SCC: Ch. 20453, 5 MHz Bandwidth, QPSK, 1 RB, 24 RB Offset

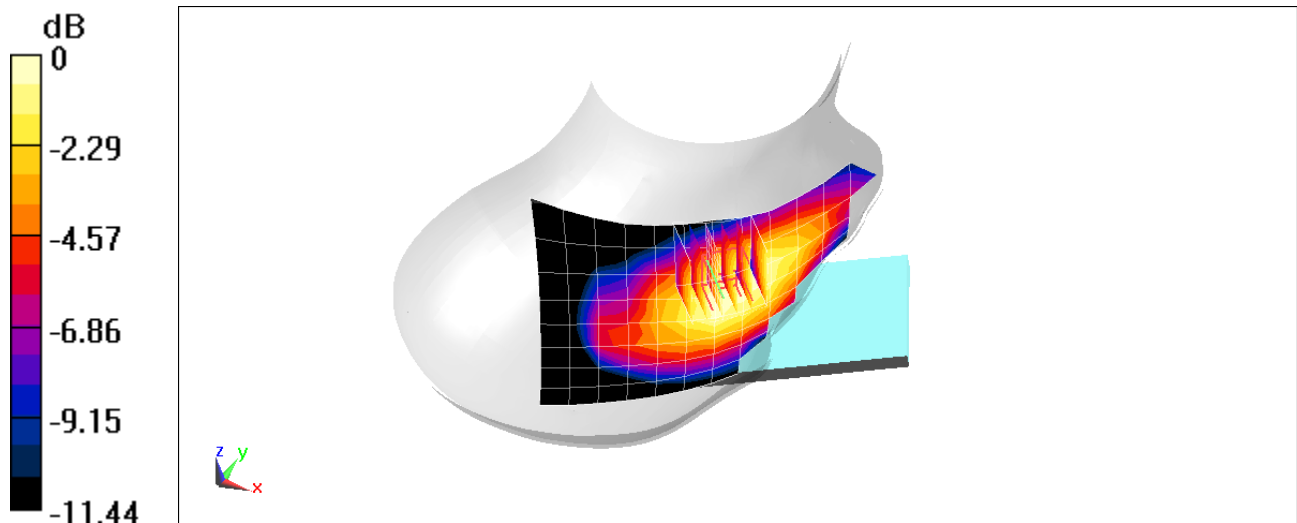
Area Scan (9x15x1): Measurement grid: dx=15mm, dy=15mm

Zoom Scan (6x6x7)/Cube 0: Measurement grid: dx=8mm, dy=8mm, dz=5mm

Reference Value = 14.16 V/m; Power Drift = 0.07 dB

Peak SAR (extrapolated) = 0.229 W/kg

SAR(1 g) = 0.171 W/kg



0 dB = 0.207 W/kg = -6.84 dBW/kg

PCTEST ENGINEERING LABORATORY, INC.

DUT: A3LSMN976U; Type: Portable Handset; Serial: 0665M

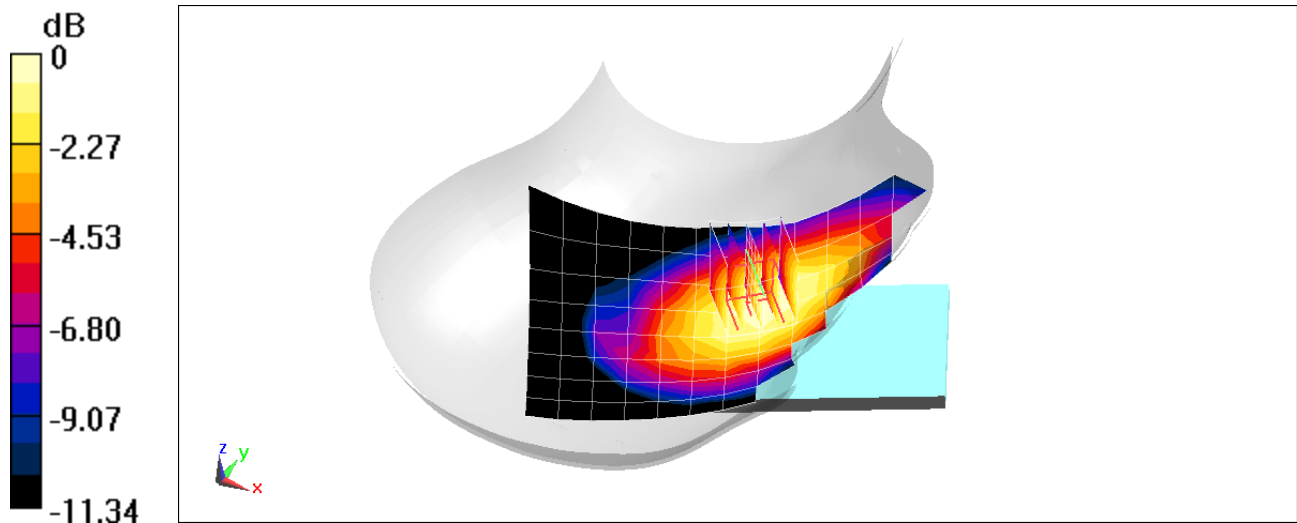
Communication System: UID 0, NR Band n5; Frequency: 836.5 MHz; Duty Cycle: 1:1
Medium: 835 Head Medium parameters used (interpolated):
 $f = 836.5$ MHz; $\sigma = 0.92$ S/m; $\epsilon_r = 41.237$; $\rho = 1000$ kg/m³
Phantom section: Right Section

Test Date: 10-21-2019; Ambient Temp: 21.4°C; Tissue Temp: 21.1°C

Probe: EX3DV4 - SN7357; ConvF(9.91, 9.91, 9.91) @ 836.5 MHz; Calibrated: 4/24/2019
Sensor-Surface: 1.4mm (Mechanical Surface Detection)
Electronics: DAE4 Sn1407; Calibrated: 4/18/2019
Phantom: Twin-SAM V4.0 (30); Type: QD 000 P40 CC; Serial: 1167
Measurement SW: DASY52, Version 52.10 (2); SEMCAD X Version 14.6.12 (7470)

**Mode: NR Band n5, Right Head, Cheek, Mid.ch,
20 MHz Bandwidth, DFT-s-OFDM QPSK, 1 RB, 1 RB Offset**

Area Scan (9x15x1): Measurement grid: dx=15mm, dy=15mm
Zoom Scan (6x5x7)/Cube 0: Measurement grid: dx=8mm, dy=8mm, dz=5mm
Reference Value = 14.08 V/m; Power Drift = 0.13 dB
Peak SAR (extrapolated) = 0.211 W/kg
SAR(1 g) = 0.168 W/kg



0 dB = 0.194 W/kg = -7.12 dBW/kg

PCTEST ENGINEERING LABORATORY, INC.

DUT: A3LSMN976U; Type: Portable Handset; Serial: 0096M

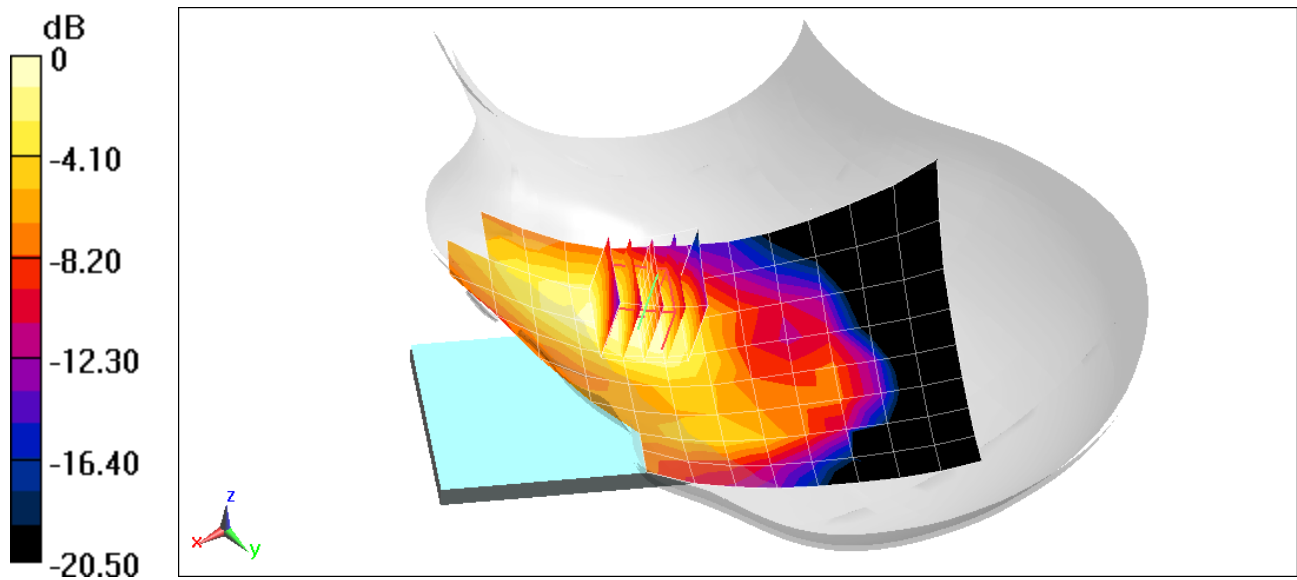
Communication System: UID 0, LTE Band 66 (AWS); Frequency: 1745 MHz; Duty Cycle: 1:1
Medium: 1750 Head Medium parameters used (interpolated):
 $f = 1745 \text{ MHz}$; $\sigma = 1.346 \text{ S/m}$; $\epsilon_r = 41.425$; $\rho = 1000 \text{ kg/m}^3$
Phantom section: Left Section

Test Date: 09-16-2019; Ambient Temp: 20.7°C; Tissue Temp: 20.2°C

Probe: EX3DV4 - SN7538; ConvF(8.67, 8.67, 8.67) @ 1745 MHz; Calibrated: 5/16/2019
Sensor-Surface: 1.4mm (Mechanical Surface Detection)
Electronics: DAE4 Sn728; Calibrated: 5/8/2019
Phantom: Left Twin-SAM V5.0 (30); Type: QD 000 P40 CD; Serial: 1792
Measurement SW: DASY52, Version 52.10 (2); SEMCAD X Version 14.6.12 (7470)

**Mode: LTE Band 66 (AWS), Left Head, Cheek, Mid.ch,
20 MHz Bandwidth, QPSK, 1 RB, 0 RB Offset**

Area Scan (9x15x1): Measurement grid: dx=15mm, dy=15mm
Zoom Scan (5x5x7)/Cube 0: Measurement grid: dx=8mm, dy=8mm, dz=5mm
Reference Value = 10.42 V/m; Power Drift = 0.10 dB
Peak SAR (extrapolated) = 0.189 W/kg
SAR(1 g) = 0.131 W/kg



0 dB = 0.164 W/kg = -7.85 dBW/kg

PCTEST ENGINEERING LABORATORY, INC.

DUT: A3LSMN967U; Type: Portable Handset; Serial: 0096M

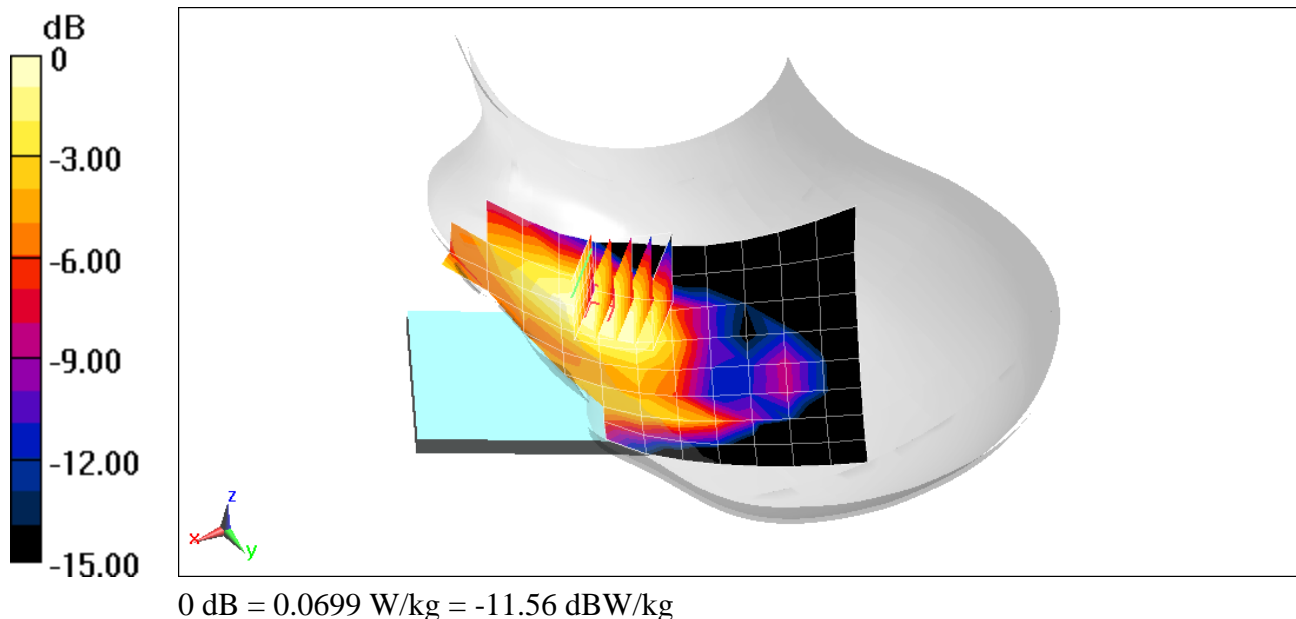
Communication System: UID 0, LTE Band 25 (PCS); Frequency: 1905 MHz; Duty Cycle: 1:1
Medium: 1900 Head Medium parameters used (interpolated):
 $f = 1905 \text{ MHz}$; $\sigma = 1.447 \text{ S/m}$; $\epsilon_r = 41.172$; $\rho = 1000 \text{ kg/m}^3$
Phantom section: Left Section

Test Date: 09-16-2019; Ambient Temp: 20.4°C; Tissue Temp: 20.2°C

Probe: EX3DV4 - SN7538; ConvF(8.32, 8.32, 8.32) @ 1905 MHz; Calibrated: 5/16/2019
Sensor-Surface: 1.4mm (Mechanical Surface Detection)
Electronics: DAE4 Sn728; Calibrated: 5/8/2019
Phantom: Left Twin-SAM V5.0 (30); Type: QD 000 P40 CD; Serial: 1792
Measurement SW: DASY52, Version 52.10 (2); SEMCAD X Version 14.6.12 (7470)

**Mode: LTE Band 25 (PCS), Left Head, Cheek, High.ch,
20 MHz Bandwidth, QPSK, 1 RB, 0 RB Offset**

Area Scan (9x14x1): Measurement grid: dx=15mm, dy=15mm
Zoom Scan (5x5x7)/Cube 0: Measurement grid: dx=8mm, dy=8mm, dz=5mm
Reference Value = 6.729 V/m; Power Drift = -0.17 dB
Peak SAR (extrapolated) = 0.0820 W/kg
SAR(1 g) = 0.052 W/kg



PCTEST ENGINEERING LABORATORY, INC.

DUT: A3LSMN976U; Type: Portable Handset; Serial: 0096M

Communication System: UID 0, _LTE Band 2 (PCS); Frequency: 1900 MHz; Duty Cycle: 1:1
Medium: 1900 Head Medium parameters used:
 $f = 1900 \text{ MHz}$; $\sigma = 1.432 \text{ S/m}$; $\epsilon_r = 39.149$; $\rho = 1000 \text{ kg/m}^3$
Phantom section: Left Section

Test Date: 09-30-2019; Ambient Temp: 21.9°C; Tissue Temp: 20.5°C

Probe: EX3DV4 - SN7409; ConvF(8.01, 8.01, 8.01) @ 1900 MHz; Calibrated: 6/19/2019
Sensor-Surface: 1.4mm (Mechanical Surface Detection)
Electronics: DAE4 Sn1334; Calibrated: 6/20/2019
Phantom: Front; Type: QD 000 P40 CD; Serial: 1686
Measurement SW: DASY52, Version 52.10 (2);SEMCAD X Version 14.6.12 (7470)

**Mode: LTE Band 2 (PCS), Left Head, Cheek, High.ch,
20 MHz Bandwidth, QPSK, 1 RB, 0 RB Offset**

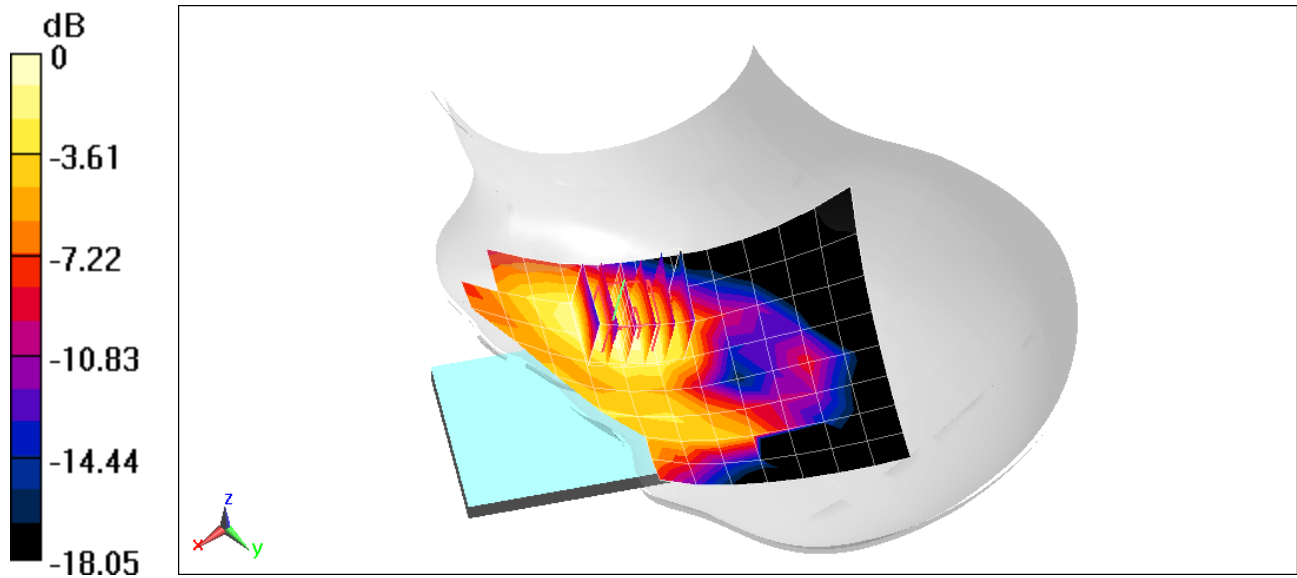
Area Scan (9x14x1): Measurement grid: dx=15mm, dy=15mm

Zoom Scan (5x6x7)/Cube 0: Measurement grid: dx=8mm, dy=8mm, dz=5mm

Reference Value = 6.864 V/m; Power Drift = 0.15 dB

Peak SAR (extrapolated) = 0.0930 W/kg

SAR(1 g) = 0.058 W/kg



0 dB = 0.0757 W/kg = -11.21 dBW/kg

PCTEST ENGINEERING LABORATORY, INC.

DUT: A3LSMN976U; Type: Portable Handset; Serial: 0089M

Communication System: UID 0, LTE Band 30; Frequency: 2310 MHz; Duty Cycle: 1:1

Medium: 2450 Head Medium parameters used:

$f = 2310 \text{ MHz}$; $\sigma = 1.75 \text{ S/m}$; $\epsilon_r = 40.926$; $\rho = 1000 \text{ kg/m}^3$

Phantom section: Right Section

Test Date: 10-08-2019; Ambient Temp: 21.6°C; Tissue Temp: 20.6°C

Probe: EX3DV4 - SN7410; ConvF(7.91, 7.91, 7.91) @ 2310 MHz; Calibrated: 7/16/2019

Sensor-Surface: 1.4mm (Mechanical Surface Detection)

Electronics: DAE4 Sn1322; Calibrated: 7/11/2019

Phantom: Twin-SAM V8.0; Type: QD 000 P41 Ax; Serial: 1966

Measurement SW: DASY52, Version 52.10 (2);SEMCAD X Version 14.6.12 (7470)

**Mode: LTE Band 30, Right Head, Cheek, Mid.ch,
10 MHz Bandwidth, QPSK, 1 RB, 25 RB Offset**

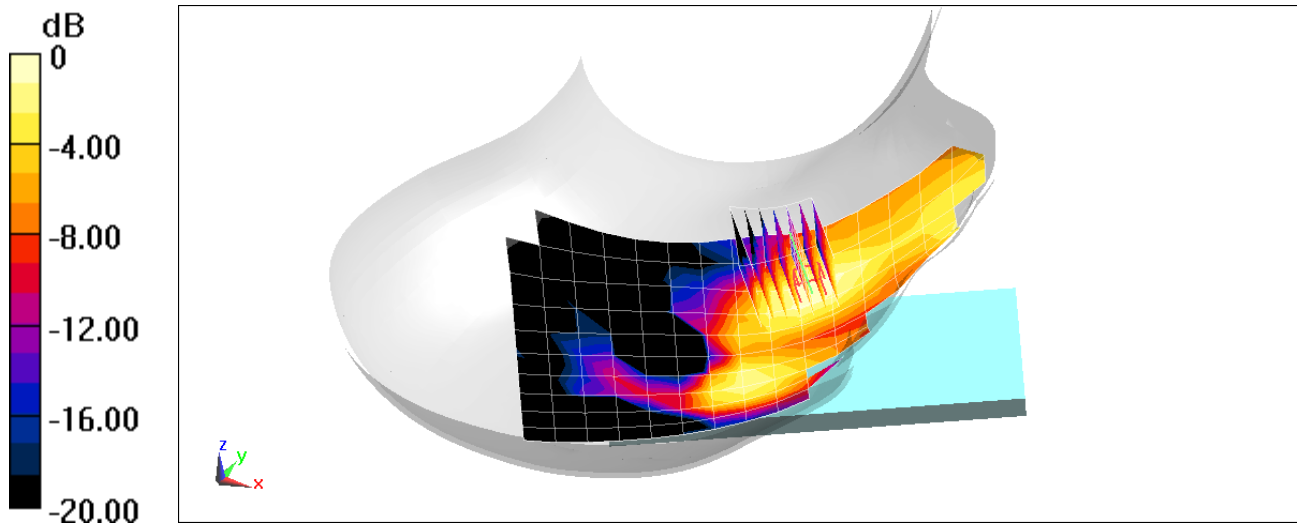
Area Scan (11x18x1): Measurement grid: dx=12mm, dy=12mm

Zoom Scan (7x7x7)/Cube 0: Measurement grid: dx=5mm, dy=5mm, dz=5mm

Reference Value = 5.629 V/m; Power Drift = 0.14 dB

Peak SAR (extrapolated) = 0.0800 W/kg

SAR(1 g) = 0.045 W/kg



0 dB = 0.0664 W/kg = -11.78 dBW/kg

PCTEST ENGINEERING LABORATORY, INC.

DUT: A3LSMN976U; Type: Portable Handset; Serial: 0073M

Communication System: UID 0, _LTE Band 7; Frequency: 2510 MHz; Duty Cycle: 1:1

Medium: 2450 Head Medium parameters used:

$f = 2510 \text{ MHz}$; $\sigma = 1.898 \text{ S/m}$; $\epsilon_r = 38.79$; $\rho = 1000 \text{ kg/m}^3$

Phantom section: Right Section

Test Date: 09-24-2019; Ambient Temp: 22.1°C; Tissue Temp: 21.5°C

Probe: EX3DV4 - SN7409; ConvF(7.3, 7.3, 7.3) @ 2510 MHz; Calibrated: 6/19/2019

Sensor-Surface: 1.4mm (Mechanical Surface Detection)

Electronics: DAE4 Sn1334; Calibrated: 6/20/2019

Phantom: Front; Type: QD 000 P40 CD; Serial: 1686

Measurement SW: DASY52, Version 52.10 (2);SEMCAD X Version 14.6.12 (7470)

**Mode: LTE Band 7, Right Head, Tilt, Low.ch,
20 MHz Bandwidth, QPSK, 1 RB, 0 RB Offset**

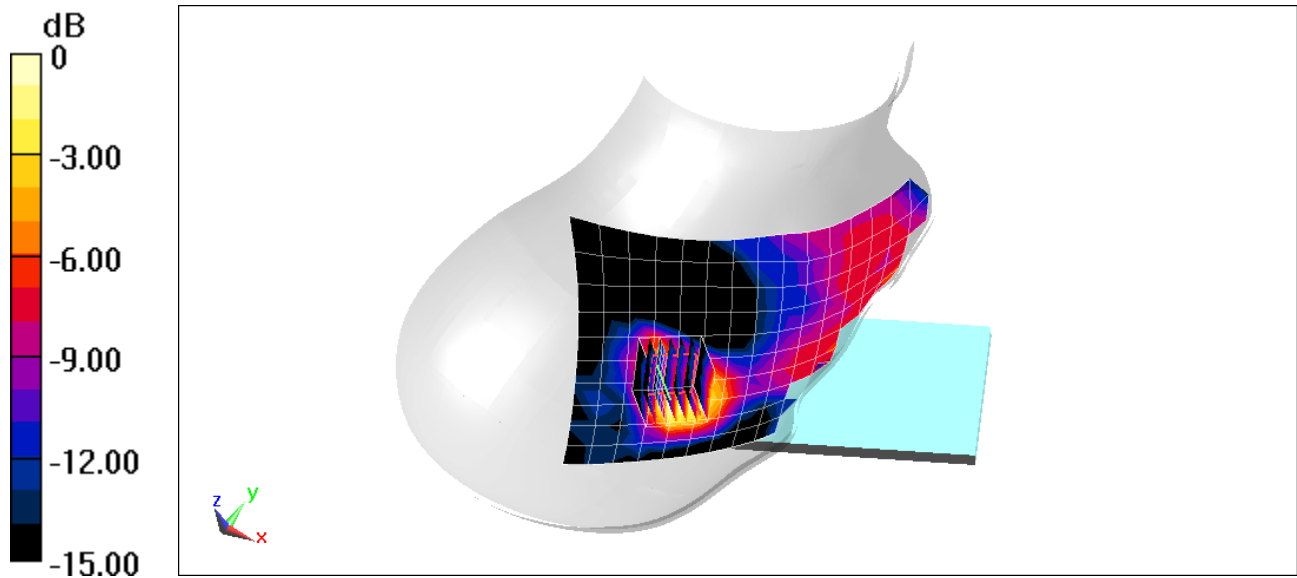
Area Scan (11x18x1): Measurement grid: dx=12mm, dy=12mm

Zoom Scan (7x7x7)/Cube 0: Measurement grid: dx=5mm, dy=5mm, dz=5mm

Reference Value = 7.934 V/m; Power Drift = 0.08 dB

Peak SAR (extrapolated) = 0.168 W/kg

SAR(1 g) = 0.089 W/kg



0 dB = 0.138 W/kg = -8.60 dBW/kg

PCTEST ENGINEERING LABORATORY, INC.

DUT: A3LSMN976U; Type: Portable Handset; Serial: 0073M

Communication System: UID 0, LTE Band 48; Frequency: 3646.7 MHz; Duty Cycle: 1:1.58
Medium: 3500-3700 MHz Head Medium parameters used (interpolated):
 $f = 3646.7$ MHz; $\sigma = 2.935$ S/m; $\epsilon_r = 37.843$; $\rho = 1000$ kg/m³
Phantom section: Left Section

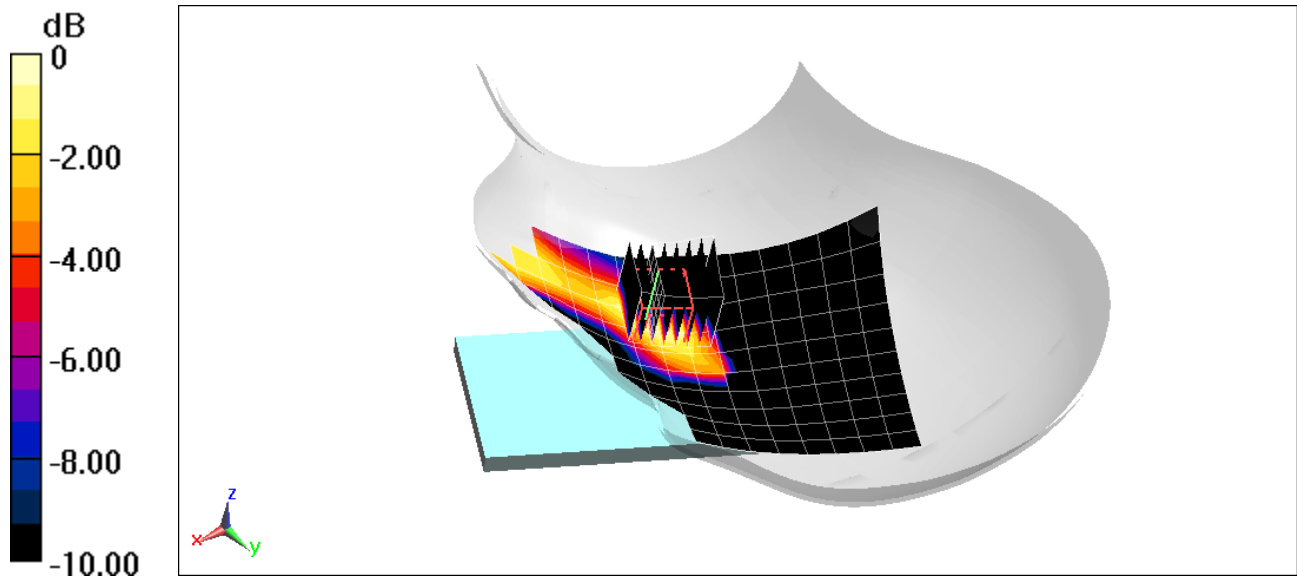
Test Date: 09-17-2019; Ambient Temp: 20.9°C; Tissue Temp: 20.2°C

Probe: EX3DV4 - SN3589; ConvF(6.02, 6.02, 6.02) @ 3646.7 MHz; Calibrated: 1/25/2019
Sensor-Surface: 1.4mm (Mechanical Surface Detection)
Electronics: DAE4 Sn859; Calibrated: 5/8/2019
Phantom: Twin-SAM V5.0 Right 20; Type: QD 000 P40 CD; Serial: 1759
Measurement SW: DASY52, Version 52.10 (2);SEMCAD X Version 14.6.12 (7470)

**Mode: LTE Band 48, Left Head, Cheek, Mid-High.ch,
QPSK, 20 MHz Bandwidth, 1 RB, 0 RB Offset**

Area Scan (11x17x1): Measurement grid: dx=12mm, dy=12mm

Zoom Scan (7x8x8)/Cube 0: Measurement grid: dx=5mm, dy=5mm, dz=1.4mm; Graded Ratio: 1.4
Reference Value = 4.633 V/m; Power Drift = 0.14 dB
Peak SAR (extrapolated) = 0.179 W/kg
SAR(1 g) = 0.050 W/kg



PCTEST ENGINEERING LABORATORY, INC.

DUT: A3LSMN976U; Type: Portable Handset; Serial: 0089M

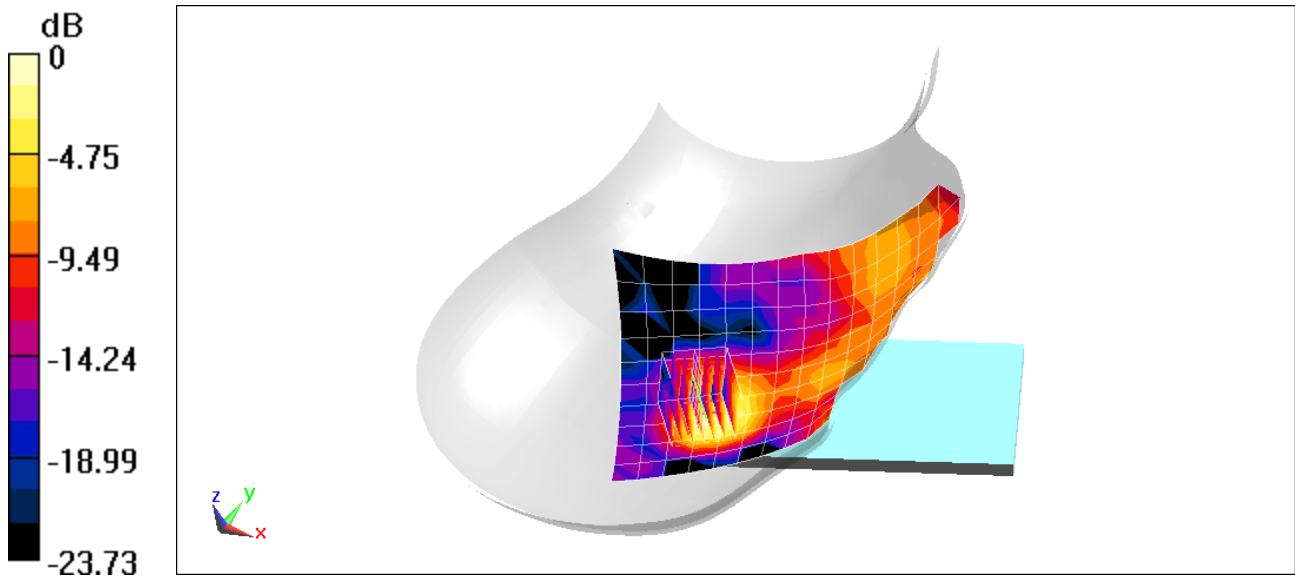
Communication System: UID 0, _LTE Band 41 (Class 2); Frequency: 2636.5 MHz; Duty Cycle: 1:2.31
Medium: 2450 Head Medium parameters used (interpolated):
 $f = 2636.5$ MHz; $\sigma = 2.013$ S/m; $\epsilon_r = 39.669$; $\rho = 1000$ kg/m³
Phantom section: Right Section

Test Date: 10-03-2019; Ambient Temp: 21.9°C; Tissue Temp: 21.5°C

Probe: EX3DV4 - SN7417; ConvF(7.17, 7.17, 7.17) @ 2636.5 MHz; Calibrated: 2/19/2019
Sensor-Surface: 1.4mm (Mechanical Surface Detection)
Electronics: DAE4 Sn665; Calibrated: 2/13/2019
Phantom: Twin-SAM V5.0 (30); Type: QD 000 P40 CD; Serial: 1647
Measurement SW: DASY52, Version 52.10 (2);SEMCAD X Version 14.6.12 (7470)

**Mode: LTE Band 41, PC2, Right Head, Tilt, Mid-High.ch,
20 MHz Bandwidth, QPSK, 1 RB, 50 RB Offset**

Area Scan (11x17x1): Measurement grid: dx=12mm, dy=12mm
Zoom Scan (7x7x7)/Cube 0: Measurement grid: dx=5mm, dy=5mm, dz=5mm
Reference Value = 7.317 V/m; Power Drift = -0.01 dB
Peak SAR (extrapolated) = 0.152 W/kg
SAR(1 g) = 0.082 W/kg



PCTEST ENGINEERING LABORATORY, INC.

DUT: A3LSMN976U; Type: Portable Handset; Serial: 0585M

Communication System: UID 0, _IEEE 802.11b; Frequency: 2412 MHz; Duty Cycle: 1:1
Medium: 2450 Head Medium parameters used (interpolated):
 $f = 2412 \text{ MHz}$; $\sigma = 1.822 \text{ S/m}$; $\epsilon_r = 38.952$; $\rho = 1000 \text{ kg/m}^3$
Phantom section: Right Section

Test Date: 09-24-2019; Ambient Temp: 22.1°C; Tissue Temp: 21.5°C

Probe: EX3DV4 - SN7409; ConvF(7.3, 7.3, 7.3) @ 2412 MHz; Calibrated: 6/19/2019
Sensor-Surface: 1.4mm (Mechanical Surface Detection)
Electronics: DAE4 Sn1334; Calibrated: 6/20/2019
Phantom: Front; Type: QD 000 P40 CD; Serial: 1686
Measurement SW: DASY52, Version 52.10 (2);SEMCAD X Version 14.6.12 (7470)

Mode: IEEE 802.11b, 22 MHz Bandwidth, Antenna 1, Right Head, Tilt, Ch 1, 1 Mbps

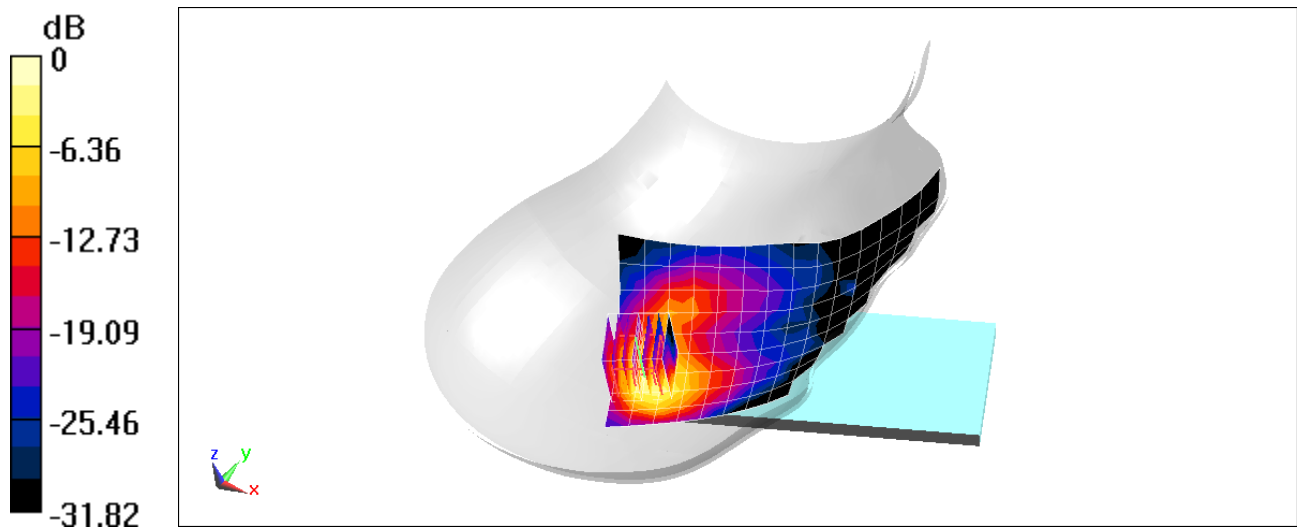
Area Scan (10x17x1): Measurement grid: dx=12mm, dy=12mm

Zoom Scan (7x7x7)/Cube 0: Measurement grid: dx=5mm, dy=5mm, dz=5mm

Reference Value = 7.671 V/m; Power Drift = -0.08 dB

Peak SAR (extrapolated) = 2.21 W/kg

SAR(1 g) = 0.749 W/kg



0 dB = 1.37 W/kg = 1.37 dBW/kg

PCTEST ENGINEERING LABORATORY, INC.

DUT: A3LSMN976U; Type: Portable Handset; Serial: 0585M

Communication System: UID 0, 802.11ac 5.2-5.8 GHz Band; Frequency: 5775 MHz; Duty Cycle: 1:1
Medium: 5GHz Head Medium parameters used (interpolated):
 $f = 5775 \text{ MHz}$; $\sigma = 5.213 \text{ S/m}$; $\epsilon_r = 34.067$; $\rho = 1000 \text{ kg/m}^3$
Phantom section: Right Section

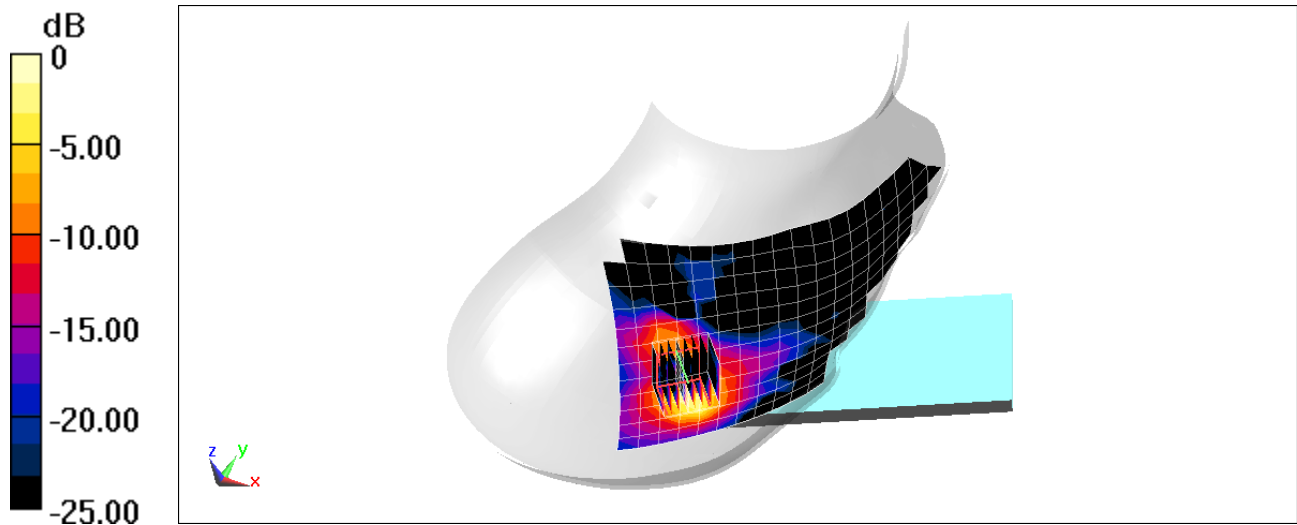
Test Date: 09-10-2019; Ambient Temp: 23.9°C; Tissue Temp: 22.0°C

Probe: EX3DV4 - SN7406; ConvF(5.23, 5.23, 5.23) @ 5775 MHz; Calibrated: 5/16/2019
Sensor-Surface: 1.4mm (Mechanical Surface Detection)
Electronics: DAE4 Sn859; Calibrated: 5/8/2019
Phantom: Twin-SAM V5.0 Right 20; Type: QD 000 P40 CD; Serial: 1759
Measurement SW: DASY52, Version 52.10 (2);SEMCAD X Version 14.6.12 (7470)

**Mode: IEEE 802.11ac, U-NII-3, 80 MHz Bandwidth,
Antenna 1, Right Head, Tilt, Ch 155, 29.3 Mbps**

Area Scan (13x22x1): Measurement grid: dx=10mm, dy=10mm

Zoom Scan (8x8x7)/Cube 0: Measurement grid: dx=4mm, dy=4mm, dz=1.4mm; Graded Ratio: 1.4
Reference Value = 3.283 V/m; Power Drift = -0.03 dB
Peak SAR (extrapolated) = 1.59 W/kg
SAR(1 g) = 0.284 W/kg



0 dB = 0.817 W/kg = -0.88 dBW/kg

PCTEST ENGINEERING LABORATORY, INC.

DUT: A3LSMN976U; Type: Portable Handset; Serial: 0600M

Communication System: UID 0, Bluetooth; Frequency: 2480 MHz; Duty Cycle: 1:1.302

Medium: 2450 Head Medium parameters used (interpolated):

$f = 2480$ MHz; $\sigma = 1.888$ S/m; $\epsilon_r = 38.454$; $\rho = 1000$ kg/m³

Phantom section: Right Section

Test Date: 10-24-2019; Ambient Temp: 24.2°C; Tissue Temp: 23.0°C

Probe: EX3DV4 - SN7417; ConvF(7.46, 7.46, 7.46) @ 2480 MHz; Calibrated: 2/19/2019

Sensor-Surface: 1.4mm (Mechanical Surface Detection)

Electronics: DAE4 Sn665; Calibrated: 2/13/2019

Phantom: SAM 5.0 front; Type: QD000P40CD; Serial: 1648

Measurement SW: DASY52, Version 52.10 (2);SEMCAD X Version 14.6.12 (7470)

Mode: Bluetooth, Right Head, Tilt, Ch 78, 1 Mbps

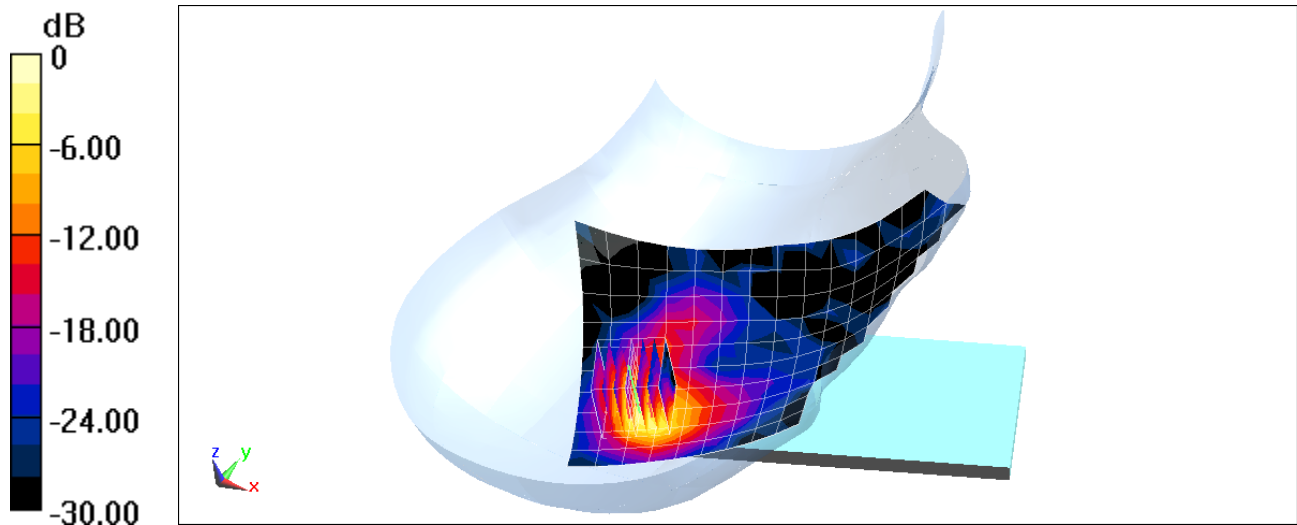
Area Scan (11x19x1): Measurement grid: dx=12mm, dy=12mm

Zoom Scan (7x7x7)/Cube 0: Measurement grid: dx=5mm, dy=5mm, dz=5mm

Reference Value = 12.73 V/m; Power Drift = 0.07 dB

Peak SAR (extrapolated) = 0.716 W/kg

SAR(1 g) = 0.246 W/kg



0 dB = 0.458 W/kg = -3.39 dBW/kg

PCTEST ENGINEERING LABORATORY, INC.

DUT: A3LSMN976U; Type: Portable Handset; Serial: 0098M

Communication System: UID 0, GSM; Frequency: 836.6 MHz; Duty Cycle: 1:8.3
Medium: 835 Body Medium parameters used (interpolated):
 $f = 836.6 \text{ MHz}$; $\sigma = 0.984 \text{ S/m}$; $\epsilon_r = 52.747$; $\rho = 1000 \text{ kg/m}^3$
Phantom section: Flat Section; Space: 1.5 cm

Test Date: 09-30-2019; Ambient Temp: 22.1°C; Tissue Temp: 18.7°C

Probe: EX3DV4 - SN7488; ConvF(11.03, 11.03, 11.03) @ 836.6 MHz; Calibrated: 1/24/2019
Sensor-Surface: 1.4mm (Mechanical Surface Detection)
Electronics: DAE4 Sn1530; Calibrated: 1/15/2019
Phantom: Twin-SAM V5.0; Type: QD 000 P40 CD; Serial: 1800
Measurement SW: DASY52, Version 52.10 (2);SEMCAD X Version 14.6.12 (7470)

Mode: GSM 850, Body SAR, Back side, Mid.ch

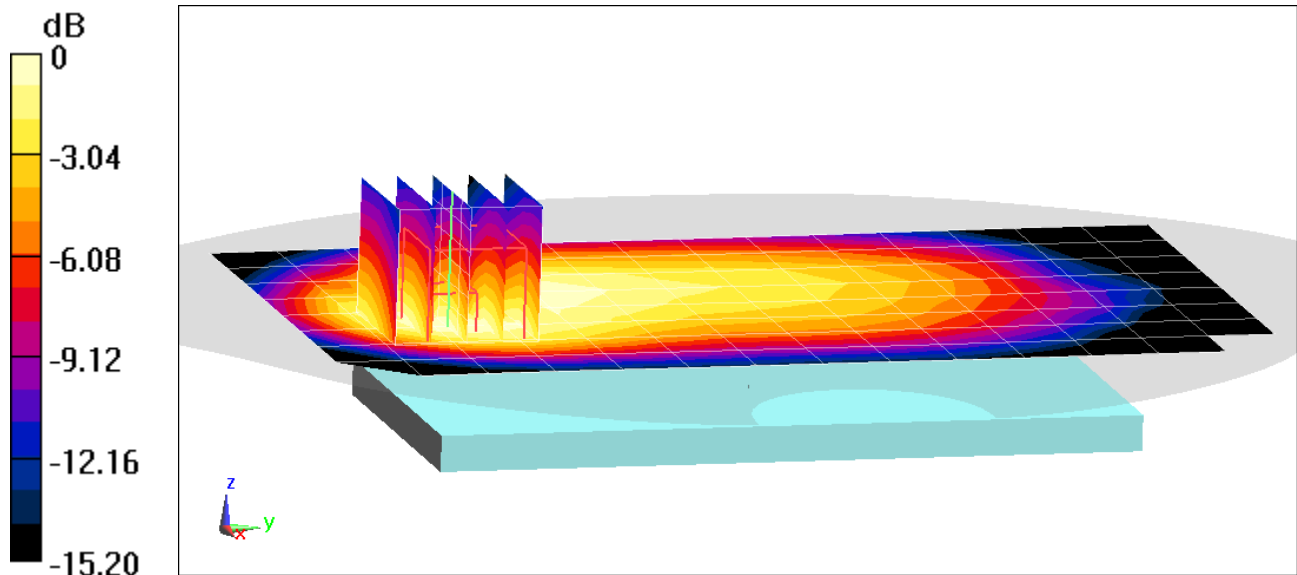
Area Scan (9x15x1): Measurement grid: dx=15mm, dy=15mm

Zoom Scan (5x5x7)/Cube 0: Measurement grid: dx=8mm, dy=8mm, dz=5mm

Reference Value = 12.49 V/m; Power Drift = 0.01 dB

Peak SAR (extrapolated) = 0.235 W/kg

SAR(1 g) = 0.142 W/kg



0 dB = 0.201 W/kg = -6.97 dBW/kg

PCTEST ENGINEERING LABORATORY, INC.

DUT: A3LSMN976U; Type: Portable Handset; Serial: 0098M

Communication System: UID 0, _GSM GPRS; 3 Tx slots; Frequency: 836.6 MHz; Duty Cycle: 1:2.76
Medium: 835 Body Medium parameters used (interpolated):
 $f = 836.6 \text{ MHz}$; $\sigma = 0.984 \text{ S/m}$; $\epsilon_r = 52.747$; $\rho = 1000 \text{ kg/m}^3$
Phantom section: Flat Section; Space: 1.0 cm

Test Date: 09-30-2019; Ambient Temp: 22.1°C; Tissue Temp: 18.7°C

Probe: EX3DV4 - SN7488; ConvF(11.03, 11.03, 11.03) @ 836.6 MHz; Calibrated: 1/24/2019
Sensor-Surface: 1.4mm (Mechanical Surface Detection)
Electronics: DAE4 Sn1530; Calibrated: 1/15/2019
Phantom: Twin-SAM V5.0; Type: QD 000 P40 CD; Serial: 1800
Measurement SW: DASY52, Version 52.10 (2);SEMCAD X Version 14.6.12 (7470)

Mode: GPRS 850, Body SAR, Back side, Mid.ch, 3 Tx Slots

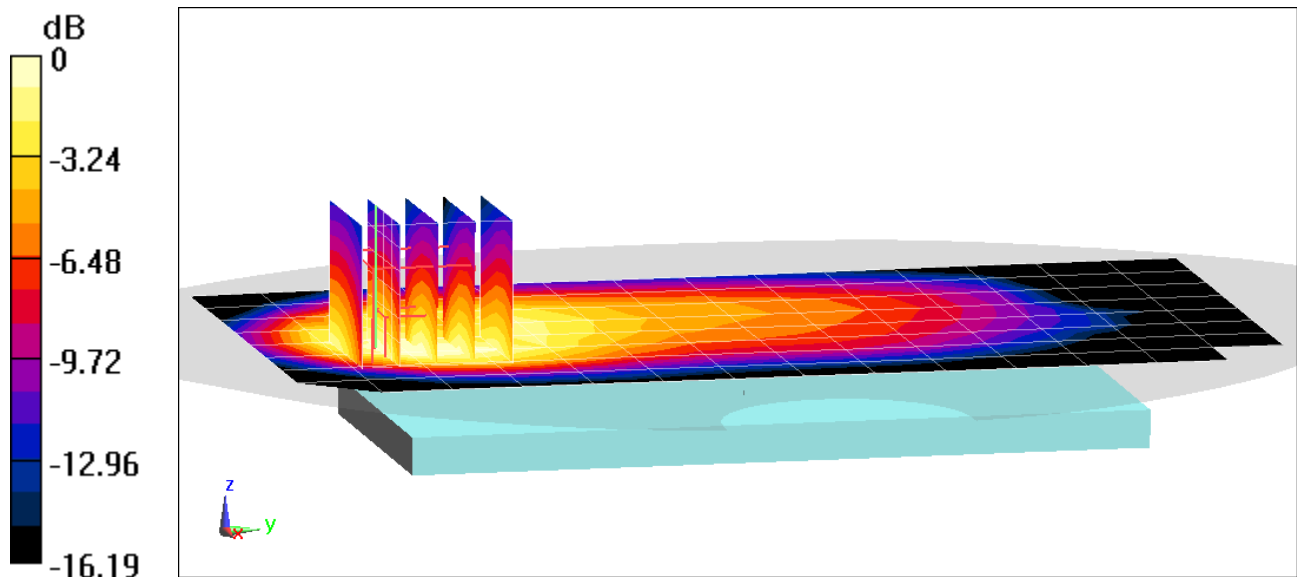
Area Scan (9x15x1): Measurement grid: dx=15mm, dy=15mm

Zoom Scan (5x5x7)/Cube 0: Measurement grid: dx=8mm, dy=8mm, dz=5mm

Reference Value = 19.61 V/m; Power Drift = -0.05 dB

Peak SAR (extrapolated) = 0.624 W/kg

SAR(1 g) = 0.352 W/kg



0 dB = 0.509 W/kg = -2.93 dBW/kg

PCTEST ENGINEERING LABORATORY, INC.

DUT: A3LSMN976U; Type: Portable Handset; Serial: 0099M

Communication System: UID 0, GSM; Frequency: 1880 MHz; Duty Cycle: 1:8.3

Medium: 1900 Body Medium parameters used:

$f = 1880 \text{ MHz}$; $\sigma = 1.547 \text{ S/m}$; $\epsilon_r = 51.478$; $\rho = 1000 \text{ kg/m}^3$

Phantom section: Flat Section; Space: 1.5 cm

Test Date: 10-02-2019; Ambient Temp: 23.6°C; Tissue Temp: 24.1°C

Probe: EX3DV4 - SN7547; ConvF(7.53, 7.53, 7.53) @ 1880 MHz; Calibrated: 7/15/2019

Sensor-Surface: 1.4mm (Mechanical Surface Detection)

Electronics: DAE4 Sn1323; Calibrated: 7/11/2019

Phantom: LeftTwin-SAM V5.0; Type: QD 000 P40 CD; Serial: TP1375

Measurement SW: DASY52, Version 52.10 (2);SEMCAD X Version 14.6.12 (7470)

Mode: GSM 1900, Body SAR, Back side, Mid.ch

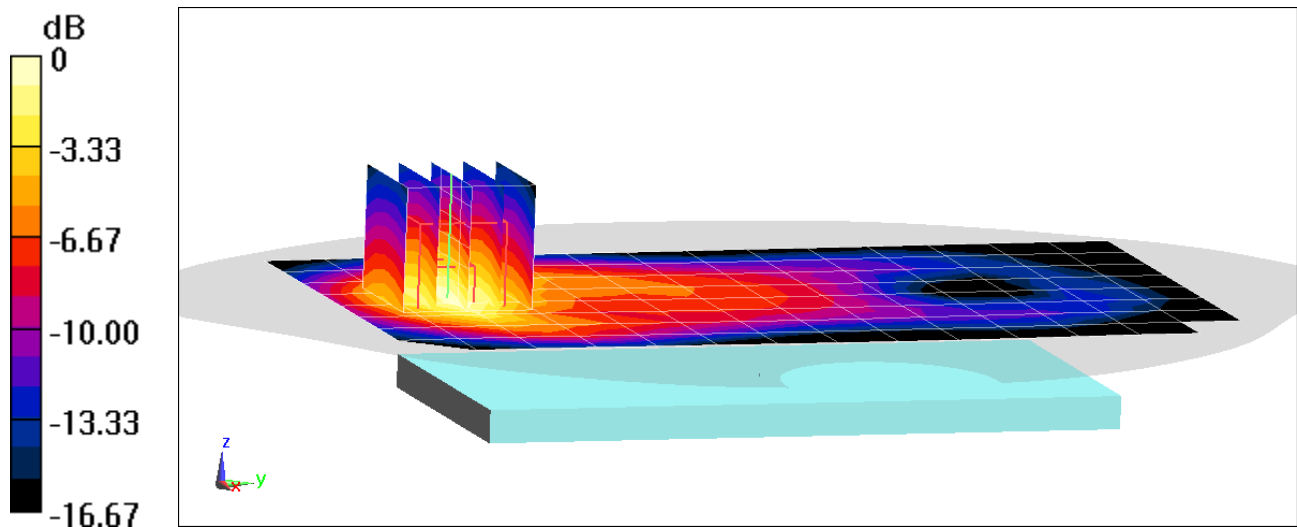
Area Scan (9x15x1): Measurement grid: dx=15mm, dy=15mm

Zoom Scan (5x5x7)/Cube 0: Measurement grid: dx=8mm, dy=8mm, dz=5mm

Reference Value = 13.95 V/m; Power Drift = -0.04 dB

Peak SAR (extrapolated) = 0.456 W/kg

SAR(1 g) = 0.273 W/kg



0 dB = 0.392 W/kg = -4.07 dBW/kg

PCTEST ENGINEERING LABORATORY, INC.

DUT: A3LSMN976U; Type: Portable Handset; Serial: 0099M

Communication System: UID 0, _GSM GPRS; 3 Tx slots; Frequency: 1909.8 MHz; Duty Cycle: 1:2.76

Medium: 1900 Body Medium parameters used:

$f = 1910 \text{ MHz}$; $\sigma = 1.58 \text{ S/m}$; $\epsilon_r = 51.367$; $\rho = 1000 \text{ kg/m}^3$

Phantom section: Flat Section; Space: 1.0 cm

Test Date: 10-02-2019; Ambient Temp: 23.6°C; Tissue Temp: 24.1°C

Probe: EX3DV4 - SN7547; ConvF(7.53, 7.53, 7.53) @ 1909.8 MHz; Calibrated: 7/15/2019

Sensor-Surface: 1.4mm (Mechanical Surface Detection)

Electronics: DAE4 Sn1323; Calibrated: 7/11/2019

Phantom: LeftTwin-SAM V5.0; Type: QD 000 P40 CD; Serial: TP1375

Measurement SW: DASY52, Version 52.10 (2);SEMCAD X Version 14.6.12 (7470)

Mode: GPRS 1900, Body SAR, Bottom Edge, High.ch, 3 Tx Slots

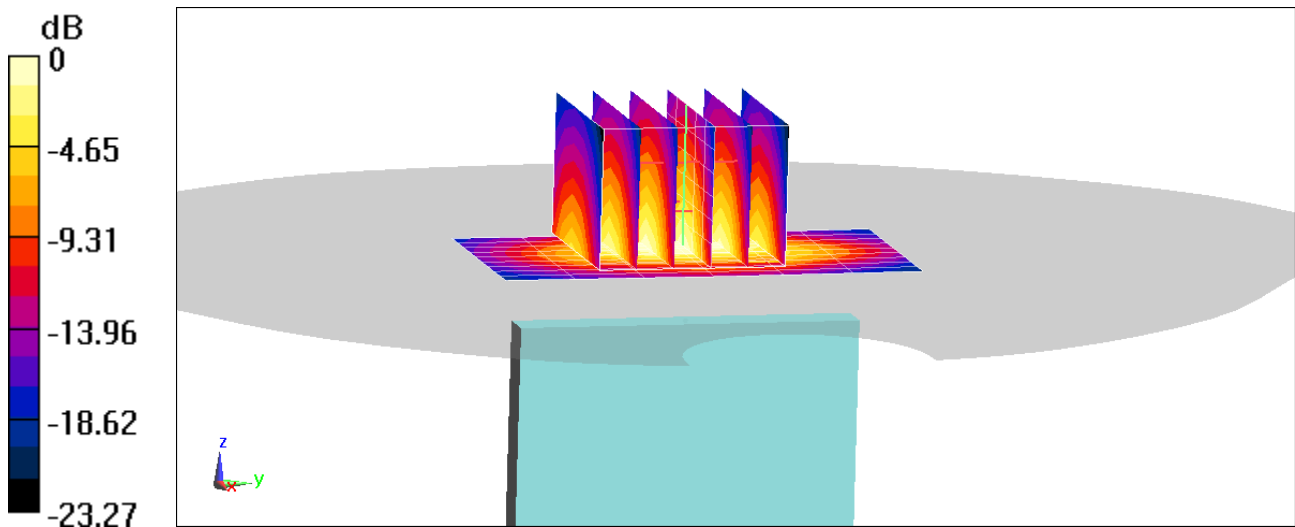
Area Scan (10x7x1): Measurement grid: dx=5mm, dy=15mm

Zoom Scan (6x6x7)/Cube 0: Measurement grid: dx=8mm, dy=8mm, dz=5mm

Reference Value = 21.26 V/m; Power Drift = 0.14 dB

Peak SAR (extrapolated) = 1.61 W/kg

SAR(1 g) = 0.889 W/kg



0 dB = 1.33 W/kg = 1.24 dBW/kg

PCTEST ENGINEERING LABORATORY, INC.

DUT: A3LSMN976U; Type: Portable Handset; Serial: 0098M

Communication System: UID 0, UMTS; Frequency: 836.6 MHz; Duty Cycle: 1:1
Medium: 835 Body Medium parameters used (interpolated):
 $f = 836.6 \text{ MHz}$; $\sigma = 0.984 \text{ S/m}$; $\epsilon_r = 52.747$; $\rho = 1000 \text{ kg/m}^3$
Phantom section: Flat Section; Space: 1.5 cm

Test Date: 09-30-2019; Ambient Temp: 22.1°C; Tissue Temp: 18.7°C

Probe: EX3DV4 - SN7488; ConvF(11.03, 11.03, 11.03) @ 836.6 MHz; Calibrated: 1/24/2019
Sensor-Surface: 1.4mm (Mechanical Surface Detection)
Electronics: DAE4 Sn1530; Calibrated: 1/15/2019
Phantom: Twin-SAM V5.0; Type: QD 000 P40 CD; Serial: 1800
Measurement SW: DASY52, Version 52.10 (2);SEMCAD X Version 14.6.12 (7470)

Mode: UMTS 850, Body SAR, Back side, Mid.ch

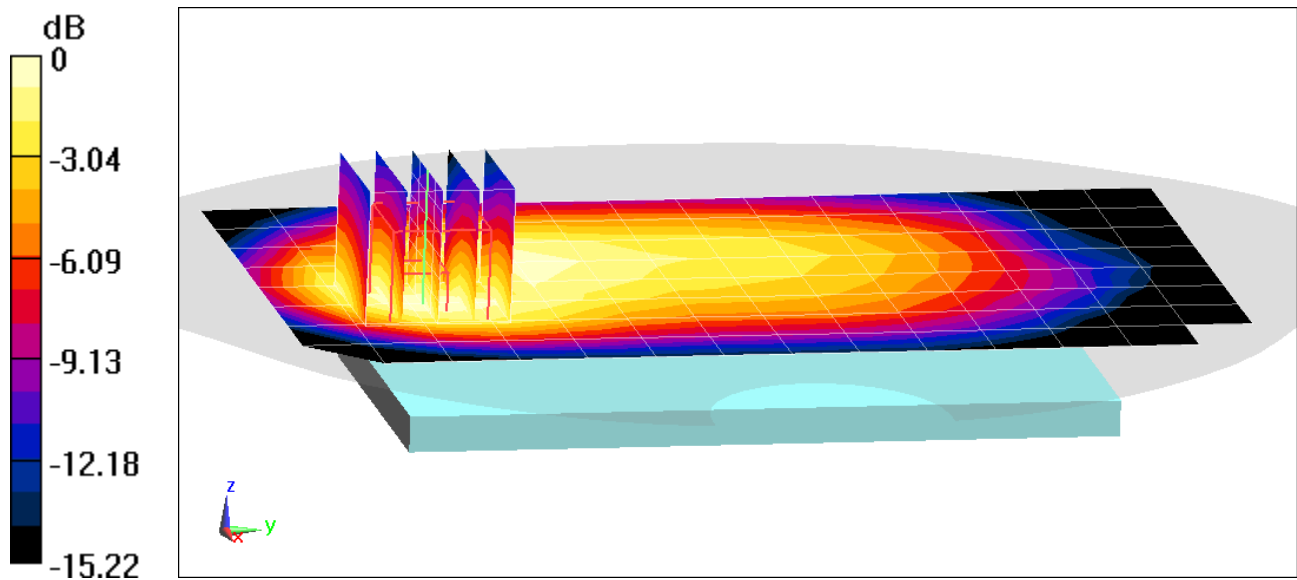
Area Scan (9x15x1): Measurement grid: dx=15mm, dy=15mm

Zoom Scan (5x5x7)/Cube 0: Measurement grid: dx=8mm, dy=8mm, dz=5mm

Reference Value = 16.33 V/m; Power Drift = -0.01 dB

Peak SAR (extrapolated) = 0.402 W/kg

SAR(1 g) = 0.245 W/kg



0 dB = 0.344 W/kg = -4.63 dBW/kg

PCTEST ENGINEERING LABORATORY, INC.

DUT: A3LSMN976U; Type: Portable Handset; Serial: 0098M

Communication System: UID 0, UMTS; Frequency: 846.6 MHz; Duty Cycle: 1:1
Medium: 835 Body Medium parameters used (interpolated):
 $f = 846.6 \text{ MHz}$; $\sigma = 0.984 \text{ S/m}$; $\epsilon_r = 53.336$; $\rho = 1000 \text{ kg/m}^3$
Phantom section: Flat Section; Space: 1.0 cm

Test Date: 10-21-2019; Ambient Temp: 20.9°C; Tissue Temp: 20.7°C

Probe: EX3DV4 - SN7551; ConvF(9.92, 9.92, 9.92) @ 846.6 MHz; Calibrated: 9/19/2019
Sensor-Surface: 1.4mm (Mechanical Surface Detection)
Electronics: DAE4 Sn1333; Calibrated: 9/17/2019
Phantom: Twin-SAM V5.0; Type: QD 000 P40 CD; Serial: 1792
Measurement SW: DASY52, Version 52.10 (2);SEMCAD X Version 14.6.12 (7470)

Mode: UMTS 850, Body SAR, Back side, High.ch

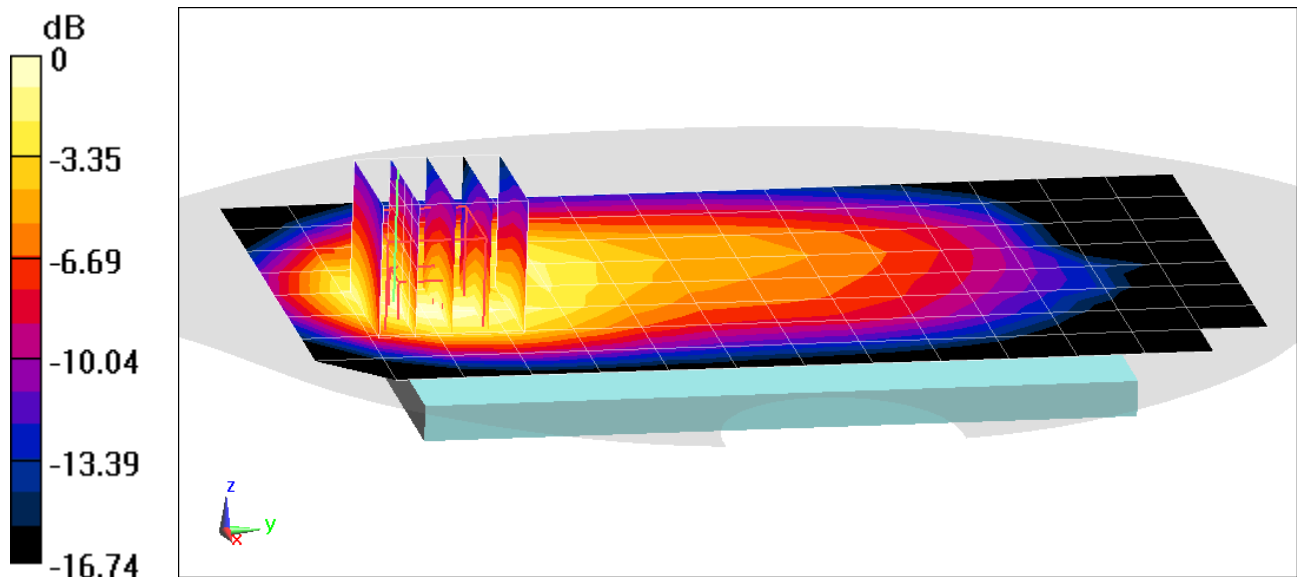
Area Scan (9x9x1): Measurement grid: dx=15mm, dy=15mm

Zoom Scan (6x6x7)/Cube 0: Measurement grid: dx=8mm, dy=8mm, dz=5mm

Reference Value = 26.71 V/m; Power Drift = 0.01 dB

Peak SAR (extrapolated) = 1.21 W/kg

SAR(1 g) = 0.706 W/kg



0 dB = 0.764 W/kg = -1.17 dBW/kg

PCTEST ENGINEERING LABORATORY, INC.

DUT: A3LSMN976U; Type: Portable Handset; Serial: 0099M

Communication System: UID 0, UMTS; Frequency: 1752.6 MHz; Duty Cycle: 1:1
Medium: 1750 Body Medium parameters used (interpolated):
 $f = 1752.6 \text{ MHz}$; $\sigma = 1.542 \text{ S/m}$; $\epsilon_r = 52.39$; $\rho = 1000 \text{ kg/m}^3$
Phantom section: Flat Section; Space: 1.5 cm

Test Date:09-29-2019; Ambient Temp: 18.3°C; Tissue Temp: 18.8°C

Probe: EX3DV4 - SN7357; ConvF(8.26, 8.26, 8.26) @ 1752.6 MHz; Calibrated: 4/24/2019
Sensor-Surface: 1.4mm (Mechanical Surface Detection)
Electronics: DAE4 Sn1407; Calibrated: 4/18/2019
Phantom: Right Back Twin-SAM V5.0; Type: QD 000 P40 CD; Serial: 1692
Measurement SW: DASY52, Version 52.10 (2);SEMCAD X Version 14.6.12 (7470)

Mode: UMTS 1750, Body SAR, Back side, High.ch

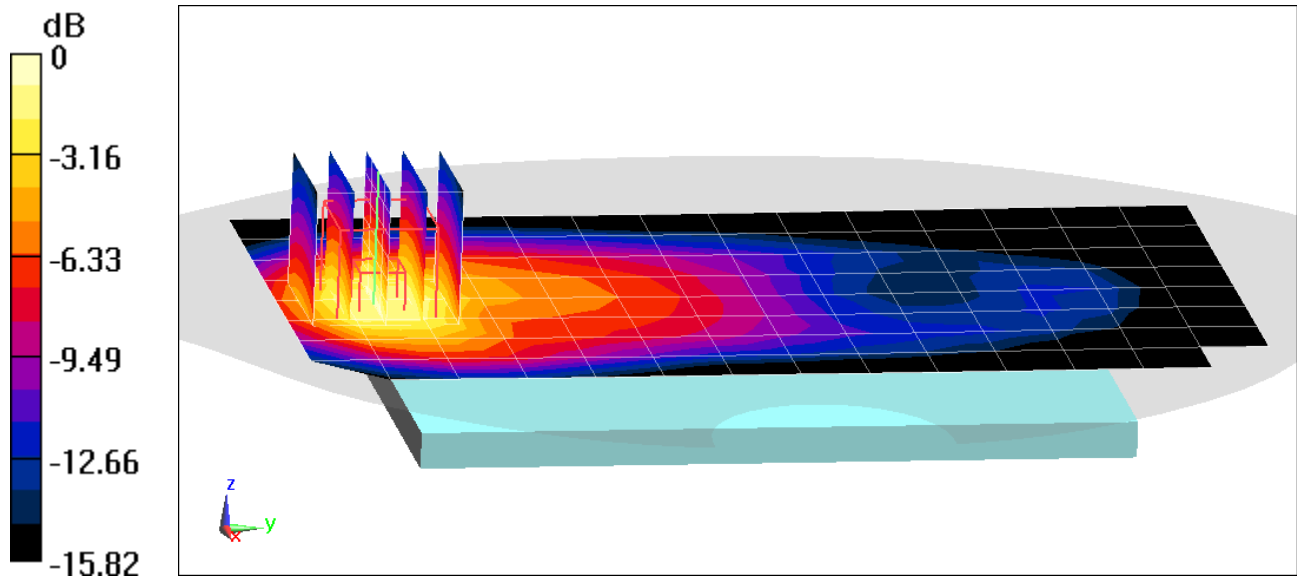
Area Scan (9x15x1): Measurement grid: dx=15mm, dy=15mm

Zoom Scan (5x5x7)/Cube 0: Measurement grid: dx=8mm, dy=8mm, dz=5mm

Reference Value = 23.15 V/m; Power Drift = -0.02 dB

Peak SAR (extrapolated) = 1.24 W/kg

SAR(1 g) = 0.759 W/kg



0 dB = 1.06 W/kg = 0.25 dBW/kg

PCTEST ENGINEERING LABORATORY, INC.

DUT: A3LSMN976U; Type: Portable Handset; Serial: 0099M

Communication System: UID 0, _UMTS; Frequency: 1752.6 MHz; Duty Cycle: 1:1
Medium: 1750 Body Medium parameters used (interpolated):
 $f = 1752.6$ MHz; $\sigma = 1.542$ S/m; $\epsilon_r = 52.39$; $\rho = 1000$ kg/m³
Phantom section: Flat Section; Space: 1.0 cm

Test Date:09-29-2019; Ambient Temp: 18.3°C; Tissue Temp: 18.8°C

Probe: EX3DV4 - SN7357; ConvF(8.26, 8.26, 8.26) @ 1752.6 MHz; Calibrated: 4/24/2019
Sensor-Surface: 1.4mm (Mechanical Surface Detection)
Electronics: DAE4 Sn1407; Calibrated: 4/18/2019
Phantom: Right Back Twin-SAM V5.0; Type: QD 000 P40 CD; Serial: 1692
Measurement SW: DASY52, Version 52.10 (2);SEMCAD X Version 14.6.12 (7470)

Mode: UMTS 1750, Body SAR, Bottom Edge, High.ch

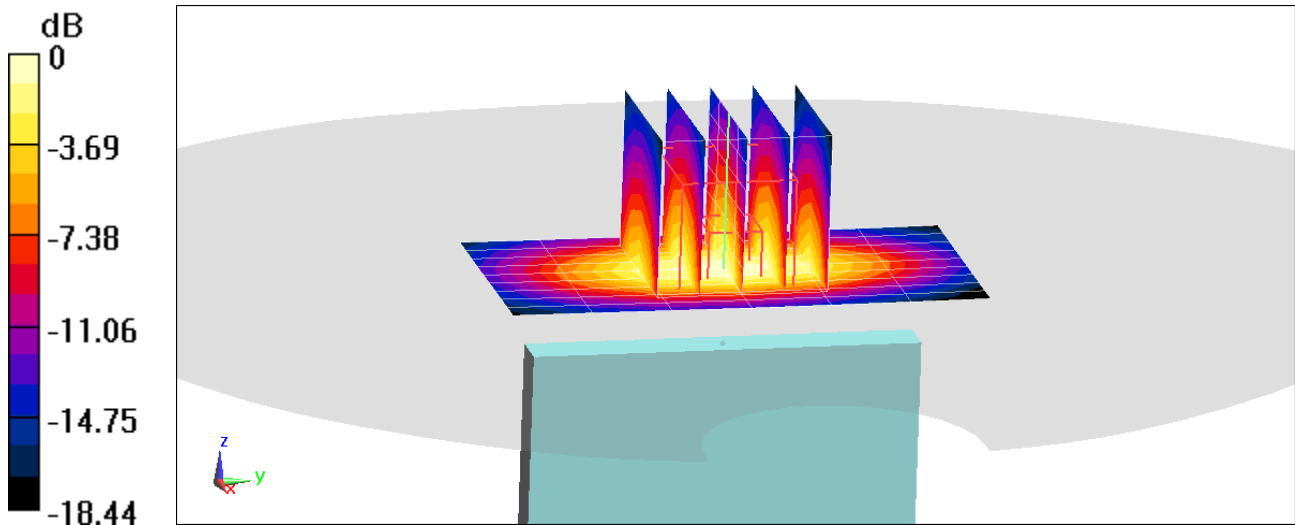
Area Scan (10x7x1): Measurement grid: dx=5mm, dy=15mm

Zoom Scan (5x5x7)/Cube 0: Measurement grid: dx=8mm, dy=8mm, dz=5mm

Reference Value = 23.38 V/m; Power Drift = 0.14 dB

Peak SAR (extrapolated) = 1.35 W/kg

SAR(1 g) = 0.756 W/kg



PCTEST ENGINEERING LABORATORY, INC.

DUT: A3LSMN976U; Type: Portable Handset; Serial: 0099M

Communication System: UID 0, UMTS; Frequency: 1907.6 MHz; Duty Cycle: 1:1
Medium: 1900 Body Medium parameters used (interpolated):
 $f = 1907.6$ MHz; $\sigma = 1.58$ S/m; $\epsilon_r = 52.327$; $\rho = 1000$ kg/m³
Phantom section: Flat Section; Space: 1.5 cm

Test Date: 10-22-2019; Ambient Temp: 20.6°C; Tissue Temp: 22.1°C

Probe: EX3DV4 - SN7406; ConvF(7.95, 7.95, 7.95) @ 1907.6 MHz; Calibrated: 5/16/2019
Sensor-Surface: 1.4mm (Mechanical Surface Detection)
Electronics: DAE4 Sn859; Calibrated: 5/8/2019
Phantom: Twin-SAM V5.0 Right 30; Type: QD 000 P40 CD; Serial: 1759
Measurement SW: DASY52, Version 52.10 (2);SEMCAD X Version 14.6.12 (7470)

Mode: UMTS 1900, Body SAR, Back side, High.ch

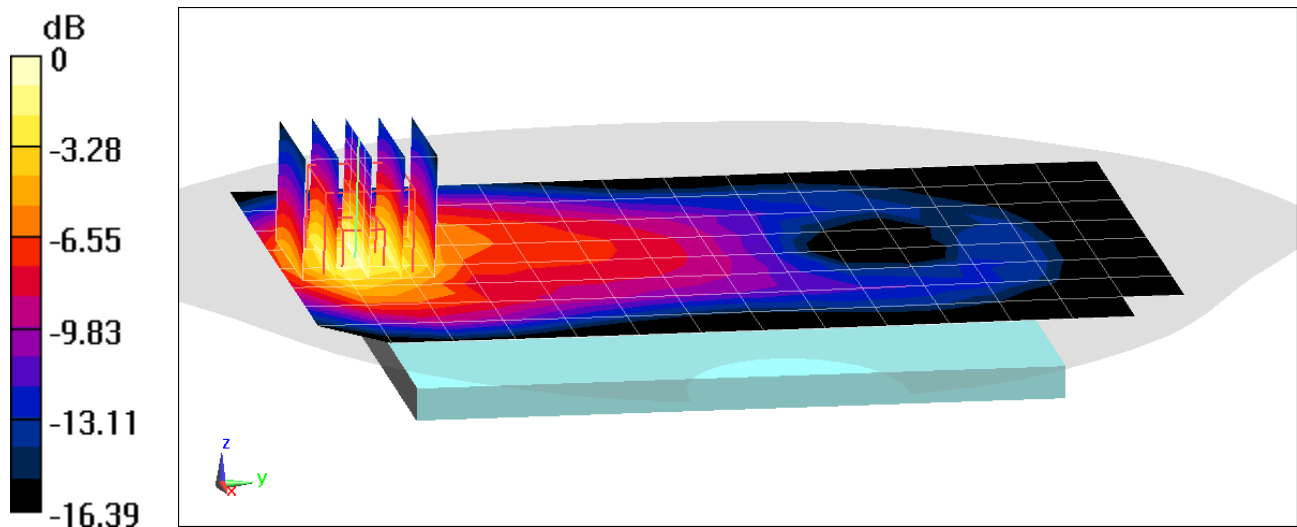
Area Scan (9x15x1): Measurement grid: dx=15mm, dy=15mm

Zoom Scan (5x5x7)/Cube 0: Measurement grid: dx=8mm, dy=8mm, dz=5mm

Reference Value = 23.56 V/m; Power Drift = 0.14 dB

Peak SAR (extrapolated) = 1.48 W/kg

SAR(1 g) = 0.893 W/kg



0 dB = 1.25 W/kg = 0.97 dBW/kg

PCTEST ENGINEERING LABORATORY, INC.

DUT: A3LSMN976U; Type: Portable Handset; Serial: 0099M

Communication System: UID 0, _UMTS; Frequency: 1907.6 MHz; Duty Cycle: 1:1
Medium: 1900 Body Medium parameters used (interpolated):
 $f = 1907.6 \text{ MHz}$; $\sigma = 1.58 \text{ S/m}$; $\epsilon_r = 52.327$; $\rho = 1000 \text{ kg/m}^3$
Phantom section: Flat Section; Space: 1.0 cm

Test Date: 10-22-2019; Ambient Temp: 20.6°C; Tissue Temp: 22.1°C

Probe: EX3DV4 - SN7406; ConvF(7.95, 7.95, 7.95) @ 1907.6 MHz; Calibrated: 5/16/2019
Sensor-Surface: 1.4mm (Mechanical Surface Detection)
Electronics: DAE4 Sn859; Calibrated: 5/8/2019
Phantom: Twin-SAM V5.0 Right 30; Type: QD 000 P40 CD; Serial: 1759
Measurement SW: DASY52, Version 52.10 (2);SEMCAD X Version 14.6.12 (7470)

Mode: UMTS 1900, Body SAR, Bottom Edge, High.ch

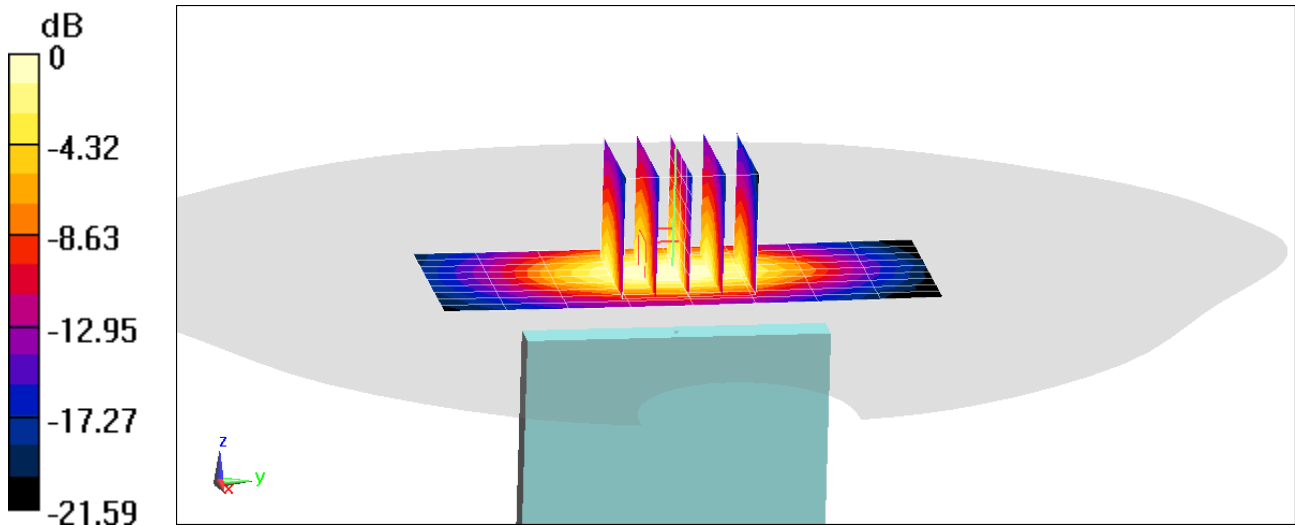
Area Scan (10x9x1): Measurement grid: dx=5mm, dy=15mm

Zoom Scan (5x5x7)/Cube 0: Measurement grid: dx=8mm, dy=8mm, dz=5mm

Reference Value = 18.74 V/m; Power Drift = -0.04 dB

Peak SAR (extrapolated) = 1.12 W/kg

SAR(1 g) = 0.621 W/kg



0 dB = 0.895 W/kg = -0.48 dBW/kg

PCTEST ENGINEERING LABORATORY, INC.

DUT: A3LSMN976U; Type: Portable Handset; Serial: 0103M

Communication System: UID 0, LTE Band 71; Frequency: 680.5 MHz; Duty Cycle: 1:1

Medium: 750 Body Medium parameters used (interpolated):

$f = 680.5 \text{ MHz}$; $\sigma = 0.92 \text{ S/m}$; $\epsilon_r = 55.022$; $\rho = 1000 \text{ kg/m}^3$

Phantom section: Flat Section; Space: 1.5 cm

Test Date: 09-16-2019; Ambient Temp: 21.5°C; Tissue Temp: 21.7°C

Probe: EX3DV4 - SN7488; ConvF(11.28, 11.28, 11.28) @ 680.5 MHz; Calibrated: 1/24/2019

Sensor-Surface: 1.4mm (Mechanical Surface Detection)

Electronics: DAE4 Sn1530; Calibrated: 1/15/2019

Phantom: Twin-SAM V5.0; Type: QD 000 P40 CD; Serial: 1800

Measurement SW: DASY52, Version 52.10 (2);SEMCAD X Version 14.6.12 (7470)

**Mode: LTE Band 71, Body SAR, Back side, Mid.ch,
20 MHz Bandwidth, QPSK, 1 RB, 0 RB Offset**

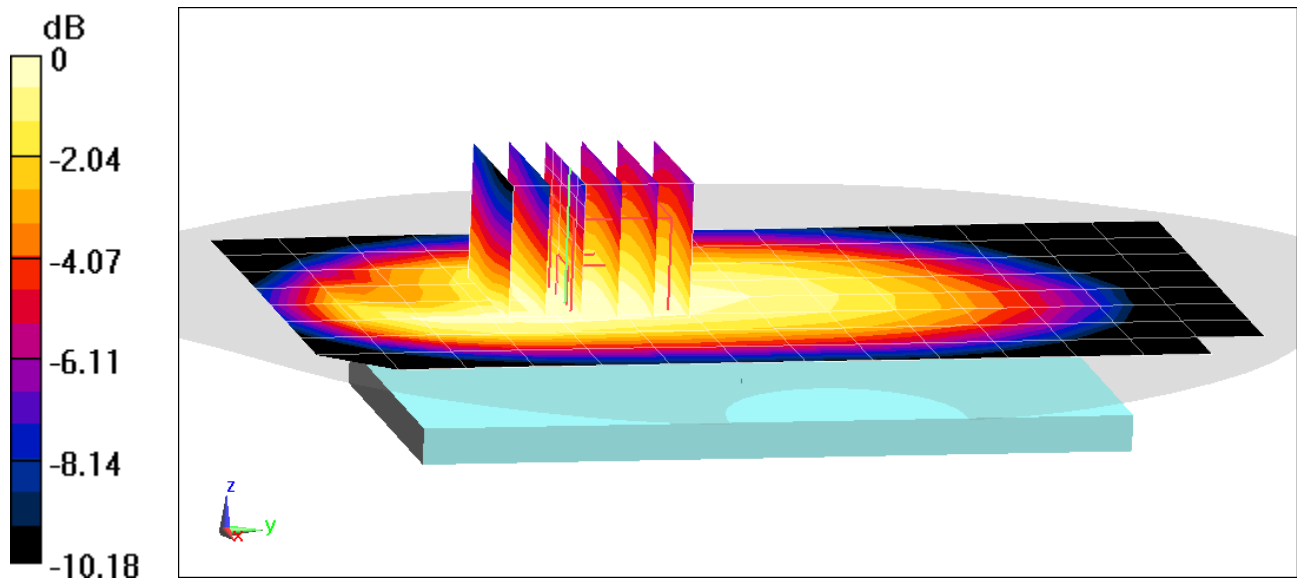
Area Scan (9x15x1): Measurement grid: dx=15mm, dy=15mm

Zoom Scan (6x6x7)/Cube 0: Measurement grid: dx=8mm, dy=8mm, dz=5mm

Reference Value = 12.96 V/m; Power Drift = -0.01 dB

Peak SAR (extrapolated) = 0.201 W/kg

SAR(1 g) = 0.150 W/kg



0 dB = 0.182 W/kg = -7.40 dBW/kg

PCTEST ENGINEERING LABORATORY, INC.

DUT: A3LSMN976U; Type: Portable Handset; Serial: 0103M

Communication System: UID 0, LTE Band 71; Frequency: 680.5 MHz; Duty Cycle: 1:1

Medium: 750 Body Medium parameters used (interpolated):

$f = 680.5 \text{ MHz}$; $\sigma = 0.92 \text{ S/m}$; $\epsilon_r = 55.022$; $\rho = 1000 \text{ kg/m}^3$

Phantom section: Flat Section; Space: 1.0 cm

Test Date: 09-16-2019; Ambient Temp: 21.5°C; Tissue Temp: 21.7°C

Probe: EX3DV4 - SN7488; ConvF(11.28, 11.28, 11.28) @ 680.5 MHz; Calibrated: 1/24/2019

Sensor-Surface: 1.4mm (Mechanical Surface Detection)

Electronics: DAE4 Sn1530; Calibrated: 1/15/2019

Phantom: Twin-SAM V5.0; Type: QD 000 P40 CD; Serial: 1800

Measurement SW: DASY52, Version 52.10 (2);SEMCAD X Version 14.6.12 (7470)

**Mode: LTE Band 71, Body SAR, Back side, Mid.ch,
20 MHz Bandwidth, QPSK, 1 RB, 0 RB Offset**

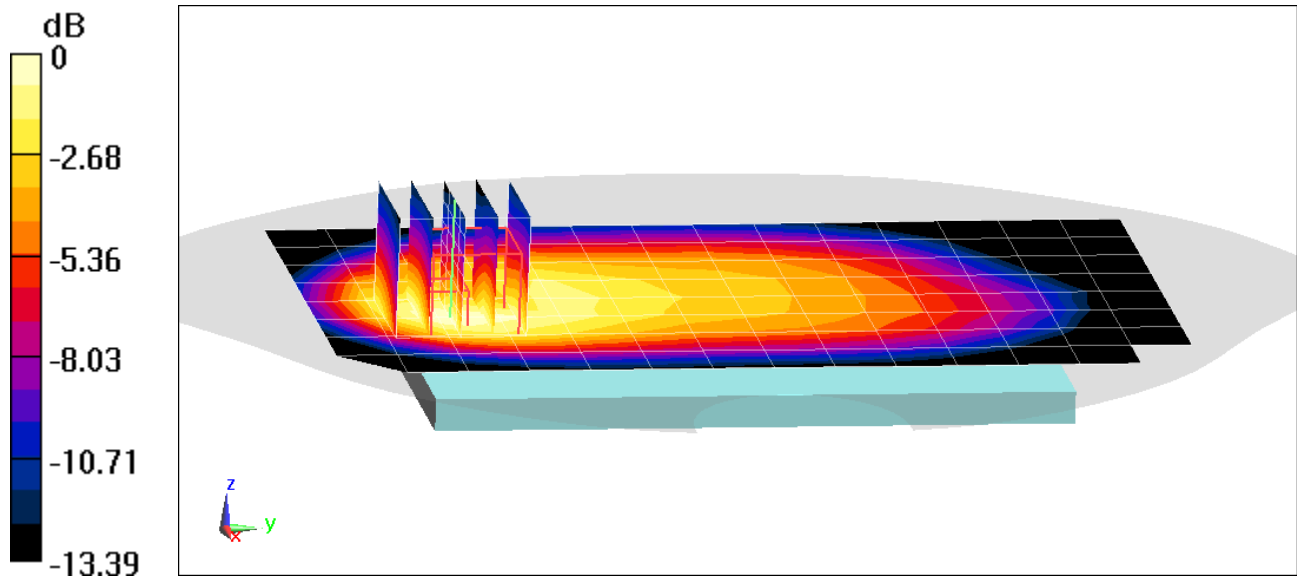
Area Scan (9x15x1): Measurement grid: dx=15mm, dy=15mm

Zoom Scan (5x5x7)/Cube 0: Measurement grid: dx=8mm, dy=8mm, dz=5mm

Reference Value = 17.01 V/m; Power Drift = -0.04 dB

Peak SAR (extrapolated) = 0.450 W/kg

SAR(1 g) = 0.249 W/kg



0 dB = 0.362 W/kg = -4.41 dBW/kg

PCTEST ENGINEERING LABORATORY, INC.

DUT: A3LSMN976U; Type: Portable Handset; Serial: 0428M

Communication System: UID 0, NR Band n71; Frequency: 680.5 MHz; Duty Cycle: 1:1
Medium: 750 Body Medium parameters used (interpolated):
 $f = 680.5 \text{ MHz}$; $\sigma = 0.912 \text{ S/m}$; $\epsilon_r = 56.795$; $\rho = 1000 \text{ kg/m}^3$
Phantom section: Flat Section; Space: 1.5 cm

Test Date: 10-17-2019; Ambient Temp: 21.5°C; Tissue Temp: 21.6°C

Probe: EX3DV4 - SN7410; ConvF(10.01, 10.01, 10.01) @ 680.5 MHz; Calibrated: 7/16/2019
Sensor-Surface: 1.4mm (Mechanical Surface Detection)
Electronics: DAE4 Sn1322; Calibrated: 7/11/2019
Phantom: Twin-SAM V5.0; Type: QD 000 P40 CD; Serial: 1630
Measurement SW: DASY52, Version 52.10 (2);SEMCAD X Version 14.6.12 (7470)

**Mode: NR Band n71, Body SAR, Back Side, 20 MHz Bandwidth,
DFT-s-OFDM QPSK, Mid.ch, 1 RB, 53 RB Offset**

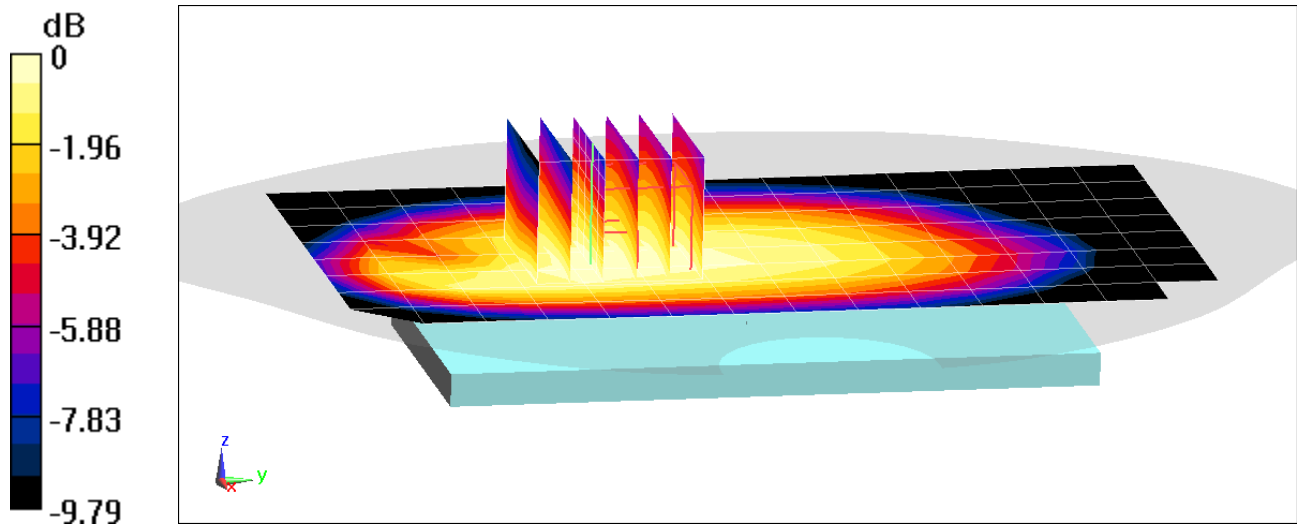
Area Scan (9x15x1): Measurement grid: dx=15mm, dy=15mm

Zoom Scan (6x6x7)/Cube 0: Measurement grid: dx=8mm, dy=8mm, dz=5mm

Reference Value = 12.04 V/m; Power Drift = 0.12 dB

Peak SAR (extrapolated) = 0.171 W/kg

SAR(1 g) = 0.132 W/kg



0 dB = 0.157 W/kg = -8.04 dBW/kg

PCTEST ENGINEERING LABORATORY, INC.

DUT: A3LSMN976U; Type: Portable Handset; Serial: 0428M

Communication System: UID 0, NR Band n71; Frequency: 680.5 MHz; Duty Cycle: 1:1

Medium: 750 Body Medium parameters used (interpolated):

$f = 680.5 \text{ MHz}$; $\sigma = 0.912 \text{ S/m}$; $\epsilon_r = 56.795$; $\rho = 1000 \text{ kg/m}^3$

Phantom section: Flat Section; Space: 1.0 cm

Test Date: 10-17-2019; Ambient Temp: 21.5°C; Tissue Temp: 21.6°C

Probe: EX3DV4 - SN7410; ConvF(10.01, 10.01, 10.01) @ 680.5 MHz; Calibrated: 7/16/2019

Sensor-Surface: 1.4mm (Mechanical Surface Detection)

Electronics: DAE4 Sn1322; Calibrated: 7/11/2019

Phantom: Twin-SAM V5.0; Type: QD 000 P40 CD; Serial: 1630

Measurement SW: DASY52, Version 52.10 (2);SEMCAD X Version 14.6.12 (7470)

**Mode: NR Band n71, Body SAR, Back Side, 20 MHz Bandwidth,
DFT-s-OFDM QPSK, Mid.ch, 50 RB, 26 RB Offset**

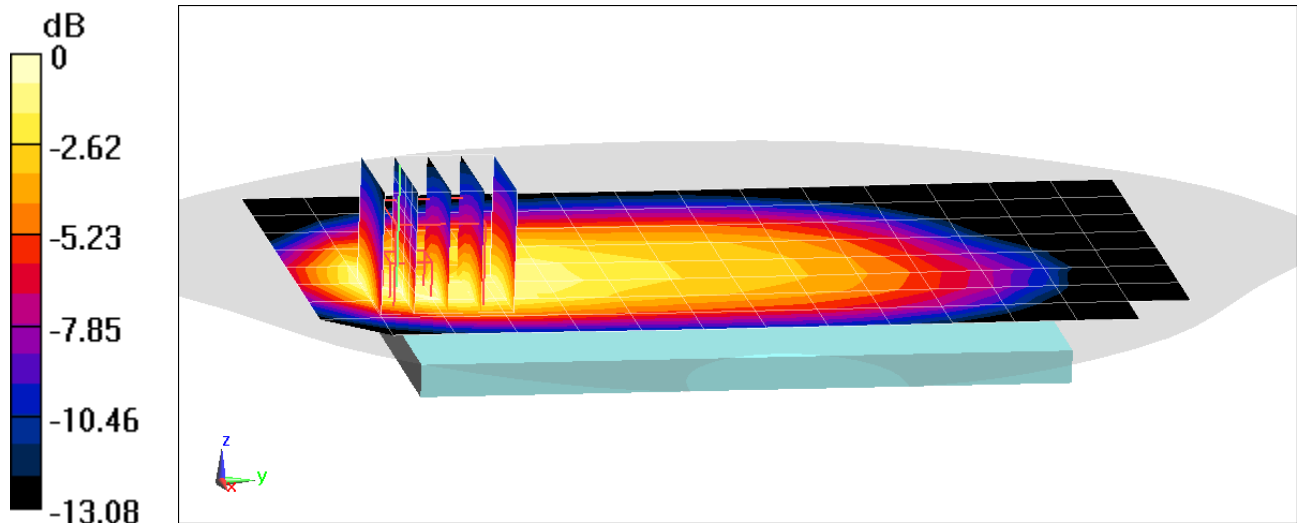
Area Scan (9x15x1): Measurement grid: dx=15mm, dy=15mm

Zoom Scan (5x5x7)/Cube 0: Measurement grid: dx=8mm, dy=8mm, dz=5mm

Reference Value = 15.35 V/m; Power Drift = -0.06 dB

Peak SAR (extrapolated) = 0.341 W/kg

SAR(1 g) = 0.199 W/kg



0 dB = 0.287 W/kg = -5.42 dBW/kg

PCTEST ENGINEERING LABORATORY, INC.

DUT: A3LSMN976U; Type: Portable Handset; Serial: 0103M

Communication System: UID 0, LTE Band 12; Frequency: 707.5 MHz; Duty Cycle: 1:1

Medium: 750 Body Medium parameters used (interpolated):

$f = 707.5 \text{ MHz}$; $\sigma = 0.929 \text{ S/m}$; $\epsilon_r = 54.954$; $\rho = 1000 \text{ kg/m}^3$

Phantom section: Flat Section; Space: 1.5 cm

Test Date: 09-16-2019; Ambient Temp: 21.5°C; Tissue Temp: 21.7°C

Probe: EX3DV4 - SN7488; ConvF(11.28, 11.28, 11.28) @ 707.5 MHz; Calibrated: 1/24/2019

Sensor-Surface: 1.4mm (Mechanical Surface Detection)

Electronics: DAE4 Sn1530; Calibrated: 1/15/2019

Phantom: Twin-SAM V5.0; Type: QD 000 P40 CD; Serial: 1800

Measurement SW: DASY52, Version 52.10 (2);SEMCAD X Version 14.6.12 (7470)

**Mode: LTE Band 12, Body SAR, Back side, Mid.ch,
10 MHz Bandwidth, QPSK, 1 RB, 0 RB Offset**

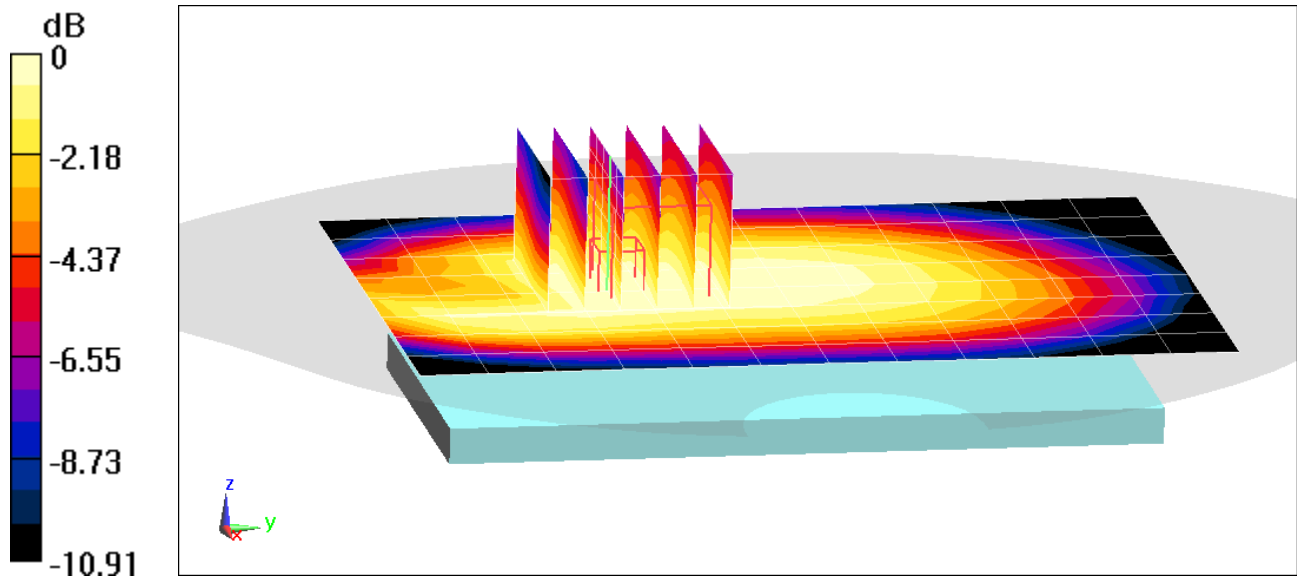
Area Scan (9x13x1): Measurement grid: dx=15mm, dy=15mm

Zoom Scan (6x6x7)/Cube 0: Measurement grid: dx=8mm, dy=8mm, dz=5mm

Reference Value = 13.82 V/m; Power Drift = -0.05 dB

Peak SAR (extrapolated) = 0.229 W/kg

SAR(1 g) = 0.173 W/kg



0 dB = 0.209 W/kg = -6.80 dBW/kg

PCTEST ENGINEERING LABORATORY, INC.

DUT: A3LSMN976U; Type: Portable Handset; Serial: 0103M

Communication System: UID 0, LTE Band 12; Frequency: 707.5 MHz; Duty Cycle: 1:1

Medium: 750 Body Medium parameters used (interpolated):

$f = 707.5$ MHz; $\sigma = 0.929$ S/m; $\epsilon_r = 54.954$; $\rho = 1000$ kg/m³

Phantom section: Flat Section; Space: 1.0 cm

Test Date: 09-16-2019; Ambient Temp: 21.5°C; Tissue Temp: 21.7°C

Probe: EX3DV4 - SN7488; ConvF(11.28, 11.28, 11.28) @ 707.5 MHz; Calibrated: 1/24/2019

Sensor-Surface: 1.4mm (Mechanical Surface Detection)

Electronics: DAE4 Sn1530; Calibrated: 1/15/2019

Phantom: Twin-SAM V5.0; Type: QD 000 P40 CD; Serial: 1800

Measurement SW: DASY52, Version 52.10 (2);SEMCAD X Version 14.6.12 (7470)

**Mode: LTE Band 12, Body SAR, Back side, Mid.ch,
10 MHz Bandwidth, QPSK, 1 RB, 0 RB Offset**

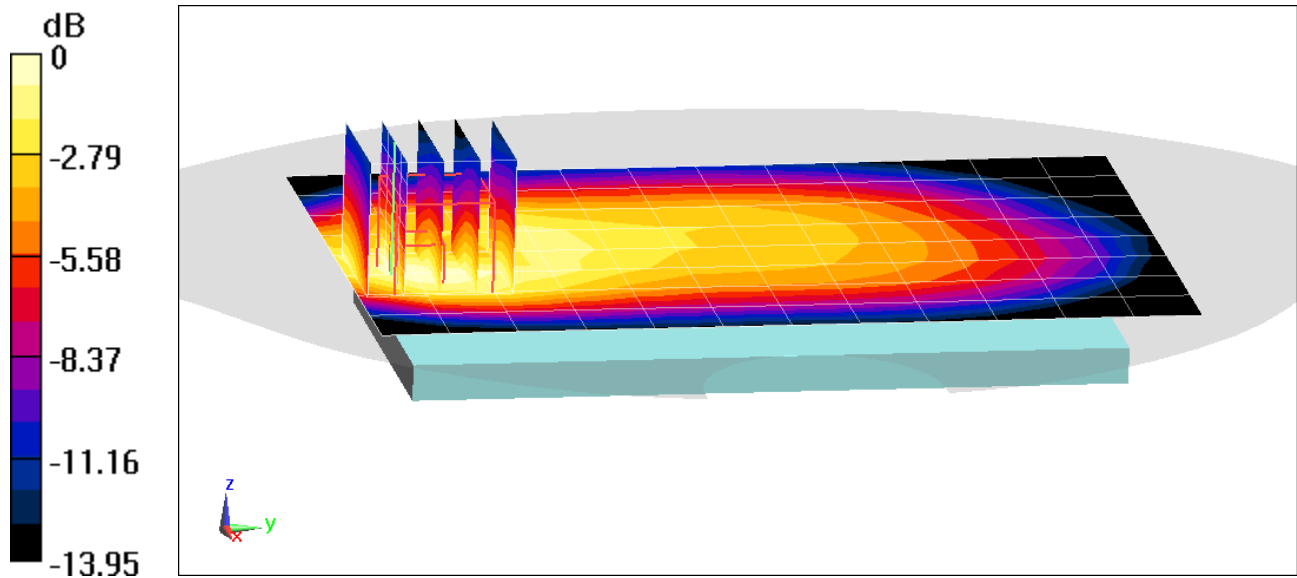
Area Scan (9x13x1): Measurement grid: dx=15mm, dy=15mm

Zoom Scan (5x5x7)/Cube 0: Measurement grid: dx=8mm, dy=8mm, dz=5mm

Reference Value = 17.75 V/m; Power Drift = -0.01 dB

Peak SAR (extrapolated) = 0.496 W/kg

SAR(1 g) = 0.282 W/kg



0 dB = 0.400 W/kg = -3.98 dBW/kg

PCTEST ENGINEERING LABORATORY, INC.

DUT: A3LSMN976U; Type: Portable Handset; Serial: 0103M

Communication System: UID 0, LTE Band 13; Frequency: 782 MHz; Duty Cycle: 1:1

Medium: 750 Body Medium parameters used (interpolated):

$f = 782 \text{ MHz}$; $\sigma = 0.962 \text{ S/m}$; $\epsilon_r = 53.757$; $\rho = 1000 \text{ kg/m}^3$

Phantom section: Flat Section; Space: 1.5 cm

Test Date: 09-18-2019; Ambient Temp: 20.5°C; Tissue Temp: 22.6°C

Probe: EX3DV4 - SN7488; ConvF(11.28, 11.28, 11.28) @ 782 MHz; Calibrated: 1/24/2019

Sensor-Surface: 1.4mm (Mechanical Surface Detection)

Electronics: DAE4 Sn1530; Calibrated: 1/15/2019

Phantom: Twin-SAM V5.0; Type: QD 000 P40 CD; Serial: 1800

Measurement SW: DASY52, Version 52.10 (2);SEMCAD X Version 14.6.12 (7470)

**Mode: LTE Band 13, Body SAR, Back side, Mid.ch,
10 MHz Bandwidth, QPSK, 1 RB, 0 RB Offset**

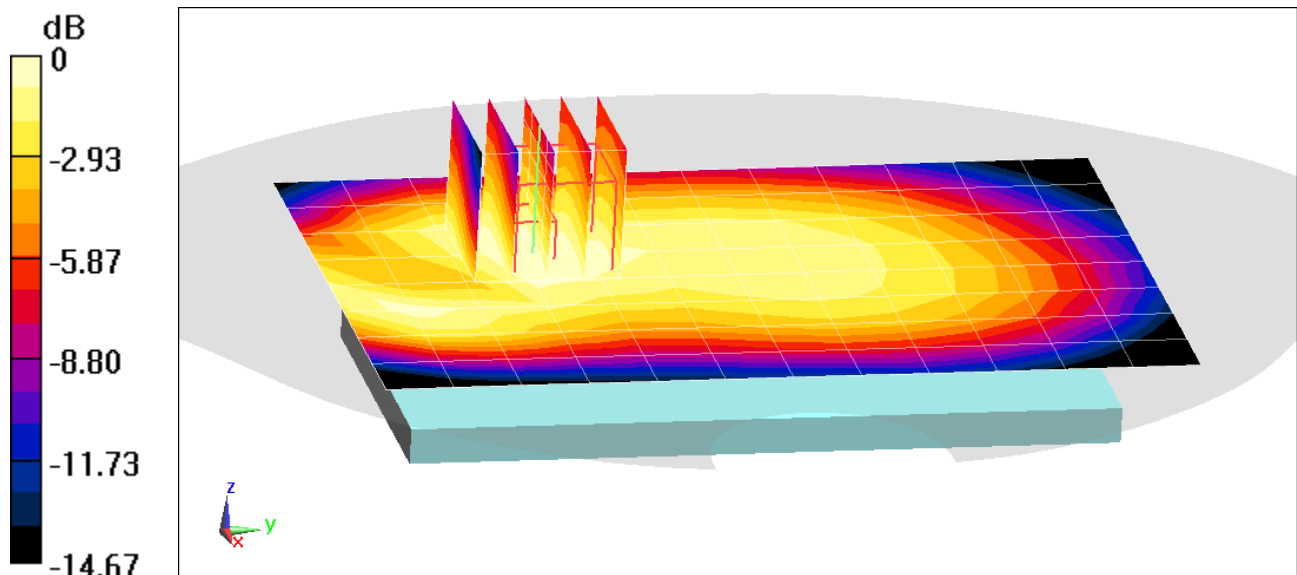
Area Scan (9x13x1): Measurement grid: dx=15mm, dy=15mm

Zoom Scan (5x5x7)/Cube 0: Measurement grid: dx=8mm, dy=8mm, dz=5mm

Reference Value = 14.83 V/m; Power Drift = 0.05 dB

Peak SAR (extrapolated) = 0.277 W/kg

SAR(1 g) = 0.204 W/kg



0 dB = 0.250 W/kg = -6.02 dBW/kg

PCTEST ENGINEERING LABORATORY, INC.

DUT: A3LSMN976U; Type: Portable Handset; Serial: 0103M

Communication System: UID 0, LTE Band 13; Frequency: 782 MHz; Duty Cycle: 1:1

Medium: 750 Body Medium parameters used (interpolated):

$f = 782 \text{ MHz}$; $\sigma = 0.962 \text{ S/m}$; $\epsilon_r = 53.757$; $\rho = 1000 \text{ kg/m}^3$

Phantom section: Flat Section; Space: 1.0 cm

Test Date: 09-18-2019; Ambient Temp: 20.5°C; Tissue Temp: 22.6°C

Probe: EX3DV4 - SN7488; ConvF(11.28, 11.28, 11.28) @ 782 MHz; Calibrated: 1/24/2019

Sensor-Surface: 1.4mm (Mechanical Surface Detection)

Electronics: DAE4 Sn1530; Calibrated: 1/15/2019

Phantom: Twin-SAM V5.0; Type: QD 000 P40 CD; Serial: 1800

Measurement SW: DASY52, Version 52.10 (2);SEMCAD X Version 14.6.12 (7470)

**Mode: LTE Band 13, Body SAR, Back side, Mid.ch,
10 MHz Bandwidth, QPSK, 1 RB, 0 RB Offset**

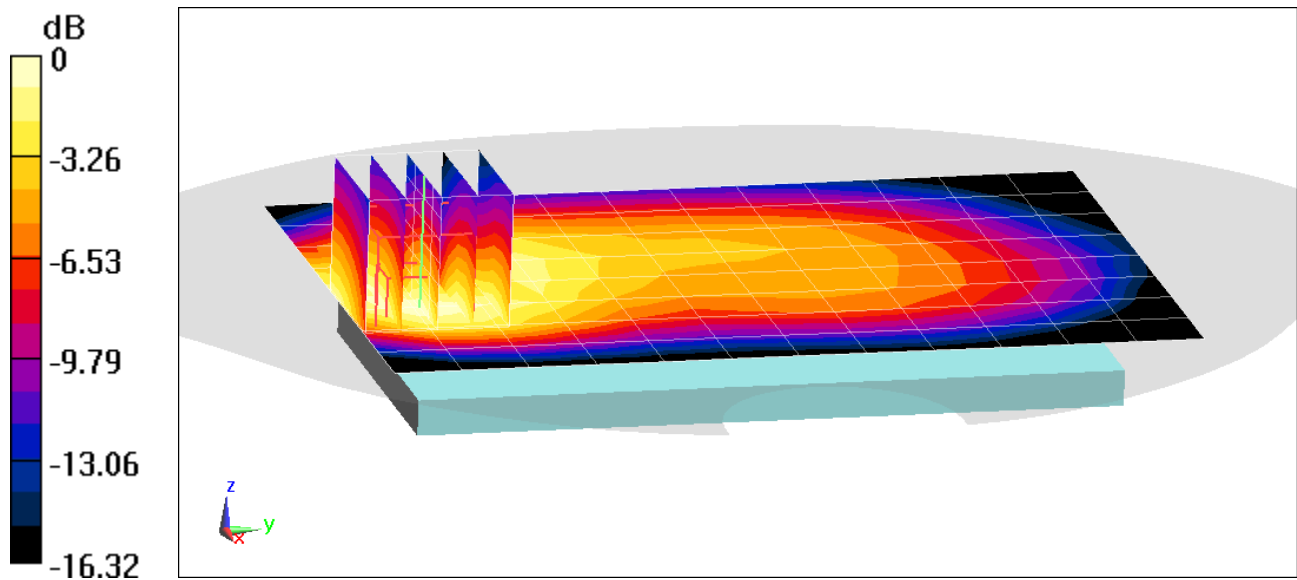
Area Scan (9x13x1): Measurement grid: dx=15mm, dy=15mm

Zoom Scan (5x5x7)/Cube 0: Measurement grid: dx=8mm, dy=8mm, dz=5mm

Reference Value = 21.48 V/m; Power Drift = -0.02 dB

Peak SAR (extrapolated) = 0.736 W/kg

SAR(1 g) = 0.420 W/kg



0 dB = 0.598 W/kg = -2.23 dBW/kg

PCTEST ENGINEERING LABORATORY, INC.

DUT: A3LSMN976U; Type: Portable Handset; Serial: 0103M

Communication System: UID 0, LTE Band 14; Frequency: 793 MHz; Duty Cycle: 1:1

Medium: 750 Body Medium parameters used (interpolated):

$f = 793 \text{ MHz}$; $\sigma = 0.965 \text{ S/m}$; $\epsilon_r = 53.726$; $\rho = 1000 \text{ kg/m}^3$

Phantom section: Flat Section; Space: 1.5 cm

Test Date: 09-18-2019; Ambient Temp: 20.5°C; Tissue Temp: 22.6°C

Probe: EX3DV4 - SN7488; ConvF(11.28, 11.28, 11.28) @ 793 MHz; Calibrated: 1/24/2019

Sensor-Surface: 1.4mm (Mechanical Surface Detection)

Electronics: DAE4 Sn1530; Calibrated: 1/15/2019

Phantom: Twin-SAM V5.0; Type: QD 000 P40 CD; Serial: 1800

Measurement SW: DASY52, Version 52.10 (2);SEMCAD X Version 14.6.12 (7470)

**Mode: LTE Band 14, Body SAR, Back side, Mid.ch,
10 MHz Bandwidth, QPSK, 1 RB, 0 RB Offset**

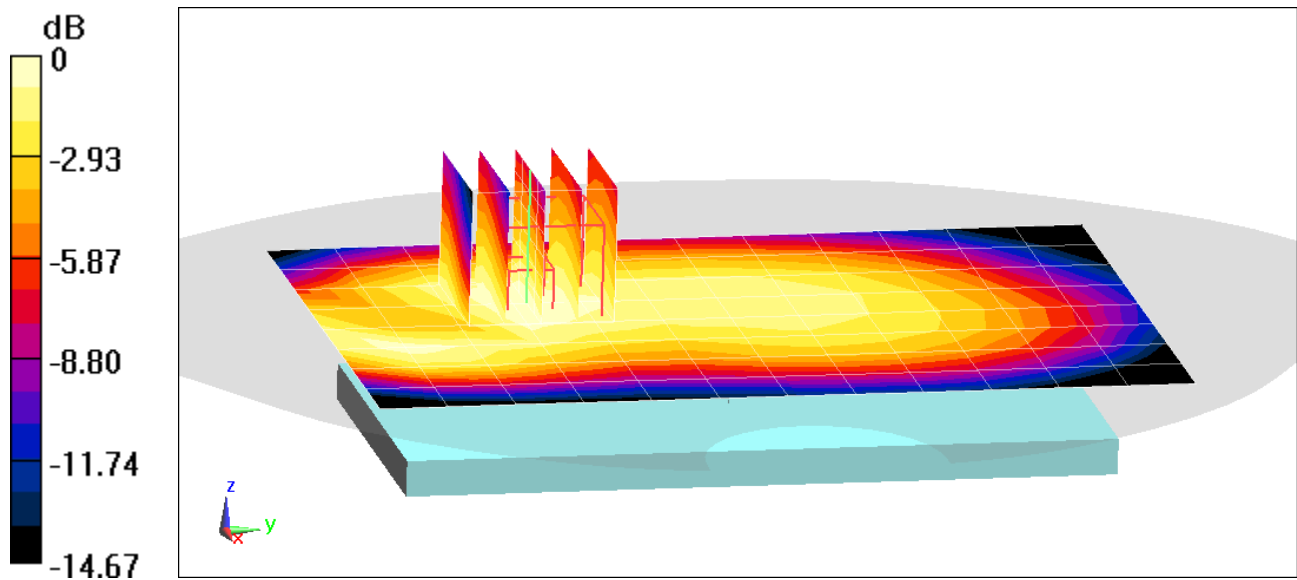
Area Scan (9x13x1): Measurement grid: dx=15mm, dy=15mm

Zoom Scan (5x5x7)/Cube 0: Measurement grid: dx=8mm, dy=8mm, dz=5mm

Reference Value = 14.88 V/m; Power Drift = 0.02 dB

Peak SAR (extrapolated) = 0.283 W/kg

SAR(1 g) = 0.205 W/kg



0 dB = 0.255 W/kg = -5.93 dBW/kg

PCTEST ENGINEERING LABORATORY, INC.

DUT: A3LSMN976U; Type: Portable Handset; Serial: 0103M

Communication System: UID 0, LTE Band 14; Frequency: 793 MHz; Duty Cycle: 1:1

Medium: 750 Body Medium parameters used (interpolated):

$f = 793 \text{ MHz}$; $\sigma = 0.965 \text{ S/m}$; $\epsilon_r = 53.726$; $\rho = 1000 \text{ kg/m}^3$

Phantom section: Flat Section; Space: 1.0 cm

Test Date: 09-18-2019; Ambient Temp: 20.5°C; Tissue Temp: 22.6°C

Probe: EX3DV4 - SN7488; ConvF(11.28, 11.28, 11.28) @ 793 MHz; Calibrated: 1/24/2019

Sensor-Surface: 1.4mm (Mechanical Surface Detection)

Electronics: DAE4 Sn1530; Calibrated: 1/15/2019

Phantom: Twin-SAM V5.0; Type: QD 000 P40 CD; Serial: 1800

Measurement SW: DASY52, Version 52.10 (2);SEMCAD X Version 14.6.12 (7470)

**Mode: LTE Band 14, Body SAR, Back side, Mid.ch,
10 MHz Bandwidth, QPSK, 1 RB, 0 RB Offset**

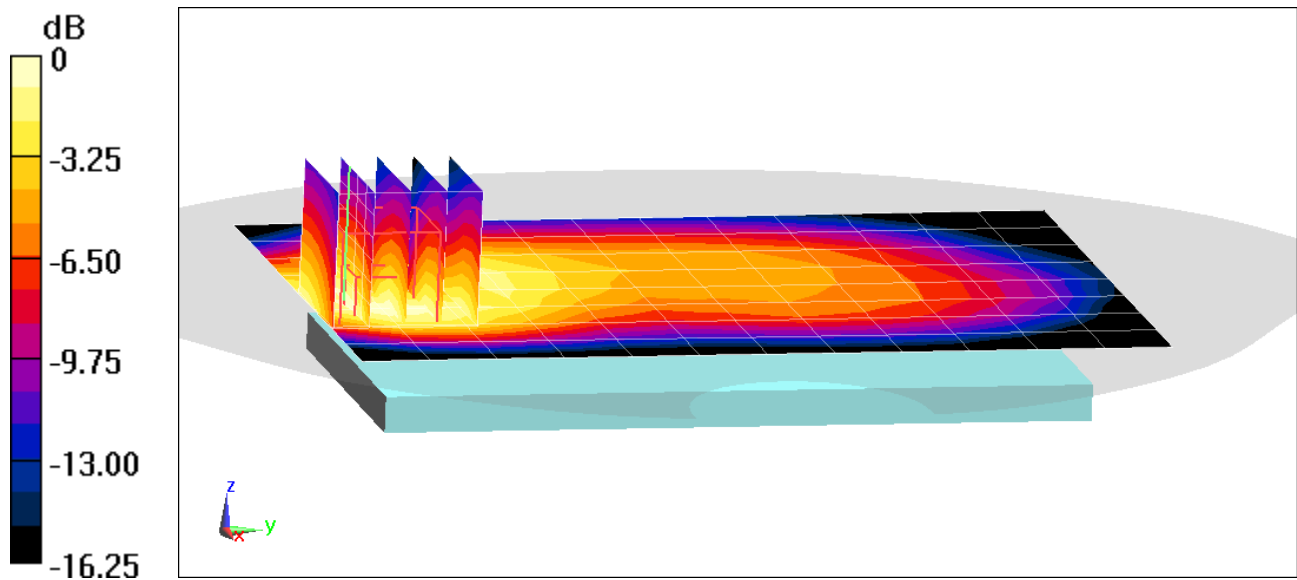
Area Scan (9x13x1): Measurement grid: dx=15mm, dy=15mm

Zoom Scan (5x5x7)/Cube 0: Measurement grid: dx=8mm, dy=8mm, dz=5mm

Reference Value = 20.99 V/m; Power Drift = -0.01 dB

Peak SAR (extrapolated) = 0.708 W/kg

SAR(1 g) = 0.406 W/kg



PCTEST ENGINEERING LABORATORY, INC.

DUT: A3LSMN976U; Type: Portable Handset; Serial: 0103M

Communication System: UID 0, LTE Band 26; Frequency: 831.5 MHz; Duty Cycle: 1:1

Medium: 835 Body Medium parameters used (interpolated):

$f = 831.5$ MHz; $\sigma = 0.942$ S/m; $\epsilon_r = 53.35$; $\rho = 1000$ kg/m³

Phantom section: Flat Section; Space: 1.5 cm

Test Date: 09-23-2019; Ambient Temp: 21.8°C; Tissue Temp: 21.3°C

Probe: EX3DV4 - SN3914; ConvF(9.46, 9.46, 9.46) @ 831.5 MHz; Calibrated: 2/19/2019

Sensor-Surface: 1.4mm (Mechanical Surface Detection)

Electronics: DAE4 Sn1272; Calibrated: 2/14/2019

Phantom: Twin-SAM V5.0 Front 30; Type: QD 000 P40 CD; Serial: 1646

Measurement SW: DASY52, Version 52.10 (2);SEMCAD X Version 14.6.12 (7470)

**Mode: LTE Band 26 (Cell.), Body SAR, Back side, Mid.ch,
15 MHz Bandwidth, QPSK, 1 RB, 0 RB Offset**

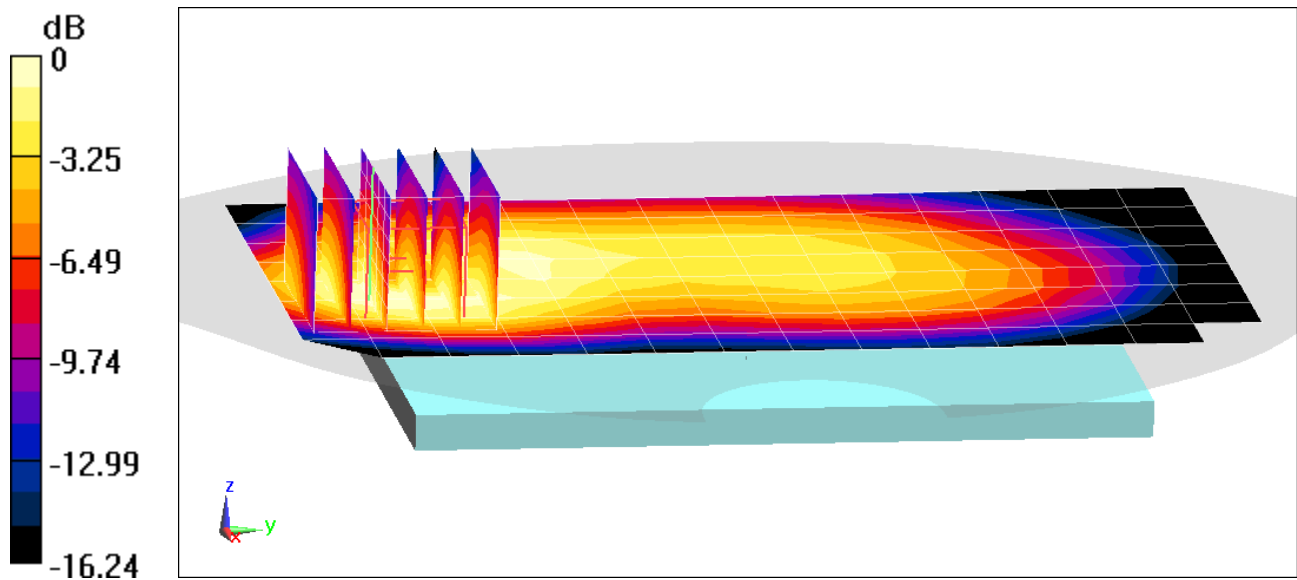
Area Scan (9x15x1): Measurement grid: dx=15mm, dy=15mm

Zoom Scan (6x6x7)/Cube 0: Measurement grid: dx=8mm, dy=8mm, dz=5mm

Reference Value = 16.84 V/m; Power Drift = 0.00 dB

Peak SAR (extrapolated) = 0.411 W/kg

SAR(1 g) = 0.255 W/kg



0 dB = 0.346 W/kg = -4.61 dBW/kg

PCTEST ENGINEERING LABORATORY, INC.

DUT: A3LSMN976U; Type: Portable Handset; Serial: 0103M

Communication System: UID 0, LTE Band 26; Frequency: 831.5 MHz; Duty Cycle: 1:1
Medium: 835 Body Medium parameters used (interpolated):
 $f = 831.5 \text{ MHz}$; $\sigma = 0.942 \text{ S/m}$; $\epsilon_r = 53.35$; $\rho = 1000 \text{ kg/m}^3$
Phantom section: Flat Section; Space: 1.0 cm

Test Date: 09-23-2019; Ambient Temp: 21.8°C; Tissue Temp: 21.3°C

Probe: EX3DV4 - SN3914; ConvF(9.46, 9.46, 9.46) @ 831.5 MHz; Calibrated: 2/19/2019
Sensor-Surface: 1.4mm (Mechanical Surface Detection)
Electronics: DAE4 Sn1272; Calibrated: 2/14/2019
Phantom: Twin-SAM V5.0 Front 30; Type: QD 000 P40 CD; Serial: 1646
Measurement SW: DASY52, Version 52.10 (2);SEMCAD X Version 14.6.12 (7470)

**Mode: LTE Band 26 (Cell.), Body SAR, Back side, Mid.ch,
15 MHz Bandwidth, QPSK, 1 RB, 0 RB Offset**

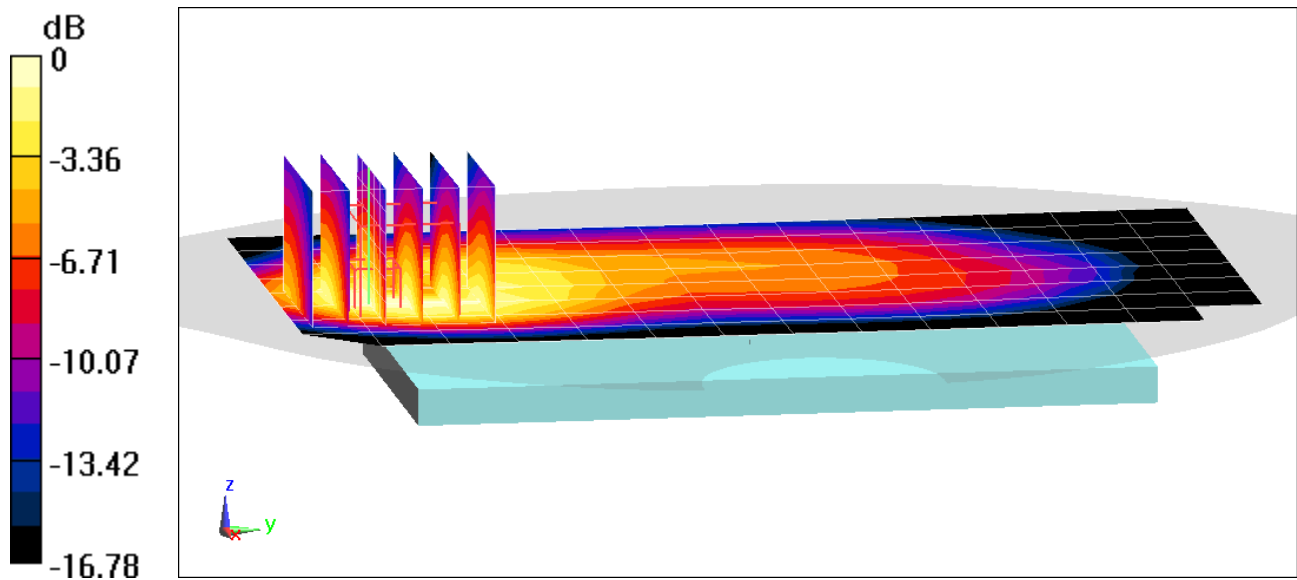
Area Scan (9x15x1): Measurement grid: dx=15mm, dy=15mm

Zoom Scan (6x6x7)/Cube 0: Measurement grid: dx=8mm, dy=8mm, dz=5mm

Reference Value = 22.97 V/m; Power Drift = 0.00 dB

Peak SAR (extrapolated) = 0.797 W/kg

SAR(1 g) = 0.462 W/kg



0 dB = 0.666 W/kg = -1.77 dBW/kg

PCTEST ENGINEERING LABORATORY, INC.

DUT: A3LSMN976U; Type: Portable Handset; Serial: 0103M

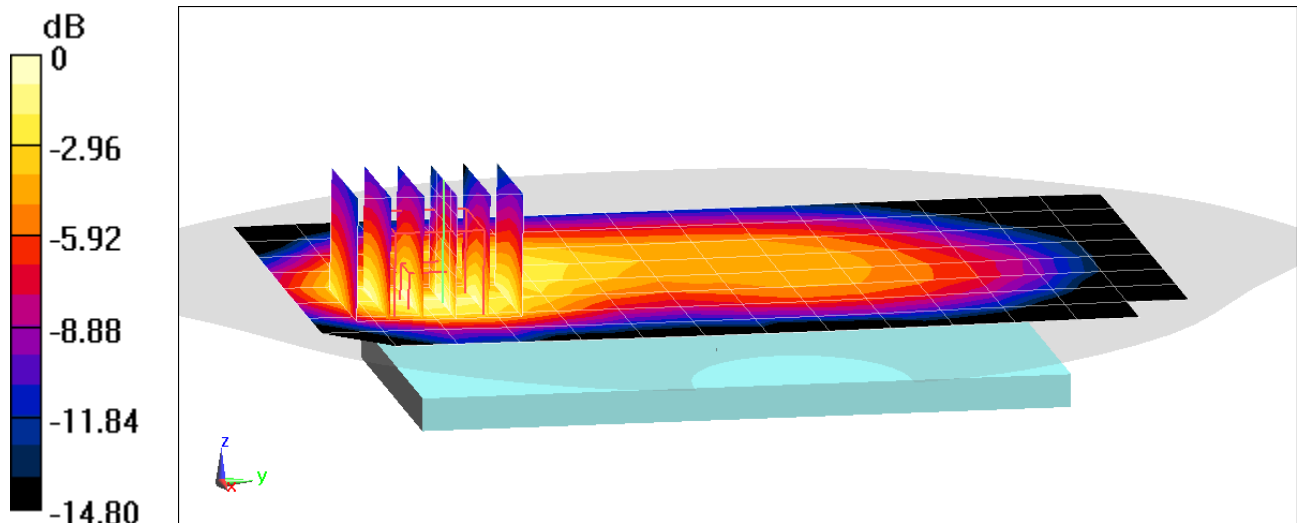
Communication System: UID 0, LTE Band 5; Frequency: 836.5 MHz; Duty Cycle: 1:1
Medium: 835 Body Medium parameters used (interpolated):
 $f = 836.5$ MHz; $\sigma = 0.966$ S/m; $\epsilon_r = 55.191$; $\rho = 1000$ kg/m³
Phantom section: Flat Section; Space: 1.5 cm

Test Date: 10-10-2019; Ambient Temp: 23.5°C; Tissue Temp: 20.5°C

Probe: EX3DV4 - SN7357; ConvF(9.95, 9.95, 9.95) @ 836.5 MHz; Calibrated: 4/24/2019
Sensor-Surface: 1.4mm (Mechanical Surface Detection)
Electronics: DAE4 Sn1407; Calibrated: 4/18/2019
Phantom: Twin-SAM V4.0 (30); Type: QD 000 P40 CC; Serial: 1167
Measurement SW: DASY52, Version 52.10 (2);SEMCAD X Version 14.6.12 (7470)

Mode: LTE Band 5 (Cell.), ULCA, Body SAR, Back side, Mid.ch,
PCC: Ch. 20525, 10 MHz Bandwidth, QPSK, 1 RB, 0 RB Offset
SCC: Ch. 20453, 5 MHz Bandwidth, QPSK, 1 RB, 24 RB Offset

Area Scan (9x15x1): Measurement grid: dx=15mm, dy=15mm
Zoom Scan (5x6x7)/Cube 0: Measurement grid: dx=8mm, dy=8mm, dz=5mm
Reference Value = 17.28 V/m; Power Drift = 0.00 dB
Peak SAR (extrapolated) = 0.435 W/kg
SAR(1 g) = 0.271 W/kg



0 dB = 0.367 W/kg = -4.35 dBW/kg

PCTEST ENGINEERING LABORATORY, INC.

DUT: A3LSMN976U; Type: Portable Handset; Serial: 0103M

Communication System: UID 0, LTE Band 5; Frequency: 836.5 MHz; Duty Cycle: 1:1
Medium: 835 Body Medium parameters used (interpolated):
 $f = 836.5 \text{ MHz}$; $\sigma = 0.966 \text{ S/m}$; $\epsilon_r = 55.191$; $\rho = 1000 \text{ kg/m}^3$
Phantom section: Flat Section; Space: 1.0 cm

Test Date: 10-10-2019; Ambient Temp: 23.5°C; Tissue Temp: 20.5°C

Probe: EX3DV4 - SN7357; ConvF(9.95, 9.95, 9.95) @ 836.5 MHz; Calibrated: 4/24/2019
Sensor-Surface: 1.4mm (Mechanical Surface Detection)
Electronics: DAE4 Sn1407; Calibrated: 4/18/2019
Phantom: Twin-SAM V4.0 (30); Type: QD 000 P40 CC; Serial: 1167
Measurement SW: DASY52, Version 52.10 (2);SEMCAD X Version 14.6.12 (7470)

Mode: LTE Band 5 (Cell.), ULCA, Body SAR, Back side, Mid.ch,
PCC: Ch. 20525, 10 MHz Bandwidth, QPSK, 1 RB, 0 RB Offset
SCC: Ch. 20453, 5 MHz Bandwidth, QPSK, 1 RB, 24 RB Offset

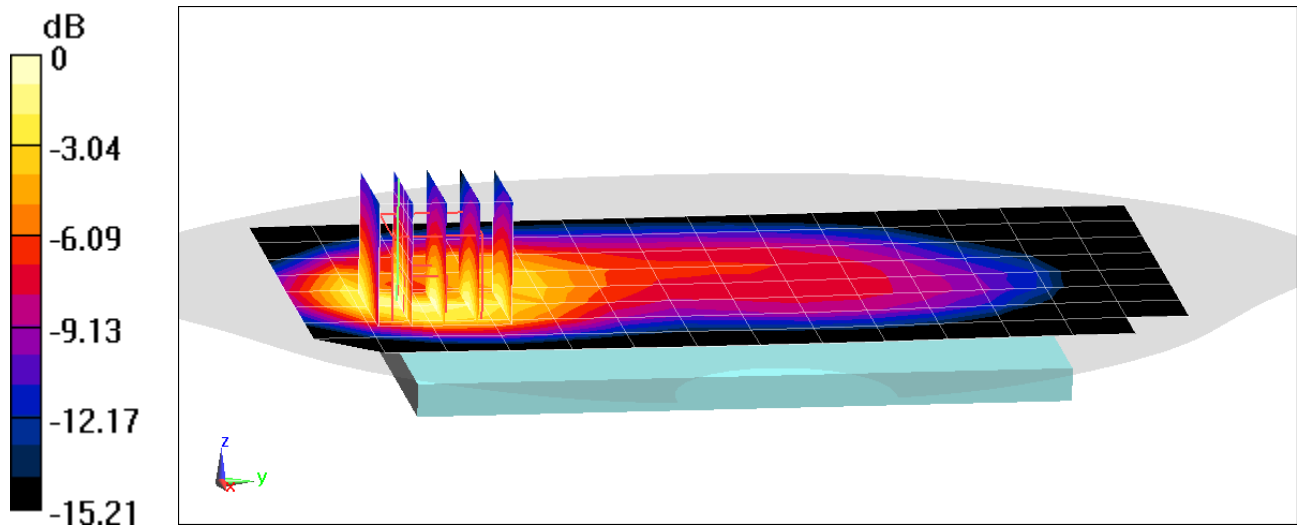
Area Scan (9x15x1): Measurement grid: dx=15mm, dy=15mm

Zoom Scan (5x5x7)/Cube 0: Measurement grid: dx=8mm, dy=8mm, dz=5mm

Reference Value = 25.33 V/m; Power Drift = 0.00 dB

Peak SAR (extrapolated) = 0.988 W/kg

SAR(1 g) = 0.583 W/kg



0 dB = 0.815 W/kg = -0.89 dBW/kg

PCTEST ENGINEERING LABORATORY, INC.

DUT: A3LSMN976U; Type: Portable Handset; Serial: 0665M

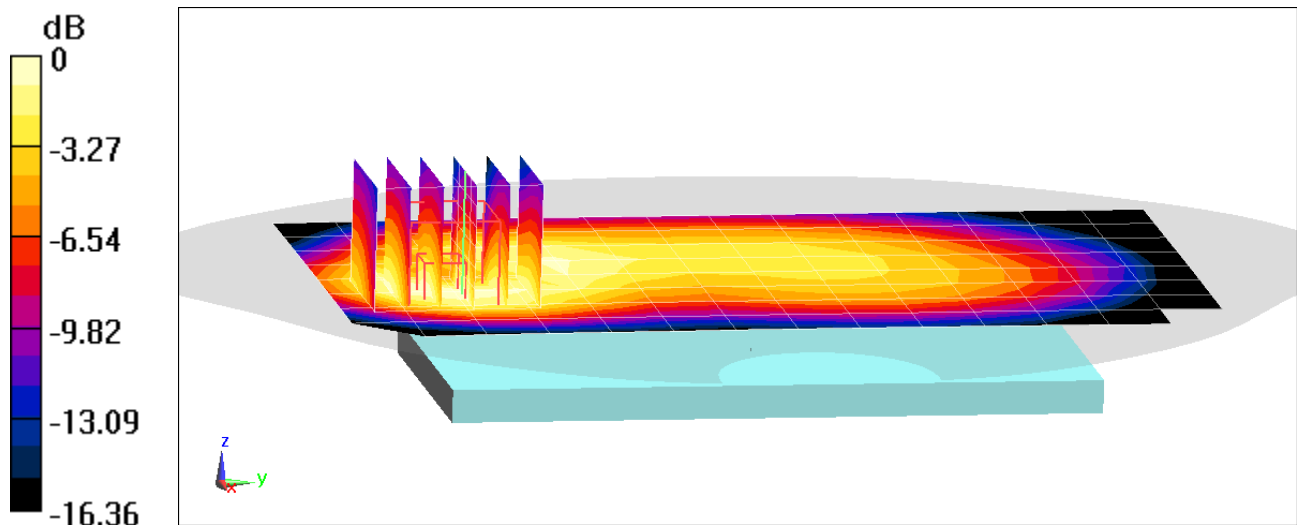
Communication System: UID 0, NR Band n5; Frequency: 836.5 MHz; Duty Cycle: 1:1
Medium: 835 Body Medium parameters used (interpolated):
 $f = 836.5 \text{ MHz}$; $\sigma = 0.979 \text{ S/m}$; $\epsilon_r = 52.626$; $\rho = 1000 \text{ kg/m}^3$
Phantom section: Flat Section; Space: 1.5 cm

Test Date: 10-17-2019; Ambient Temp: 19.3°C; Tissue Temp: 20.0°C

Probe: EX3DV4 - SN7551; ConvF(9.92, 9.92, 9.92) @ 836.5 MHz; Calibrated: 9/19/2019
Sensor-Surface: 1.4mm (Mechanical Surface Detection)
Electronics: DAE4 Sn1333; Calibrated: 9/17/2019
Phantom: Twin-SAM V5.0; Type: QD 000 P40 CD; Serial: 1792
Measurement SW: DASY52, Version 52.10 (2);SEMCAD X Version 14.6.12 (7470)

**Mode: NR Band n5 (Cell.), Body SAR, Back side, Mid.ch,
20 MHz Bandwidth, DFT-s-OFDM QPSK, 50 RB, 26 RB Offset**

Area Scan (9x15x1): Measurement grid: dx=15mm, dy=15mm
Zoom Scan (5x6x7)/Cube 0: Measurement grid: dx=8mm, dy=8mm, dz=5mm
Reference Value = 16.65 V/m; Power Drift = -0.02 dB
Peak SAR (extrapolated) = 0.433 W/kg
SAR(1 g) = 0.261 W/kg



0 dB = 0.358 W/kg = -4.46 dBW/kg

PCTEST ENGINEERING LABORATORY, INC.

DUT: A3LSMN976U; Type: Portable Handset; Serial: 0665M

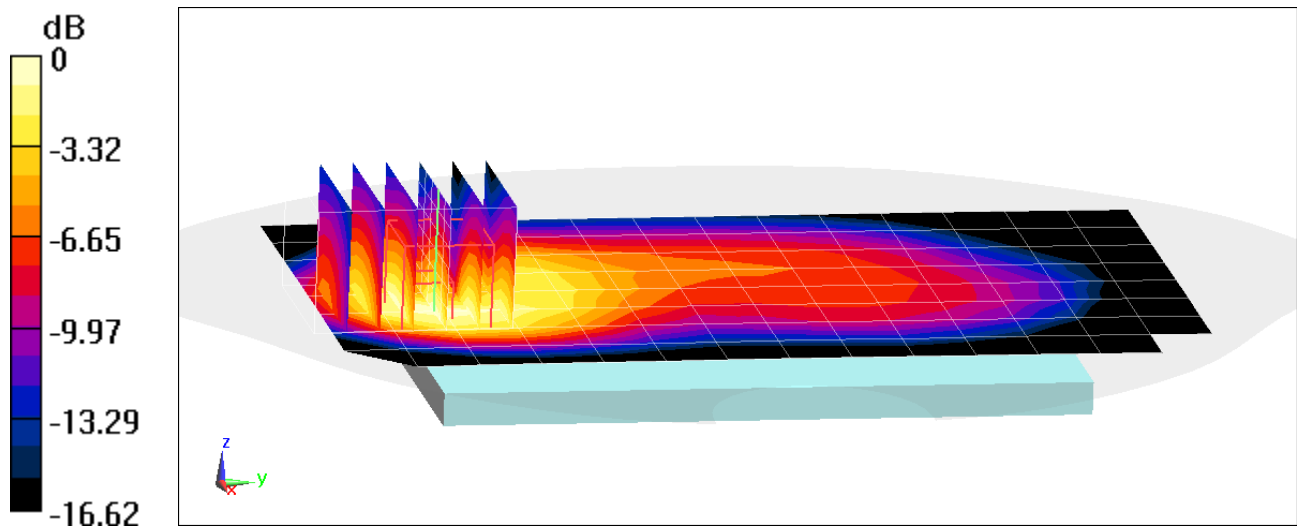
Communication System: UID 0, NR Band n5; Frequency: 836.5 MHz; Duty Cycle: 1:1
Medium: 835 Body Medium parameters used (interpolated):
 $f = 836.5 \text{ MHz}$; $\sigma = 0.979 \text{ S/m}$; $\epsilon_r = 52.626$; $\rho = 1000 \text{ kg/m}^3$
Phantom section: Flat Section; Space: 1.0 cm

Test Date: 10-17-2019; Ambient Temp: 19.3°C; Tissue Temp: 20.0°C

Probe: EX3DV4 - SN7551; ConvF(9.92, 9.92, 9.92) @ 836.5 MHz; Calibrated: 9/19/2019
Sensor-Surface: 1.4mm (Mechanical Surface Detection)
Electronics: DAE4 Sn1333; Calibrated: 9/17/2019
Phantom: Twin-SAM V5.0; Type: QD 000 P40 CD; Serial: 1792
Measurement SW: DASY52, Version 52.10 (2);SEMCAD X Version 14.6.12 (7470)

**Mode: NR Band n5 (Cell.), Body SAR, Back side, Mid.ch,
20 MHz Bandwidth, DFT-s-OFDM QPSK, 1 RB, 1 RB Offset**

Area Scan (9x15x1): Measurement grid: dx=15mm, dy=15mm
Zoom Scan (6x6x7)/Cube 0: Measurement grid: dx=8mm, dy=8mm, dz=5mm
Reference Value = 23.98 V/m; Power Drift = -0.06 dB
Peak SAR (extrapolated) = 0.998 W/kg
SAR(1 g) = 0.574 W/kg



0 dB = 0.824 W/kg = -0.84 dBW/kg

PCTEST ENGINEERING LABORATORY, INC.

DUT: A3LSMN976U; Type: Portable Handset; Serial: 0096M

Communication System: UID 0, LTE Band 66 (AWS); Frequency: 1745 MHz; Duty Cycle: 1:1

Medium: 1750 Body Medium parameters used:

$f = 1745 \text{ MHz}$; $\sigma = 1.527 \text{ S/m}$; $\epsilon_r = 52.121$; $\rho = 1000 \text{ kg/m}^3$

Phantom section: Flat Section; Space: 1.5 cm

Test Date: 09-25-2019; Ambient Temp: 21.8°C; Tissue Temp: 20.1°C

Probe: EX3DV4 - SN7357; ConvF(8.26, 8.26, 8.26) @ 1745 MHz; Calibrated: 4/24/2019

Sensor-Surface: 1.4mm (Mechanical Surface Detection)

Electronics: DAE4 Sn1407; Calibrated: 4/18/2019

Phantom: Right Back Twin-SAM V5.0; Type: QD 000 P40 CD; Serial: 1692

Measurement SW: DASY52, Version 52.10 (2);SEMCAD X Version 14.6.12 (7470)

**Mode: LTE Band 66 (AWS), Body SAR, Back side, Mid.ch,
20 MHz Bandwidth, QPSK, 1 RB, 0 RB Offset**

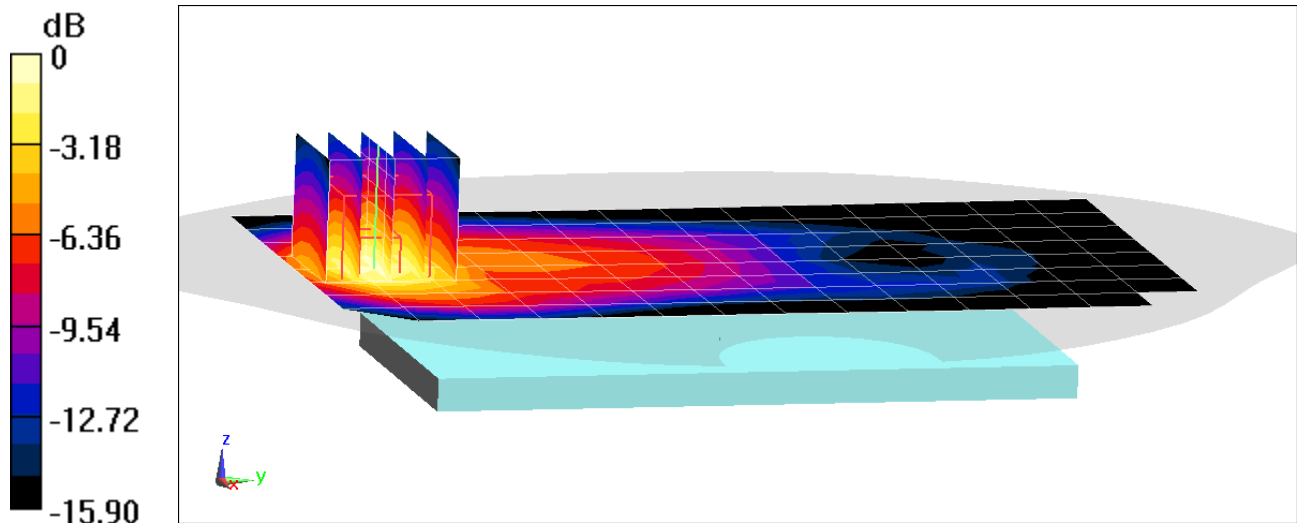
Area Scan (9x15x1): Measurement grid: dx=15mm, dy=15mm

Zoom Scan (5x5x7)/Cube 0: Measurement grid: dx=8mm, dy=8mm, dz=5mm

Reference Value = 24.16 V/m; Power Drift = 0.13 dB

Peak SAR (extrapolated) = 1.38 W/kg

SAR(1 g) = 0.835 W/kg



0 dB = 1.19 W/kg = 0.76 dBW/kg

PCTEST ENGINEERING LABORATORY, INC.

DUT: A3LSMN976U; Type: Portable Handset; Serial: 0096M

Communication System: UID 0, _LTE Band 66 (AWS); Frequency: 1770 MHz; Duty Cycle: 1:1
Medium: 1750 Body Medium parameters used:
 $f = 1770 \text{ MHz}$; $\sigma = 1.554 \text{ S/m}$; $\epsilon_r = 52.026$; $\rho = 1000 \text{ kg/m}^3$
Phantom section: Flat Section; Space: 1.0 cm

Test Date: 09-25-2019; Ambient Temp: 21.8°C; Tissue Temp: 20.1°C

Probe: EX3DV4 - SN7357; ConvF(8.26, 8.26, 8.26) @ 1770 MHz; Calibrated: 4/24/2019
Sensor-Surface: 1.4mm (Mechanical Surface Detection)
Electronics: DAE4 Sn1407; Calibrated: 4/18/2019
Phantom: Right Back Twin-SAM V5.0; Type: QD 000 P40 CD; Serial: 1692
Measurement SW: DASY52, Version 52.10 (2);SEMCAD X Version 14.6.12 (7470)

**Mode: LTE Band 66 (AWS), Body SAR, Bottom Edge, High.ch,
20 MHz Bandwidth, QPSK, 50 RB, 25 RB Offset**

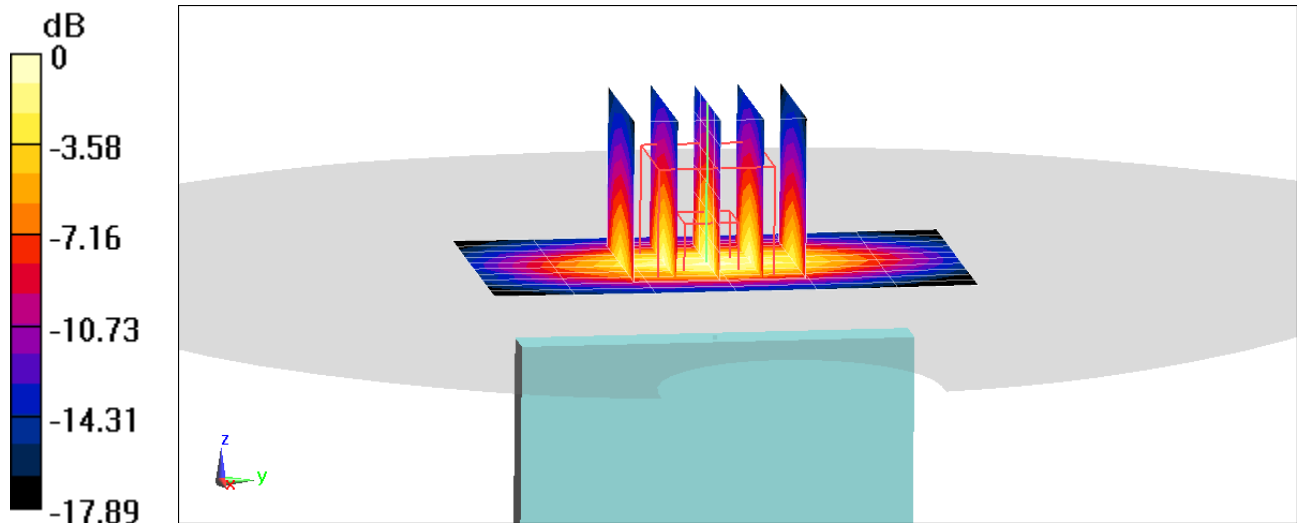
Area Scan (11x7x1): Measurement grid: dx=5mm, dy=15mm

Zoom Scan (5x5x7)/Cube 0: Measurement grid: dx=8mm, dy=8mm, dz=5mm

Reference Value = 29.32 V/m; Power Drift = -0.03 dB

Peak SAR (extrapolated) = 2.14 W/kg

SAR(1 g) = 1.2 W/kg



0 dB = 1.81 W/kg = 2.58 dBW/kg

PCTEST ENGINEERING LABORATORY, INC.

DUT: A3LSMN976U; Type: Portable Handset; Serial: 0096M

Communication System: UID 0, LTE Band 25 (PCS); Frequency: 1860 MHz; Duty Cycle: 1:1

Medium: 1900 Body Medium parameters used (interpolated):

$f = 1860 \text{ MHz}$; $\sigma = 1.52 \text{ S/m}$; $\epsilon_r = 53.638$; $\rho = 1000 \text{ kg/m}^3$

Phantom section: Flat Section; Space: 1.5 cm

Test Date: 09-16-2019; Ambient Temp: 22.1°C; Tissue Temp: 20.9°C

Probe: EX3DV4 - SN3914; ConvF(7.6, 7.6, 7.6) @ 1860 MHz; Calibrated: 2/19/2019

Sensor-Surface: 1.4mm (Mechanical Surface Detection)

Electronics: DAE4 Sn1272; Calibrated: 2/14/2019

Phantom: Twin-SAM V5.0 Front 30; Type: QD 000 P40 CD; Serial: 1646

Measurement SW: DASY52, Version 52.10 (2);SEMCAD X Version 14.6.12 (7470)

**Mode: LTE Band 25 (PCS), Body SAR, Back side, Low.ch,
20 MHz Bandwidth, QPSK, 1 RB, 50 RB Offset**

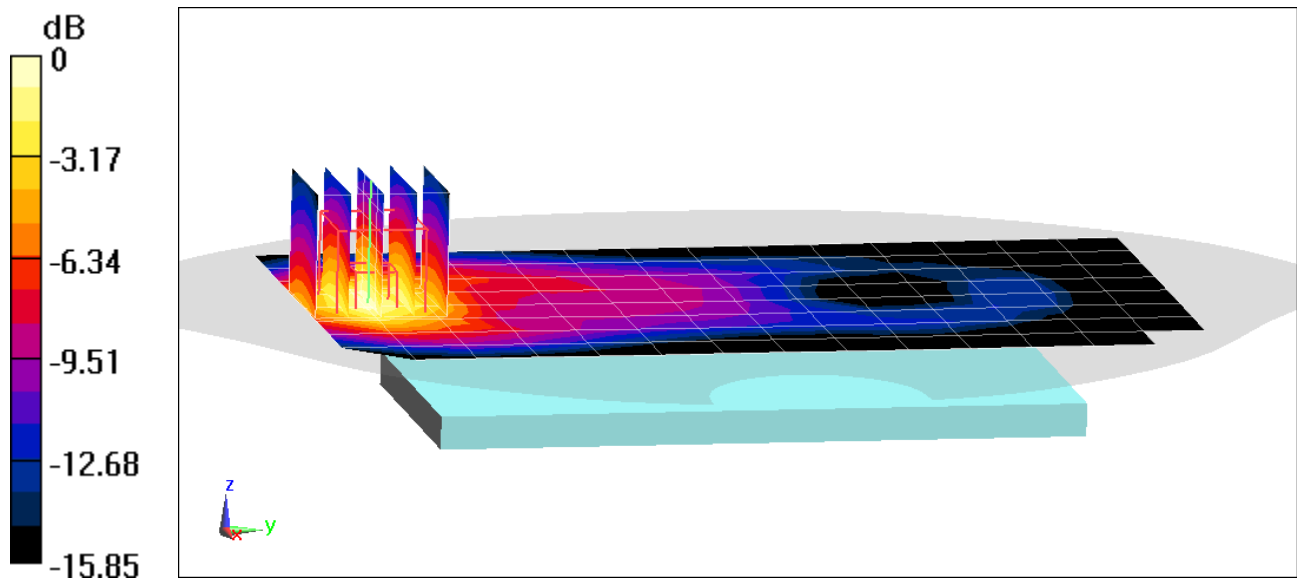
Area Scan (9x15x1): Measurement grid: dx=15mm, dy=15mm

Zoom Scan (5x5x7)/Cube 0: Measurement grid: dx=8mm, dy=8mm, dz=5mm

Reference Value = 20.42 V/m; Power Drift = -0.05 dB

Peak SAR (extrapolated) = 0.951 W/kg

SAR(1 g) = 0.575 W/kg



0 dB = 0.812 W/kg = -0.90 dBW/kg

PCTEST ENGINEERING LABORATORY, INC.

DUT: A3LSMN976U; Type: Portable Handset; Serial: 0096M

Communication System: UID 0, LTE Band 25 (PCS); Frequency: 1905 MHz; Duty Cycle: 1:1
Medium: 1900 Body Medium parameters used:
 $f = 1905 \text{ MHz}$; $\sigma = 1.562 \text{ S/m}$; $\epsilon_r = 52.205$; $\rho = 1000 \text{ kg/m}^3$
Phantom section: Flat Section; Space: 1.0 cm

Test Date: 11-04-2019; Ambient Temp: 22.3°C; Tissue Temp: 22.2°C

Probe: EX3DV4 - SN7488; ConvF(8.37, 8.37, 8.37) @ 1905 MHz; Calibrated: 1/24/2019
Sensor-Surface: 1.4mm (Mechanical Surface Detection)
Electronics: DAE4 Sn1530; Calibrated: 1/15/2019
Phantom: Twin-SAM V5.0; Type: QD 000 P40 CD; Serial: 1800
Measurement SW: DASY52, Version 52.10 (2);SEMCAD X Version 14.6.12 (7470)

**Mode: LTE Band 25 (PCS), Body SAR, Bottom Edge, High.ch,
20 MHz Bandwidth, QPSK, 50 RB, 25 RB Offset**

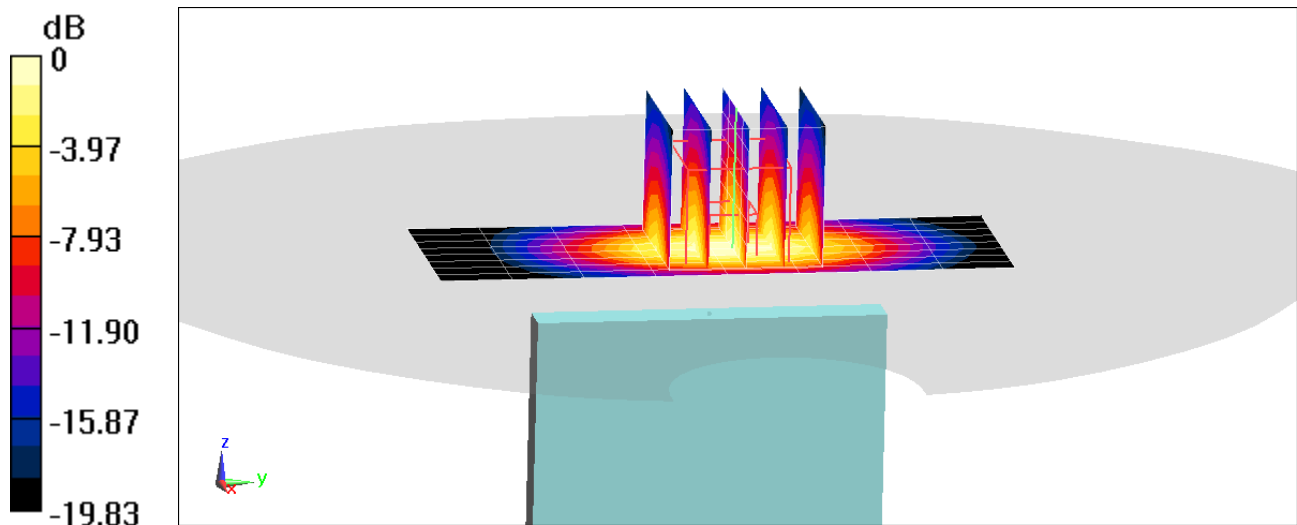
Area Scan (9x9x1): Measurement grid: dx=5mm, dy=15mm

Zoom Scan (5x5x7)/Cube 0: Measurement grid: dx=8mm, dy=8mm, dz=5mm

Reference Value = 23.88 V/m; Power Drift = -0.09 dB

Peak SAR (extrapolated) = 1.47 W/kg

SAR(1 g) = 0.792 W/kg



0 dB = 1.23 W/kg = 0.90 dBW/kg

PCTEST ENGINEERING LABORATORY, INC.

DUT: A3LSMN976U; Type: Portable Handset; Serial: 0096M

Communication System: UID 0, LTE Band 2 (PCS); Frequency: 1860 MHz; Duty Cycle: 1:1

Medium: 1900 Body Medium parameters used:

$f = 1860 \text{ MHz}$; $\sigma = 1.528 \text{ S/m}$; $\epsilon_r = 52.586$; $\rho = 1000 \text{ kg/m}^3$

Phantom section: Flat Section; Space: 1.5 cm

Test Date: 09-30-2019; Ambient Temp: 23.0°C; Tissue Temp: 21.7°C

Probe: EX3DV4 - SN7547; ConvF(7.53, 7.53, 7.53) @ 1860 MHz; Calibrated: 7/15/2019

Sensor-Surface: 1.4mm (Mechanical Surface Detection)

Electronics: DAE4 Sn1323; Calibrated: 7/11/2019

Phantom: Right Twin-SAM V5.0; Type: QD 000 P40 CD; Serial: 1797

Measurement SW: DASY52, Version 52.10 (2);SEMCAD X Version 14.6.12 (7470)

**Mode: LTE Band 2 (PCS), Body SAR, Back side, Low.ch,
20 MHz Bandwidth, QPSK, 1 RB, 99 RB Offset**

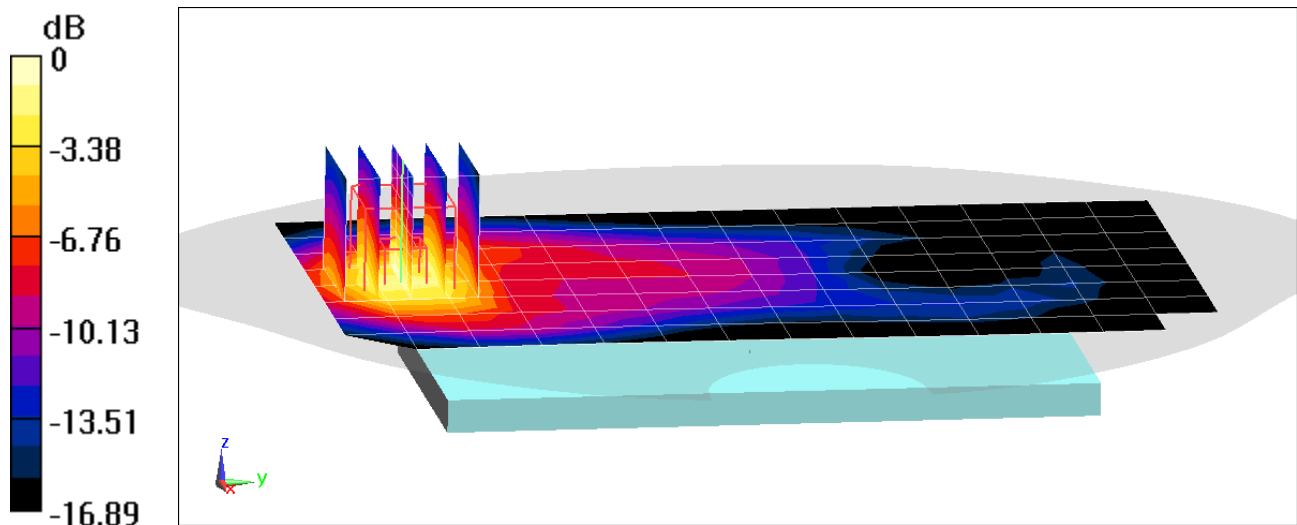
Area Scan (9x15x1): Measurement grid: dx=15mm, dy=15mm

Zoom Scan (5x5x7)/Cube 0: Measurement grid: dx=8mm, dy=8mm, dz=5mm

Reference Value = 22.65 V/m; Power Drift = 0.11 dB

Peak SAR (extrapolated) = 1.23 W/kg

SAR(1 g) = 0.734 W/kg



0 dB = 1.04 W/kg = 0.17 dBW/kg

PCTEST ENGINEERING LABORATORY, INC.

DUT: A3LSMN976U; Type: Portable Handset; Serial: 0096M

Communication System: UID 0, LTE Band 2 (PCS); Frequency: 1900 MHz; Duty Cycle: 1:1

Medium: 1900 Body Medium parameters used:

$f = 1900 \text{ MHz}$; $\sigma = 1.574 \text{ S/m}$; $\epsilon_r = 52.447$; $\rho = 1000 \text{ kg/m}^3$

Phantom section: Flat Section; Space: 1.0 cm

Test Date: 09-30-2019; Ambient Temp: 23.0°C; Tissue Temp: 21.7°C

Probe: EX3DV4 - SN7547; ConvF(7.53, 7.53, 7.53) @ 1900 MHz; Calibrated: 7/15/2019

Sensor-Surface: 1.4mm (Mechanical Surface Detection)

Electronics: DAE4 Sn1323; Calibrated: 7/11/2019

Phantom: Right Twin-SAM V5.0; Type: QD 000 P40 CD; Serial: 1797

Measurement SW: DASY52, Version 52.10 (2); SEMCAD X Version 14.6.12 (7470)

**Mode: LTE Band 2 (PCS), Body SAR, Bottom Edge, High.ch,
20 MHz Bandwidth, QPSK, 1 RB, 50 RB Offset**

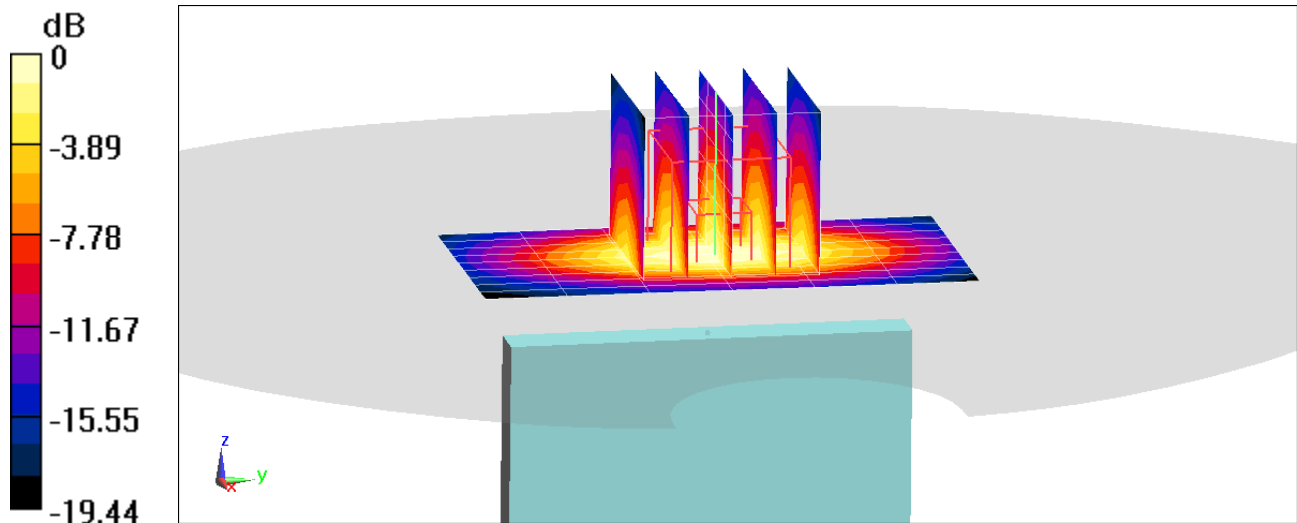
Area Scan (10x7x1): Measurement grid: dx=5mm, dy=15mm

Zoom Scan (5x5x7)/Cube 0: Measurement grid: dx=8mm, dy=8mm, dz=5mm

Reference Value = 23.24 V/m; Power Drift = -0.09 dB

Peak SAR (extrapolated) = 1.30 W/kg

SAR(1 g) = 0.713 W/kg



PCTEST ENGINEERING LABORATORY, INC.

DUT: A3LSMN976U; Type: Portable Handset; Serial: 0089M

Communication System: UID 0, LTE Band 30; Frequency: 2310 MHz; Duty Cycle: 1:1
Medium: 2450 Body Medium parameters used:
 $f = 2310$ MHz; $\sigma = 1.813$ S/m; $\epsilon_r = 52.637$; $\rho = 1000$ kg/m³
Phantom section: Flat Section; Space: 1.5 cm

Test Date: 09-16-2019; Ambient Temp: 21.2°C; Tissue Temp: 21.0°C

Probe: EX3DV4 - SN7357; ConvF(7.72, 7.72, 7.72) @ 2310 MHz; Calibrated: 4/24/2019
Sensor-Surface: 1.4mm (Mechanical Surface Detection)
Electronics: DAE4 Sn1407; Calibrated: 4/18/2019
Phantom: Twin-SAM V4.0 (30); Type: QD 000 P40 CC; Serial: 1167
Measurement SW: DASY52, Version 52.10 (2); SEMCAD X Version 14.6.12 (7470)

**Mode: LTE Band 30, Body SAR, Back side, Mid.ch,
10 MHz Bandwidth, QPSK, 1 RB, 25 RB Offset**

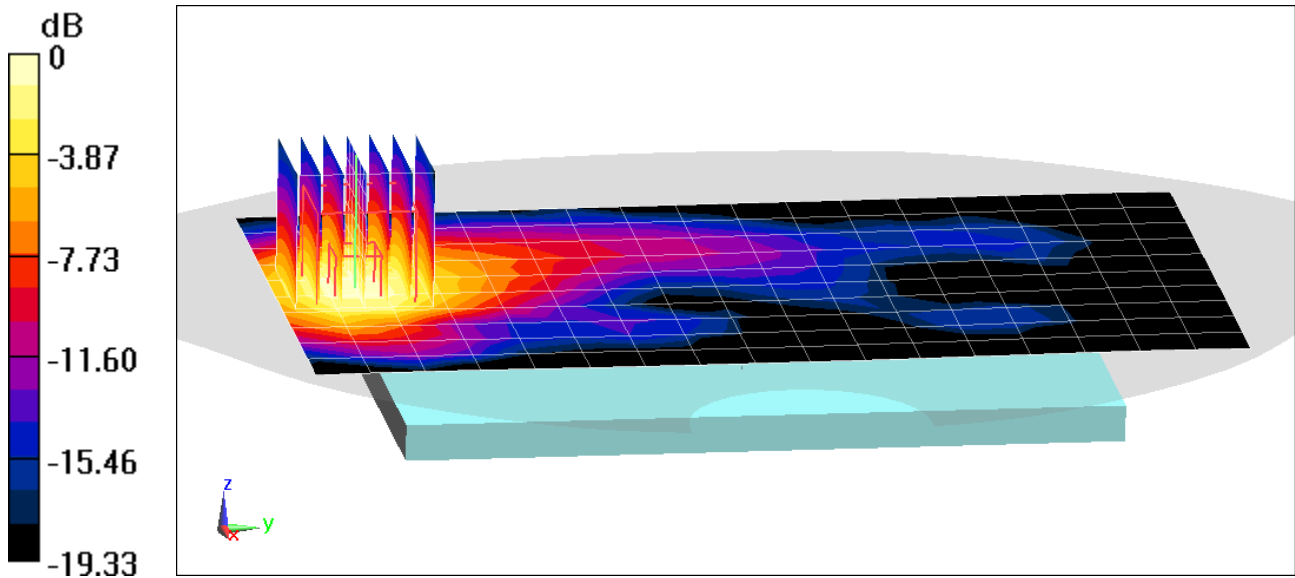
Area Scan (11x18x1): Measurement grid: dx=12mm, dy=12mm

Zoom Scan (7x7x7)/Cube 0: Measurement grid: dx=5mm, dy=5mm, dz=5mm

Reference Value = 17.40 V/m; Power Drift = 0.03 dB

Peak SAR (extrapolated) = 0.920 W/kg

SAR(1 g) = 0.503 W/kg



0 dB = 0.760 W/kg = -1.19 dBW/kg

PCTEST ENGINEERING LABORATORY, INC.

DUT: A3LSMN976U; Type: Portable Handset; Serial: 0089M

Communication System: UID 0, LTE Band 30; Frequency: 2310 MHz; Duty Cycle: 1:1

Medium: 2450 Body Medium parameters used:

$f = 2310$ MHz; $\sigma = 1.882$ S/m; $\epsilon_r = 52.355$; $\rho = 1000$ kg/m³

Phantom section: Flat Section; Space: 1.0 cm

Test Date: 10-24-2019; Ambient Temp: 23.4°C; Tissue Temp: 22.3°C

Probe: EX3DV4 - SN7547; ConvF(7.47, 7.47, 7.47) @ 2310 MHz; Calibrated: 7/15/2019

Sensor-Surface: 1.4mm (Mechanical Surface Detection)

Electronics: DAE4 Sn1323; Calibrated: 7/11/2019

Phantom: LeftTwin-SAM V5.0; Type: QD 000 P40 CD; Serial: TP1375

Measurement SW: DASY52, Version 52.10 (2);SEMCAD X Version 14.6.12 (7470)

**Mode: LTE Band 30, Body SAR, Bottom Edge, Mid.ch,
10 MHz Bandwidth, QPSK, 1 RB, 0 RB Offset**

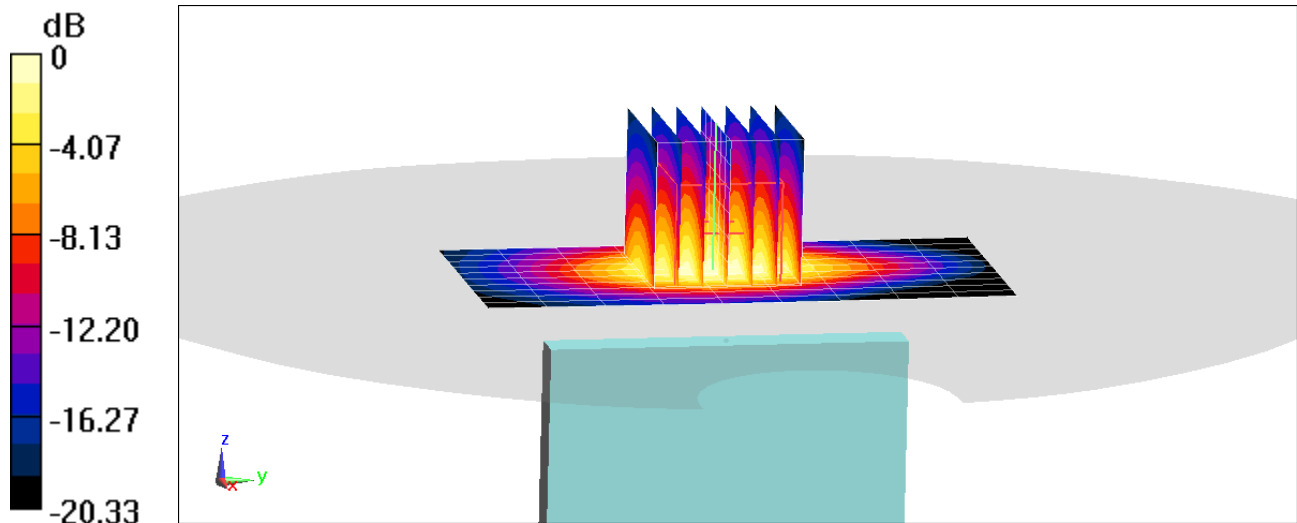
Area Scan (11x10x1): Measurement grid: dx=5mm, dy=12mm

Zoom Scan (7x7x7)/Cube 0: Measurement grid: dx=5mm, dy=5mm, dz=5mm

Reference Value = 26.24 V/m; Power Drift = -0.02 dB

Peak SAR (extrapolated) = 2.20 W/kg

SAR(1 g) = 1.14 W/kg



PCTEST ENGINEERING LABORATORY, INC.

DUT: A3LSMN976U; Type: Portable Handset; Serial: 0089M

Communication System: UID 0, LTE Band 7; Frequency: 2510 MHz; Duty Cycle: 1:1
Medium: 2450 Body Medium parameters used (interpolated):
 $f = 2510 \text{ MHz}$; $\sigma = 2.106 \text{ S/m}$; $\epsilon_r = 50.666$; $\rho = 1000 \text{ kg/m}^3$
Phantom section: Flat Section; Space: 1.5 cm

Test Date: 09-22-2019; Ambient Temp: 21.2°C; Tissue Temp: 21.4°C

Probe: EX3DV4 - SN7547; ConvF(7.3, 7.3, 7.3) @ 2510 MHz; Calibrated: 7/15/2019
Sensor-Surface: 1.4mm (Mechanical Surface Detection)
Electronics: DAE4 Sn1323; Calibrated: 7/11/2019
Phantom: LeftTwin-SAM V5.0; Type: QD 000 P40 CD; Serial: TP1375
Measurement SW: DASY52, Version 52.10 (2);SEMCAD X Version 14.6.12 (7470)

**Mode: LTE Band 7, Body SAR, Back side, Low.ch,
20 MHz Bandwidth, QPSK, 1 RB, 0 RB Offset**

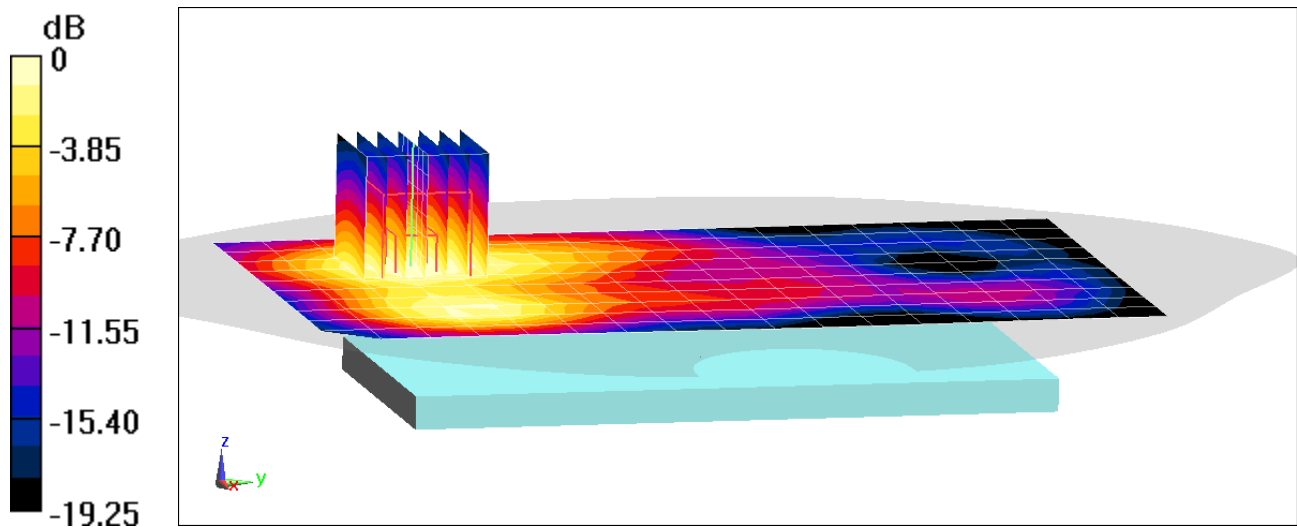
Area Scan (11x18x1): Measurement grid: dx=12mm, dy=12mm

Zoom Scan (7x7x7)/Cube 0: Measurement grid: dx=5mm, dy=5mm, dz=5mm

Reference Value = 13.27 V/m; Power Drift = -0.08 dB

Peak SAR (extrapolated) = 0.618 W/kg

SAR(1 g) = 0.336 W/kg



0 dB = 0.509 W/kg = -2.93 dBW/kg

PCTEST ENGINEERING LABORATORY, INC.

DUT: A3LSMN976U; Type: Portable Handset; Serial: 0089M

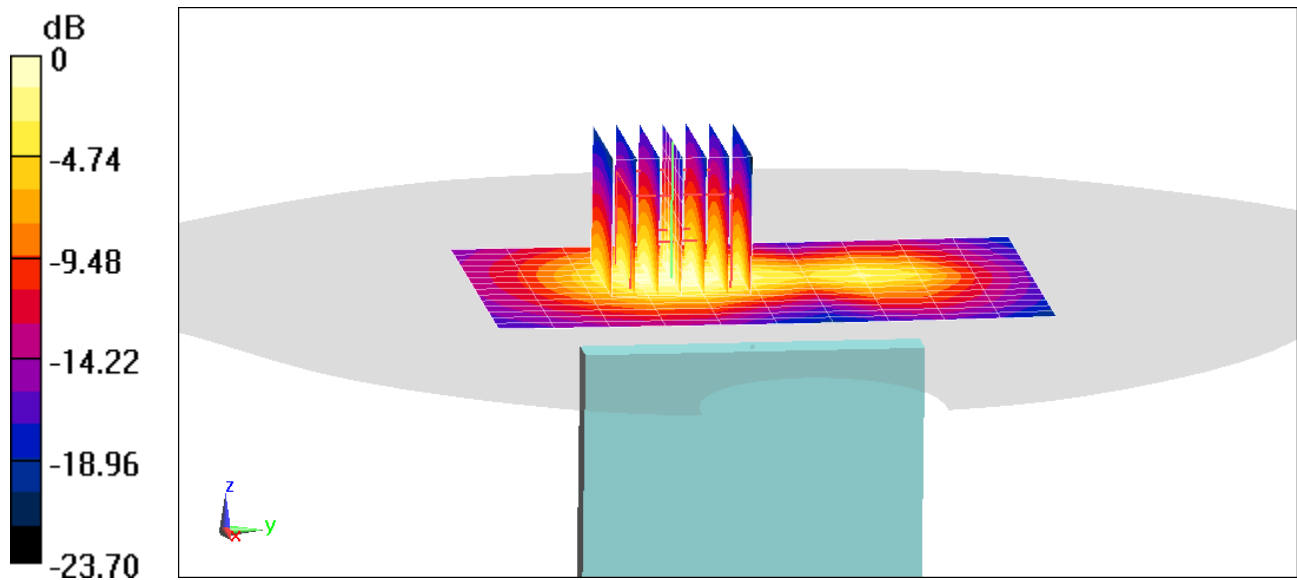
Communication System: UID 0, LTE Band 7; Frequency: 2560 MHz; Duty Cycle: 1:1
Medium: 2450 Body Medium parameters used (interpolated):
 $f = 2560 \text{ MHz}$; $\sigma = 2.164 \text{ S/m}$; $\epsilon_r = 50.525$; $\rho = 1000 \text{ kg/m}^3$
Phantom section: Flat Section; Space: 1.0 cm

Test Date: 09-22-2019; Ambient Temp: 21.2°C; Tissue Temp: 21.4°C

Probe: EX3DV4 - SN7547; ConvF(7.18, 7.18, 7.18) @ 2560 MHz; Calibrated: 7/15/2019
Sensor-Surface: 1.4mm (Mechanical Surface Detection)
Electronics: DAE4 Sn1323; Calibrated: 7/11/2019
Phantom: LeftTwin-SAM V5.0; Type: QD 000 P40 CD; Serial: TP1375
Measurement SW: DASY52, Version 52.10 (2);SEMCAD X Version 14.6.12 (7470)

**Mode: LTE Band 7, Body SAR, Bottom Edge, High.ch,
20 MHz Bandwidth, QPSK, 50 RB, 0 RB Offset**

Area Scan (15x11x1): Measurement grid: dx=5mm, dy=12mm
Zoom Scan (7x7x7)/Cube 0: Measurement grid: dx=5mm, dy=5mm, dz=5mm
Reference Value = 19.88 V/m; Power Drift = 0.10 dB
Peak SAR (extrapolated) = 1.58 W/kg
SAR(1 g) = 0.789 W/kg



0 dB = 1.23 W/kg = 0.90 dBW/kg

PCTEST ENGINEERING LABORATORY, INC.

DUT: A3LSMN976U; Type: Portable Handset; Serial: 0073M

Communication System: UID 0, LTE Band 48; Frequency: 3646.7 MHz; Duty Cycle: 1:1.58
Medium: 3500-3700 Body Medium parameters used (interpolated):
 $f = 3646.7 \text{ MHz}$; $\sigma = 3.325 \text{ S/m}$; $\epsilon_r = 49.608$; $\rho = 1000 \text{ kg/m}^3$
Phantom section: Flat Section; Space: 1.5 cm

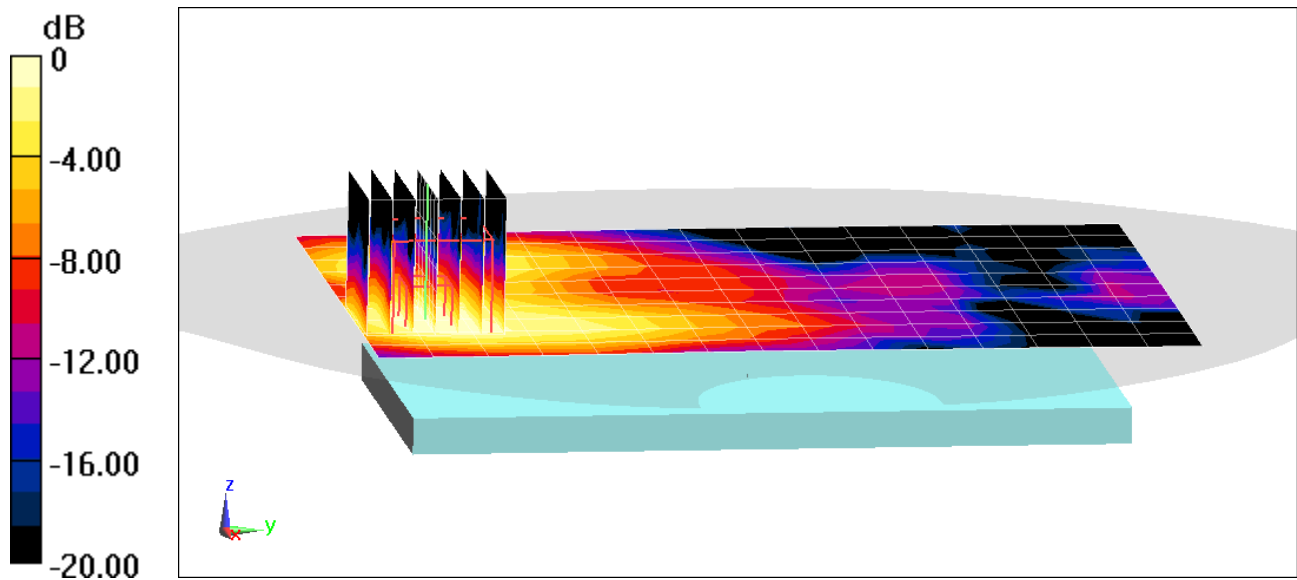
Test Date: 09-19-2019; Ambient Temp: 21.1°C; Tissue Temp: 19.6°C

Probe: EX3DV4 - SN3589; ConvF(6.13, 6.13, 6.13) @ 3646.7 MHz; Calibrated: 1/25/2019
Sensor-Surface: 1.4mm (Mechanical Surface Detection)
Electronics: DAE4 Sn1533; Calibrated: 12/7/2018
Phantom: Twin-SAM V4.0 (30); Type: QD 000 P40 CC; Serial: 1177
Measurement SW: DASY52, Version 52.10 (2);SEMCAD X Version 14.6.12 (7470)

**Mode: LTE Band 48, Body SAR, Back side, Mid-High.ch,
20 MHz Bandwidth, QPSK, 1 RB, 0 RB Offset**

Area Scan (11x16x1): Measurement grid: dx=12mm, dy=12mm

Zoom Scan (7x7x8)/Cube 0: Measurement grid: dx=5mm, dy=5mm, dz=1.4mm; Graded Ratio: 1.4
Reference Value = 5.947 V/m; Power Drift = -0.08 dB
Peak SAR (extrapolated) = 0.290 W/kg
SAR(1 g) = 0.111 W/kg



0 dB = 0.203 W/kg = -6.93 dBW/kg

PCTEST ENGINEERING LABORATORY, INC.

DUT: A3LSMN976U; Type: Portable Handset; Serial: 0073M

Communication System: UID 0, LTE Band 48; Frequency: 3646.7 MHz; Duty Cycle: 1:1.58
Medium: 3500-3700 Body Medium parameters used (interpolated):
 $f = 3646.7$ MHz; $\sigma = 3.325$ S/m; $\epsilon_r = 49.608$; $\rho = 1000$ kg/m³
Phantom section: Flat Section; Space: 1.0 cm

Test Date: 09-19-2019; Ambient Temp: 21.1°C; Tissue Temp: 19.6°C

Probe: EX3DV4 - SN3589; ConvF(6.13, 6.13, 6.13) @ 3646.7 MHz; Calibrated: 1/25/2019
Sensor-Surface: 1.4mm (Mechanical Surface Detection)
Electronics: DAE4 Sn1533; Calibrated: 12/7/2018
Phantom: Twin-SAM V4.0 (30); Type: QD 000 P40 CC; Serial: 1177
Measurement SW: DASY52, Version 52.10 (2);SEMCAD X Version 14.6.12 (7470)

**Mode: LTE Band 48, Body SAR, Bottom Edge, Mid-High.ch,
20 MHz Bandwidth, QPSK, 1 RB, 0 RB Offset**

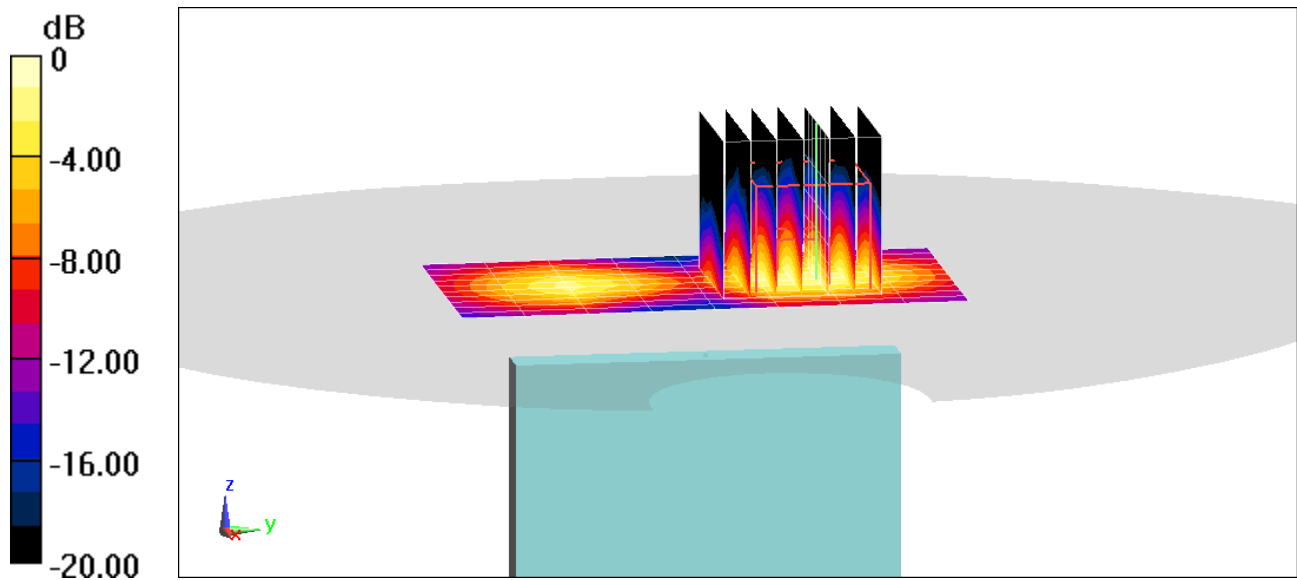
Area Scan (11x9x1): Measurement grid: dx=5mm, dy=12mm

Zoom Scan (7x7x8)/Cube 0: Measurement grid: dx=5mm, dy=5mm, dz=1.4mm; Graded Ratio: 1.4

Reference Value = 12.24 V/m; Power Drift = 0.00 dB

Peak SAR (extrapolated) = 1.34 W/kg

SAR(1 g) = 0.468 W/kg



0 dB = 0.879 W/kg = -0.56 dBW/kg

PCTEST ENGINEERING LABORATORY, INC.

DUT: A3LSMN976U; Type: Portable Handset; Serial: 0089M

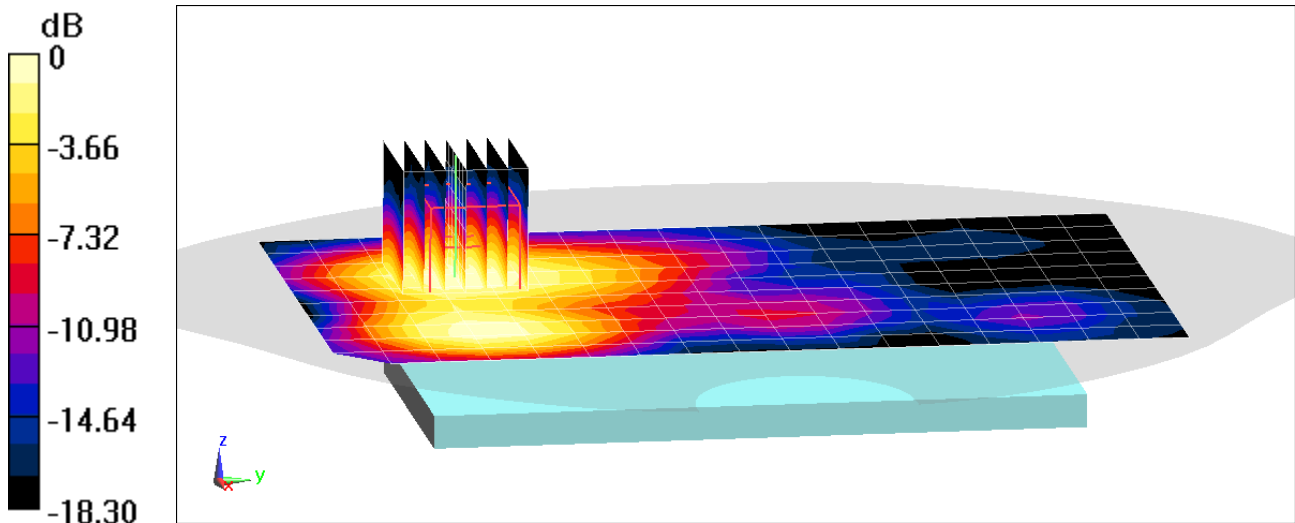
Communication System: UID 0, _LTE Band 41 (Class 2); Frequency: 2636.5 MHz; Duty Cycle: 1:2.31
Medium: 2450 Body Medium parameters used (interpolated):
 $f = 2636.5$ MHz; $\sigma = 2.258$ S/m; $\epsilon_r = 51.524$; $\rho = 1000$ kg/m³
Phantom section: Flat Section; Space: 1.5 cm

Test Date: 10-02-2019; Ambient Temp: 22.3°C; Tissue Temp: 22.1°C

Probe: EX3DV4 - SN3914; ConvF(7.15, 7.15, 7.15) @ 2636.5 MHz; Calibrated: 2/19/2019
Sensor-Surface: 1.4mm (Mechanical Surface Detection)
Electronics: DAE4 Sn1272; Calibrated: 2/14/2019
Phantom: Twin-SAM V5.0 Left 30; Type: QD 000 P40 CD; Serial: 1687
Measurement SW: DASY52, Version 52.10 (2);SEMCAD X Version 14.6.12 (7470)

**Mode: LTE Band 41, PC2, Body SAR, Back side, Mid-High.ch,
20 MHz Bandwidth, QPSK, 1 RB, 50 RB Offset**

Area Scan (11x18x1): Measurement grid: dx=12mm, dy=12mm
Zoom Scan (7x7x7)/Cube 0: Measurement grid: dx=5mm, dy=5mm, dz=5mm
Reference Value = 11.68 V/m; Power Drift = 0.05 dB
Peak SAR (extrapolated) = 0.582 W/kg
SAR(1 g) = 0.290 W/kg



0 dB = 0.462 W/kg = -3.35 dBW/kg

PCTEST ENGINEERING LABORATORY, INC.

DUT: A3LSMN976U; Type: Portable Handset; Serial: 0089M

Communication System: UID 0, LTE Band 41 (Class 3); Frequency: 2549.5 MHz; Duty Cycle: 1:1.58

Medium: 2450 Body Medium parameters used:

$f = 2550$ MHz; $\sigma = 2.154$ S/m; $\epsilon_r = 51.773$; $\rho = 1000$ kg/m³

Phantom section: Flat Section; Space: 1.0 cm

Test Date: 10-02-2019; Ambient Temp: 22.3°C; Tissue Temp: 22.1°C

Probe: EX3DV4 - SN3914; ConvF(7.15, 7.15, 7.15) @ 2549.5 MHz; Calibrated: 2/19/2019

Sensor-Surface: 1.4mm (Mechanical Surface Detection)

Electronics: DAE4 Sn1272; Calibrated: 2/14/2019

Phantom: Twin-SAM V5.0 Left 30; Type: QD 000 P40 CD; Serial: 1687

Measurement SW: DASY52, Version 52.10 (2);SEMCAD X Version 14.6.12 (7470)

**Mode: LTE Band 41, PC3, Body SAR, Bottom Edge, Low-Mid.ch,
20 MHz Bandwidth, QPSK, 50 RB, 25 RB Offset**

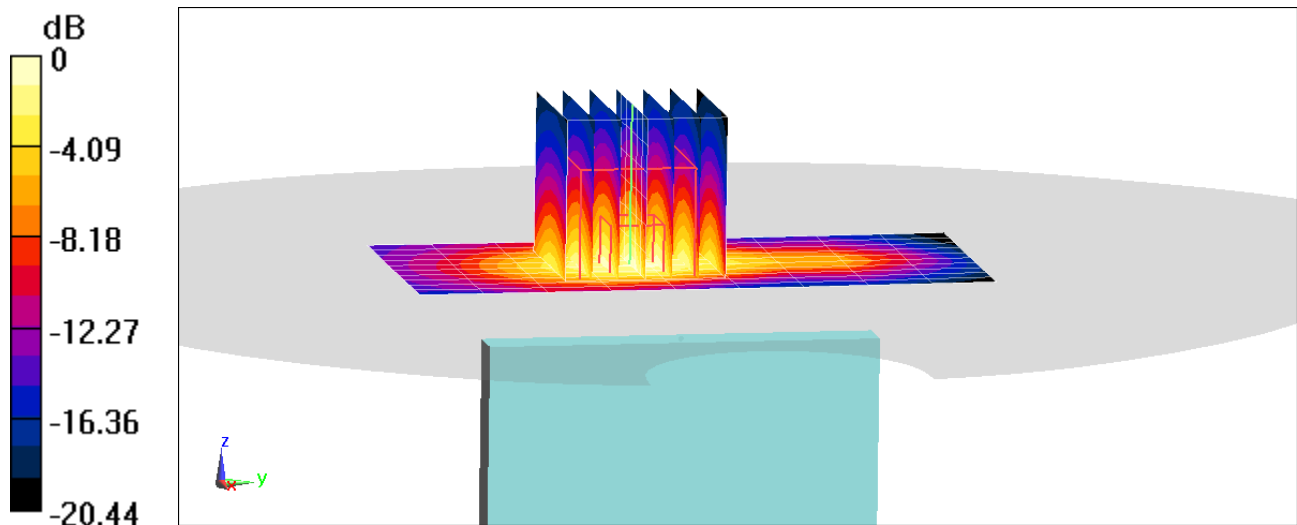
Area Scan (11x10x1): Measurement grid: dx=5mm, dy=12mm

Zoom Scan (7x7x7)/Cube 0: Measurement grid: dx=5mm, dy=5mm, dz=5mm

Reference Value = 19.11 V/m; Power Drift = -0.11 dB

Peak SAR (extrapolated) = 1.50 W/kg

SAR(1 g) = 0.717 W/kg



0 dB = 1.17 W/kg = 0.68 dBW/kg

PCTEST ENGINEERING LABORATORY, INC.

DUT: A3LSMN976U; Type: Portable Handset; Serial: 0585M

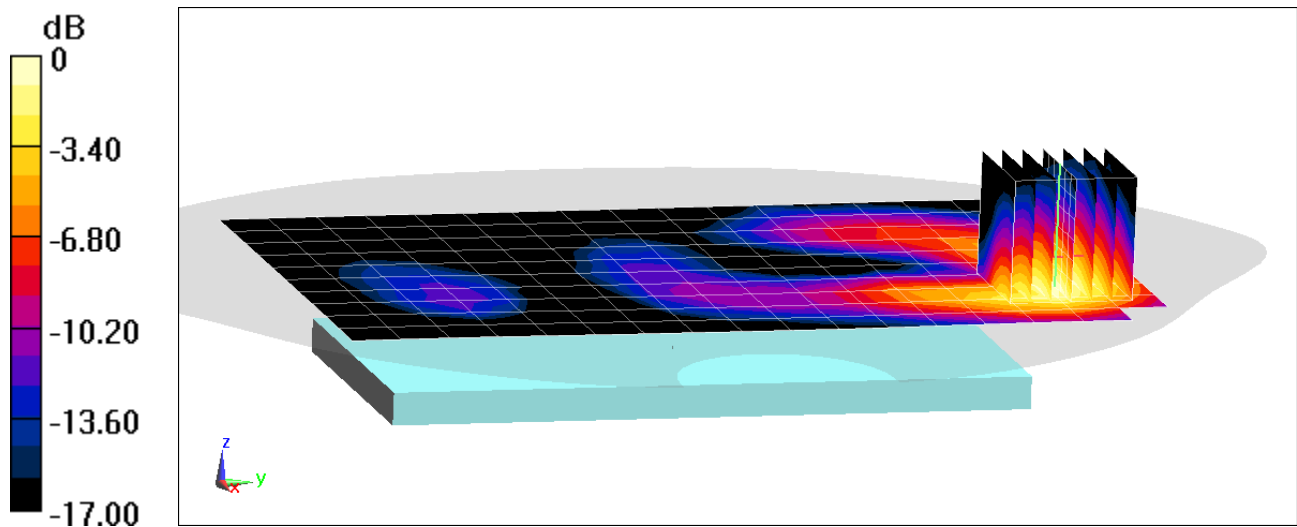
Communication System: UID 0, IEEE 802.11b; Frequency: 2412 MHz; Duty Cycle: 1:1
Medium: 2450 Body Medium parameters used (interpolated):
 $f = 2412 \text{ MHz}$; $\sigma = 1.965 \text{ S/m}$; $\epsilon_r = 51.912$; $\rho = 1000 \text{ kg/m}^3$
Phantom section: Flat Section; Space: 1.5 cm

Test Date: 09-16-2019; Ambient Temp: 22.9°C; Tissue Temp: 22.7°C

Probe: EX3DV4 - SN7547; ConvF(7.3, 7.3, 7.3) @ 2412 MHz; Calibrated: 7/15/2019
Sensor-Surface: 1.4mm (Mechanical Surface Detection)
Electronics: DAE4 Sn1323; Calibrated: 7/11/2019
Phantom: LeftTwin-SAM V5.0; Type: QD 000 P40 CD; Serial: TP1375
Measurement SW: DASY52, Version 52.10 (2);SEMCAD X Version 14.6.12 (7470)

**Mode: IEEE 802.11b, 22 MHz Bandwidth, Antenna 1,
Body SAR, Ch 1, 1 Mbps, Back Side**

Area Scan (11x18x1): Measurement grid: dx=12mm, dy=12mm
Zoom Scan (7x7x7)/Cube 0: Measurement grid: dx=5mm, dy=5mm, dz=5mm
Reference Value = 8.427 V/m; Power Drift = 0.05 dB
Peak SAR (extrapolated) = 0.234 W/kg
SAR(1 g) = 0.123 W/kg



0 dB = 0.194 W/kg = -7.12 dBW/kg

PCTEST ENGINEERING LABORATORY, INC.

DUT: A3LSMN976U; Type: Portable Handset; Serial: 0585M

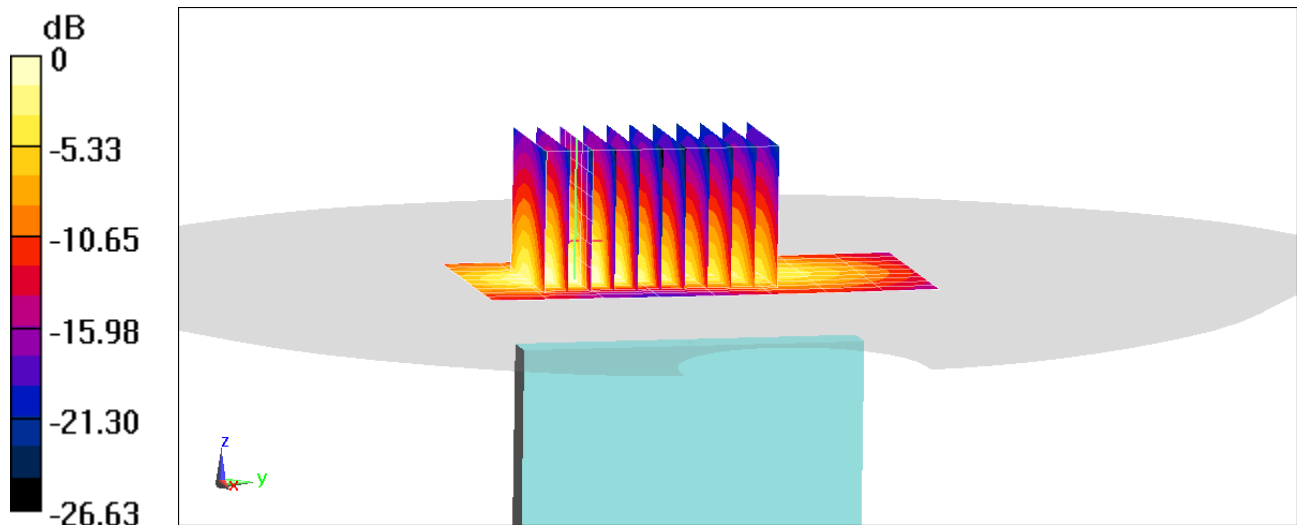
Communication System: UID 0, _IEEE 802.11b; Frequency: 2412 MHz; Duty Cycle: 1:1
Medium: 2450 Body Medium parameters used (interpolated):
 $f = 2412 \text{ MHz}$; $\sigma = 1.965 \text{ S/m}$; $\epsilon_r = 51.912$; $\rho = 1000 \text{ kg/m}^3$
Phantom section: Flat Section; Space: 1.0 cm

Test Date: 09-16-2019; Ambient Temp: 22.9°C; Tissue Temp: 22.7°C

Probe: EX3DV4 - SN7547; ConvF(7.3, 7.3, 7.3) @ 2412 MHz; Calibrated: 7/15/2019
Sensor-Surface: 1.4mm (Mechanical Surface Detection)
Electronics: DAE4 Sn1323; Calibrated: 7/11/2019
Phantom: LeftTwin-SAM V5.0; Type: QD 000 P40 CD; Serial: TP1375
Measurement SW: DASY52, Version 52.10 (2);SEMCAD X Version 14.6.12 (7470)

**Mode: IEEE 802.11b, 22 MHz Bandwidth, Antenna 1,
Body SAR, Ch 1, 1 Mbps, Top Edge**

Area Scan (10x9x1): Measurement grid: dx=5mm, dy=12mm
Zoom Scan (7x11x7)/Cube 0: Measurement grid: dx=5mm, dy=5mm, dz=5mm
Reference Value = 9.296 V/m; Power Drift = 0.20 dB
Peak SAR (extrapolated) = 0.722 W/kg
SAR(1 g) = 0.341 W/kg



PCTEST ENGINEERING LABORATORY, INC.

DUT: A3LSMN967U; Type: Portable Handset; Serial: 0585M

Communication System: UID 0, 802.11n 5.2-5.8 GHz Band; Frequency: 5825 MHz; Duty Cycle: 1:1

Medium: 5 GHz Body Medium parameters used:

$f = 5825 \text{ MHz}$; $\sigma = 6.285 \text{ S/m}$; $\epsilon_r = 47.455$; $\rho = 1000 \text{ kg/m}^3$

Phantom section: Flat Section; Space: 1.5 cm

Test Date: 09-30-2019; Ambient Temp: 20.9°C; Tissue Temp: 20.9°C

Probe: EX3DV4 - SN7410; ConvF(4.6, 4.6, 4.6) @ 5825 MHz; Calibrated: 7/16/2019

Sensor-Surface: 1.4mm (Mechanical Surface Detection)

Electronics: DAE4 Sn1322; Calibrated: 7/11/2019

Phantom: Twin-SAM V5.0; Type: QD 000 P40 CD; Serial: 1630

Measurement SW: DASY52, Version 52.10 (2);SEMCAD X Version 14.6.12 (7470)

**Mode: IEEE 802.11n, UNII-3, 20 MHz Bandwidth, MIMO,
Body SAR, Ch 165, 13 Mbps, Back Side**

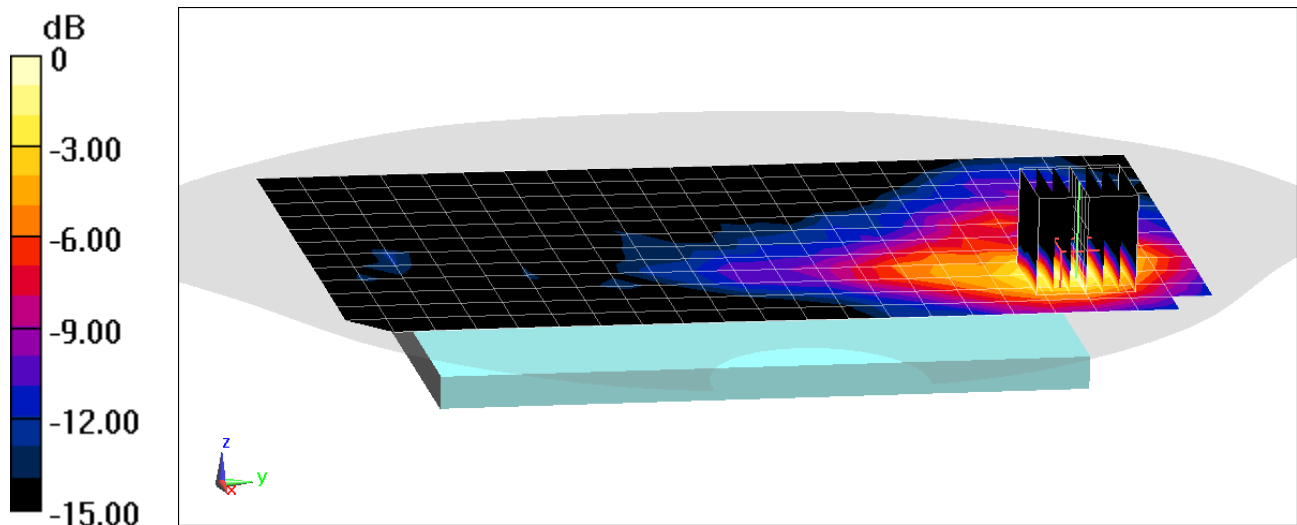
Area Scan (7x7x1): Measurement grid: dx=10mm, dy=10mm

Zoom Scan (7x7x7)/Cube 0: Measurement grid: dx=4mm, dy=4mm, dz=1.4mm; Graded Ratio: 1.4

Reference Value = 7.124 V/m; Power Drift = -0.02 dB

Peak SAR (extrapolated) = 1.20 W/kg

SAR(1 g) = 0.303 W/kg



0 dB = 0.724 W/kg = -1.40 dBW/kg

PCTEST ENGINEERING LABORATORY, INC.

DUT: A3LSMN967U; Type: Portable Handset; Serial: 0585M

Communication System: UID 0, 802.11n 5.2-5.8 GHz Band; Frequency: 5825 MHz; Duty Cycle: 1:1

Medium: 5 GHz Body Medium parameters used:

$f = 5825 \text{ MHz}$; $\sigma = 6.216 \text{ S/m}$; $\epsilon_r = 47.424$; $\rho = 1000 \text{ kg/m}^3$

Phantom section: Flat Section; Space: 1.0 cm

Test Date: 10-28-2019; Ambient Temp: 22.8°C; Tissue Temp: 22.6°C

Probe: EX3DV4 - SN7409; ConvF(4.23, 4.23, 4.23) @ 5825 MHz; Calibrated: 6/19/2019

Sensor-Surface: 1.4mm (Mechanical Surface Detection)

Electronics: DAE4 Sn1334; Calibrated: 6/20/2019

Phantom: SAM Left; Type: QD000P40CA; Serial: TP:82355

Measurement SW: DASY52, Version 52.10 (2);SEMCAD X Version 14.6.12 (7470)

**Mode: IEEE 802.11n, UNII-3, 20 MHz Bandwidth, MIMO,
Body SAR, Ch 165, 13 Mbps, Back Side**

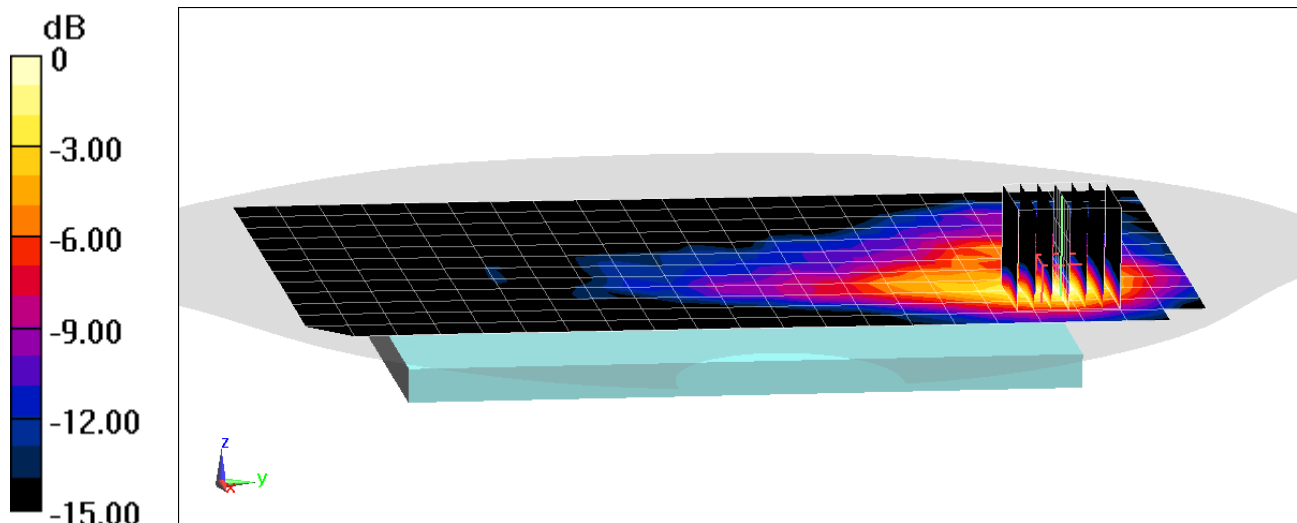
Area Scan (9x9x1): Measurement grid: dx=10mm, dy=10mm

Zoom Scan (7x7x7)/Cube 0: Measurement grid: dx=4mm, dy=4mm, dz=1.4mm; Graded Ratio: 1.4

Reference Value = 9.707 V/m; Power Drift = 0.12 dB

Peak SAR (extrapolated) = 2.38 W/kg

SAR(1 g) = 0.554 W/kg



0 dB = 0.954 W/kg = -0.20 dBW/kg

PCTEST ENGINEERING LABORATORY, INC.

DUT: A3LSMN976U; Type: Portable Handset; Serial: 0600M

Communication System: UID 0, Bluetooth; Frequency: 2480 MHz; Duty Cycle: 1:1.302

Medium: 2450 Body Medium parameters used (interpolated):

$f = 2480 \text{ MHz}$; $\sigma = 2.08 \text{ S/m}$; $\epsilon_r = 51.893$; $\rho = 1000 \text{ kg/m}^3$

Phantom section: Flat Section; Space: 1.5 cm

Test Date: 10-24-2019; Ambient Temp: 23.4°C; Tissue Temp: 22.3°C

Probe: EX3DV4 - SN7547; ConvF(7.3, 7.3, 7.3) @ 2480 MHz; Calibrated: 7/15/2019

Sensor-Surface: 1.4mm (Mechanical Surface Detection)

Electronics: DAE4 Sn1323; Calibrated: 7/11/2019

Phantom: LeftTwin-SAM V5.0; Type: QD 000 P40 CD; Serial: TP1375

Measurement SW: DASY52, Version 52.10 (2);SEMCAD X Version 14.6.12 (7470)

Mode: Bluetooth, Body SAR, Ch 78, 1 Mbps, Back Side

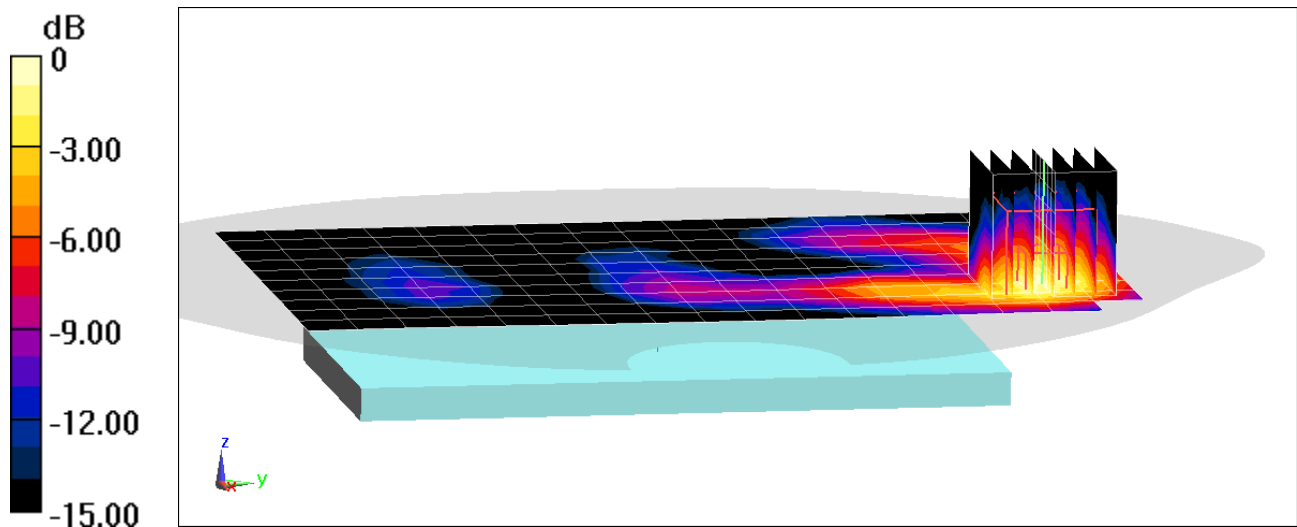
Area Scan (11x17x1): Measurement grid: dx=12mm, dy=12mm

Zoom Scan (7x7x7)/Cube 0: Measurement grid: dx=5mm, dy=5mm, dz=5mm

Reference Value = 3.082 V/m; Power Drift = 0.12 dB

Peak SAR (extrapolated) = 0.0360 W/kg

SAR(1 g) = 0.018 W/kg



0 dB = 0.0704 W/kg = -11.52 dBW/kg

PCTEST ENGINEERING LABORATORY, INC.

DUT: A3LSMN976U; Type: Portable Handset; Serial: 0600M

Communication System: UID 0, Bluetooth; Frequency: 2480 MHz; Duty Cycle: 1:1.302

Medium: 2450 Body Medium parameters used (interpolated):

$f = 2480 \text{ MHz}$; $\sigma = 2.08 \text{ S/m}$; $\epsilon_r = 51.893$; $\rho = 1000 \text{ kg/m}^3$

Phantom section: Flat Section; Space: 1.0 cm

Test Date: 10-24-2019; Ambient Temp: 23.4°C; Tissue Temp: 22.3°C

Probe: EX3DV4 - SN7547; ConvF(7.3, 7.3, 7.3) @ 2480 MHz; Calibrated: 7/15/2019

Sensor-Surface: 1.4mm (Mechanical Surface Detection)

Electronics: DAE4 Sn1323; Calibrated: 7/11/2019

Phantom: LeftTwin-SAM V5.0; Type: QD 000 P40 CD; Serial: TP1375

Measurement SW: DASY52, Version 52.10 (2);SEMCAD X Version 14.6.12 (7470)

Mode: Bluetooth, Body SAR, Ch 78, 1 Mbps, Top Edge

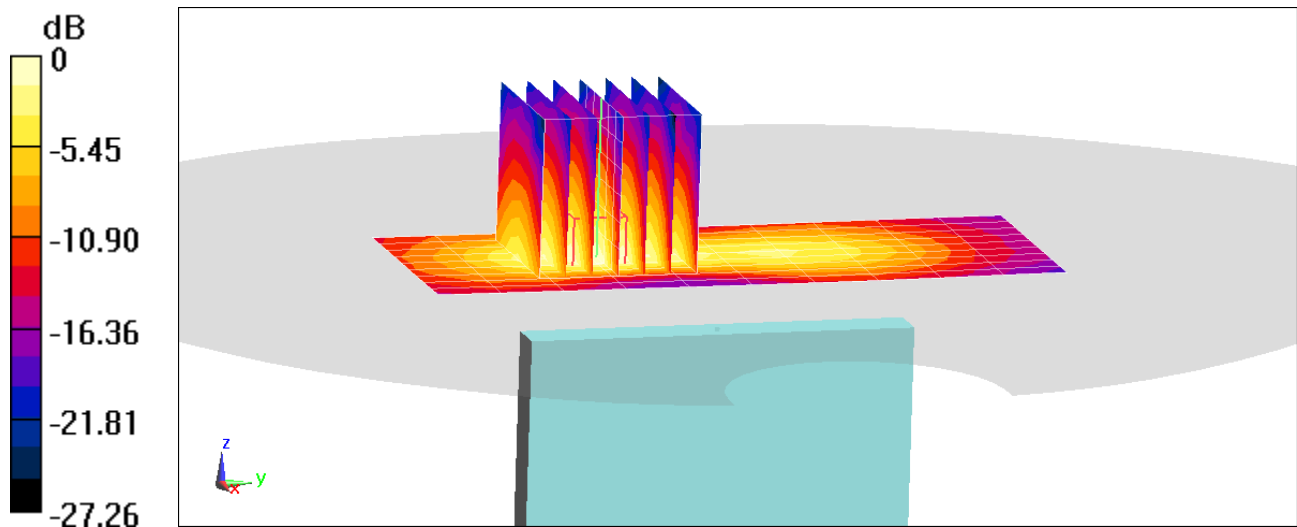
Area Scan (10x11x1): Measurement grid: dx=5mm, dy=12mm

Zoom Scan (7x7x7)/Cube 0: Measurement grid: dx=5mm, dy=5mm, dz=5mm

Reference Value = 5.192 V/m; Power Drift = 0.05 dB

Peak SAR (extrapolated) = 0.106 W/kg

SAR(1 g) = 0.047 W/kg



0 dB = 0.195 W/kg = -7.10 dBW/kg

PCTEST ENGINEERING LABORATORY, INC.

DUT: A3LSMN976U; Type: Portable Handset; Serial: 0099M

Communication System: UID 0, GSM GPRS; 3 Tx slots; Frequency: 1850.2 MHz; Duty Cycle: 1:2.76
Medium: 1900 Body Medium parameters used (interpolated):
 $f = 1850.2 \text{ MHz}$; $\sigma = 1.513 \text{ S/m}$; $\epsilon_r = 51.349$; $\rho = 1000 \text{ kg/m}^3$
Phantom section: Flat Section; Space: 0.0 cm

Test Date: 11-06-2019; Ambient Temp: 22.7°C; Tissue Temp: 22.4°C

Probe: EX3DV4 - SN7488; ConvF(8.37, 8.37, 8.37) @ 1850.2 MHz; Calibrated: 1/24/2019
Sensor-Surface: 1.4mm (Mechanical Surface Detection)
Electronics: DAE4 Sn1530; Calibrated: 1/15/2019
Phantom: Twin-SAM V5.0; Type: QD 000 P40 CD; Serial: 1800
Measurement SW: DASY52, Version 52.10 (2);SEMCAD X Version 14.6.12 (7470)

Mode: GPRS 1900, Phablet SAR, Bottom Edge, Low.ch, 3 Tx Slots

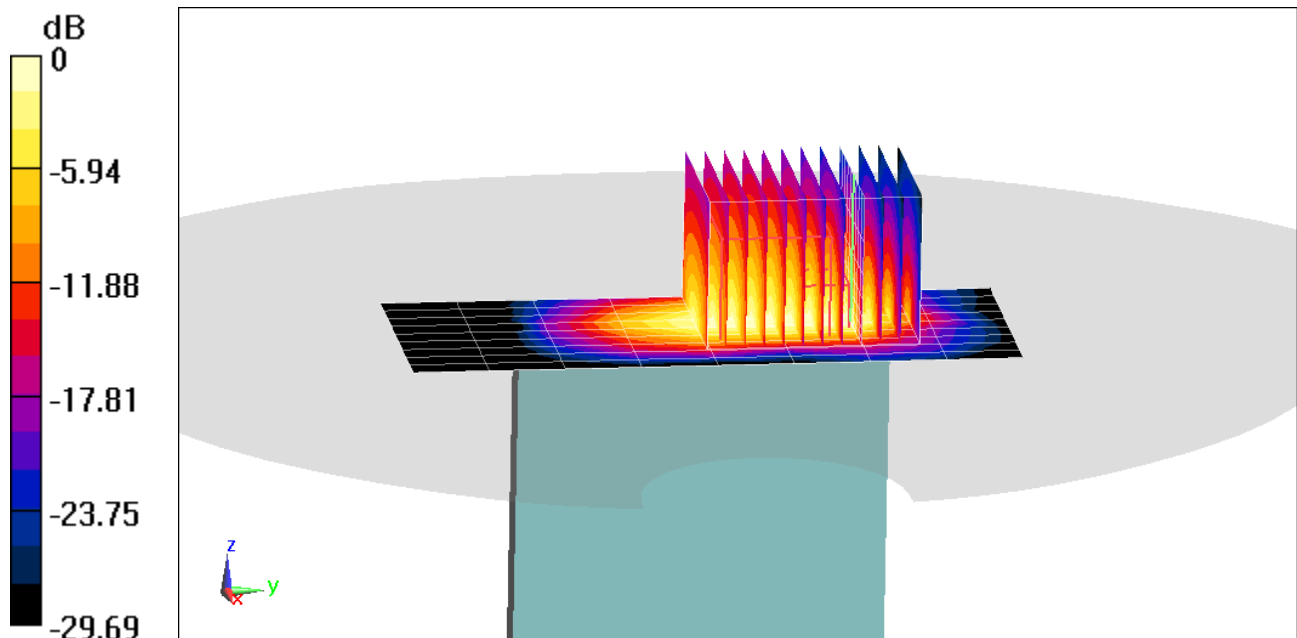
Area Scan (10x9x1): Measurement grid: dx=5mm, dy=15mm

Zoom Scan (10x12x8)/Cube 0: Measurement grid: dx=3.8mm, dy=3.8mm, dz=1.4mm; Graded Ratio: 1.4

Reference Value = 66.89 V/m; Power Drift = -0.16 dB

Peak SAR (extrapolated) = 21.9 W/kg

SAR(10 g) = 2.66 W/kg



0 dB = 11.5 W/kg = 10.61 dBW/kg

PCTEST ENGINEERING LABORATORY, INC.

DUT: A3LSMN976U; Type: Portable Handset; Serial: 0099M

Communication System: UID 0, UMTS; Frequency: 1752.6 MHz; Duty Cycle: 1:1
Medium: 1750 Body Medium parameters used (interpolated):
 $f = 1752.6$ MHz; $\sigma = 1.542$ S/m; $\epsilon_r = 52.39$; $\rho = 1000$ kg/m³
Phantom section: Flat Section; Space: 0.0 cm

Test Date:09-29-2019; Ambient Temp: 18.3°C; Tissue Temp: 18.8°C

Probe: EX3DV4 - SN7357; ConvF(8.26, 8.26, 8.26) @ 1752.6 MHz; Calibrated: 4/24/2019
Sensor-Surface: 1.4mm (Mechanical Surface Detection)
Electronics: DAE4 Sn1407; Calibrated: 4/18/2019
Phantom: Right Back Twin-SAM V5.0; Type: QD 000 P40 CD; Serial: 1692
Measurement SW: DASY52, Version 52.10 (2);SEMCAD X Version 14.6.12 (7470)

Mode: UMTS 1750, Phablet SAR, Bottom Edge, High.ch

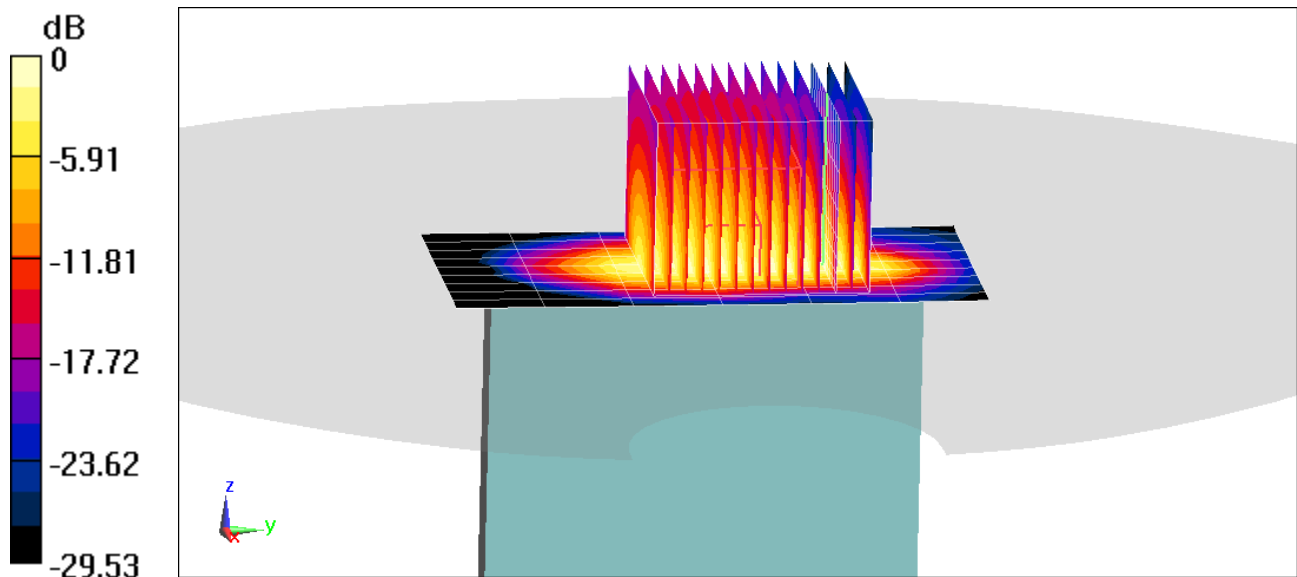
Area Scan (10x7x1): Measurement grid: dx=5mm, dy=15mm

Zoom Scan (14x14x8)/Cube 0: Measurement grid: dx=2.8mm, dy=2.8mm, dz=1.4mm; Graded Ratio: 1.4

Reference Value = 53.51 V/m; Power Drift = 0.03 dB

Peak SAR (extrapolated) = 14.5 W/kg

SAR(10 g) = 1.77 W/kg



0 dB = 7.98 W/kg = 9.02 dBW/kg

PCTEST ENGINEERING LABORATORY, INC.

DUT: A3LSMN976U; Type: Portable Handset; Serial: 0099M

Communication System: UID 0, UMTS; Frequency: 1880 MHz; Duty Cycle: 1:1
Medium: 1900 Body Medium parameters used:
 $f = 1880 \text{ MHz}$; $\sigma = 1.547 \text{ S/m}$; $\epsilon_r = 51.478$; $\rho = 1000 \text{ kg/m}^3$
Phantom section: Flat Section; Space: 0.0 cm

Test Date: 10-02-2019; Ambient Temp: 23.6°C; Tissue Temp: 24.1°C

Probe: EX3DV4 - SN7547; ConvF(7.53, 7.53, 7.53) @ 1880 MHz; Calibrated: 7/15/2019
Sensor-Surface: 1.4mm (Mechanical Surface Detection)
Electronics: DAE4 Sn1323; Calibrated: 7/11/2019
Phantom: LeftTwin-SAM V5.0; Type: QD 000 P40 CD; Serial: TP1375
Measurement SW: DASY52, Version 52.10 (2);SEMCAD X Version 14.6.12 (7470)

Mode: UMTS 1900, Phablet SAR, Bottom Edge, Mid.ch

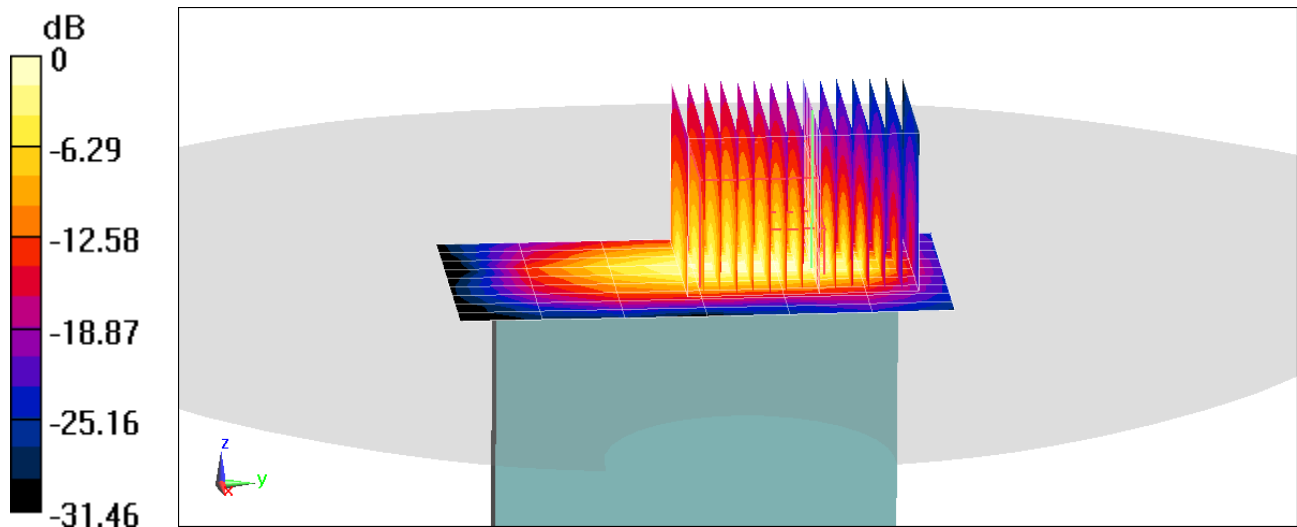
Area Scan (10x7x1): Measurement grid: dx=5mm, dy=15mm

Zoom Scan (12x15x7)/Cube 0: Measurement grid: dx=3mm, dy=3mm, dz=1.4mm; Graded Ratio: 1.4

Reference Value = 58.11 V/m; Power Drift = -0.07 dB

Peak SAR (extrapolated) = 16.9 W/kg

SAR(10 g) = 2.04 W/kg



0 dB = 9.87 W/kg = 9.94 dBW/kg

PCTEST ENGINEERING LABORATORY, INC.

DUT: A3LSMN976U; Type: Portable Handset; Serial: 0096M

Communication System: UID 0, _LTE Band 66 (AWS); Frequency: 1720 MHz; Duty Cycle: 1:1
Medium: 1750 Body Medium parameters used:
 $f = 1720 \text{ MHz}$; $\sigma = 1.505 \text{ S/m}$; $\epsilon_r = 51.778$; $\rho = 1000 \text{ kg/m}^3$
Phantom section: Flat Section; Space: 0.0 cm

Test Date: 10-02-2019; Ambient Temp: 19.8°C; Tissue Temp: 20.0°C

Probe: EX3DV4 - SN7357; ConvF(8.26, 8.26, 8.26) @ 1720 MHz; Calibrated: 4/24/2019
Sensor-Surface: 1.4mm (Mechanical Surface Detection)
Electronics: DAE4 Sn1407; Calibrated: 4/18/2019
Phantom: Right Back Twin-SAM V5.0; Type: QD 000 P40 CD; Serial: 1692
Measurement SW: DASY52, Version 52.10 (2);SEMCAD X Version 14.6.12 (7470)

**Mode: LTE Band 66 (AWS), Phablet SAR, Bottom Edge, Low.ch,
20 MHz Bandwidth, QPSK, 50 RB, 50 RB Offset**

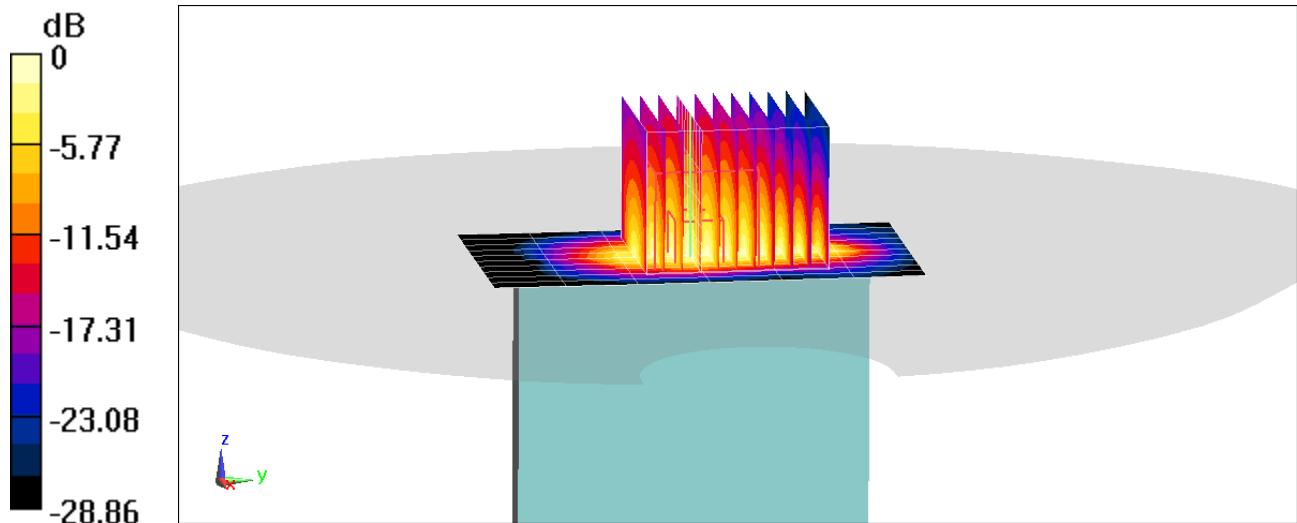
Area Scan (11x7x1): Measurement grid: dx=5mm, dy=15mm

Zoom Scan (10x11x8)/Cube 0: Measurement grid: dx=3.8mm, dy=3.8mm, dz=1.4mm; Graded Ratio: 1.4

Reference Value = 62.46 V/m; Power Drift = 0.12 dB

Peak SAR (extrapolated) = 22.2 W/kg

SAR(10 g) = 2.92 W/kg



0 dB = 12.2 W/kg = 10.86 dBW/kg

PCTEST ENGINEERING LABORATORY, INC.

DUT: A3LSMN976U; Type: Portable Handset; Serial: 0096M

Communication System: UID 0, LTE Band 25 (PCS); Frequency: 1860 MHz; Duty Cycle: 1:1

Medium: 1900 Body Medium parameters used:

$f = 1860 \text{ MHz}$; $\sigma = 1.528 \text{ S/m}$; $\epsilon_r = 52.586$; $\rho = 1000 \text{ kg/m}^3$

Phantom section: Flat Section; Space: 0.0 cm

Test Date: 09-30-2019; Ambient Temp: 23.0°C; Tissue Temp: 21.7°C

Probe: EX3DV4 - SN7547; ConvF(7.53, 7.53, 7.53) @ 1860 MHz; Calibrated: 7/15/2019

Sensor-Surface: 1.4mm (Mechanical Surface Detection)

Electronics: DAE4 Sn1323; Calibrated: 7/11/2019

Phantom: Right Twin-SAM V5.0; Type: QD 000 P40 CD; Serial: 1797

Measurement SW: DASY52, Version 52.10 (2);SEMCAD X Version 14.6.12 (7470)

**Mode: LTE Band 25 (PCS), Phablet SAR, Bottom Edge, Low.ch,
20 MHz Bandwidth, QPSK, 1 RB, 0 RB Offset**

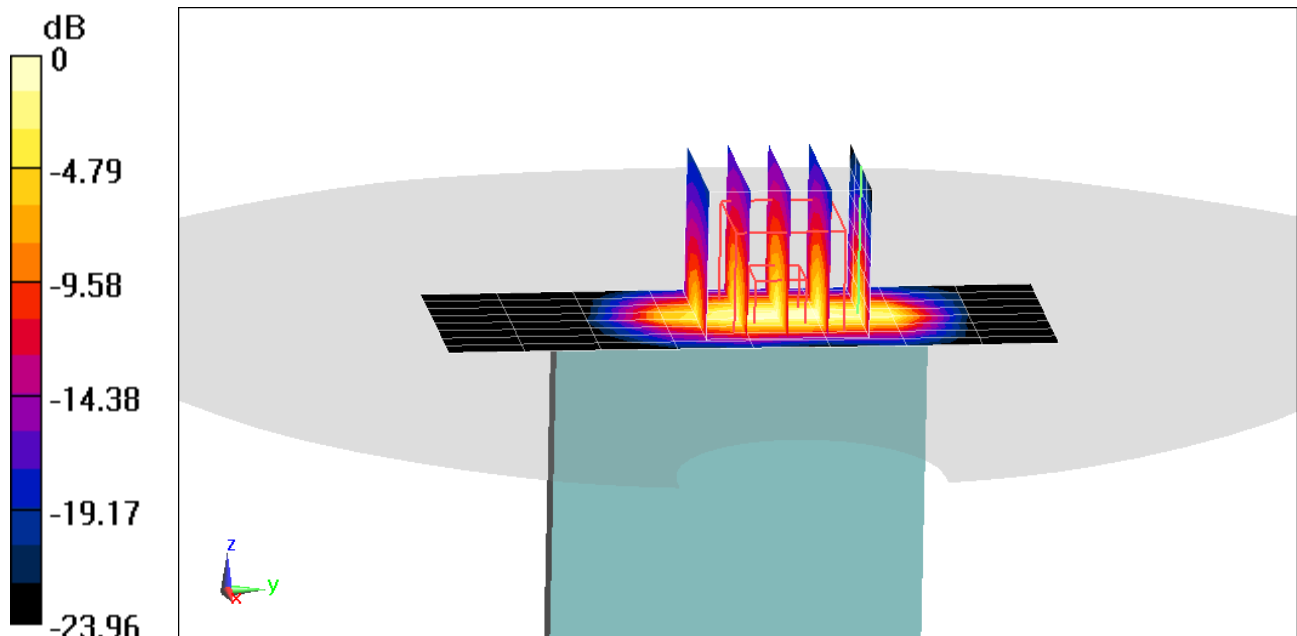
Area Scan (9x9x1): Measurement grid: dx=5mm, dy=15mm

Zoom Scan (5x5x7)/Cube 0: Measurement grid: dx=8mm, dy=8mm, dz=5mm

Reference Value = 63.48 V/m; Power Drift = -0.11 dB

Peak SAR (extrapolated) = 17.5 W/kg

SAR(10 g) = 2.46 W/kg



0 dB = 11.0 W/kg = 10.41 dBW/kg

PCTEST ENGINEERING LABORATORY, INC.

DUT: A3LSMN976U; Type: Portable Handset; Serial: 0096M

Communication System: UID 0, LTE Band 2 (PCS); Frequency: 1880 MHz; Duty Cycle: 1:1

Medium: 1900 Body Medium parameters used:

$f = 1880 \text{ MHz}$; $\sigma = 1.551 \text{ S/m}$; $\epsilon_r = 52.517$; $\rho = 1000 \text{ kg/m}^3$

Phantom section: Flat Section; Space: 0.0 cm

Test Date: 09-30-2019; Ambient Temp: 23.0°C; Tissue Temp: 21.7°C

Probe: EX3DV4 - SN7547; ConvF(7.53, 7.53, 7.53) @ 1880 MHz; Calibrated: 7/15/2019

Sensor-Surface: 1.4mm (Mechanical Surface Detection)

Electronics: DAE4 Sn1323; Calibrated: 7/11/2019

Phantom: Right Twin-SAM V5.0; Type: QD 000 P40 CD; Serial: 1797

Measurement SW: DASY52, Version 52.10 (2);SEMCAD X Version 14.6.12 (7470)

**Mode: LTE Band 2 (PCS), Phablet SAR, Bottom Edge, Mid.ch,
20 MHz Bandwidth, QPSK, 50 RB, 50 RB Offset**

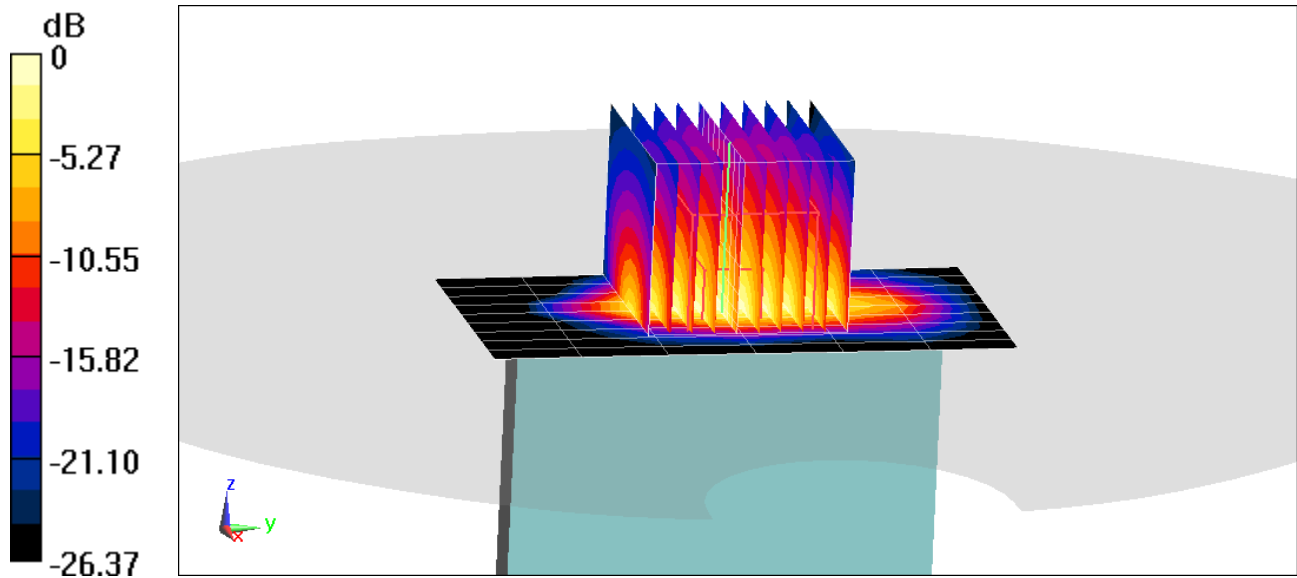
Area Scan (10x7x1): Measurement grid: dx=5mm, dy=15mm

Zoom Scan (10x10x7)/Cube 0: Measurement grid: dx=3.8mm, dy=3.8mm, dz=1.4mm; Graded Ratio: 1.4

Reference Value = 61.45 V/m; Power Drift = -0.18 dB

Peak SAR (extrapolated) = 15.2 W/kg

SAR(10 g) = 2.37 W/kg



0 dB = 10.7 W/kg = 10.29 dBW/kg

PCTEST ENGINEERING LABORATORY, INC.

DUT: A3LSMN976U; Type: Portable Handset; Serial: 0089M

Communication System: UID 0, LTE Band 30; Frequency: 2310 MHz; Duty Cycle: 1:1
Medium: 2450 Body Medium parameters used:
 $f = 2310 \text{ MHz}$; $\sigma = 1.813 \text{ S/m}$; $\epsilon_r = 52.637$; $\rho = 1000 \text{ kg/m}^3$
Phantom section: Flat Section; Space: 0.0 cm

Test Date: 09-16-2019; Ambient Temp: 21.2°C; Tissue Temp: 21.0°C

Probe: EX3DV4 - SN7357; ConvF(7.72, 7.72, 7.72) @ 2310 MHz; Calibrated: 4/24/2019
Sensor-Surface: 1.4mm (Mechanical Surface Detection)
Electronics: DAE4 Sn1407; Calibrated: 4/18/2019
Phantom: Twin-SAM V4.0 (30); Type: QD 000 P40 CC; Serial: 1167
Measurement SW: DASY52, Version 52.10 (2); SEMCAD X Version 14.6.12 (7470)

**Mode: LTE Band 30, Phablet SAR, Bottom Edge, Mid.ch,
10 MHz Bandwidth, QPSK, 25 RB, 12 RB Offset**

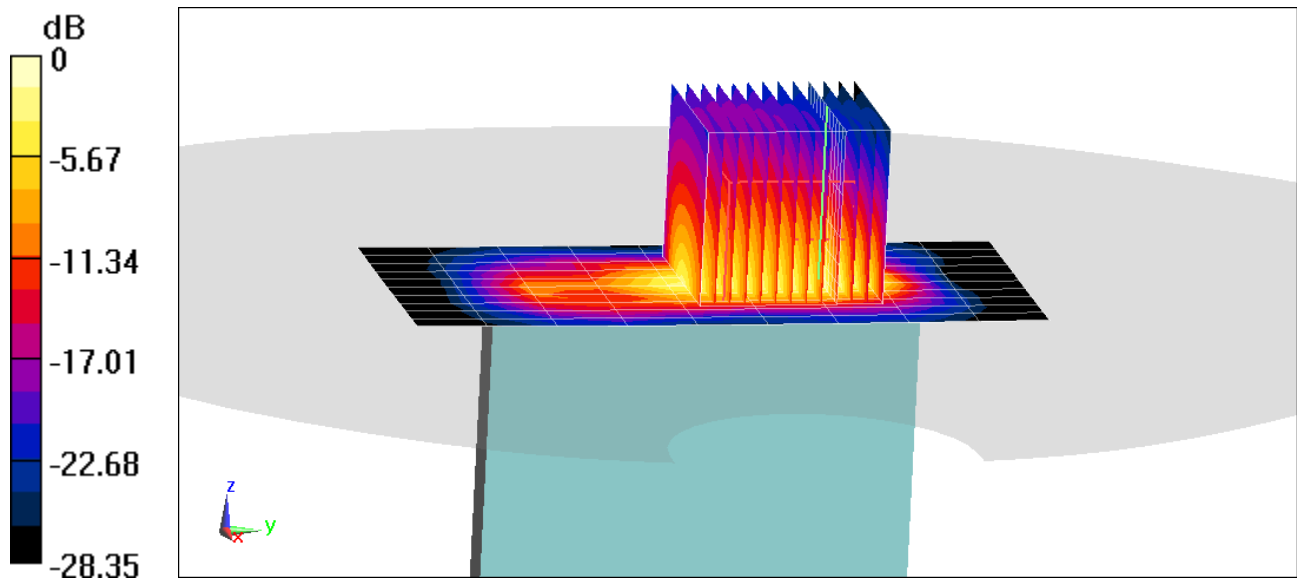
Area Scan (11x10x1): Measurement grid: dx=5mm, dy=12mm

Zoom Scan (13x13x7)/Cube 0: Measurement grid: dx=2.6mm, dy=2.6mm, dz=1.4mm; Graded Ratio: 1.4

Reference Value = 59.51 V/m; Power Drift = 0.04 dB

Peak SAR (extrapolated) = 23.0 W/kg

SAR(10 g) = 2.34 W/kg



0 dB = 12.8 W/kg = 11.07 dBW/kg

PCTEST ENGINEERING LABORATORY, INC.

DUT: A3LSMN976U; Type: Portable Handset; Serial: 0089M

Communication System: UID 0, LTE Band 7; Frequency: 2560 MHz; Duty Cycle: 1:1

Medium: 2450 Body Medium parameters used:

$f = 2560$ MHz; $\sigma = 2.119$ S/m; $\epsilon_r = 52.061$; $\rho = 1000$ kg/m³

Phantom section: Flat Section; Space: 0.0 cm

Test Date: 10-16-2019; Ambient Temp: 21.6°C; Tissue Temp: 22.7°C

Probe: EX3DV4 - SN7547; ConvF(7.18, 7.18, 7.18) @ 2560 MHz; Calibrated: 7/15/2019

Sensor-Surface: 1.4mm (Mechanical Surface Detection)

Electronics: DAE4 Sn1323; Calibrated: 7/11/2019

Phantom: LeftTwin-SAM V5.0; Type: QD 000 P40 CD; Serial: TP1375

Measurement SW: DASY52, Version 52.10 (2);SEMCAD X Version 14.6.12 (7470)

**Mode: LTE Band 7, Phablet SAR, Bottom Edge, High.ch,
20 MHz Bandwidth, QPSK, 50 RB, 0 RB Offset**

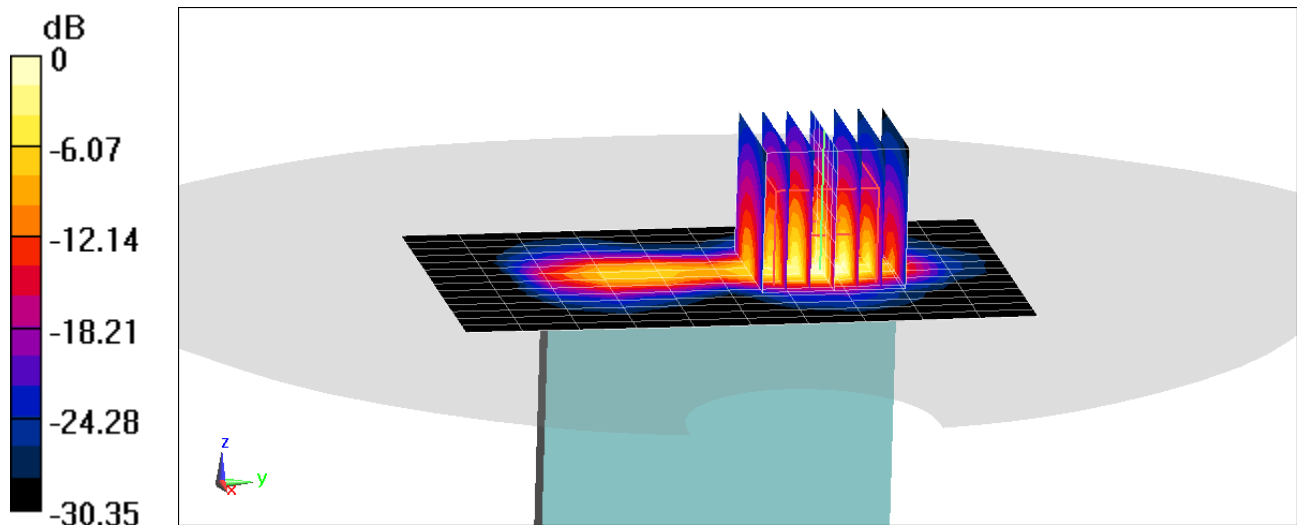
Area Scan (15x11x1): Measurement grid: dx=5mm, dy=12mm

Zoom Scan (7x7x7)/Cube 0: Measurement grid: dx=5mm, dy=5mm, dz=5mm

Reference Value = 58.82 V/m; Power Drift = 0.02 dB

Peak SAR (extrapolated) = 19.7 W/kg

SAR(10 g) = 1.88 W/kg



0 dB = 12.9 W/kg = 11.11 dBW/kg

PCTEST ENGINEERING LABORATORY, INC.

DUT: A3LSMN976U; Type: Portable Handset; Serial: 0089M

Communication System: UID 0, LTE Band 41 (Class 3); Frequency: 2593 MHz; Duty Cycle: 1:1.58
Medium: 2450 Body Medium parameters used (interpolated):
 $f = 2593 \text{ MHz}$; $\sigma = 2.205 \text{ S/m}$; $\epsilon_r = 51.652$; $\rho = 1000 \text{ kg/m}^3$
Phantom section: Flat Section; Space: 0.0 cm

Test Date: 10-02-2019; Ambient Temp: 22.3°C; Tissue Temp: 22.1°C

Probe: EX3DV4 - SN3914; ConvF(7.15, 7.15, 7.15) @ 2593 MHz; Calibrated: 2/19/2019
Sensor-Surface: 1.4mm (Mechanical Surface Detection)
Electronics: DAE4 Sn1272; Calibrated: 2/14/2019
Phantom: Twin-SAM V5.0 Left 30; Type: QD 000 P40 CD; Serial: 1687
Measurement SW: DASY52, Version 52.10 (2);SEMCAD X Version 14.6.12 (7470)

**Mode: LTE Band 41, PC3, Phablet SAR, Bottom Edge, Mid.ch,
20 MHz Bandwidth, QPSK, 1 RB, 50 RB Offset**

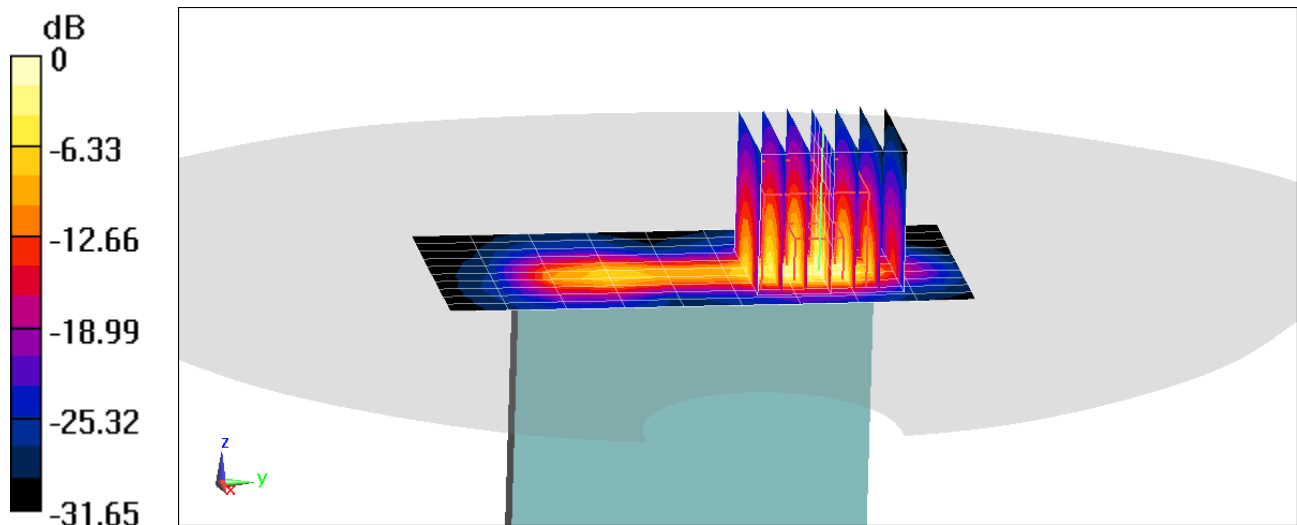
Area Scan (11x10x1): Measurement grid: dx=5mm, dy=12mm

Zoom Scan (7x7x7)/Cube 0: Measurement grid: dx=5mm, dy=5mm, dz=5mm

Reference Value = 61.68 V/m; Power Drift = 0.04 dB

Peak SAR (extrapolated) = 24.3 W/kg

SAR(10 g) = 2.32 W/kg



0 dB = 17.4 W/kg = 12.41 dBW/kg

PCTEST ENGINEERING LABORATORY, INC.

DUT: A3LSMN967U; Type: Portable Handset; Serial: 0585M

Communication System: UID 0, 802.11n 5.2-5.8 GHz Band; Frequency: 5500 MHz; Duty Cycle: 1:1

Medium: 5 GHz Body Medium parameters used:

$f = 5500 \text{ MHz}$; $\sigma = 5.814 \text{ S/m}$; $\epsilon_r = 47.952$; $\rho = 1000 \text{ kg/m}^3$

Phantom section: Flat Section; Space: 0.0 cm

Test Date: 09-30-2019; Ambient Temp: 20.9°C; Tissue Temp: 20.9°C

Probe: EX3DV4 - SN7410; ConvF(4.42, 4.42, 4.42) @ 5500 MHz; Calibrated: 7/16/2019

Sensor-Surface: 1.4mm (Mechanical Surface Detection)

Electronics: DAE4 Sn1322; Calibrated: 7/11/2019

Phantom: Twin-SAM V5.0; Type: QD 000 P40 CD; Serial: 1630

Measurement SW: DASY52, Version 52.10 (2);SEMCAD X Version 14.6.12 (7470)

**Mode: IEEE 802.11n, UNII-2C, 20 MHz Bandwidth, MIMO,
Phablet SAR, Ch 100, 13 Mbps, Back Side**

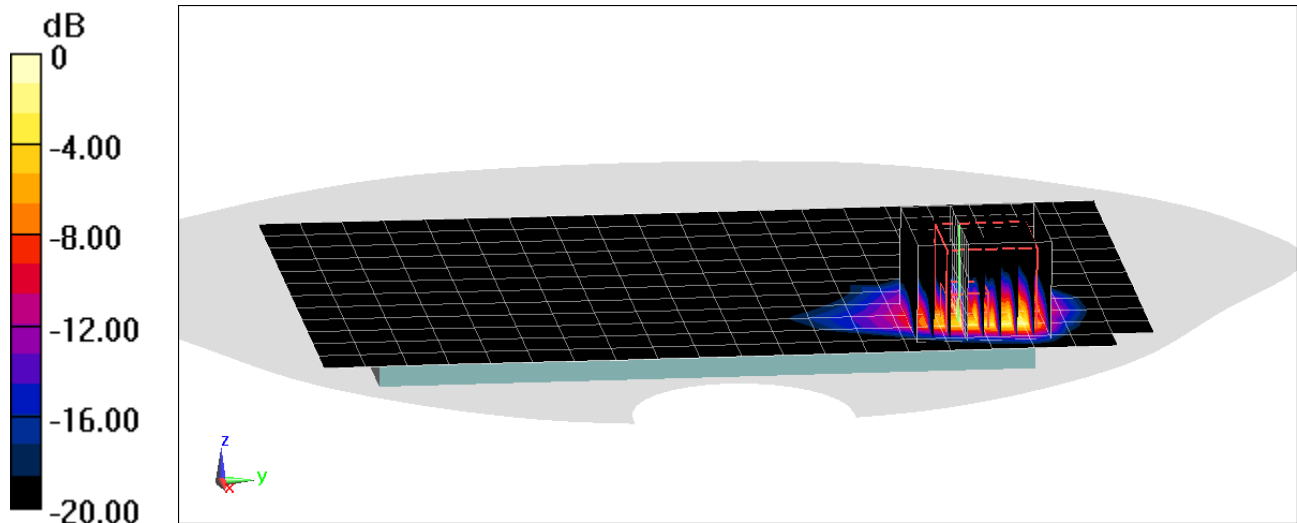
Area Scan (13x21x1): Measurement grid: dx=10mm, dy=10mm

Zoom Scan (9x9x7)/Cube 0: Measurement grid: dx=4mm, dy=4mm, dz=1.4mm; Graded Ratio: 1.4

Reference Value = 38.01 V/m; Power Drift = -0.16 dB

Peak SAR (extrapolated) = 42.5 W/kg

SAR(10 g) = 1.92 W/kg



0 dB = 21.7 W/kg = 13.36 dBW/kg

APPENDIX B: SYSTEM VERIFICATION

PCTEST ENGINEERING LABORATORY, INC.

DUT: Dipole 750 MHz; Type: D750V3; Serial: 1161

Communication System: UID 0, CW; Frequency: 750 MHz; Duty Cycle: 1:1

Medium: 750 Head Medium parameters used (interpolated):

$f = 750 \text{ MHz}$; $\sigma = 0.889 \text{ S/m}$; $\epsilon_r = 42.001$; $\rho = 1000 \text{ kg/m}^3$

Phantom section: Flat Section; Space: 1.5 cm

Test Date: 09-23-2019; Ambient Temp: 21.5°C; Tissue Temp: 20.4°C

Probe: EX3DV4 - SN7409; ConvF(9.96, 9.96, 9.96) @ 750 MHz; Calibrated: 6/19/2019

Sensor-Surface: 1.4mm (Mechanical Surface Detection)

Electronics: DAE4 Sn1334; Calibrated: 6/20/2019

Phantom: Front; Type: QD 000 P40 CD; Serial: 1686

Measurement SW: DASY52, Version 52.10 (2);SEMCAD X Version 14.6.12 (7470)

750 MHz System Verification at 23.0 dBm (200 mW)

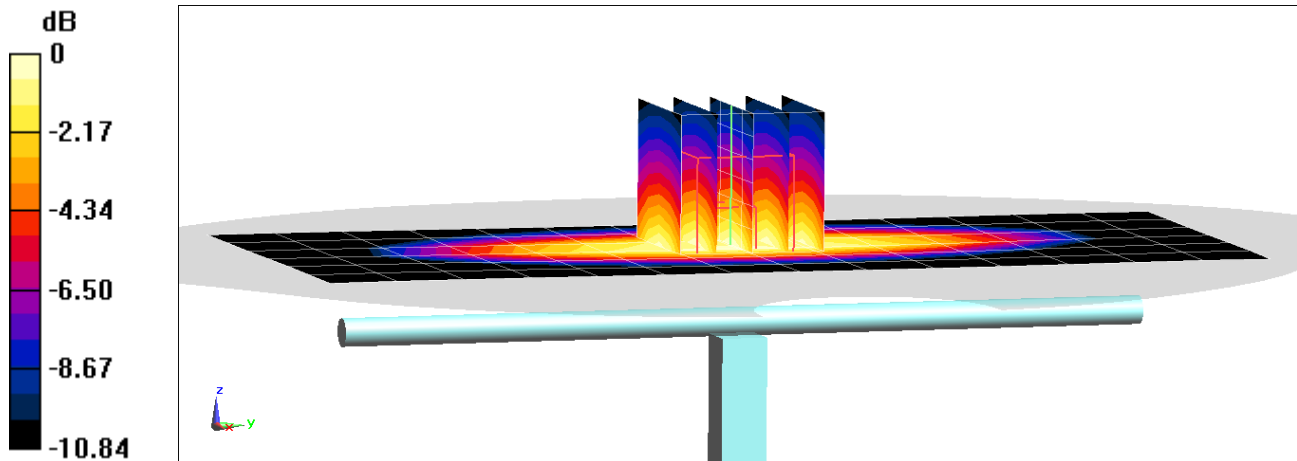
Area Scan (7x15x1): Measurement grid: dx=15mm, dy=15mm

Zoom Scan (5x5x7)/Cube 0: Measurement grid: dx=8mm, dy=8mm, dz=5mm

Peak SAR (extrapolated) = 2.62 W/kg

SAR(1 g) = 1.67 W/kg

Deviation(1 g) = 3.99%



0 dB = 2.28 W/kg = 3.58 dBW/kg

PCTEST ENGINEERING LABORATORY, INC.

DUT: Dipole 750 MHz; Type: D750V3; Serial: 1003

Communication System: UID 0, CW; Frequency: 750 MHz; Duty Cycle: 1:1

Medium: 750 Head; Medium parameters used:

$f = 750 \text{ MHz}$; $\sigma = 0.888 \text{ S/m}$; $\epsilon_r = 41.476$; $\rho = 1000 \text{ kg/m}^3$

Phantom section: Flat Section; Space: 1.5 cm

Test Date: 10-21-2019; Ambient Temp: 21.4°C; Tissue Temp: 21.1°C

Probe: EX3DV4 - SN7357; ConvF(10.26, 10.26, 10.26) @ 750 MHz; Calibrated: 4/24/2019

Sensor-Surface: 1.4mm (Mechanical Surface Detection)

Electronics: DAE4 Sn1407; Calibrated: 4/18/2019

Phantom: Twin-SAM V4.0 (30); Type: QD 000 P40 CC; Serial: 1167

Measurement SW: DASY52, Version 52.10 (2);SEMCAD X Version 14.6.12 (7470)

750 MHz System Verification at 23.0 dBm (200 mW)

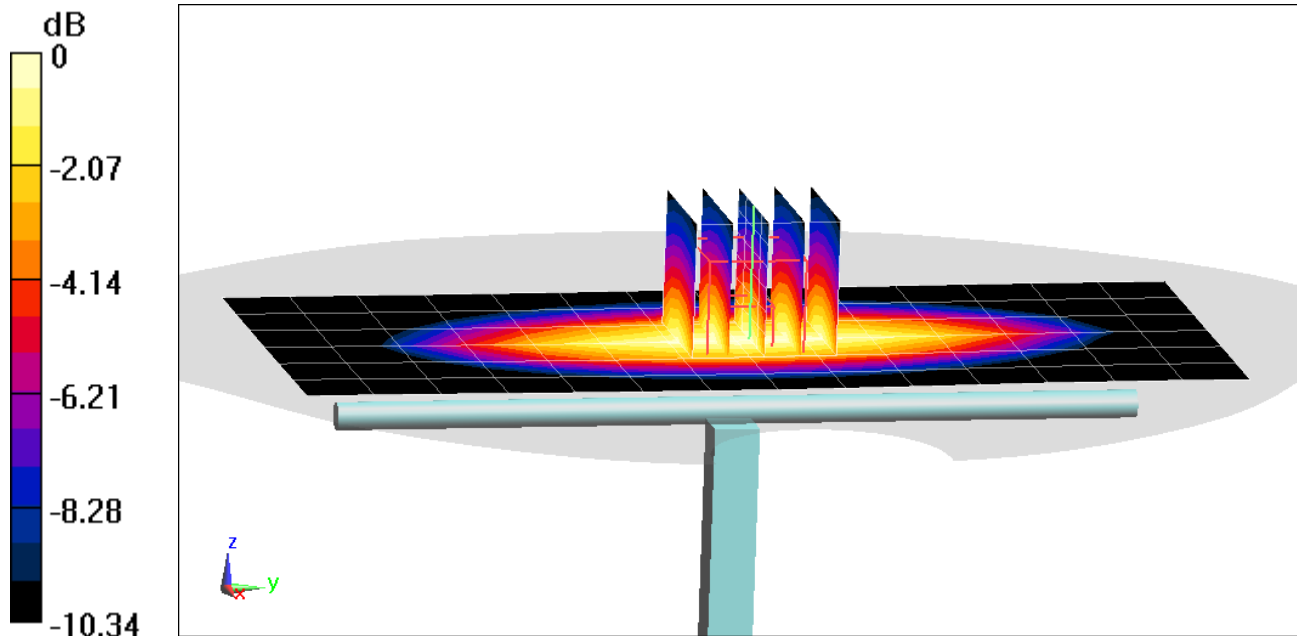
Area Scan (7x15x1): Measurement grid: dx=15mm, dy=15mm

Zoom Scan (5x5x7)/Cube 0: Measurement grid: dx=8mm, dy=8mm, dz=5mm

Peak SAR (extrapolated) = 2.48 W/kg

SAR(1 g) = 1.65 W/kg

Deviation(1 g) = -0.36%



0 dB = 2.21 W/kg = 3.44 dBW/kg