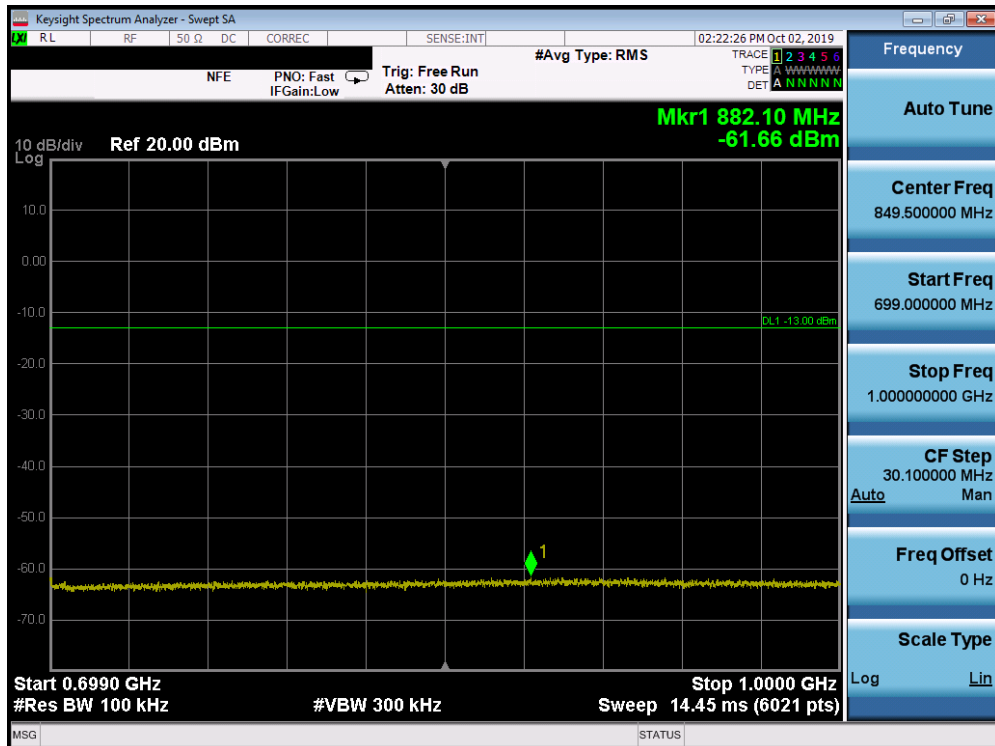
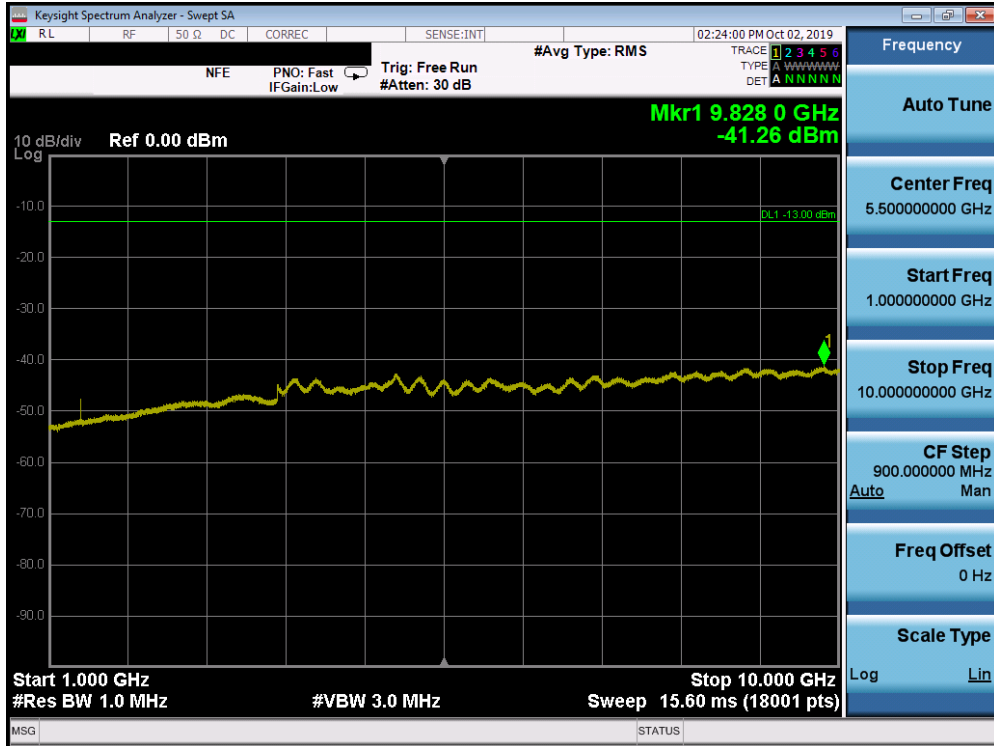


Plot 7-171. Conducted Spurious Plot (Band 71 - 20.0MHz QPSK - RB Size 1, RB Offset 0 - High Channel)



Plot 7-172. Conducted Spurious Plot (Band 71 - 20.0MHz QPSK - RB Size 1, RB Offset 0 - High Channel)

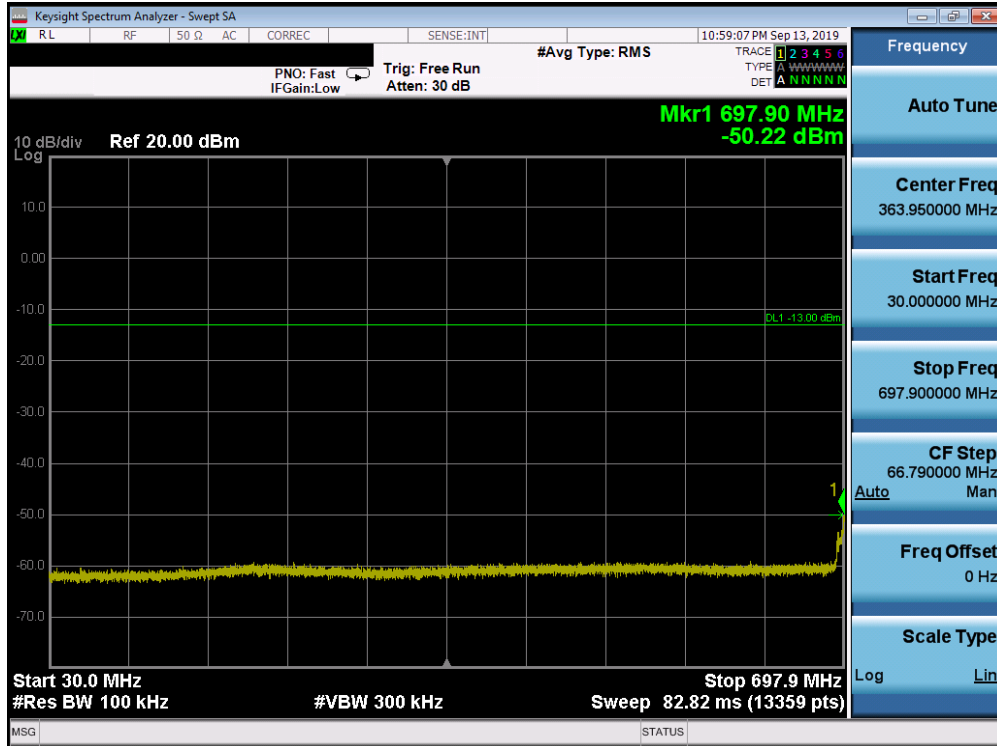
FCC ID: A3LSMN976U		MEASUREMENT REPORT (CERTIFICATION)		Approved by: Quality Manager
Test Report S/N: 1M1909040147-03.A3L	Test Dates: 9/09 – 11/05/2019	EUT Type: Portable Handset		Page 107 of 348



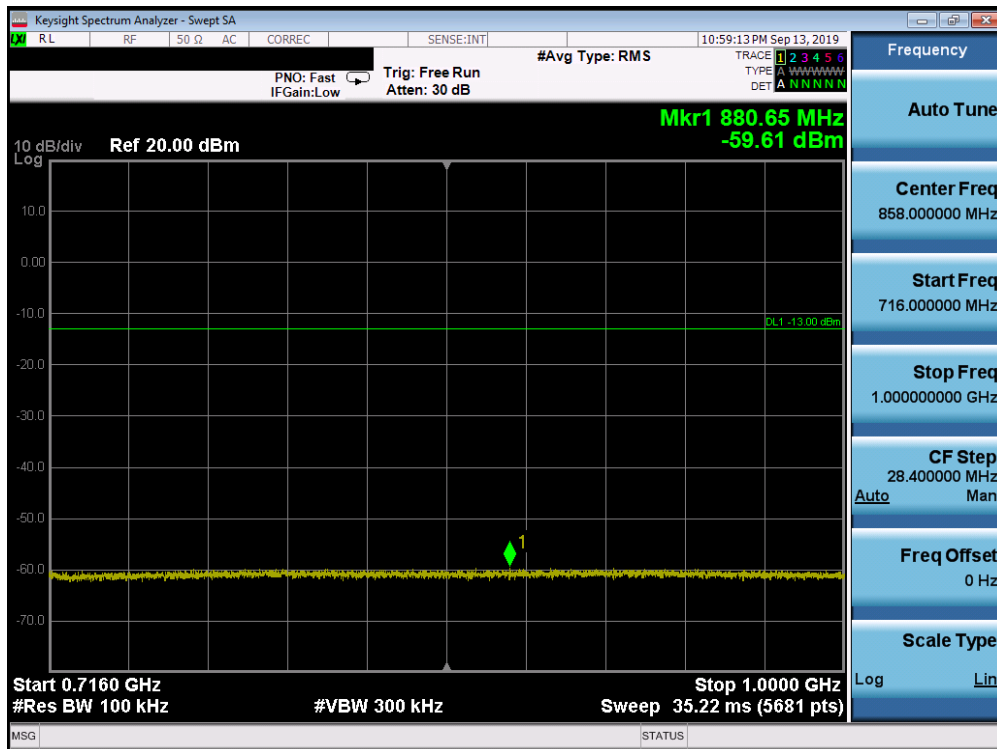
Plot 7-173. Conducted Spurious Plot (Band 71 - 20.0MHz QPSK - RB Size 1, RB Offset 0 - High Channel)

FCC ID: A3LSMN976U		MEASUREMENT REPORT (CERTIFICATION)		Approved by: Quality Manager
Test Report S/N: 1M1909040147-03.A3L	Test Dates: 9/09 – 11/05/2019	EUT Type: Portable Handset		Page 108 of 348

**Band 12**

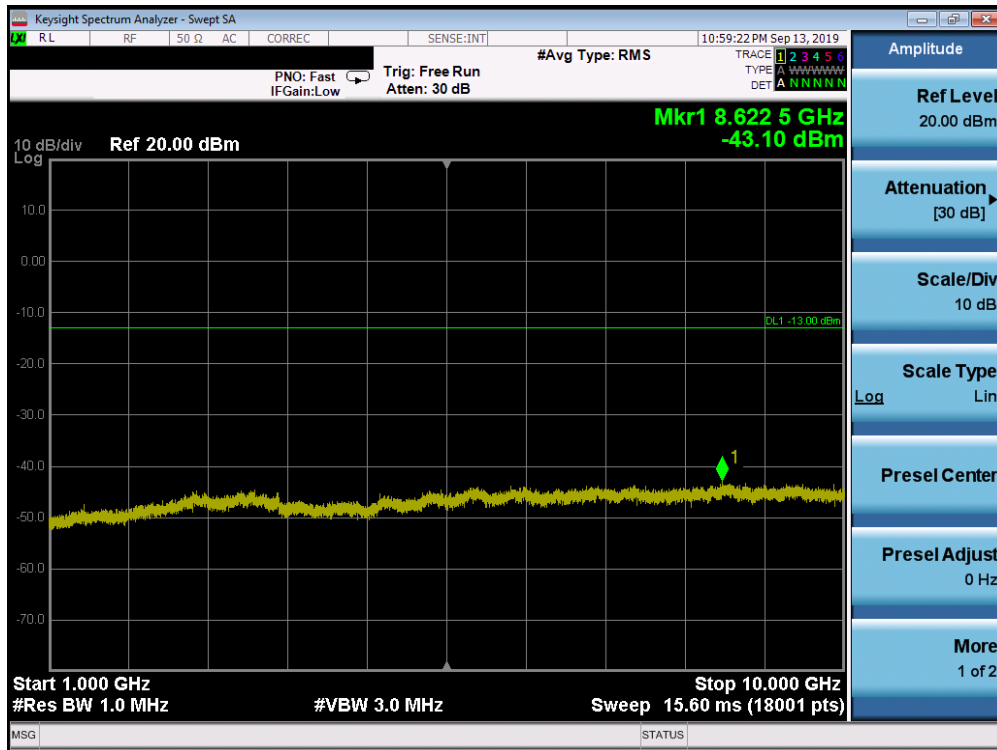


**Plot 7-174. Conducted Spurious Plot (Band 12 - 10.0MHz QPSK - RB Size 1, RB Offset 0 - Low Channel)**

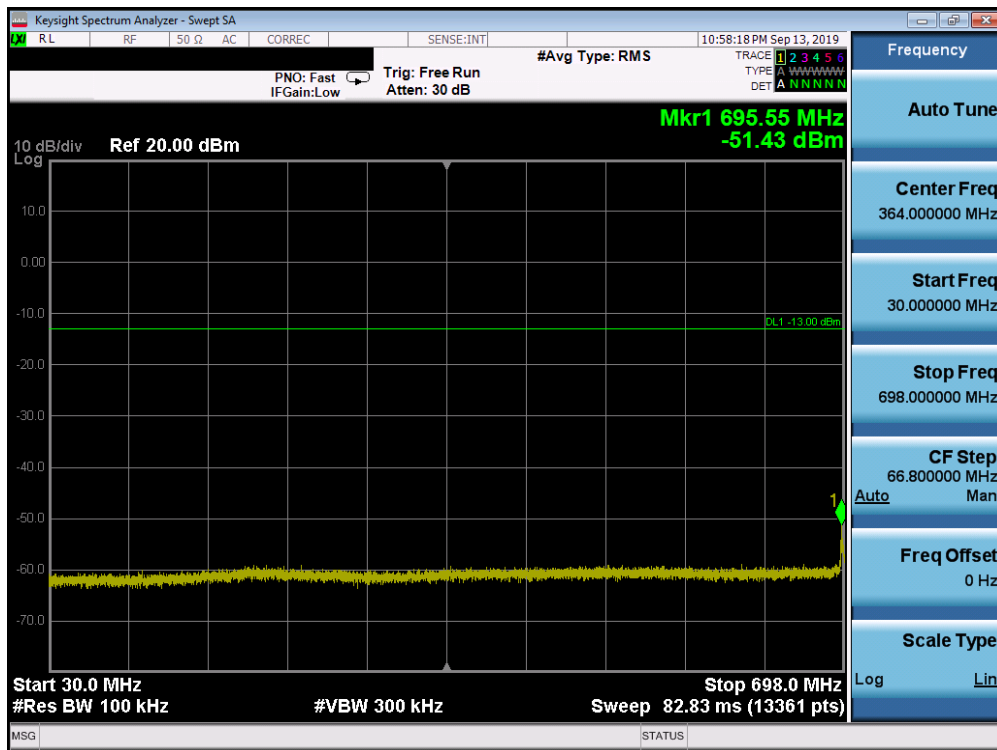


**Plot 7-175. Conducted Spurious Plot (Band 12 - 10.0MHz QPSK - RB Size 1, RB Offset 0 - Low Channel)**

FCC ID: A3LSMN976U		MEASUREMENT REPORT (CERTIFICATION)		Approved by: Quality Manager
Test Report S/N: 1M1909040147-03.A3L	Test Dates: 9/09 – 11/05/2019	EUT Type: Portable Handset		Page 109 of 348

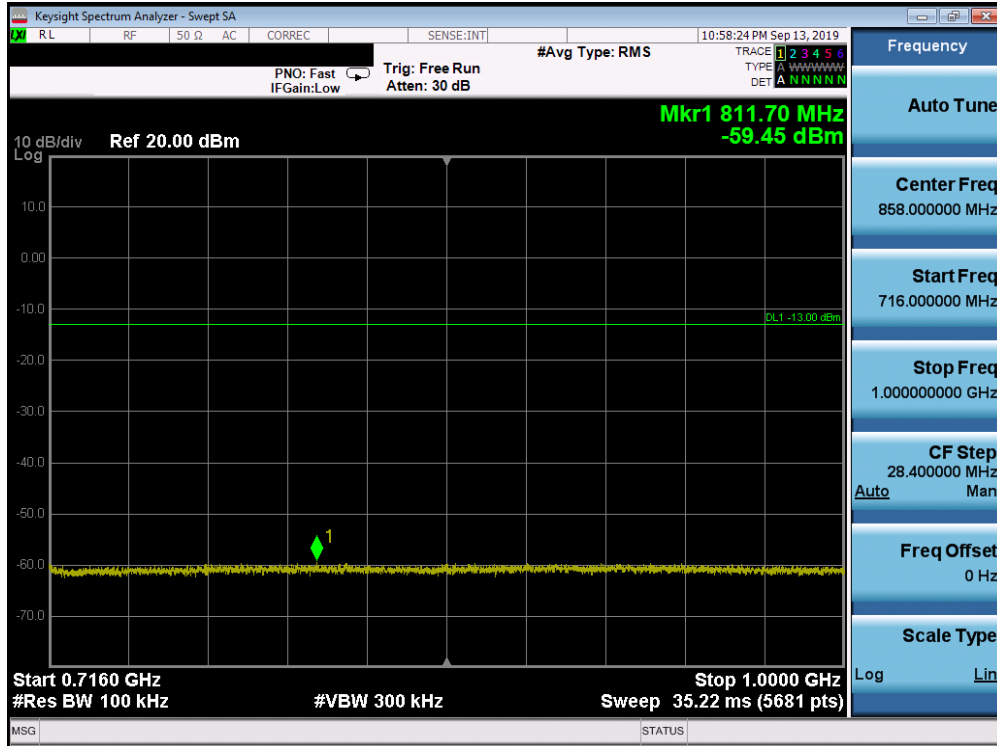


Plot 7-176. Conducted Spurious Plot (Band 12 - 10.0MHz QPSK - RB Size 1, RB Offset 0 - Low Channel)

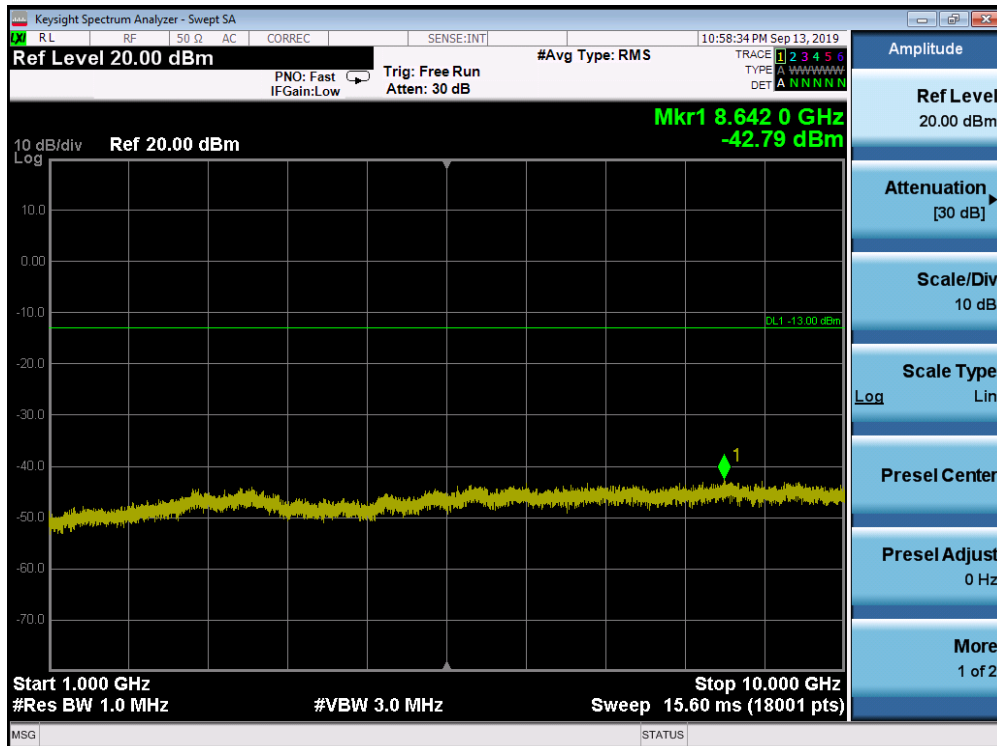


Plot 7-177. Conducted Spurious Plot (Band 12 - 10.0MHz QPSK - RB Size 1, RB Offset 0 - Mid Channel)

FCC ID: A3LSMN976U		MEASUREMENT REPORT (CERTIFICATION)		Approved by: Quality Manager
Test Report S/N: 1M1909040147-03.A3L	Test Dates: 9/09 – 11/05/2019	EUT Type: Portable Handset		Page 110 of 348

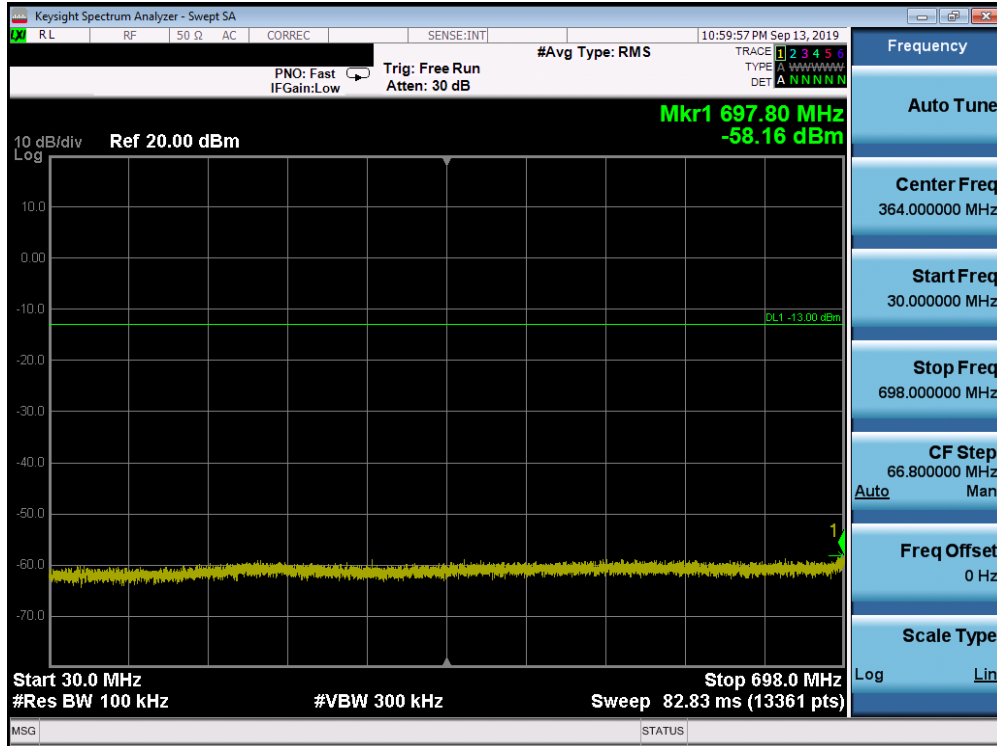


Plot 7-178. Conducted Spurious Plot (Band 12 - 10.0MHz QPSK - RB Size 1, RB Offset 0 - Mid Channel)

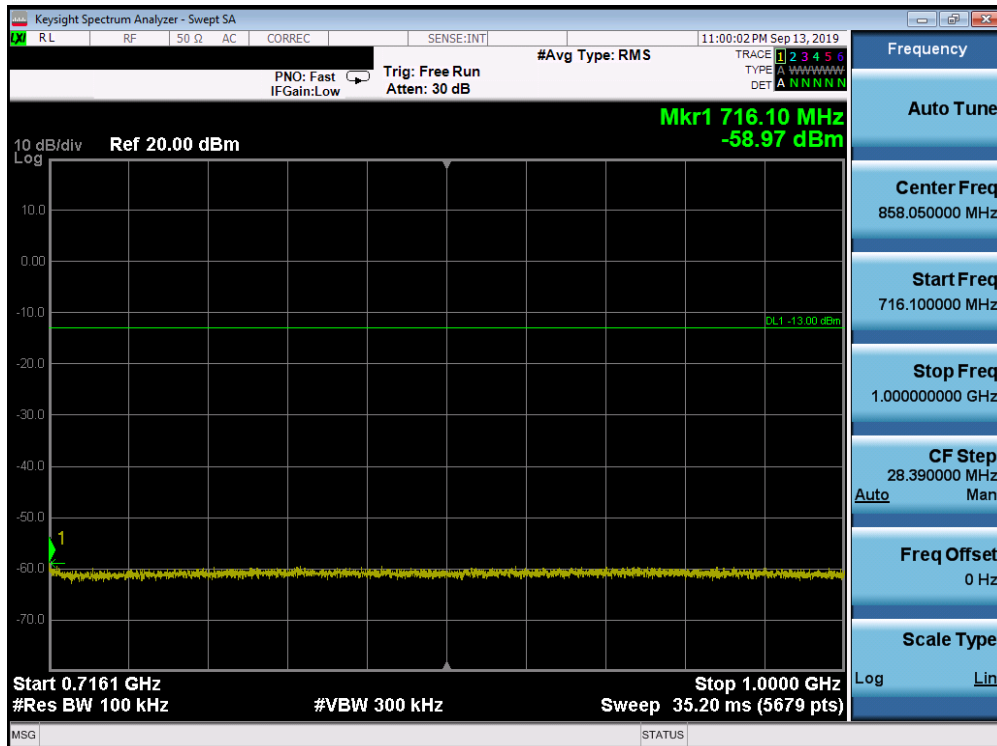


Plot 7-179. Conducted Spurious Plot (Band 12 - 10.0MHz QPSK - RB Size 1, RB Offset 0 - Mid Channel)

FCC ID: A3LSMN976U		MEASUREMENT REPORT (CERTIFICATION)		Approved by: Quality Manager
Test Report S/N: 1M1909040147-03.A3L	Test Dates: 9/09 – 11/05/2019	EUT Type: Portable Handset		Page 111 of 348

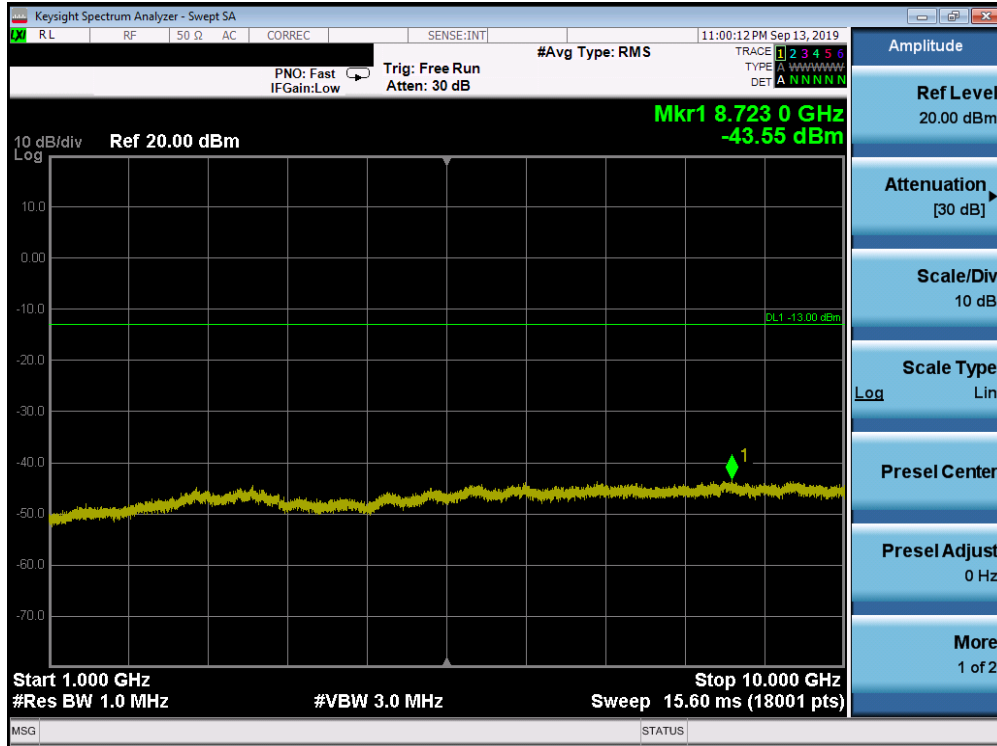


Plot 7-180. Conducted Spurious Plot (Band 12 - 10.0MHz QPSK - RB Size 1, RB Offset 0 - High Channel)



Plot 7-181. Conducted Spurious Plot (Band 12 - 10.0MHz QPSK - RB Size 1, RB Offset 0 - High Channel)

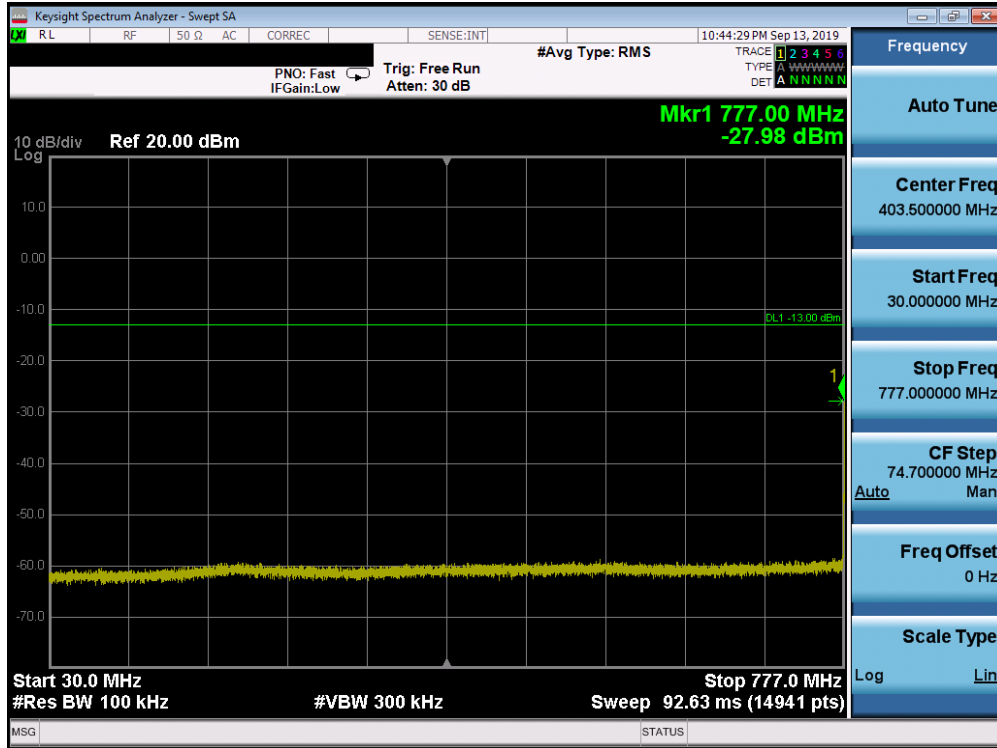
FCC ID: A3LSMN976U		MEASUREMENT REPORT (CERTIFICATION)		Approved by: Quality Manager
Test Report S/N: 1M1909040147-03.A3L	Test Dates: 9/09 – 11/05/2019	EUT Type: Portable Handset		Page 112 of 348



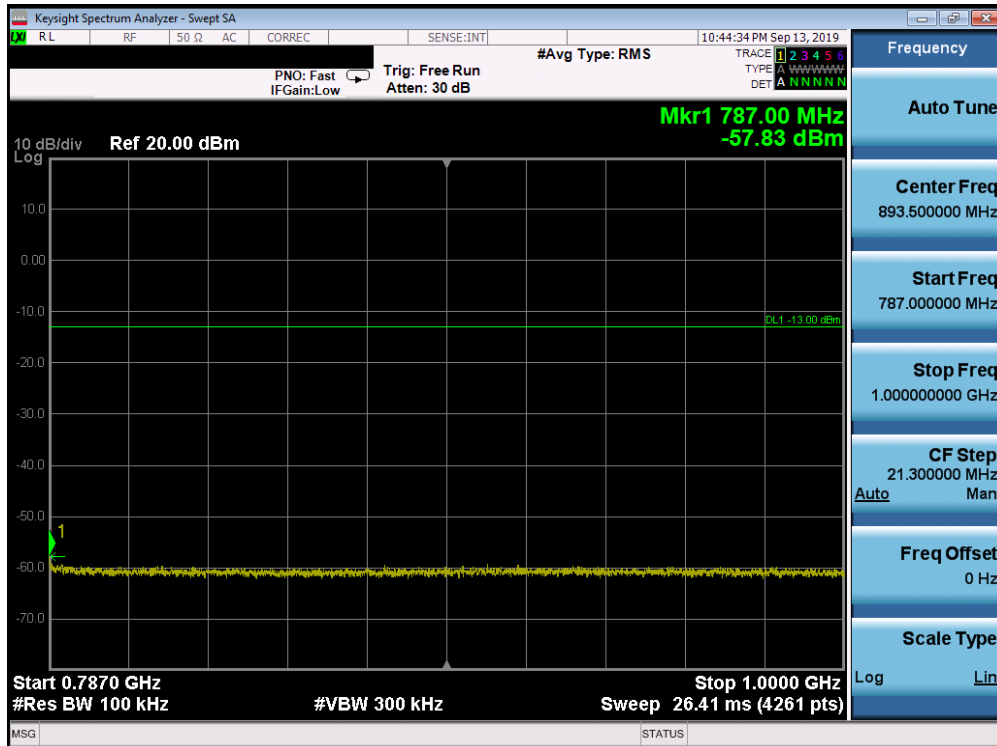
Plot 7-182. Conducted Spurious Plot (Band 12 - 10.0MHz QPSK - RB Size 1, RB Offset 0 - High Channel)

FCC ID: A3LSMN976U		MEASUREMENT REPORT (CERTIFICATION)		Approved by: Quality Manager
Test Report S/N: 1M1909040147-03.A3L	Test Dates: 9/09 – 11/05/2019	EUT Type: Portable Handset		Page 113 of 348

**Band 13**

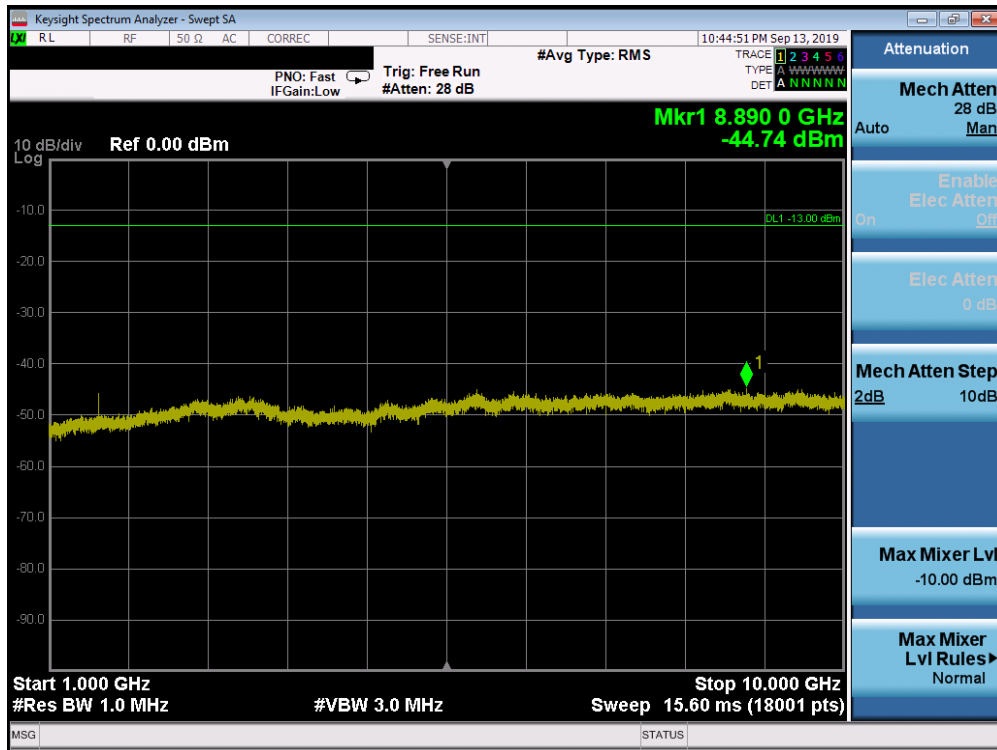


**Plot 7-183. Conducted Spurious Plot (Band 13 - 10.0MHz QPSK - RB Size 1, RB Offset 0)**



**Plot 7-184. Conducted Spurious Plot (Band 13 - 10.0MHz QPSK - RB Size 1, RB Offset 0)**

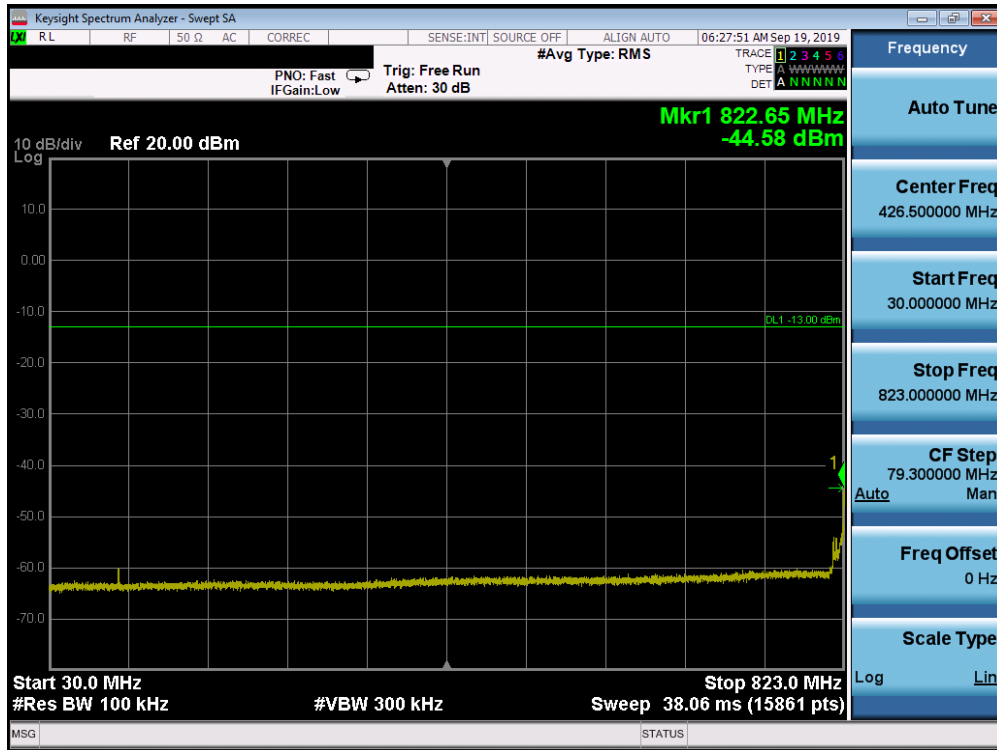
FCC ID: A3LSMN976U		<b>MEASUREMENT REPORT (CERTIFICATION)</b>		Approved by: Quality Manager
Test Report S/N: 1M1909040147-03.A3L	Test Dates: 9/09 – 11/05/2019	EUT Type: Portable Handset		Page 114 of 348



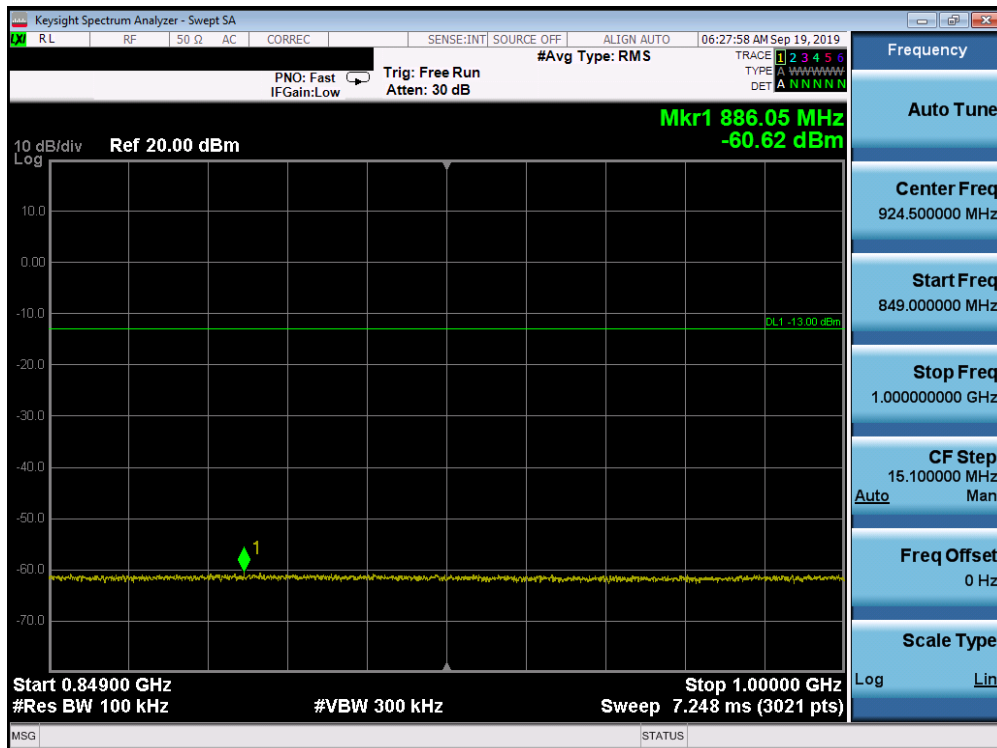
Plot 7-185. Conducted Spurious Plot (Band 13 - 10.0MHz QPSK - RB Size 1, RB Offset 0)

FCC ID: A3LSMN976U		MEASUREMENT REPORT (CERTIFICATION)		Approved by: Quality Manager
Test Report S/N: 1M1909040147-03.A3L	Test Dates: 9/09 – 11/05/2019	EUT Type: Portable Handset		Page 115 of 348

**Band 26/5**



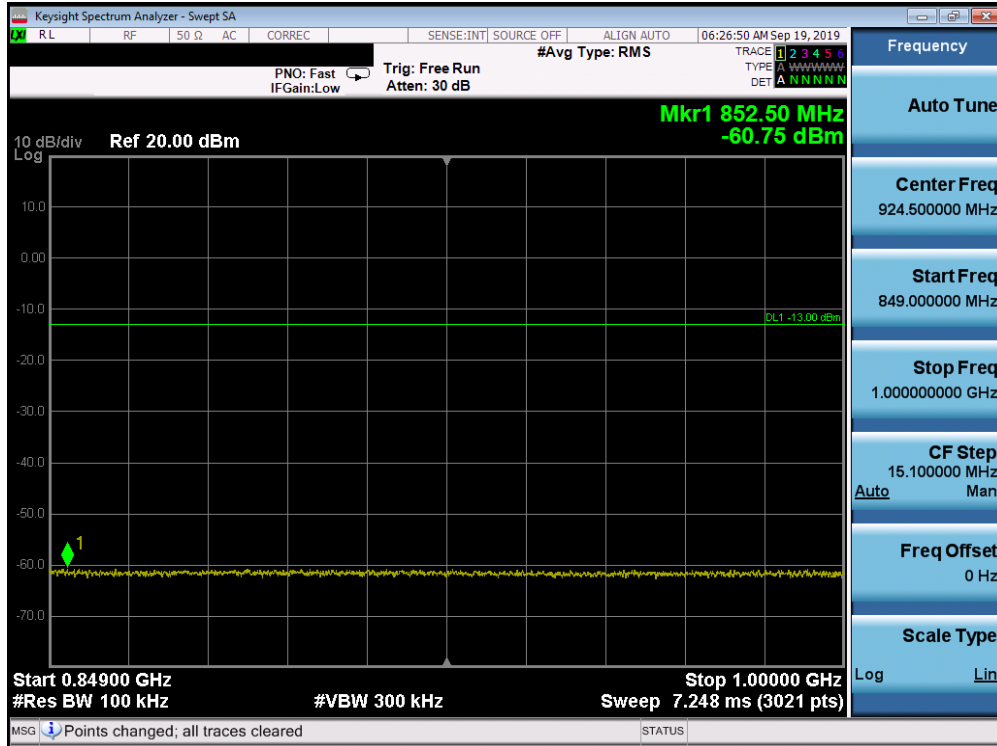
**Plot 7-186. Conducted Spurious Plot (Band 26 - 15.0MHz QPSK - RB Size 1, RB Offset 0 - Low Channel)**



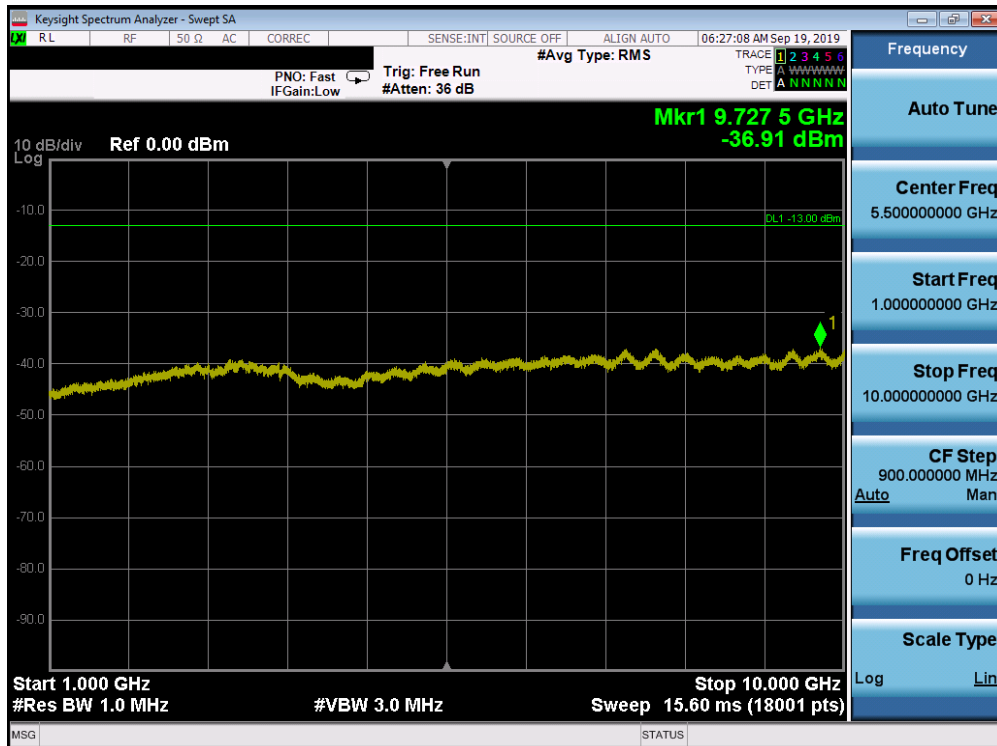
**Plot 7-187. Conducted Spurious Plot (Band 26 - 15.0MHz QPSK - RB Size 1, RB Offset 0 - Low Channel)**

FCC ID: A3LSMN976U		<b>MEASUREMENT REPORT (CERTIFICATION)</b>		Approved by: Quality Manager
Test Report S/N: 1M1909040147-03.A3L	Test Dates: 9/09 – 11/05/2019	EUT Type: Portable Handset		Page 116 of 348



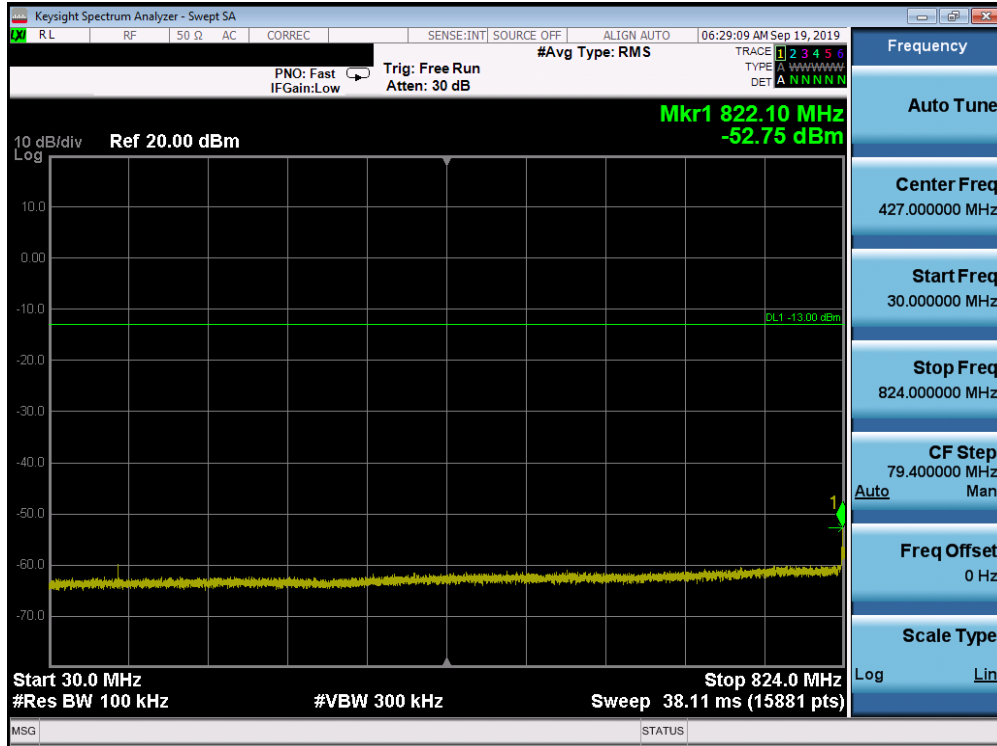


Plot 7-190. Conducted Spurious Plot (Band 26 - 15.0MHz QPSK - RB Size 1, RB Offset 0 - Mid Channel)

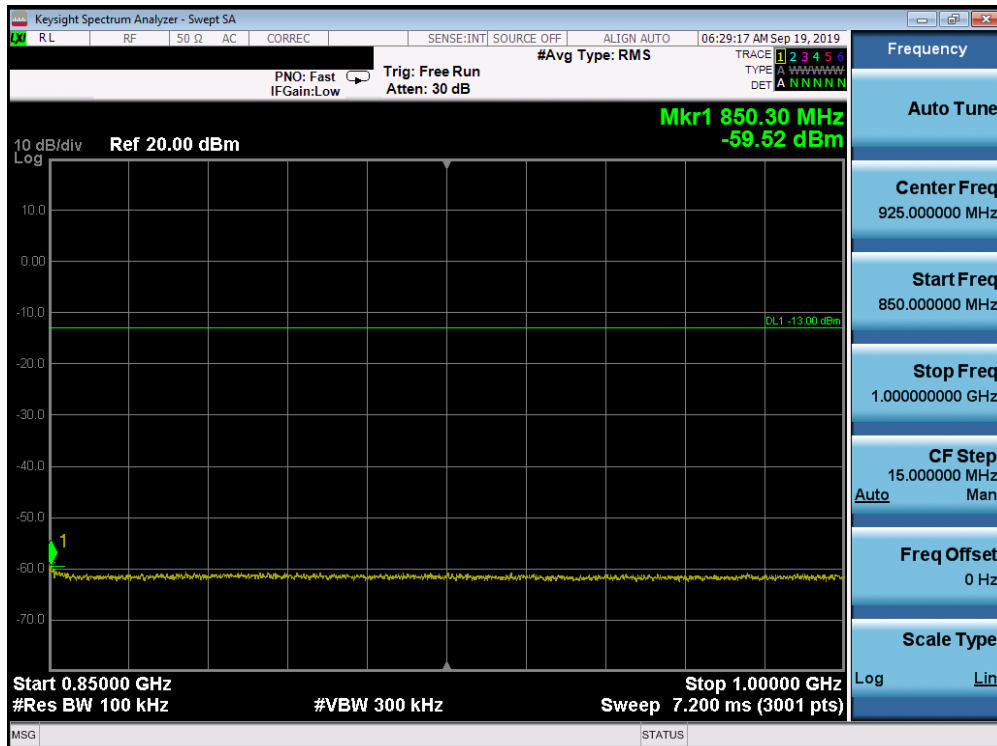


Plot 7-191. Conducted Spurious Plot (Band 26 - 15.0MHz QPSK - RB Size 1, RB Offset 0 - Mid Channel)

FCC ID: A3LSMN976U		MEASUREMENT REPORT (CERTIFICATION)		Approved by: Quality Manager
Test Report S/N: 1M1909040147-03.A3L	Test Dates: 9/09 – 11/05/2019	EUT Type: Portable Handset		Page 118 of 348

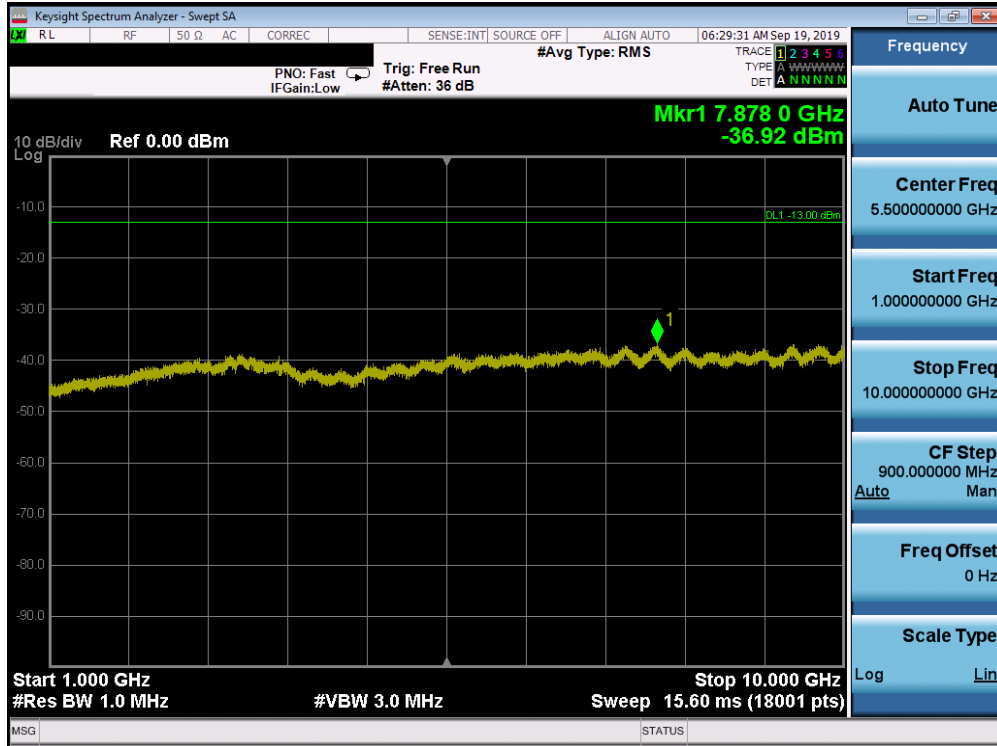


Plot 7-192. Conducted Spurious Plot (Band 26 - 15.0MHz QPSK - RB Size 1, RB Offset 0 - High Channel)



Plot 7-193. Conducted Spurious Plot (Band 26 - 15.0MHz QPSK - RB Size 1, RB Offset 0 - High Channel)

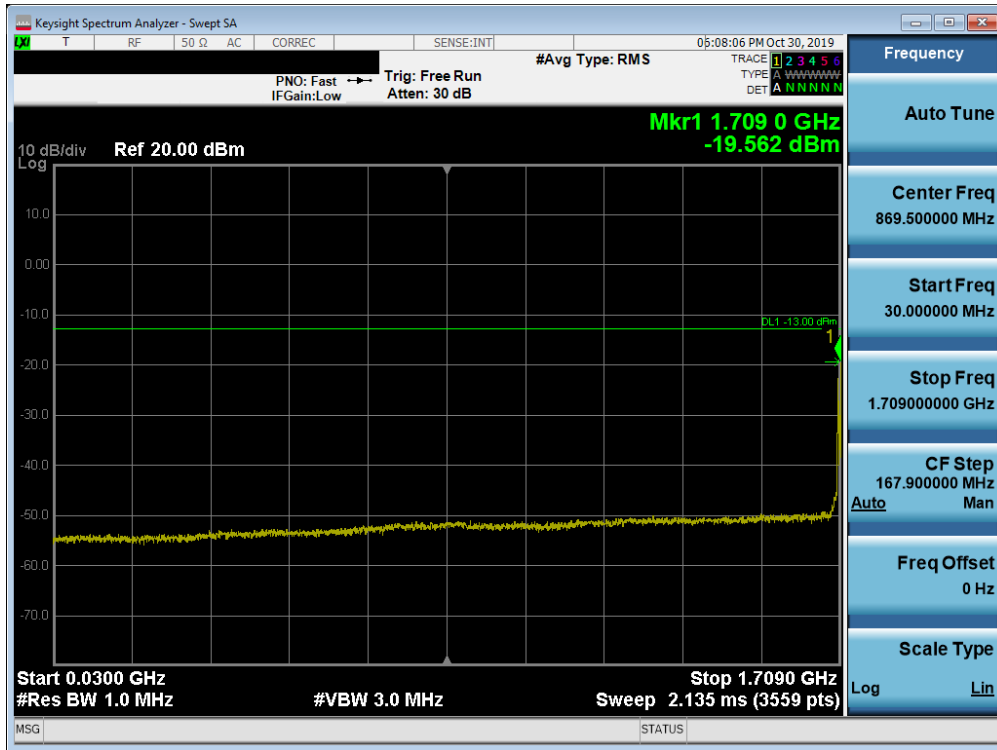
FCC ID: A3LSMN976U		MEASUREMENT REPORT (CERTIFICATION)		Approved by: Quality Manager
Test Report S/N: 1M1909040147-03.A3L	Test Dates: 9/09 – 11/05/2019	EUT Type: Portable Handset		Page 119 of 348



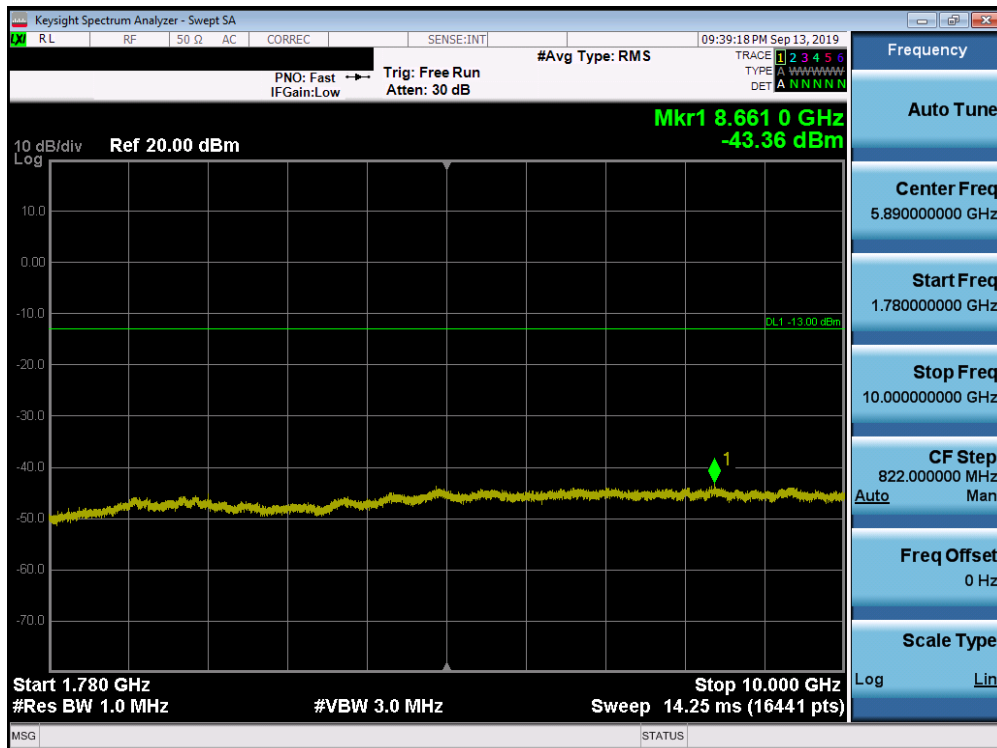
Plot 7-194. Conducted Spurious Plot (Band 26 - 15.0MHz QPSK - RB Size 1, RB Offset 0 - High Channel)

FCC ID: A3LSMN976U		MEASUREMENT REPORT (CERTIFICATION)		Approved by: Quality Manager
Test Report S/N: 1M1909040147-03.A3L	Test Dates: 9/09 – 11/05/2019	EUT Type: Portable Handset		Page 120 of 348

**Band 66/4**

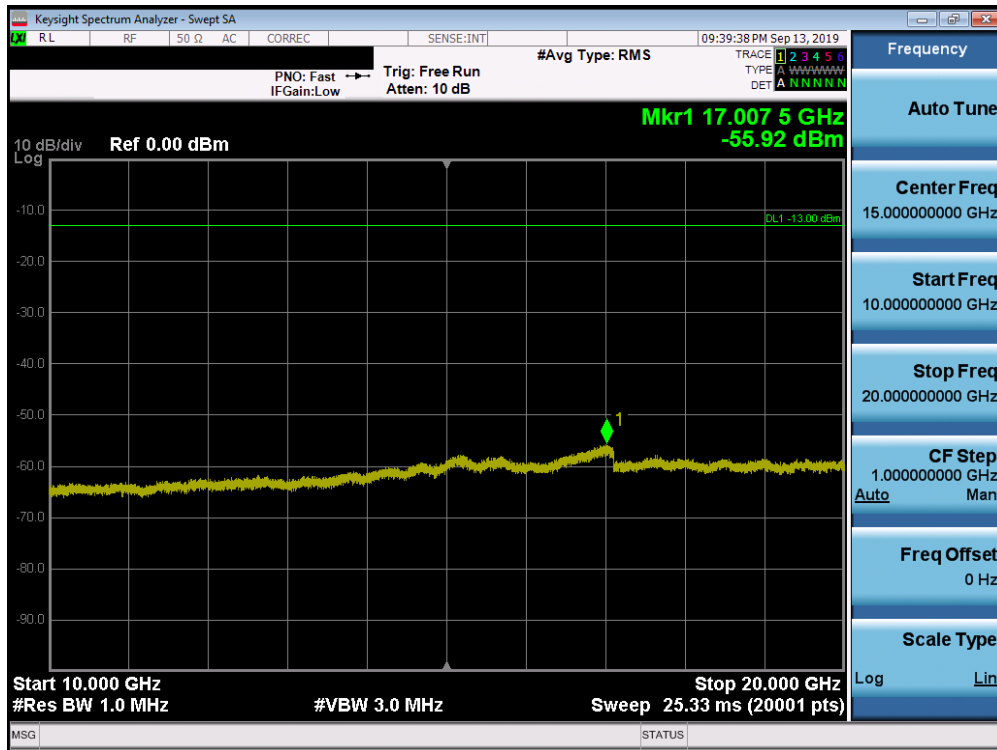


**Plot 7-195. Conducted Spurious Plot (Band 66/4 - 10.0MHz QPSK - RB Size 1, RB Offset 0 - Low Channel)**

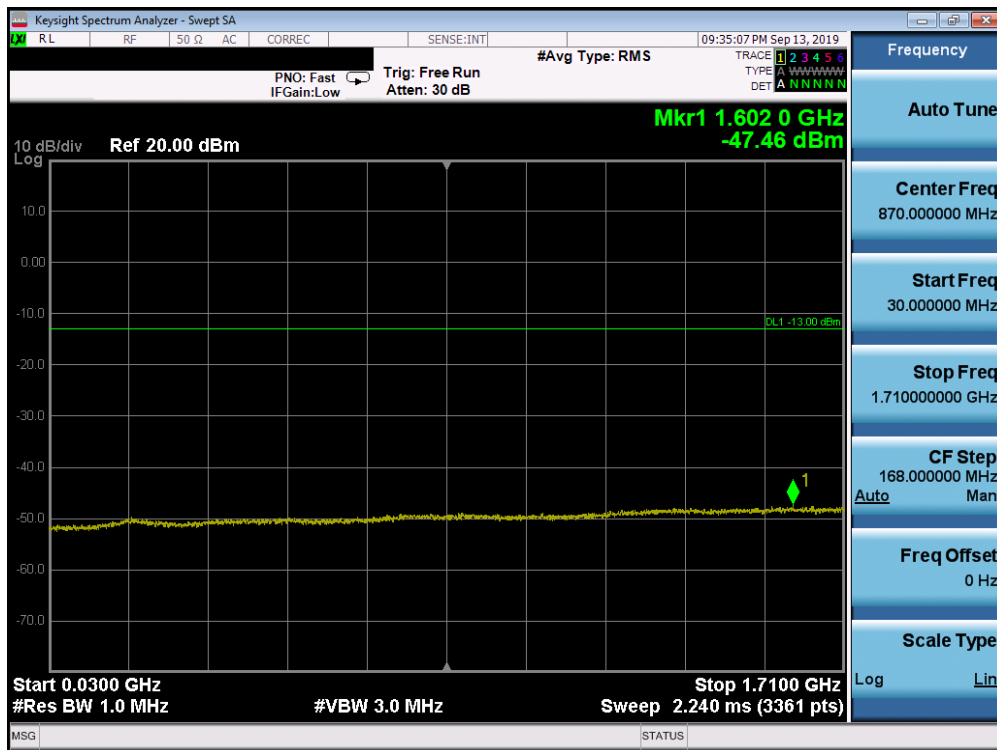


**Plot 7-196. Conducted Spurious Plot (Band 66/4 - 10.0MHz QPSK - RB Size 1, RB Offset 0 - Low Channel)**

FCC ID: A3LSMN976U		MEASUREMENT REPORT (CERTIFICATION)		Approved by: Quality Manager
Test Report S/N: 1M1909040147-03.A3L	Test Dates: 9/09 – 11/05/2019	EUT Type: Portable Handset		Page 121 of 348

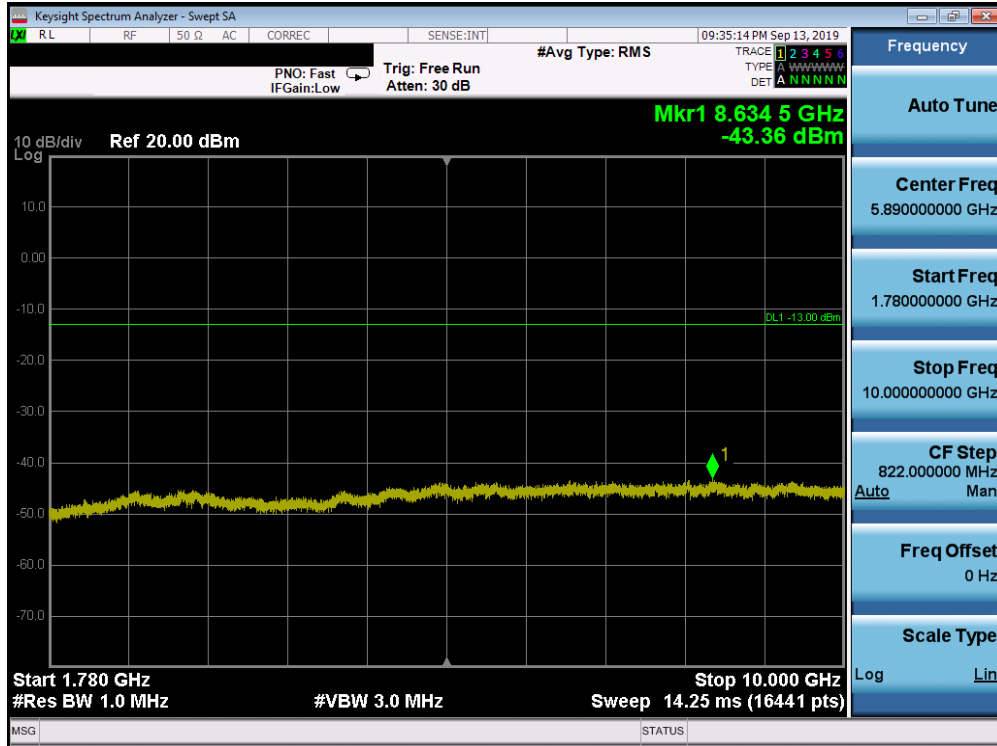


Plot 7-197. Conducted Spurious Plot (Band 66/4 - 10.0MHz QPSK - RB Size 1, RB Offset 0 - Low Channel)

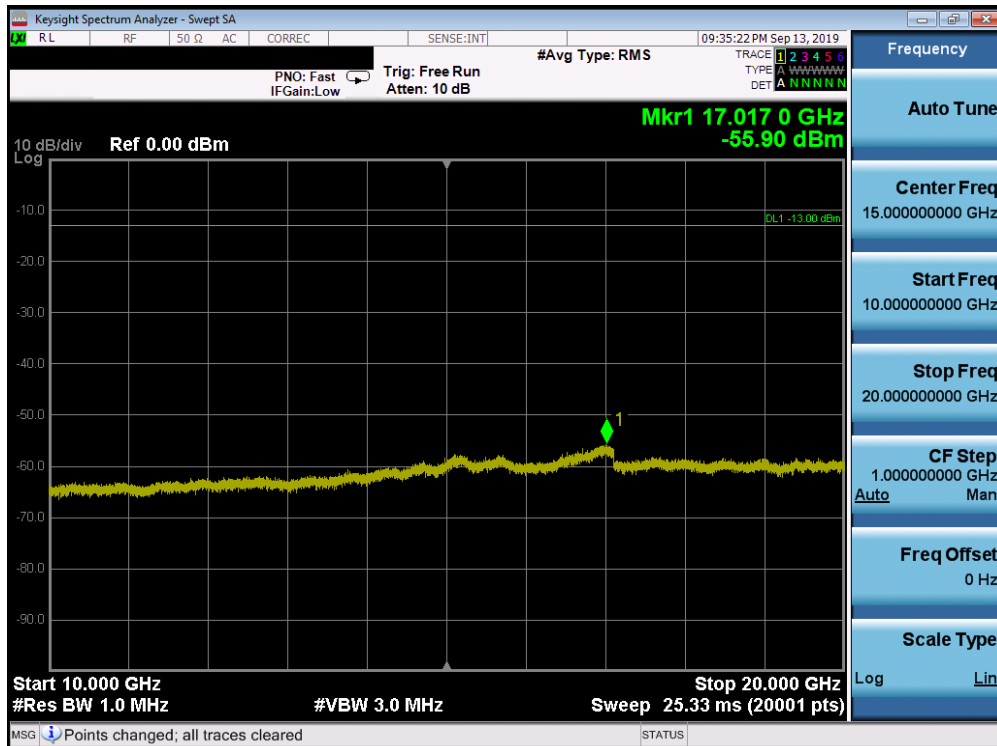


Plot 7-198. Conducted Spurious Plot (Band 66/4 - 10.0MHz QPSK - RB Size 1, RB Offset 0 - Mid Channel)

FCC ID: A3LSMN976U		MEASUREMENT REPORT (CERTIFICATION)		Approved by: Quality Manager
Test Report S/N: 1M1909040147-03.A3L	Test Dates: 9/09 – 11/05/2019	EUT Type: Portable Handset		Page 122 of 348

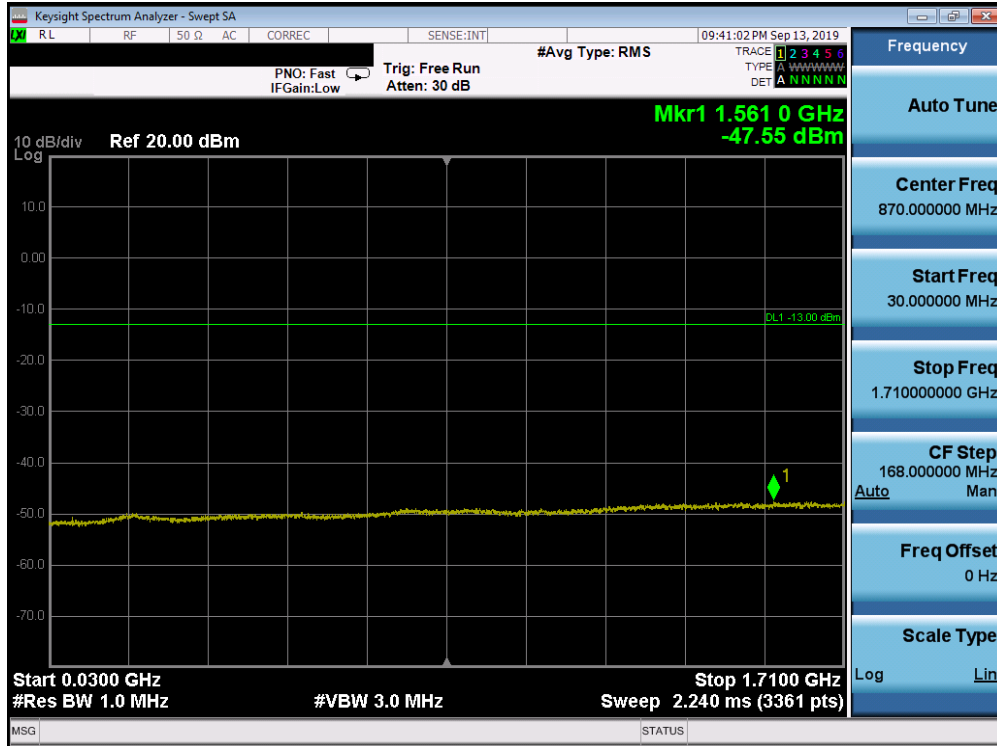


Plot 7-199. Conducted Spurious Plot (Band 66/4 - 10.0MHz QPSK - RB Size 1, RB Offset 0 - Mid Channel)

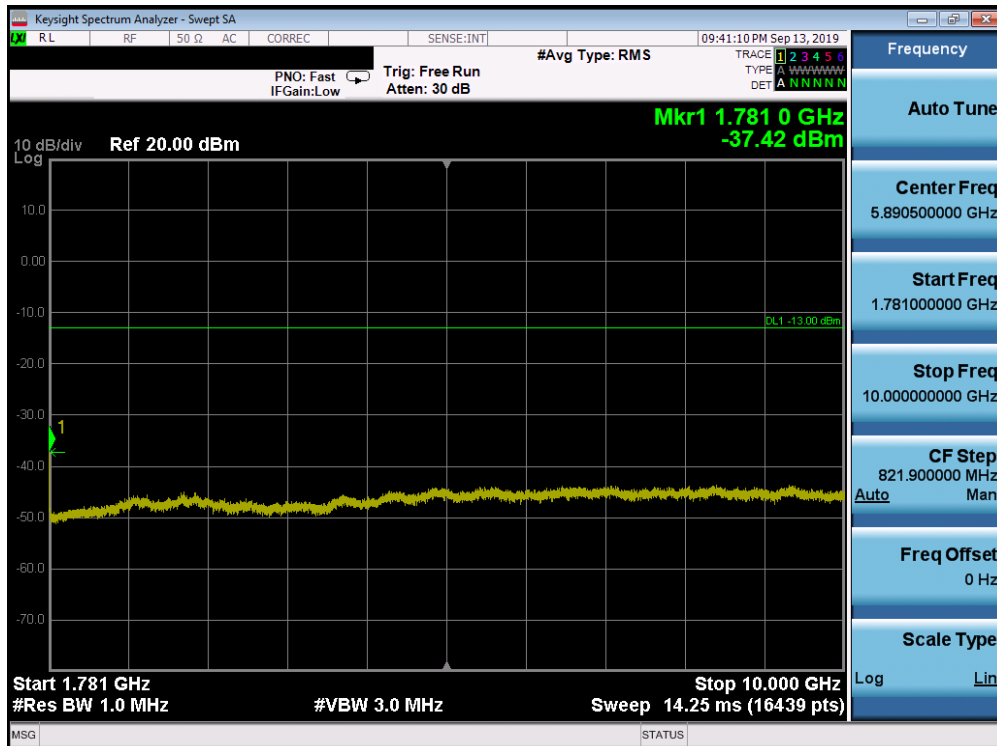


Plot 7-200. Conducted Spurious Plot (Band 66/4 - 10.0MHz QPSK - RB Size 1, RB Offset 0 - Mid Channel)

FCC ID: A3LSMN976U		MEASUREMENT REPORT (CERTIFICATION)		Approved by: Quality Manager
Test Report S/N: 1M1909040147-03.A3L	Test Dates: 9/09 – 11/05/2019	EUT Type: Portable Handset		Page 123 of 348

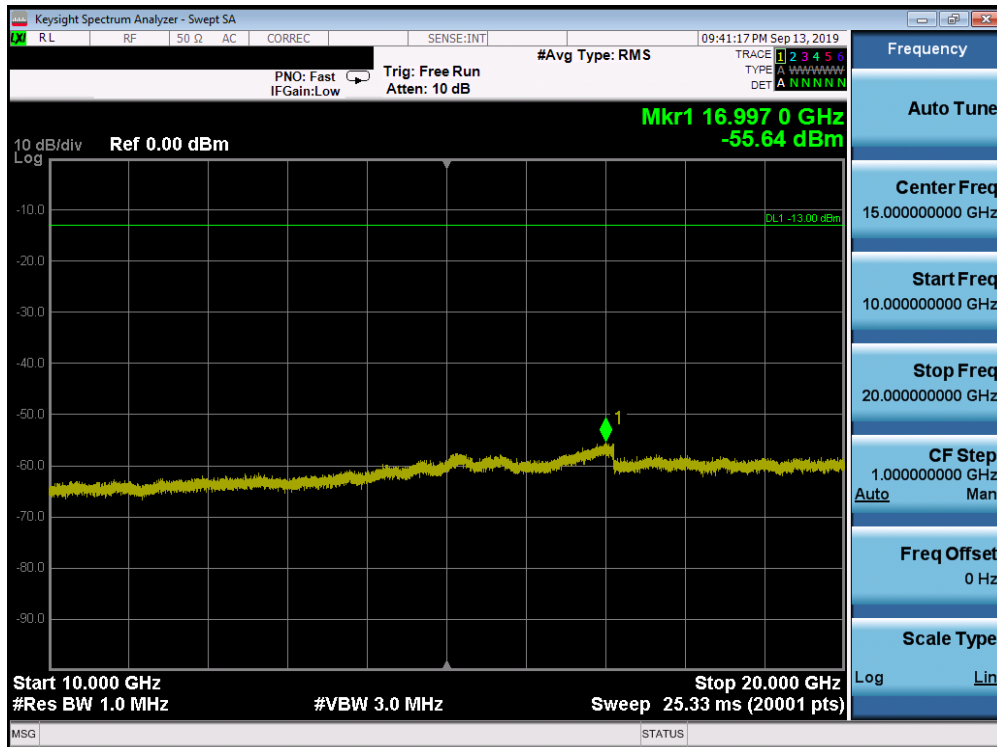


Plot 7-201. Conducted Spurious Plot (Band 66/4 - 10.0MHz QPSK - RB Size 1, RB Offset 0 - High Channel)



Plot 7-202. Conducted Spurious Plot (Band 66/4 - 10.0MHz QPSK - RB Size 1, RB Offset 0 - High Channel)

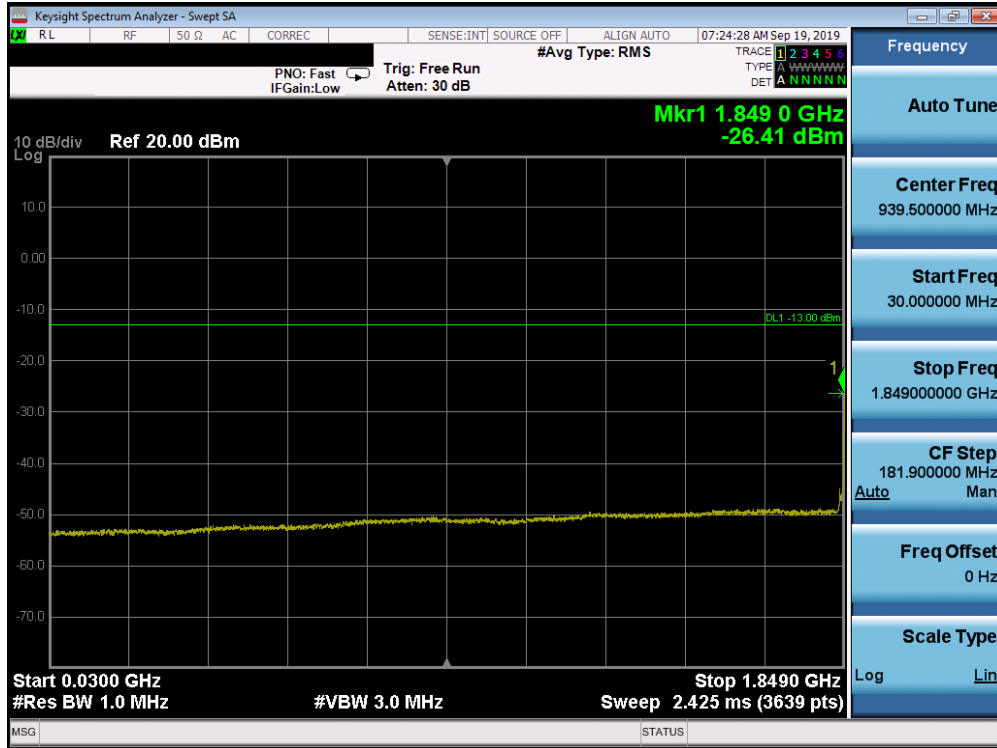
FCC ID: A3LSMN976U		MEASUREMENT REPORT (CERTIFICATION)		Approved by: Quality Manager
Test Report S/N: 1M1909040147-03.A3L	Test Dates: 9/09 – 11/05/2019	EUT Type: Portable Handset		Page 124 of 348



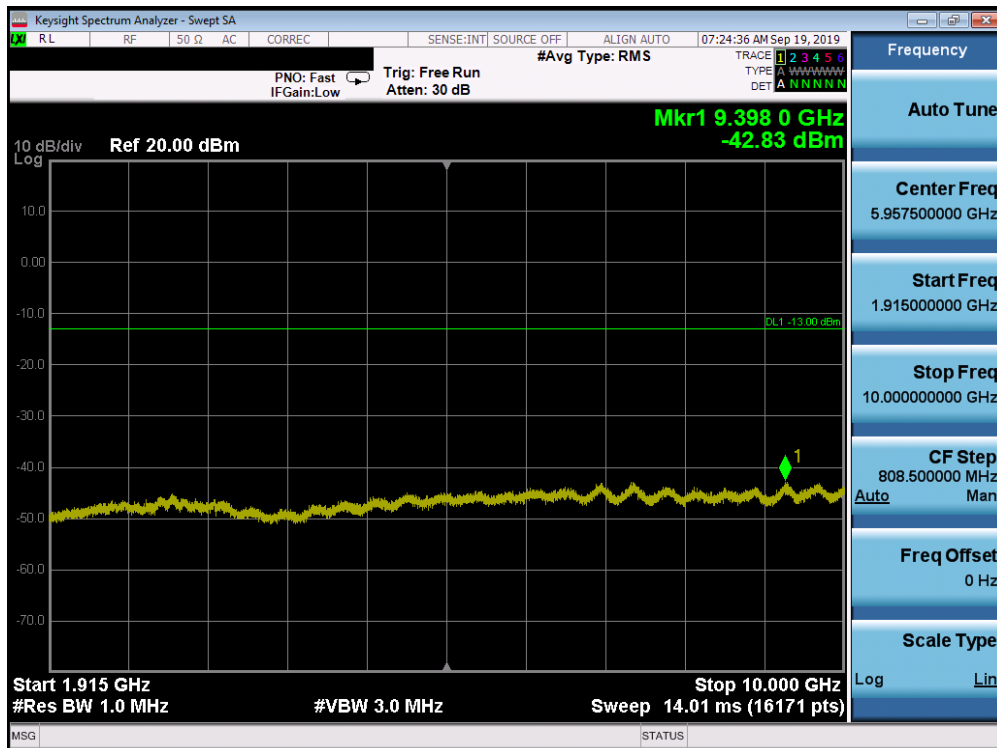
Plot 7-203. Conducted Spurious Plot (Band 66/4 - 10.0MHz QPSK - RB Size 1, RB Offset 0 - High Channel)

FCC ID: A3LSMN976U		MEASUREMENT REPORT (CERTIFICATION)		Approved by: Quality Manager
Test Report S/N: 1M1909040147-03.A3L	Test Dates: 9/09 – 11/05/2019	EUT Type: Portable Handset		Page 125 of 348

**Band 25/2**

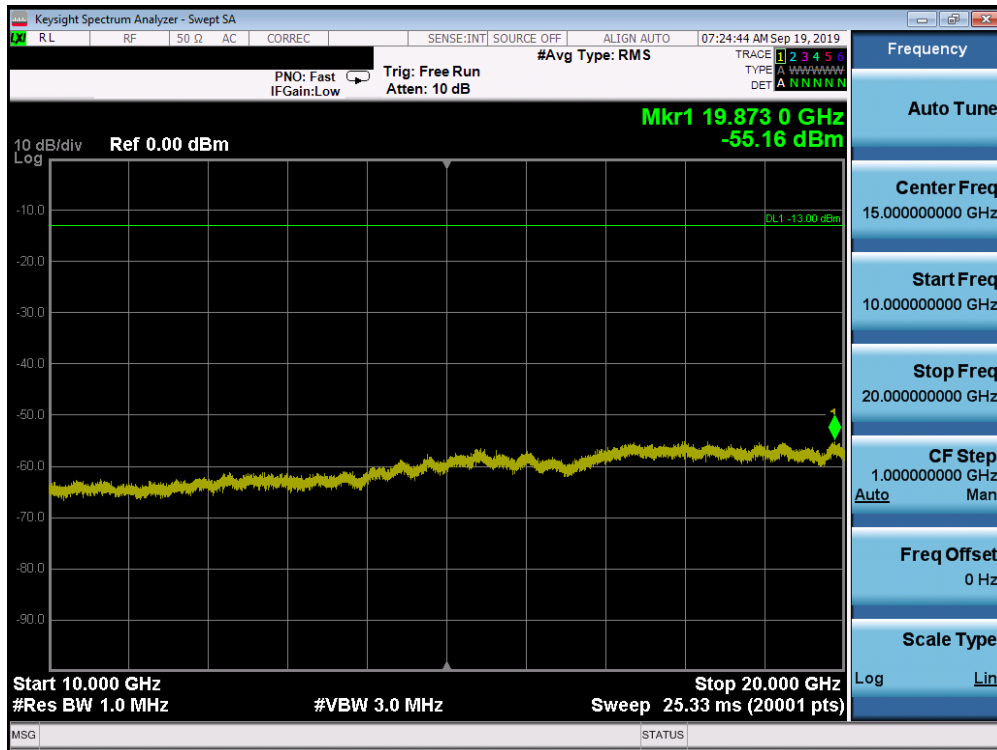


**Plot 7-204. Conducted Spurious Plot (Band 25/2 - 20.0MHz QPSK - RB Size 1, RB Offset 0 - Low Channel)**

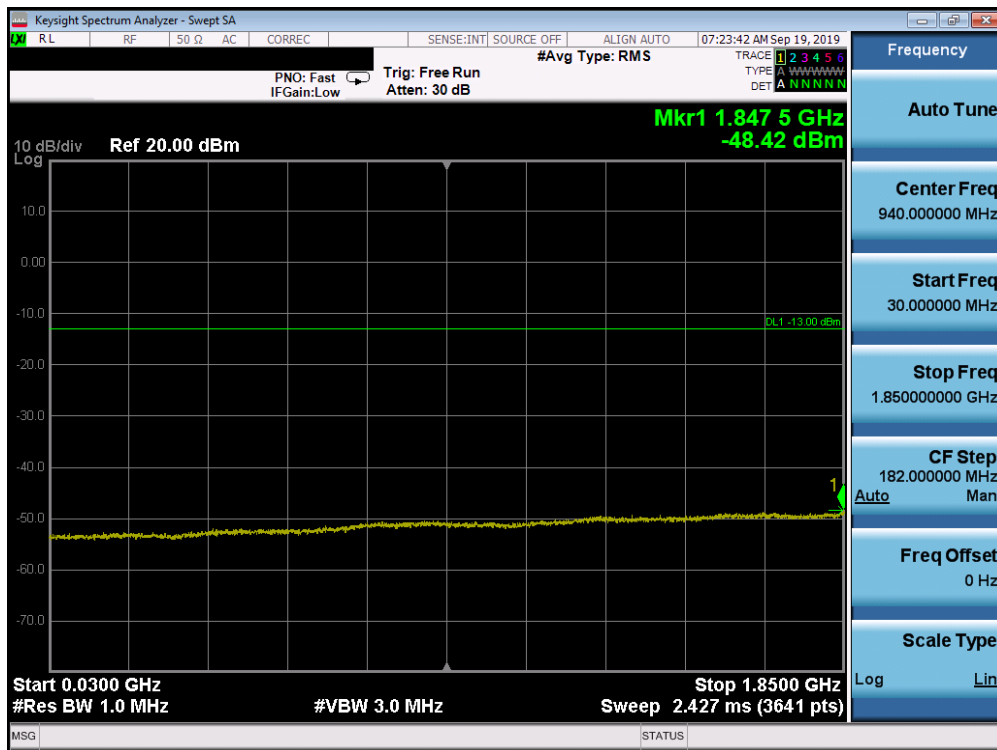


**Plot 7-205. Conducted Spurious Plot (Band 25/2 - 20.0MHz QPSK - RB Size 1, RB Offset 0 - Low Channel)**

FCC ID: A3LSMN976U		MEASUREMENT REPORT (CERTIFICATION)		Approved by: Quality Manager
Test Report S/N: 1M1909040147-03.A3L	Test Dates: 9/09 – 11/05/2019	EUT Type: Portable Handset		Page 126 of 348



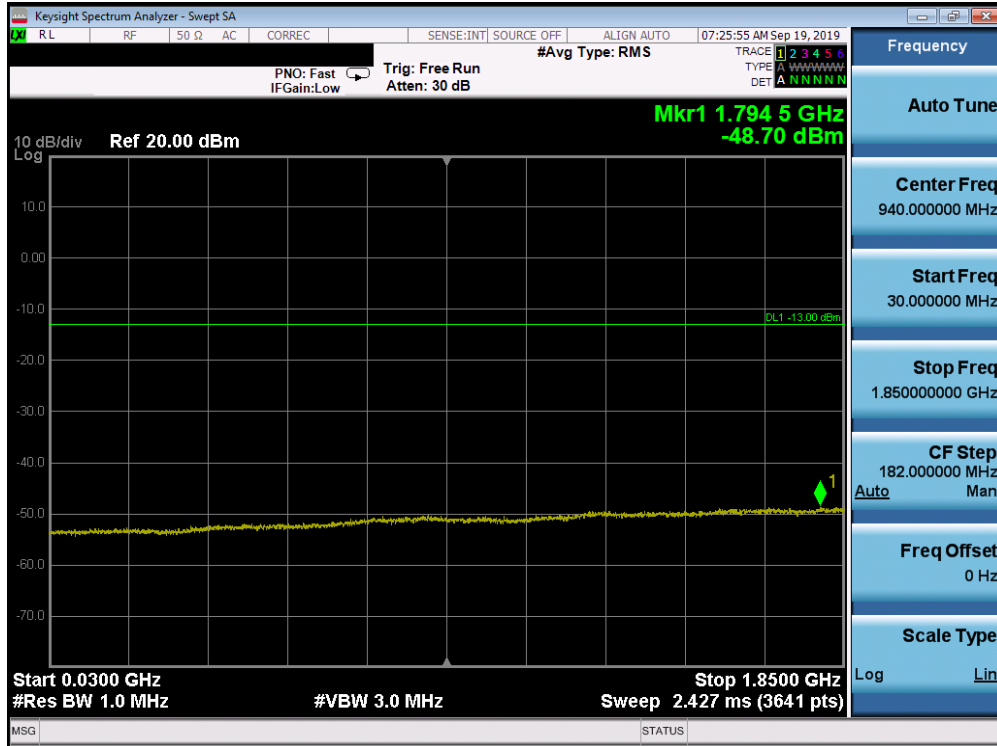
Plot 7-206. Conducted Spurious Plot (Band 25/2 - 20.0MHz QPSK - RB Size 1, RB Offset 0 - Low Channel)



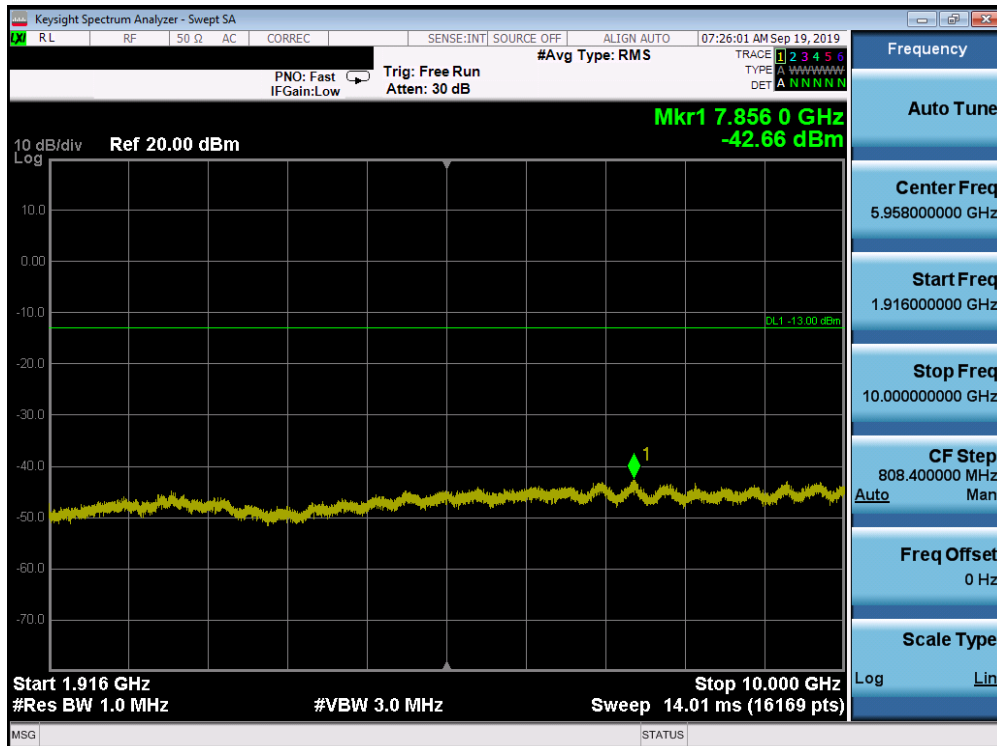
Plot 7-207. Conducted Spurious Plot (Band 25/2 - 20.0MHz QPSK - RB Size 1, RB Offset 0 - Mid Channel)

FCC ID: A3LSMN976U		MEASUREMENT REPORT (CERTIFICATION)		Approved by: Quality Manager
Test Report S/N: 1M1909040147-03.A3L	Test Dates: 9/09 – 11/05/2019	EUT Type: Portable Handset		Page 127 of 348





Plot 7-210. Conducted Spurious Plot (Band 25/2 - 20.0MHz QPSK - RB Size 1, RB Offset 0 - High Channel)

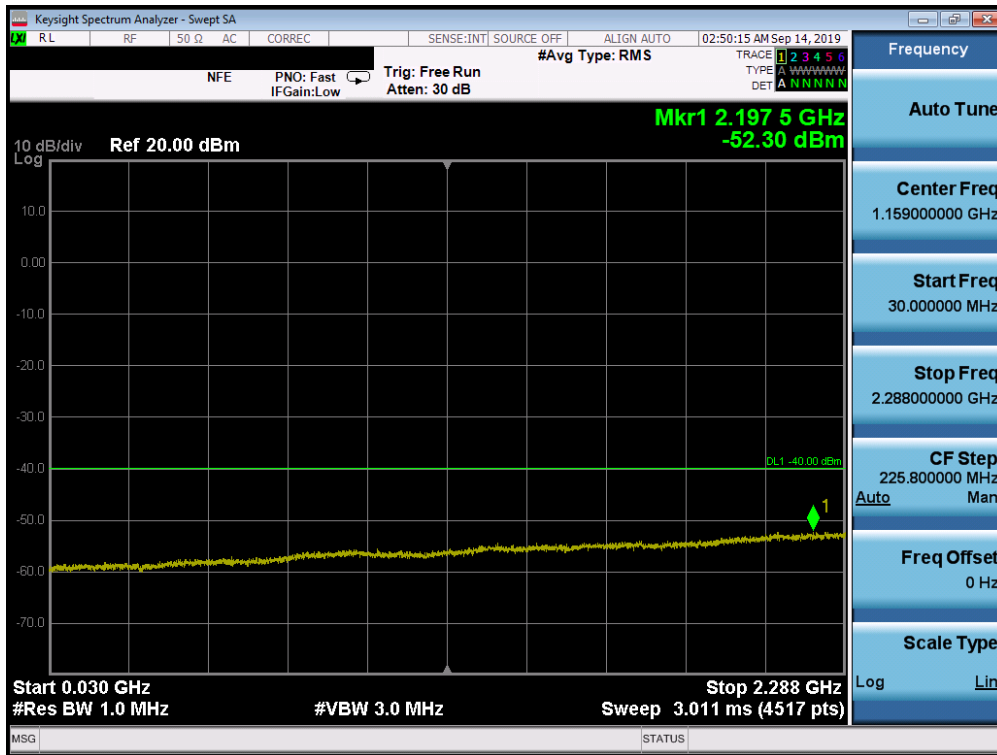


Plot 7-211. Conducted Spurious Plot (Band 25/2 - 20.0MHz QPSK - RB Size 1, RB Offset 0 - High Channel)

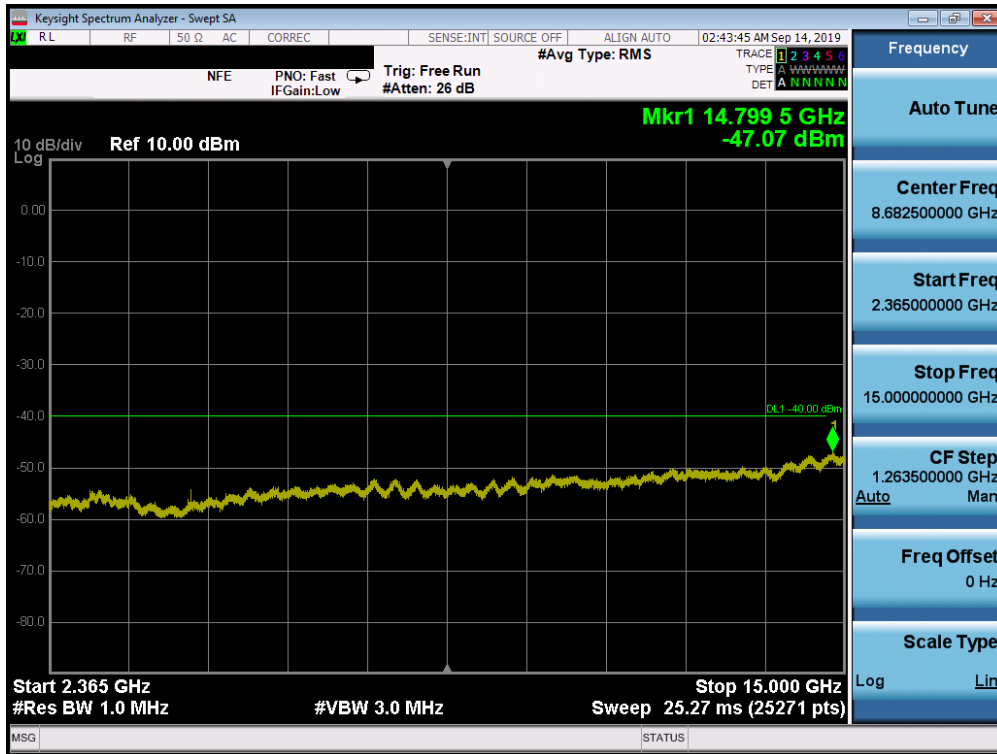
FCC ID: A3LSMN976U		MEASUREMENT REPORT (CERTIFICATION)		Approved by: Quality Manager
Test Report S/N: 1M1909040147-03.A3L	Test Dates: 9/09 – 11/05/2019	EUT Type: Portable Handset		Page 129 of 348



**Band 30**

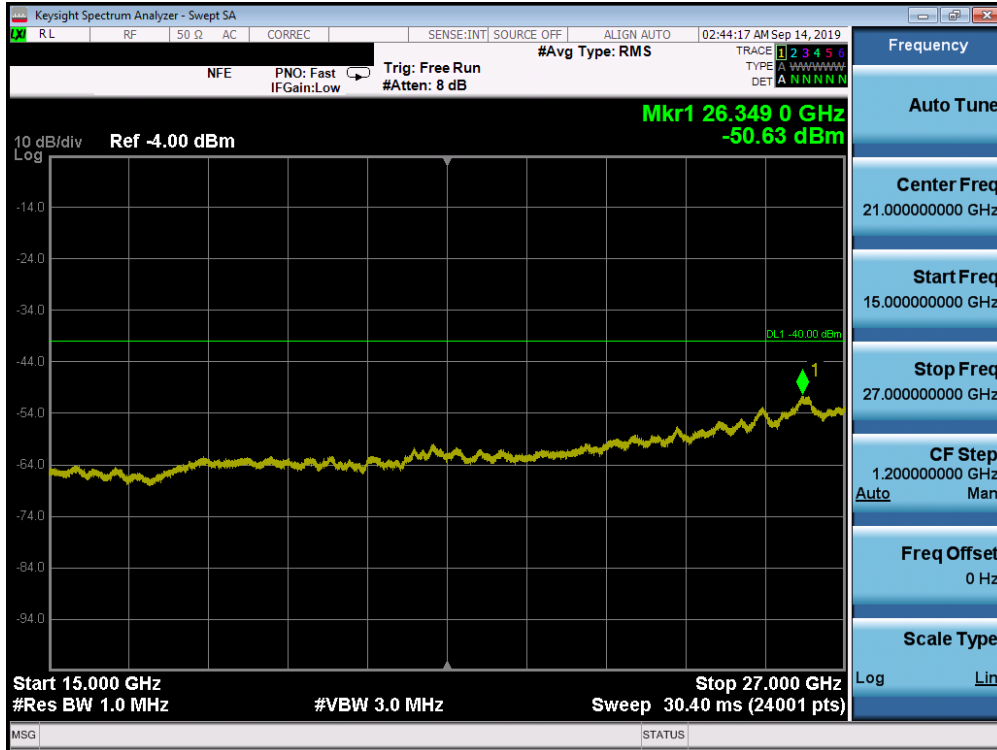


**Plot 7-213. Conducted Spurious Plot (Band 30 - 10.0MHz QPSK - RB Size 1, RB Offset 0 - Low Channel)**



**Plot 7-214. Conducted Spurious Plot (Band 30 - 10.0MHz QPSK - RB Size 1, RB Offset 0 - Low Channel)**

FCC ID: A3LSMN976U		MEASUREMENT REPORT (CERTIFICATION)		Approved by: Quality Manager
Test Report S/N: 1M1909040147-03.A3L	Test Dates: 9/09 – 11/05/2019	EUT Type: Portable Handset		Page 131 of 348



Plot 7-215. Conducted Spurious Plot (Band 30 - 10.0MHz QPSK - RB Size 1, RB Offset 0 - Low Channel)

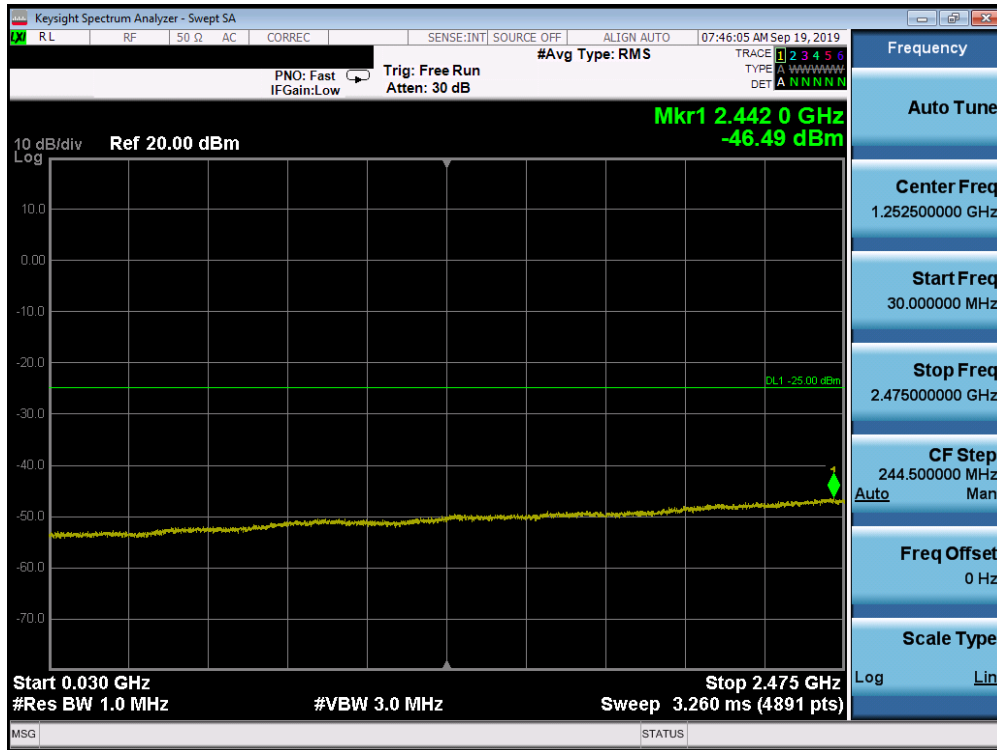


Plot 7-216. Conducted Spurious Plot (Band 30 - 10.0MHz QPSK - RB Size 1, RB Offset 0 - High Channel)

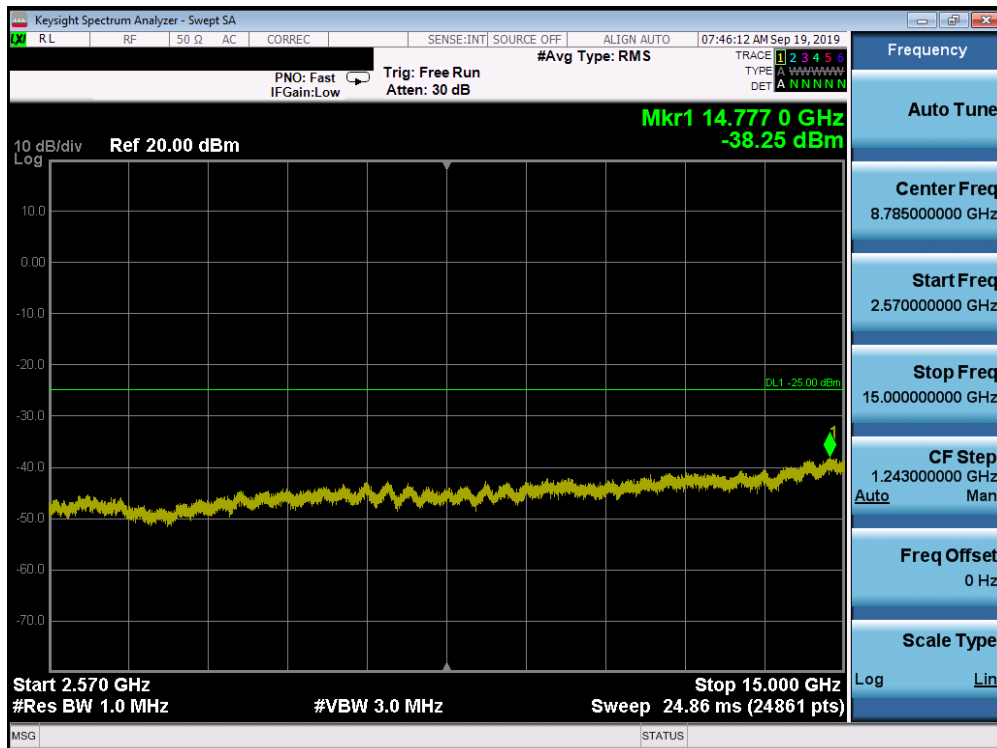
FCC ID: A3LSMN976U		MEASUREMENT REPORT (CERTIFICATION)		Approved by: Quality Manager
Test Report S/N: 1M1909040147-03.A3L	Test Dates: 9/09 – 11/05/2019	EUT Type: Portable Handset		Page 132 of 348



**Band 7**



**Plot 7-219. Conducted Spurious Plot (Band 7 - 20.0MHz QPSK - RB Size 1, RB Offset 0 - Low Channel)**

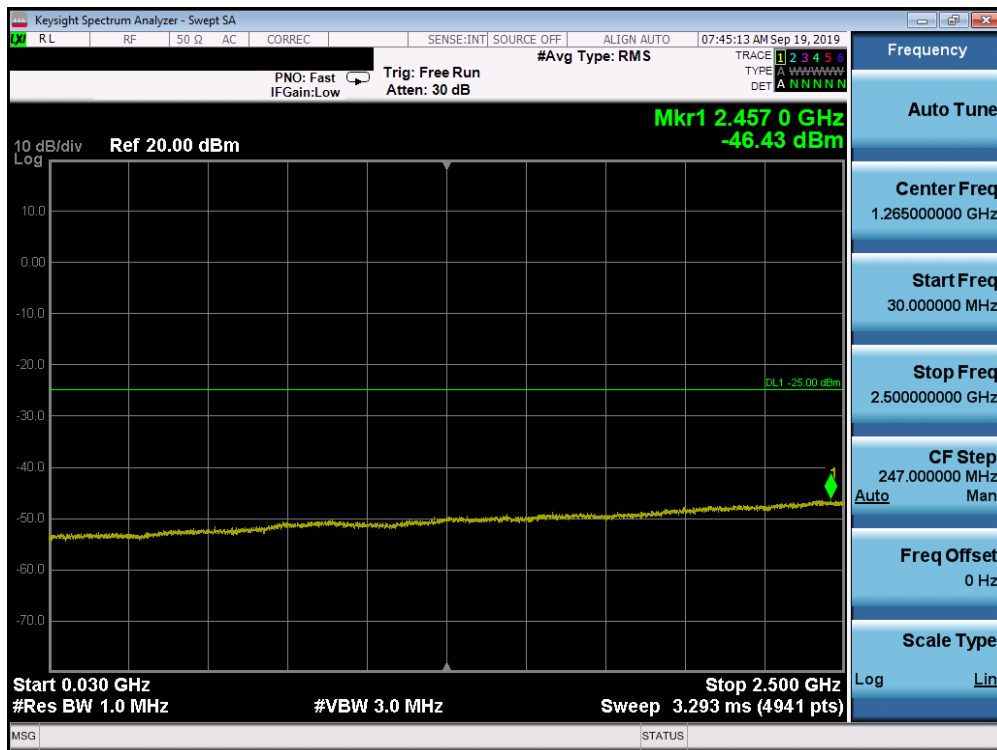


**Plot 7-220. Conducted Spurious Plot (Band 7 - 20.0MHz QPSK - RB Size 1, RB Offset 0 - Low Channel)**

FCC ID: A3LSMN976U		MEASUREMENT REPORT (CERTIFICATION)		Approved by: Quality Manager
Test Report S/N: 1M1909040147-03.A3L	Test Dates: 9/09 – 11/05/2019	EUT Type: Portable Handset		Page 134 of 348

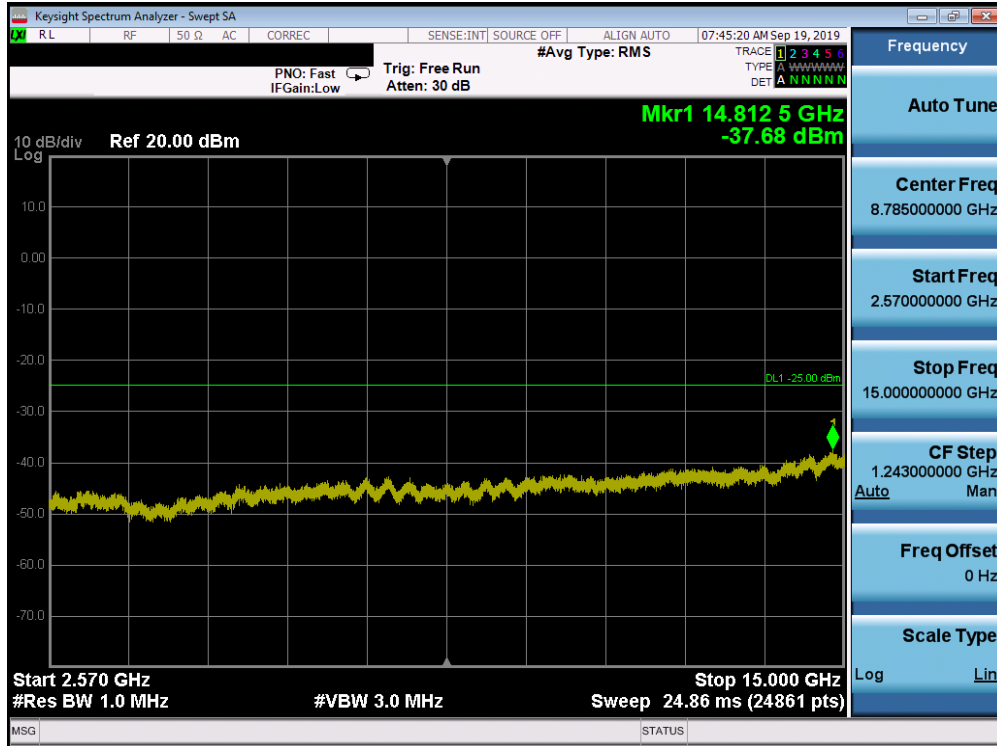


Plot 7-221. Conducted Spurious Plot (Band 7 - 20.0MHz QPSK - RB Size 1, RB Offset 0 - Low Channel)

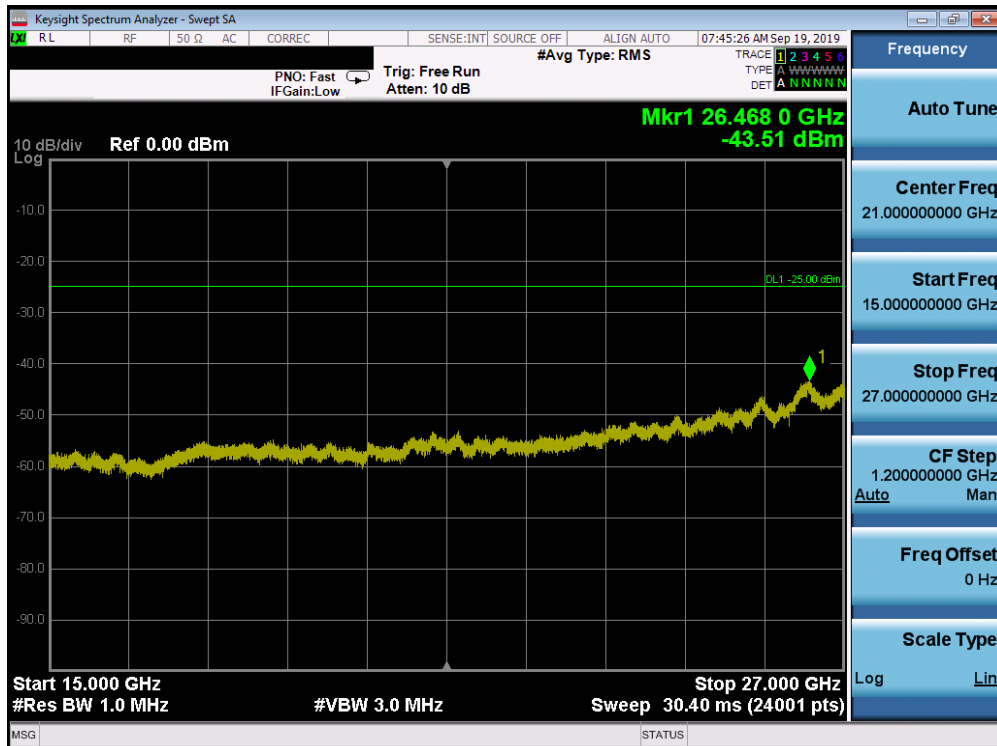


Plot 7-222. Conducted Spurious Plot (Band 7 - 20.0MHz QPSK - RB Size 1, RB Offset 0 - Mid Channel)

FCC ID: A3LSMN976U		MEASUREMENT REPORT (CERTIFICATION)		Approved by: Quality Manager
Test Report S/N: 1M1909040147-03.A3L	Test Dates: 9/09 – 11/05/2019	EUT Type: Portable Handset		Page 135 of 348



Plot 7-223. Conducted Spurious Plot (Band 7 - 20.0MHz QPSK - RB Size 1, RB Offset 0 - Mid Channel)

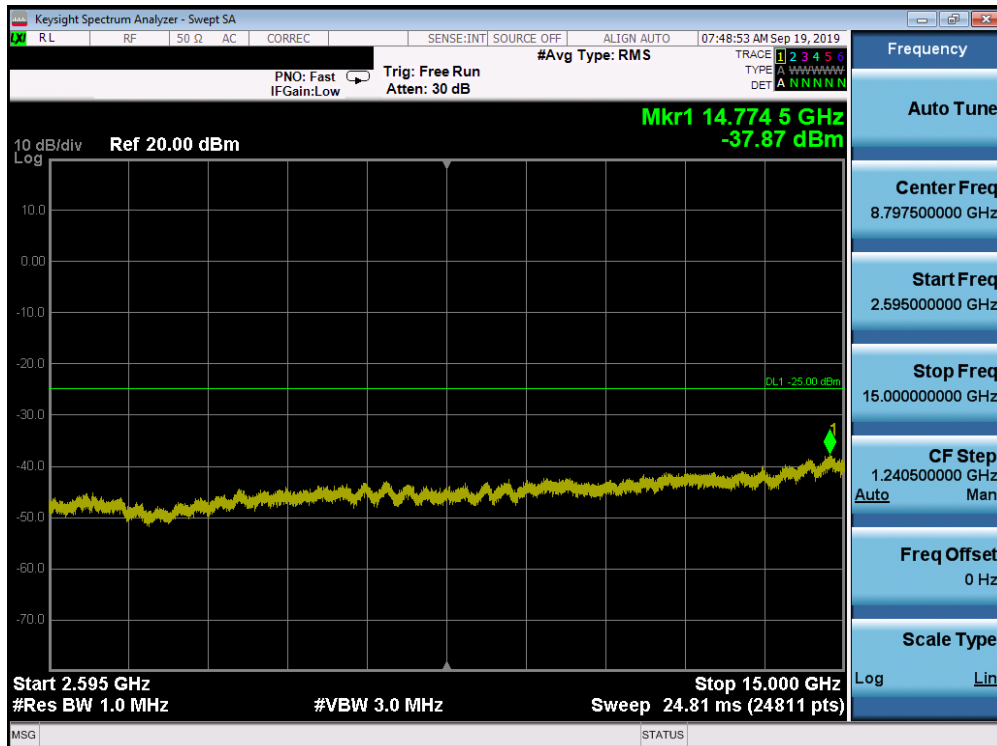


Plot 7-224. Conducted Spurious Plot (Band 7 - 20.0MHz QPSK - RB Size 1, RB Offset 0 - Mid Channel)

FCC ID: A3LSMN976U		MEASUREMENT REPORT (CERTIFICATION)		Approved by: Quality Manager
Test Report S/N: 1M1909040147-03.A3L	Test Dates: 9/09 – 11/05/2019	EUT Type: Portable Handset		Page 136 of 348



Plot 7-225. Conducted Spurious Plot (Band 7 - 20.0MHz QPSK - RB Size 1, RB Offset 0 - High Channel)



Plot 7-226. Conducted Spurious Plot (Band 7 - 20.0MHz QPSK - RB Size 1, RB Offset 0 - High Channel)

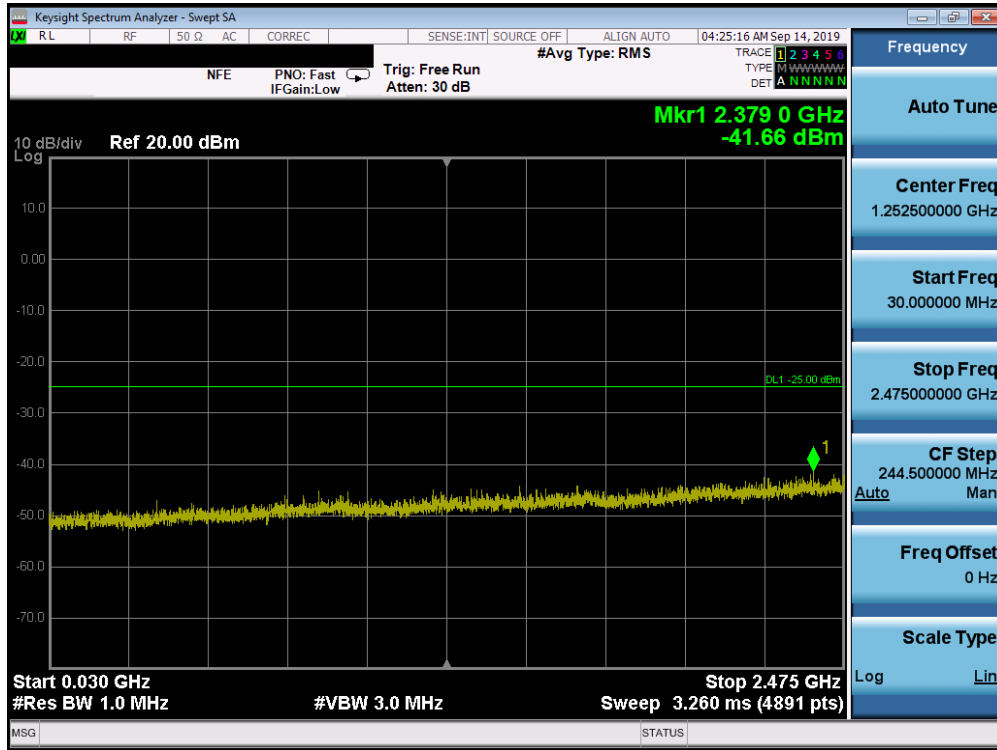
FCC ID: A3LSMN976U		MEASUREMENT REPORT (CERTIFICATION)		Approved by: Quality Manager
Test Report S/N: 1M1909040147-03.A3L	Test Dates: 9/09 – 11/05/2019	EUT Type: Portable Handset		Page 137 of 348



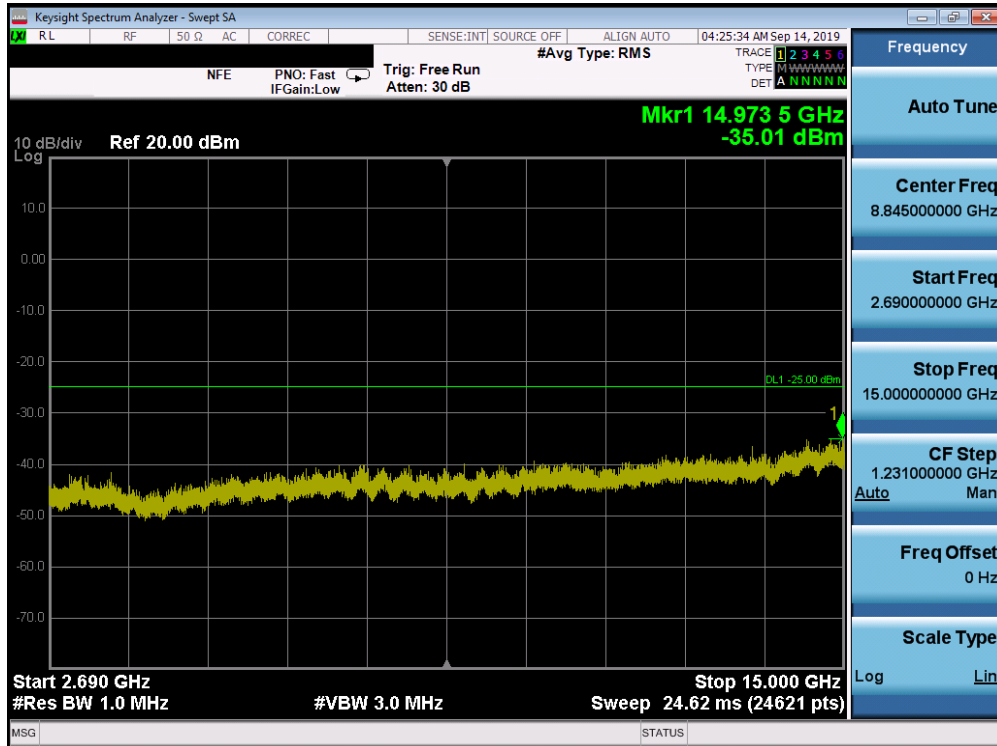
Plot 7-227. Conducted Spurious Plot (Band 7 - 20.0MHz QPSK - RB Size 1, RB Offset 0 - High Channel)

FCC ID: A3LSMN976U		MEASUREMENT REPORT (CERTIFICATION)		Approved by: Quality Manager
Test Report S/N: 1M1909040147-03.A3L	Test Dates: 9/09 – 11/05/2019	EUT Type: Portable Handset		Page 138 of 348

**Band 41 PC2**



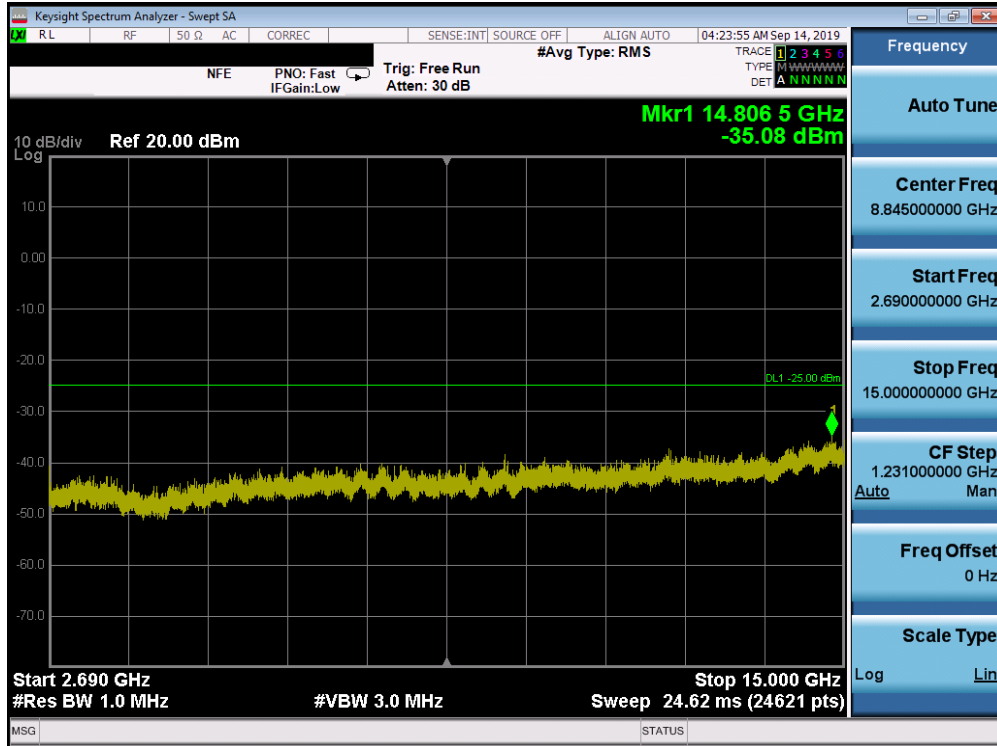
Plot 7-228. Conducted Spurious Plot (Band 41 PC2 - 20.0MHz QPSK - RB Size 1, RB Offset 0 - Low Channel)



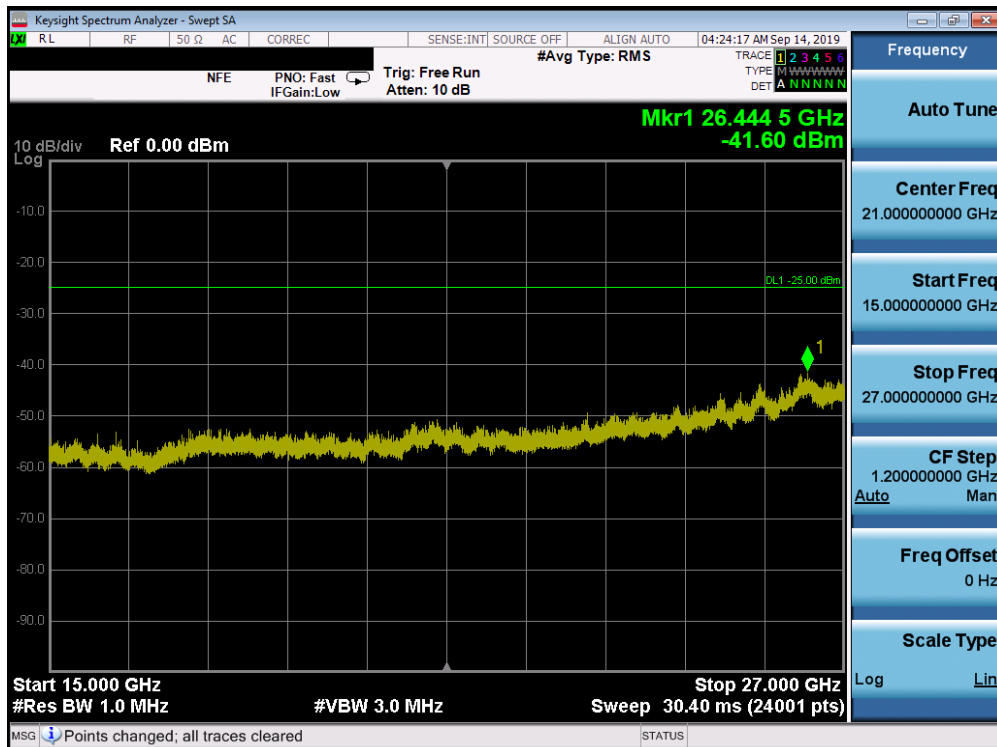
Plot 7-229. Conducted Spurious Plot (Band 41 PC2 - 20.0MHz QPSK - RB Size 1, RB Offset 0 - Low Channel)

FCC ID: A3LSMN976U		MEASUREMENT REPORT (CERTIFICATION)		Approved by: Quality Manager
Test Report S/N: 1M1909040147-03.A3L	Test Dates: 9/09 – 11/05/2019	EUT Type: Portable Handset		Page 139 of 348



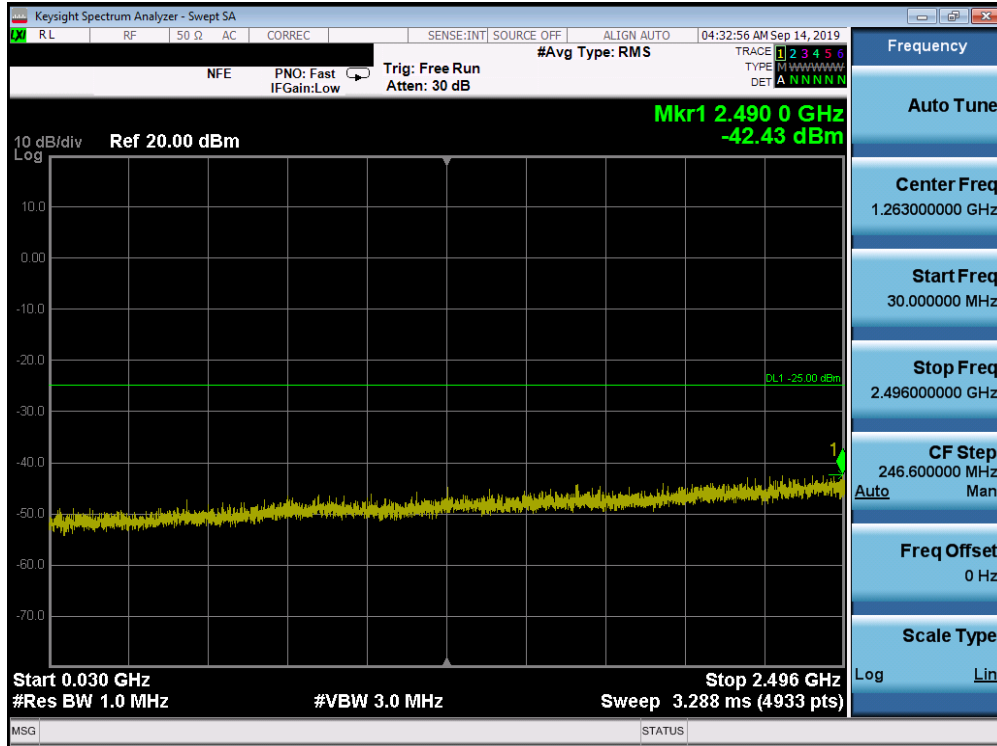


Plot 7-232. Conducted Spurious Plot (Band 41 PC2 - 20.0MHz QPSK - RB Size 1, RB Offset 0 - Mid Channel)

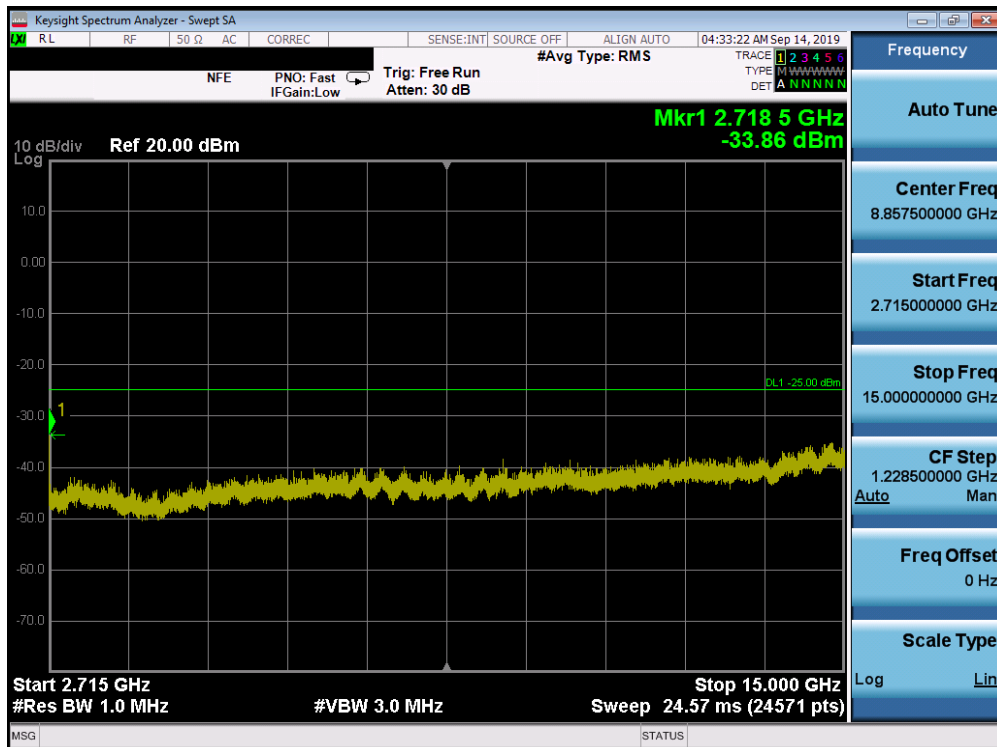


Plot 7-233. Conducted Spurious Plot (Band 41 PC2 - 20.0MHz QPSK - RB Size 1, RB Offset 0 - Mid Channel)

FCC ID: A3LSMN976U		MEASUREMENT REPORT (CERTIFICATION)		Approved by: Quality Manager
Test Report S/N: 1M1909040147-03.A3L	Test Dates: 9/09 – 11/05/2019	EUT Type: Portable Handset		Page 141 of 348

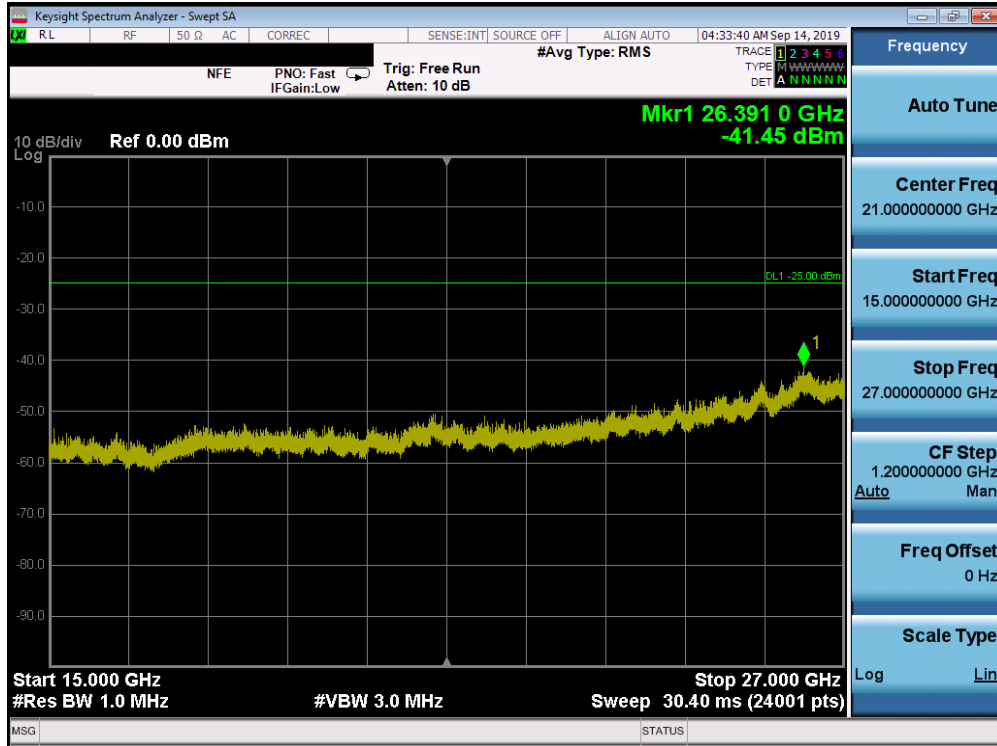


Plot 7-234. Conducted Spurious Plot (Band 41 PC2 - 20.0MHz QPSK - RB Size 1, RB Offset 0 - High Channel)



Plot 7-235. Conducted Spurious Plot (Band 41 PC2 - 20.0MHz QPSK - RB Size 1, RB Offset 0 - High Channel)

FCC ID: A3LSMN976U		MEASUREMENT REPORT (CERTIFICATION)		Approved by: Quality Manager
Test Report S/N: 1M1909040147-03.A3L	Test Dates: 9/09 – 11/05/2019	EUT Type: Portable Handset		Page 142 of 348



Plot 7-236. Conducted Spurious Plot (Band 41 PC2 - 20.0MHz QPSK - RB Size 1, RB Offset 0 - High Channel)

FCC ID: A3LSMN976U		MEASUREMENT REPORT (CERTIFICATION)		Approved by: Quality Manager
Test Report S/N: 1M1909040147-03.A3L	Test Dates: 9/09 – 11/05/2019	EUT Type: Portable Handset		Page 143 of 348

## 7.4 Band Edge Emissions at Antenna Terminal

### Test Overview

All out of band emissions are measured with a spectrum analyzer connected to the antenna terminal of the EUT while the EUT is operating at its maximum duty cycle, at maximum power, and at the appropriate frequencies. All data rates were investigated to determine the worst case configuration. All modes of operation were investigated and the worst case configuration results are reported in this section.

**The minimum permissible attenuation level of any spurious emission is  $43 + 10 \log_{10}(P_{[Watts]})$ , where  $P$  is the transmitter power in Watts.**

**The minimum permissible attenuation level for Band 30 is  $> 43 + 10 \log_{10}(P_{[Watts]})$  at 2300-2305MHz & 2345-2360MHz,  $> 55 + 10 \log_{10}(P_{[Watts]})$  at 2320-2324MHz & 2341-2345MHz,  $> 61 + 10 \log_{10}(P_{[Watts]})$  at 2324-2328MHz & 2337-2341MHz,  $> 67 + 10 \log_{10}(P_{[Watts]})$  at 2288-2292MHz & 2328-2337MHz, and  $> 70 + 10 \log_{10}(P_{[Watts]})$  at frequencies  $< 2288MHz$  &  $> 2365MHz$ .**

**The minimum permissible attenuation level for Band 7 and 41 is as noted in the Test Notes on the following page.**

### Test Procedure Used

KDB 971168 D01 v03r01 – Section 6.0

### Test Settings

1. Start and stop frequency were set such that the band edge would be placed in the center of the plot
2. Span was set large enough so as to capture all out of band emissions near the band edge
3. RBW  $\geq$  1% of the emission bandwidth
4. VBW  $\geq$  3 x RBW
5. Detector = RMS
6. Number of sweep points  $\geq$  2 x Span/RBW
7. Trace mode = trace average for continuous emissions, max hold for pulse emissions
8. Sweep time = auto couple
9. The trace was allowed to stabilize

### Test Setup

The EUT and measurement equipment were set up as shown in the diagram below.




Figure 7-3. Test Instrument & Measurement Setup

FCC ID: A3LSMN976U		MEASUREMENT REPORT (CERTIFICATION)		Approved by: Quality Manager
Test Report S/N: 1M1909040147-03.A3L	Test Dates: 9/09 – 11/05/2019	EUT Type: Portable Handset		Page 144 of 348

**Test Notes**

Per 22.917(b) 24.238(a) 27.53(h) in the 1 MHz bands immediately outside and adjacent to the frequency block a resolution bandwidth of at least one percent of the emission bandwidth of the fundamental emission of the transmitter may be employed to demonstrate compliance with the out-of-band emissions limit. The emission bandwidth is defined as the width of the signal between two points, one below the carrier center frequency and one above the carrier center frequency, outside of which all emission are attenuated at least 26 dB below the transmitter power.

Per 27.53(g) for operations in the 698-746 MHz band, in the 100 kHz bands immediately outside and adjacent to the frequency block a resolution bandwidth of at least 30 kHz may be employed to demonstrate compliance with the out-of-band emissions limit.

Per 27.53(c)(5) for operations in the 776-788 MHz band, in the 100 kHz bands immediately outside and adjacent to the frequency block a resolution bandwidth of at least 30 kHz may be employed to demonstrate compliance with the out-of-band emissions limit.

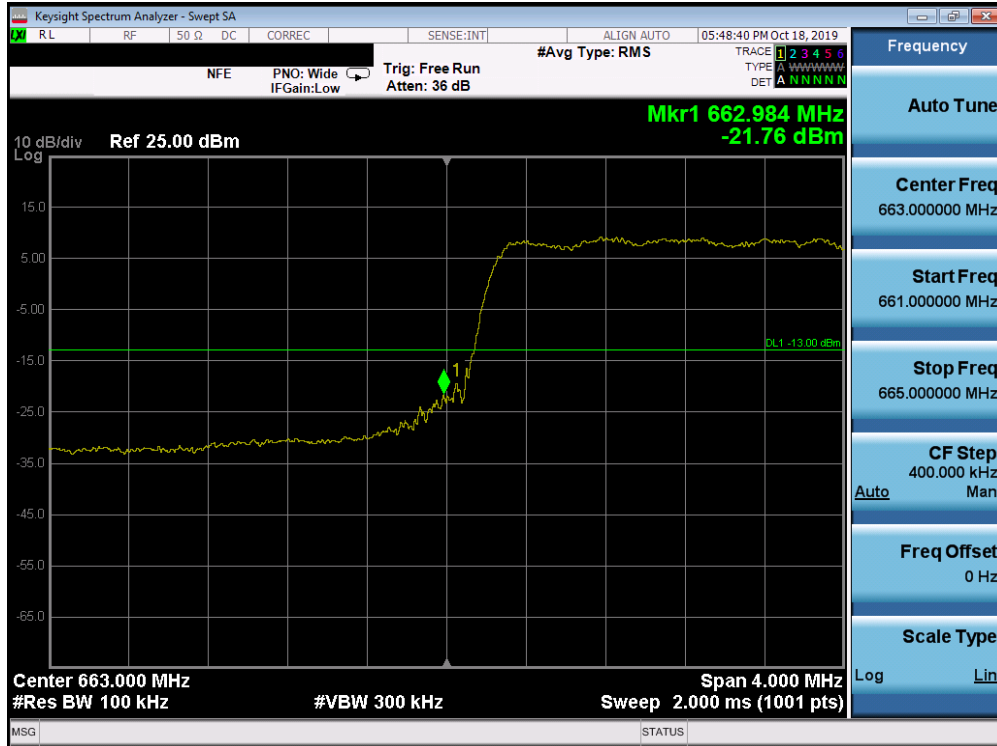
For all plots showing emissions in the 763 – 775MHz and 793 – 805MHz band, the FCC limit per 27.53(c)(4) is  $65 + 10 \log_{10}(P) = -35\text{dBm}$  in a 6.25kHz bandwidth.

Per 27.53(a)(5) in the 1 MHz bands immediately outside and adjacent to the channel blocks at 2305, 2310, 2315, 2320, 2345, 2350, 2355, and 2360 MHz, a resolution bandwidth of at least 1 percent of the emission bandwidth of the fundamental emission of the transmitter may be employed. A narrower resolution bandwidth is permitted in all cases to improve measurement accuracy provided the measured power is integrated over the full required measurement bandwidth (i.e., 1 MHz). The emission bandwidth is defined as the width of the signal between two points, one below the carrier center frequency and one above the carrier center frequency, outside of which all emissions are attenuated at least 26 dB below the transmitter power.

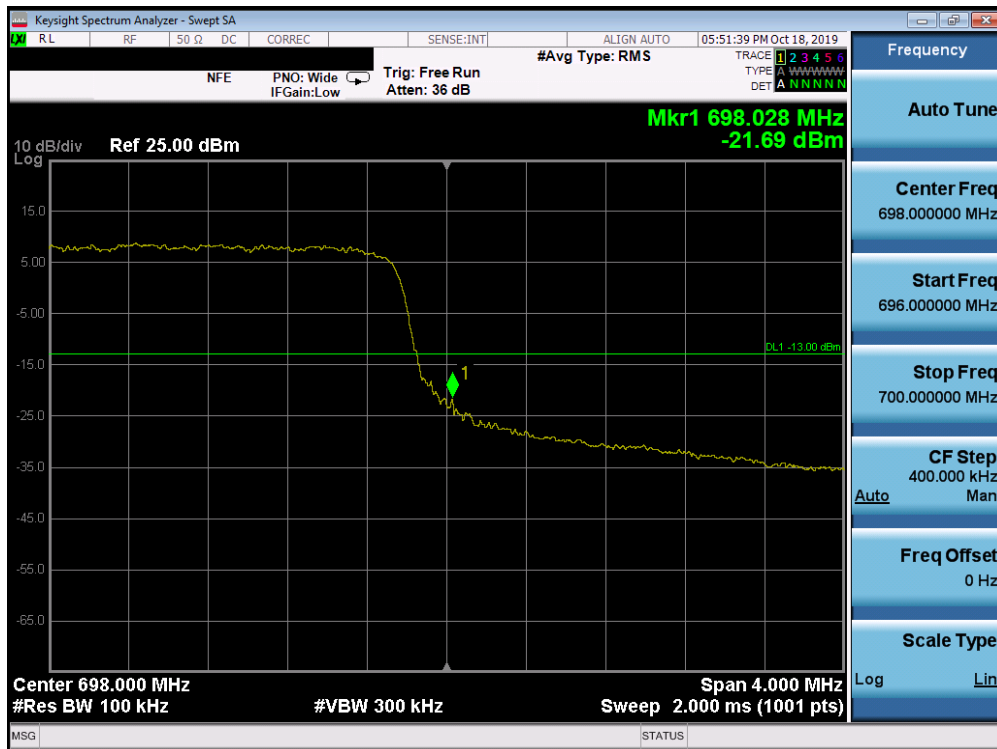
Per 27.53(m) for operations in the BRS/EBS bands, the attenuation factor shall be not less than  $40 + 10 \log (P)$  dB on all frequencies between the channel edge and 5 megahertz from the channel edge,  $43 + 10 \log (P)$  dB on all frequencies between 5 megahertz and X megahertz from the channel edge, and  $55 + 10 \log (P)$  dB on all frequencies more than X megahertz from the channel edge, where X is the greater of 6 megahertz or the actual emission bandwidth. In addition, the attenuation factor shall not be less that  $43 + 10 \log (P)$  dB on all frequencies between 2490.5 MHz and 2496 MHz and  $55 + 10 \log (P)$  dB at or below 2490.5 MHz.

FCC ID: A3LSMN976U		<b>MEASUREMENT REPORT (CERTIFICATION)</b>		<b>Approved by:</b> Quality Manager
<b>Test Report S/N:</b> 1M1909040147-03.A3L	<b>Test Dates:</b> 9/09 – 11/05/2019	<b>EUT Type:</b> Portable Handset	Page 145 of 348	

**Band 71**

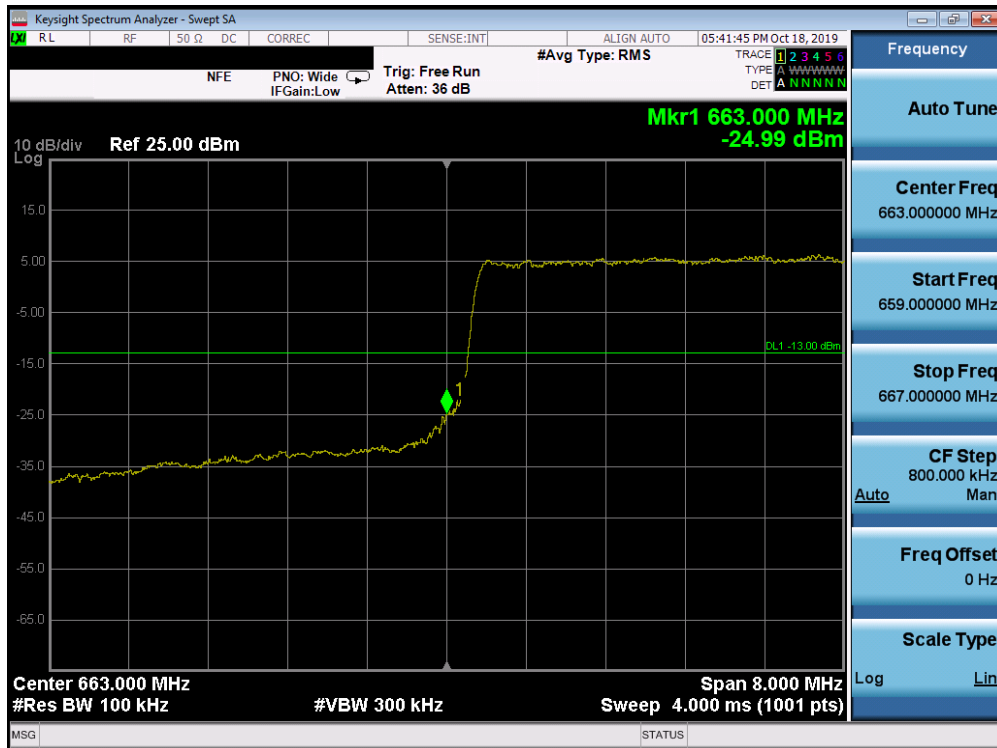


Plot 7-237. Lower Band Edge Plot (Band 71 - 5.0MHz QPSK - Full RB Configuration)

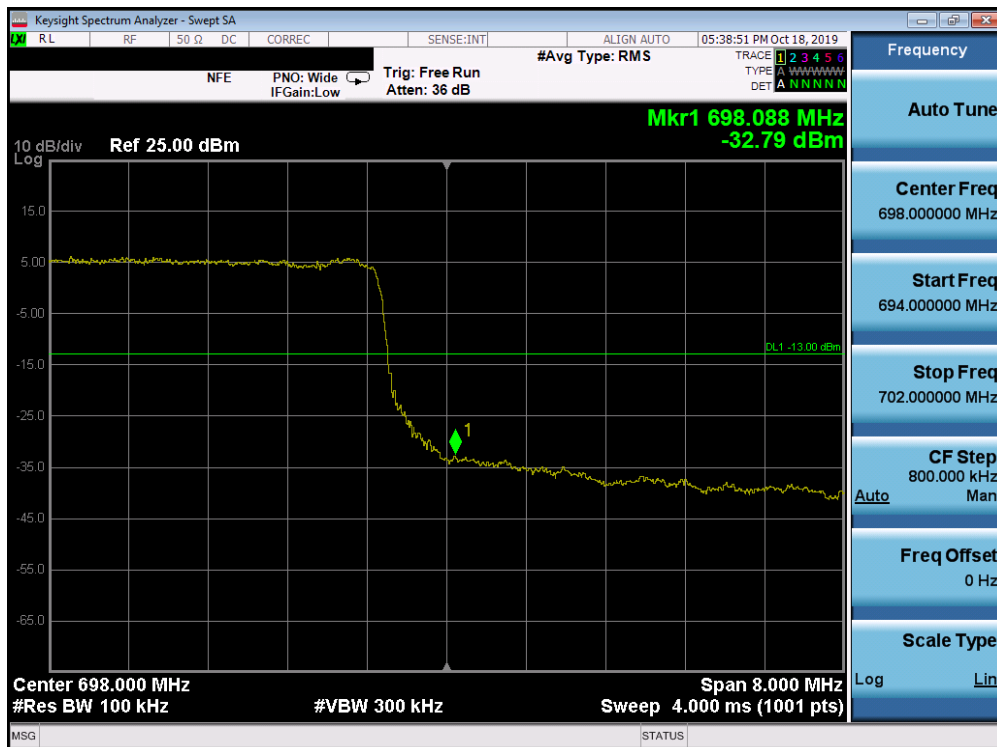


Plot 7-238. Upper Band Edge Plot (Band 71 - 5.0MHz QPSK - Full RB Configuration)

FCC ID: A3LSMN976U		MEASUREMENT REPORT (CERTIFICATION)		Approved by: Quality Manager
Test Report S/N: 1M1909040147-03.A3L	Test Dates: 9/09 – 11/05/2019	EUT Type: Portable Handset		Page 146 of 348

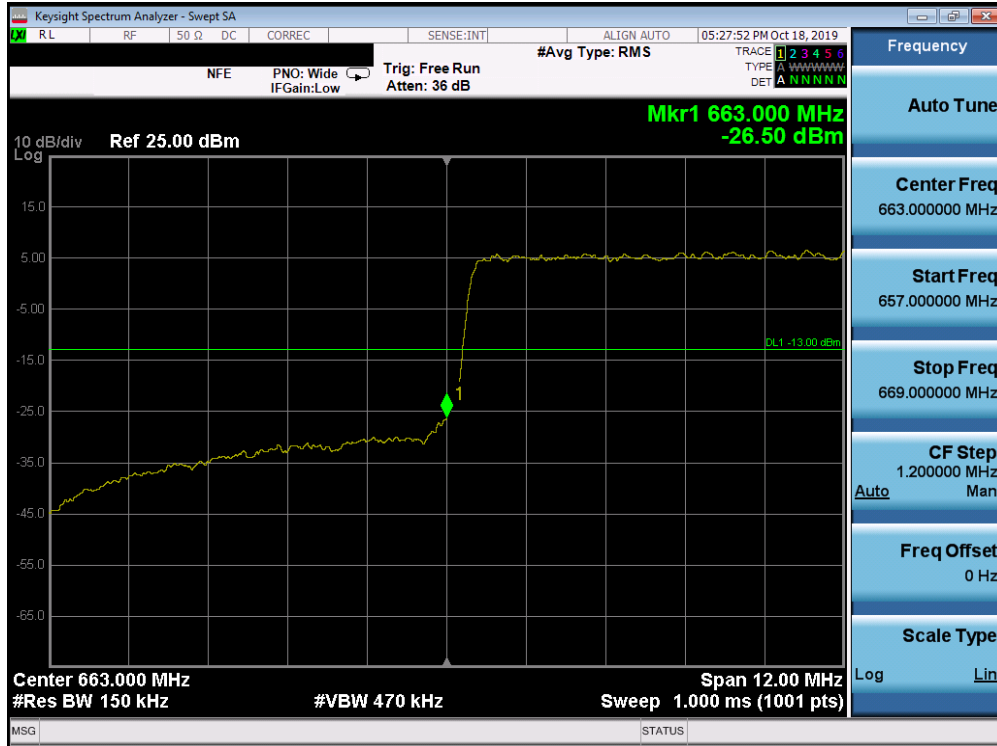


Plot 7-239. Lower Band Edge Plot (Band 71 - 10.0MHz QPSK - Full RB Configuration)

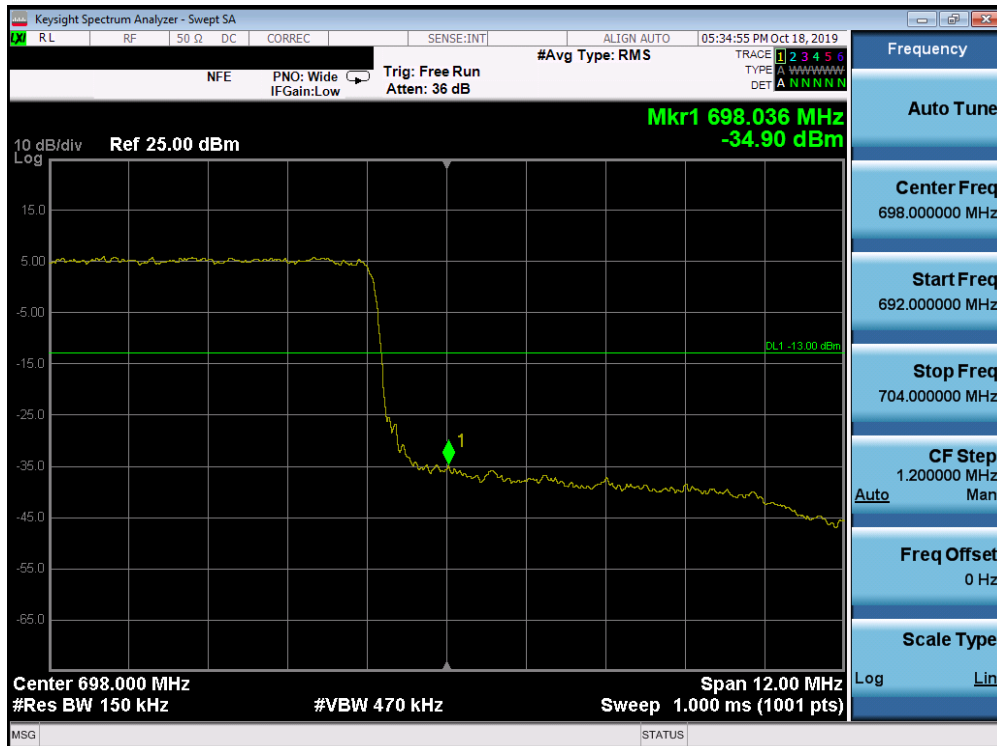


Plot 7-240. Upper Band Edge Plot (Band 71 - 10.0MHz QPSK - Full RB Configuration)

FCC ID: A3LSMN976U		MEASUREMENT REPORT (CERTIFICATION)		Approved by: Quality Manager
Test Report S/N: 1M1909040147-03.A3L	Test Dates: 9/09 – 11/05/2019	EUT Type: Portable Handset		Page 147 of 348



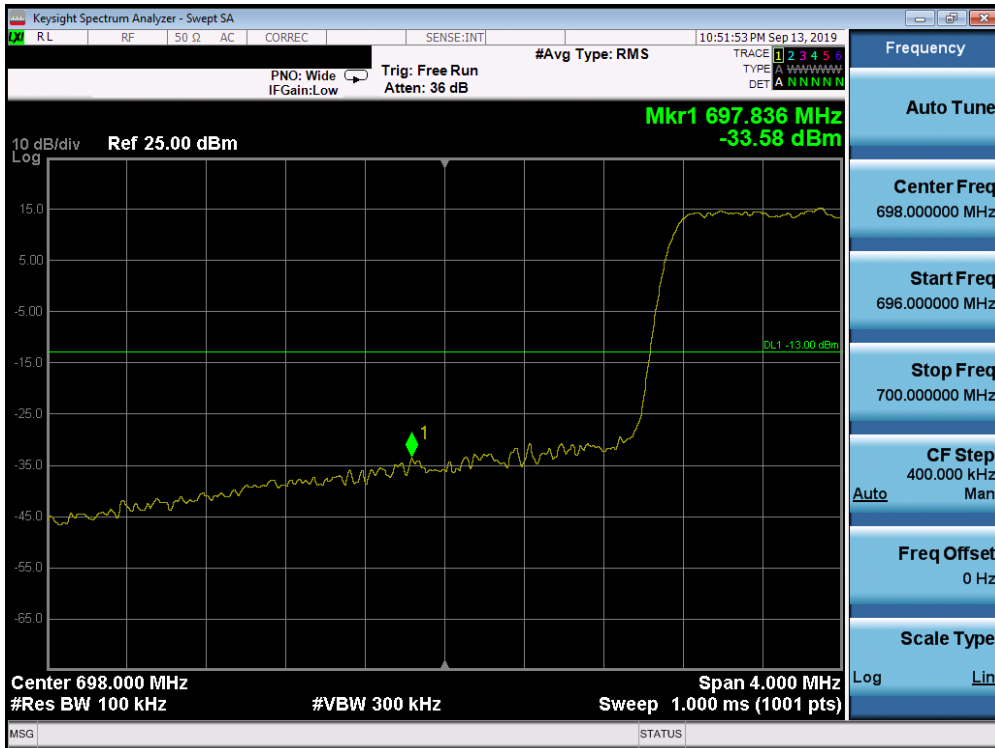
Plot 7-241. Lower Band Edge Plot (Band 71 - 15.0MHz QPSK - Full RB Configuration)



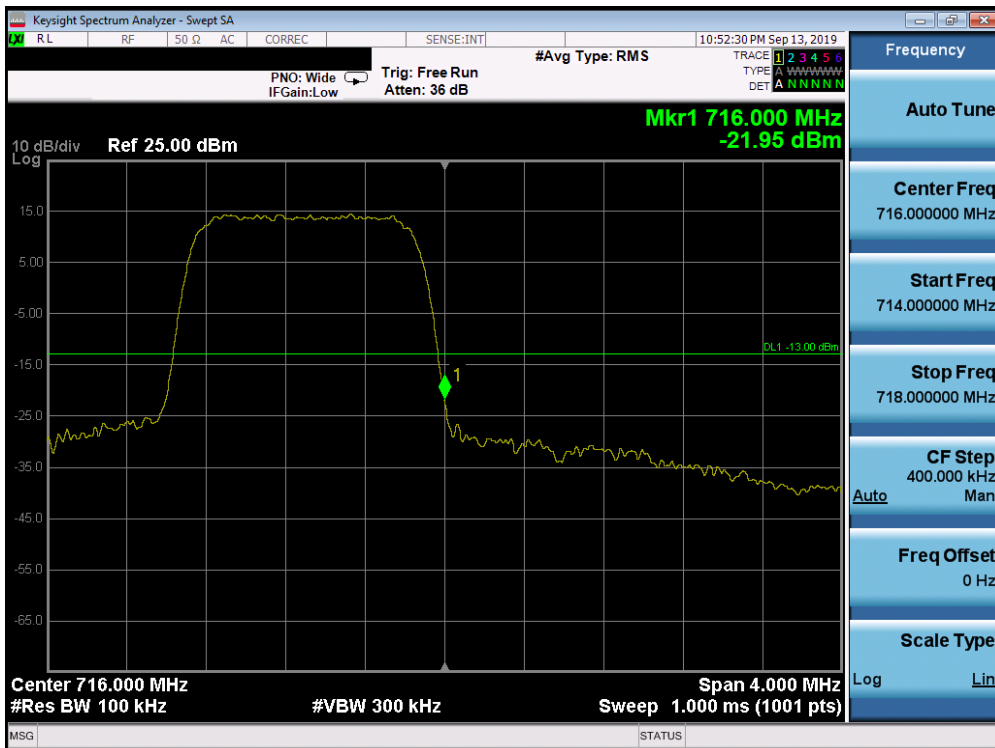
Plot 7-242. Upper Band Edge Plot (Band 71 - 15.0MHz QPSK - Full RB Configuration)

FCC ID: A3LSMN976U		MEASUREMENT REPORT (CERTIFICATION)		Approved by: Quality Manager
Test Report S/N: 1M1909040147-03.A3L	Test Dates: 9/09 – 11/05/2019	EUT Type: Portable Handset		Page 148 of 348

**Band 12**

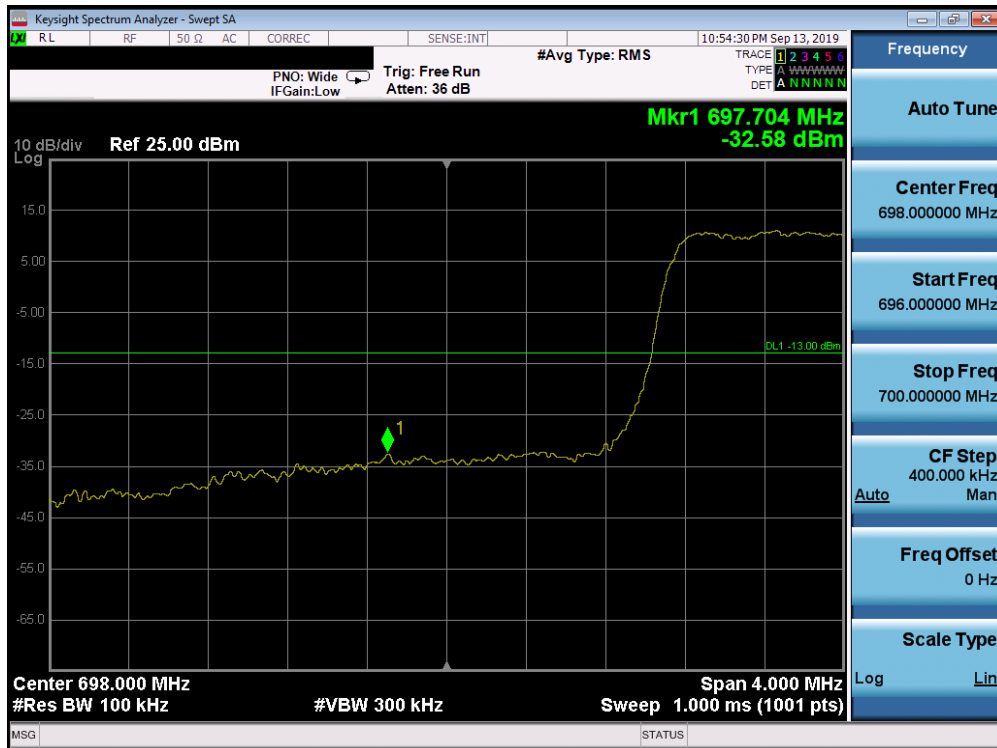


Plot 7-243. Lower Band Edge Plot (Band 12 - 1.4MHz QPSK - Full RB Configuration)

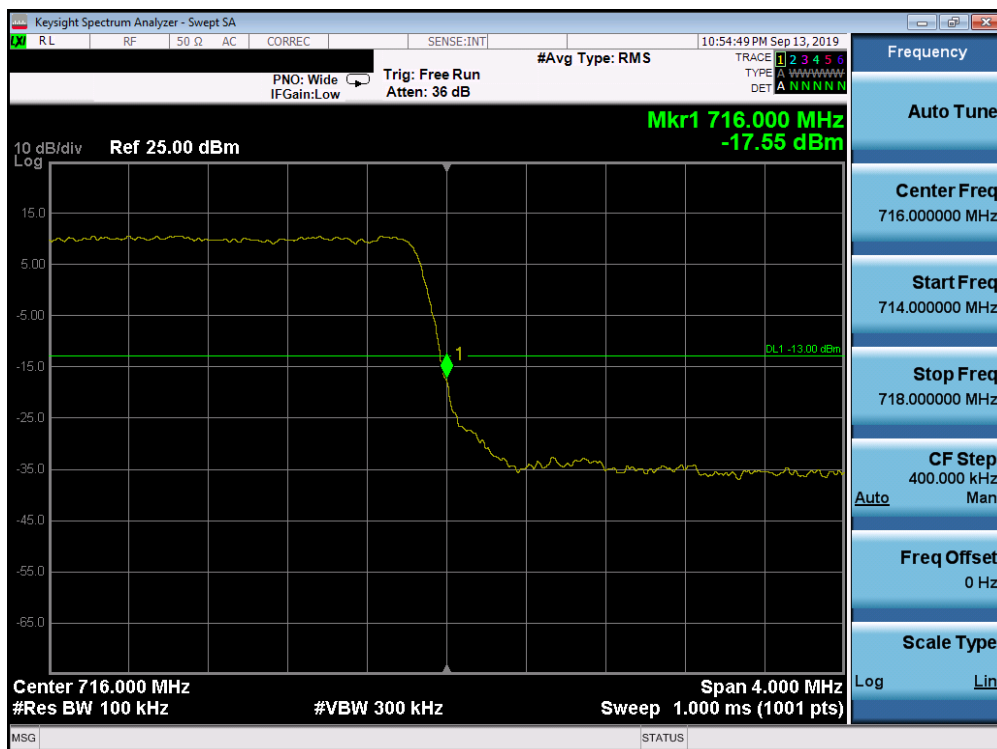


Plot 7-244. Upper Band Edge Plot (Band 12 - 1.4MHz QPSK - Full RB Configuration)

FCC ID: A3LSMN976U		MEASUREMENT REPORT (CERTIFICATION)		Approved by: Quality Manager
Test Report S/N: 1M1909040147-03.A3L	Test Dates: 9/09 – 11/05/2019	EUT Type: Portable Handset		Page 149 of 348

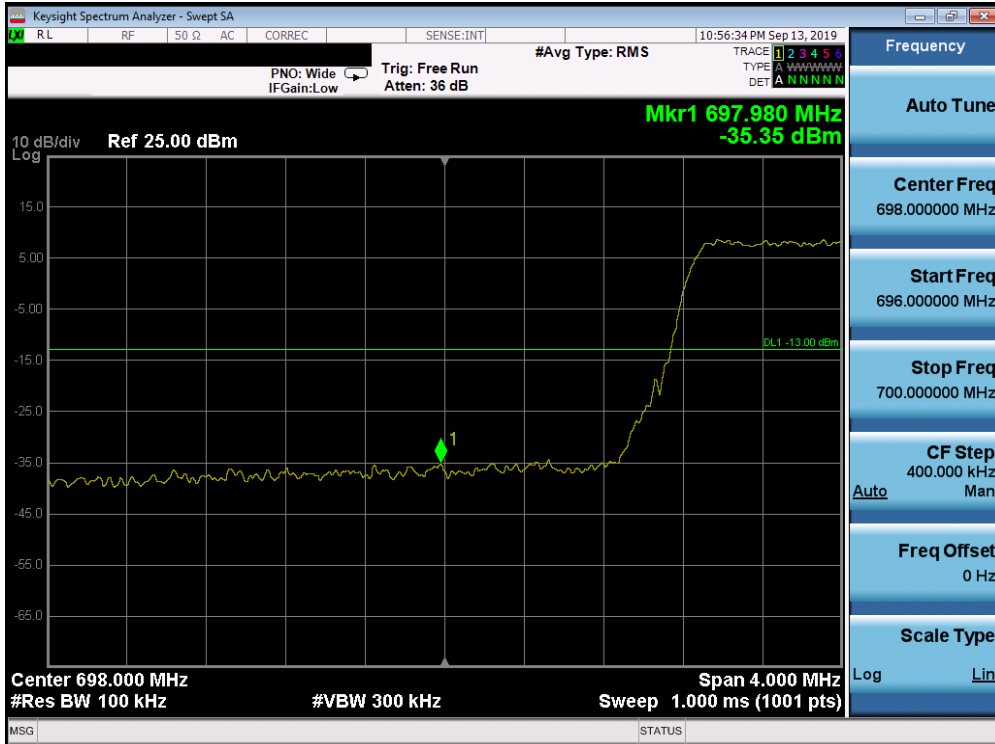


Plot 7-245. Lower Band Edge Plot (Band 12 - 3.0MHz QPSK - Full RB Configuration)

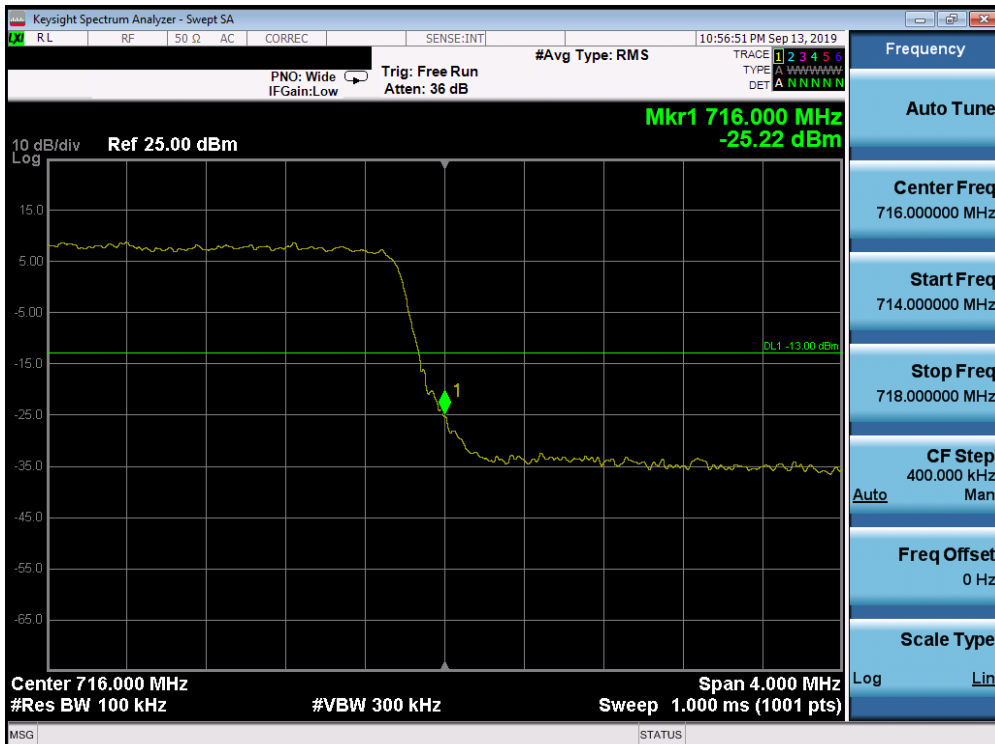


Plot 7-246. Upper Band Edge Plot (Band 12 - 3.0MHz QPSK - Full RB Configuration)

FCC ID: A3LSMN976U		MEASUREMENT REPORT (CERTIFICATION)		Approved by: Quality Manager
Test Report S/N: 1M1909040147-03.A3L	Test Dates: 9/09 – 11/05/2019	EUT Type: Portable Handset		Page 150 of 348

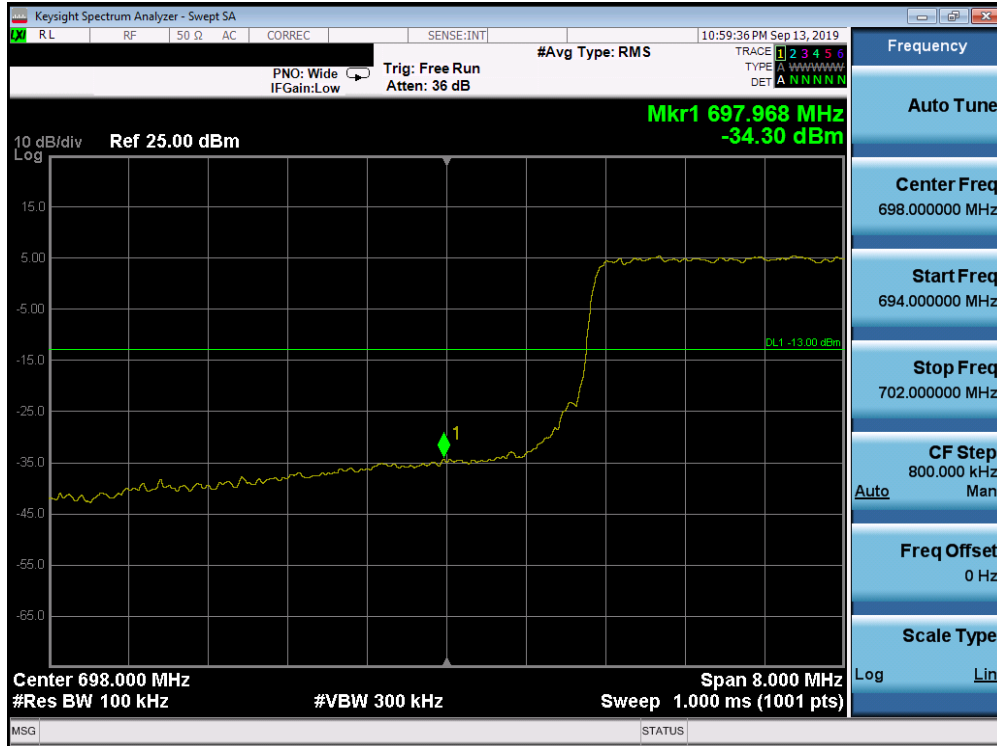


Plot 7-247. Lower Band Edge Plot (Band 12 - 5.0MHz QPSK - Full RB Configuration)

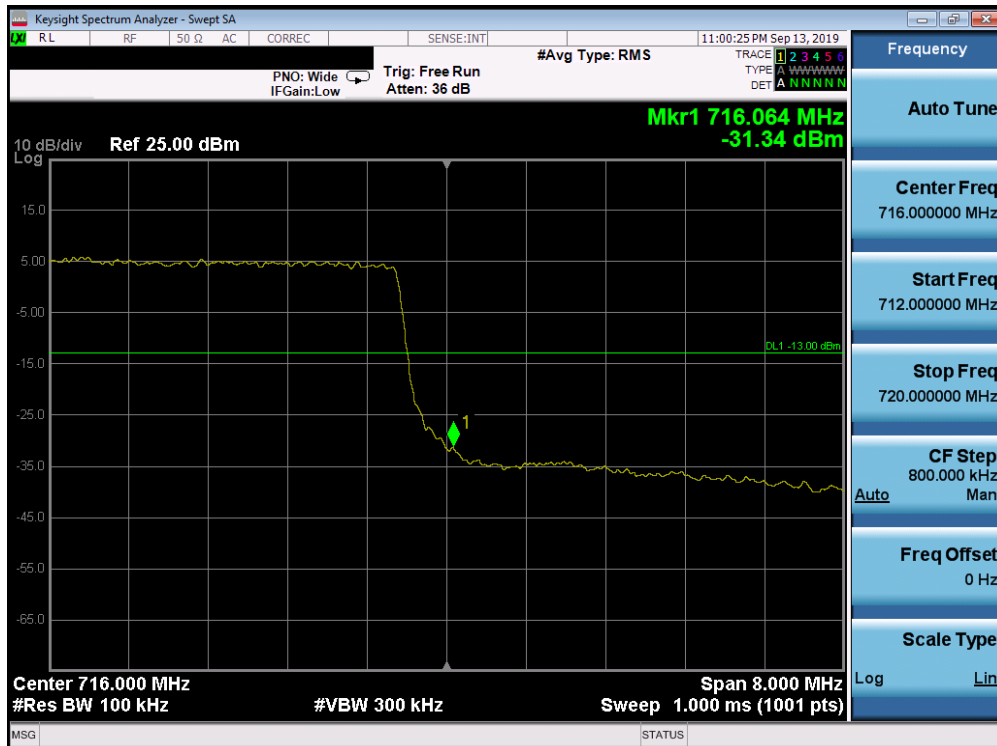


Plot 7-248. Upper Band Edge Plot (Band 12 - 5.0MHz QPSK - Full RB Configuration)

FCC ID: A3LSMN976U		MEASUREMENT REPORT (CERTIFICATION)		Approved by: Quality Manager
Test Report S/N: 1M1909040147-03.A3L	Test Dates: 9/09 – 11/05/2019	EUT Type: Portable Handset		Page 151 of 348



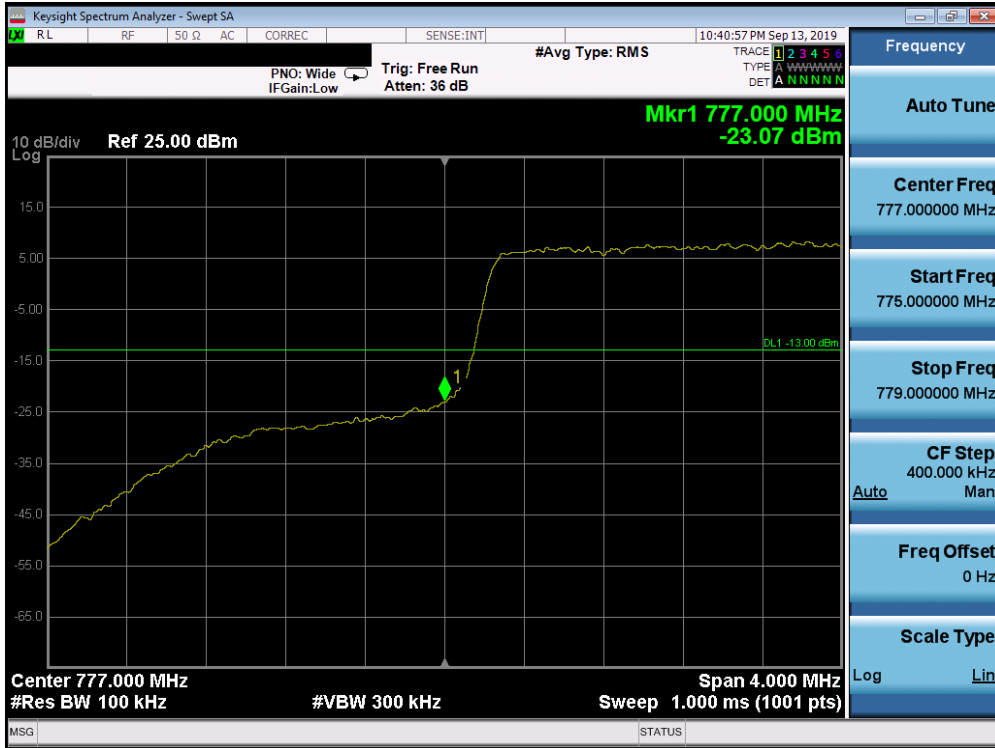
Plot 7-249. Lower Band Edge Plot (Band 12 - 10.0MHz QPSK - Full RB Configuration)



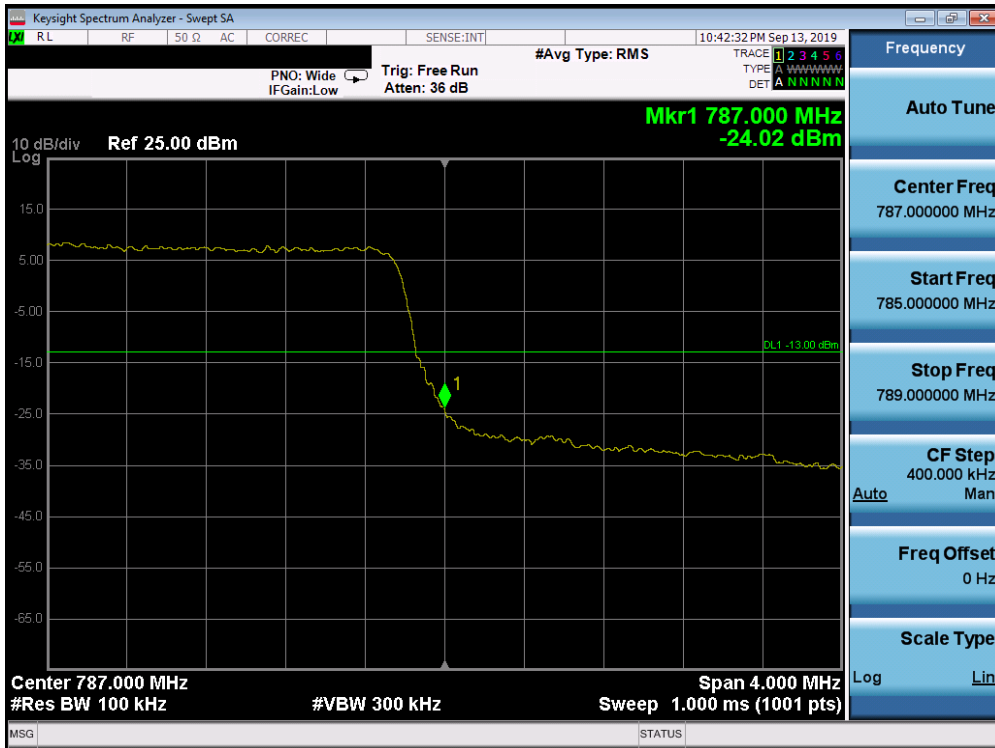
Plot 7-250. Upper Band Edge Plot (Band 12 - 10.0MHz QPSK - Full RB Configuration)

FCC ID: A3LSMN976U	PCTEST ENGINEERING LABORATORY, INC.	MEASUREMENT REPORT (CERTIFICATION)		Approved by: Quality Manager
Test Report S/N: 1M1909040147-03.A3L	Test Dates: 9/09 – 11/05/2019	EUT Type: Portable Handset		Page 152 of 348

**Band 13**

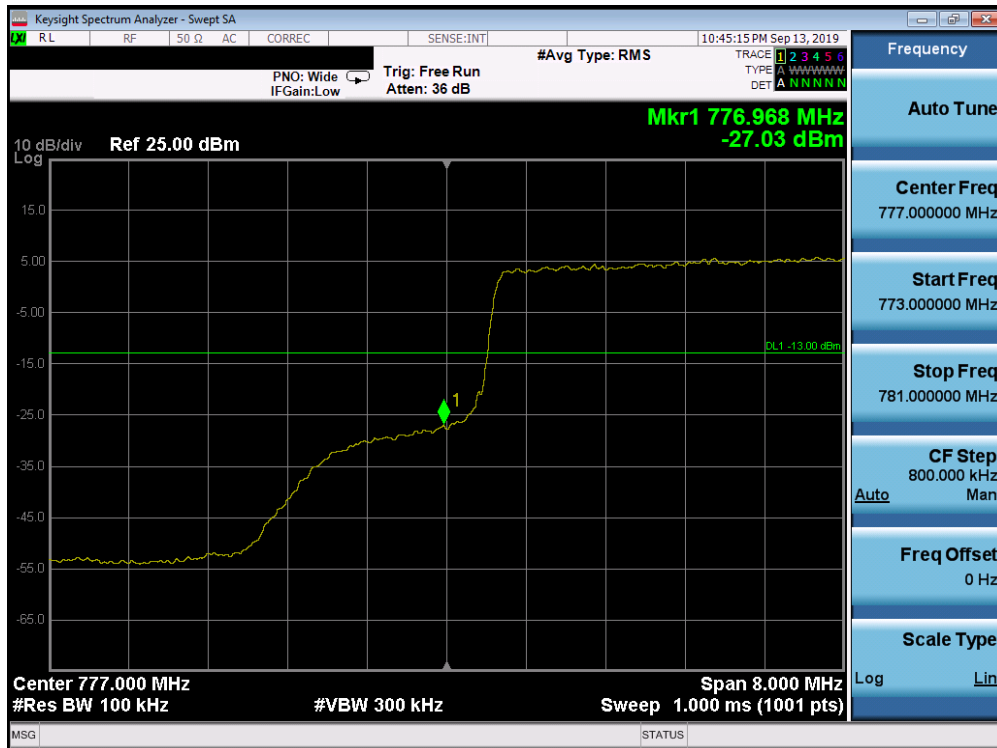


**Plot 7-251. Lower Band Edge Plot (Band 13 - 5.0MHz QPSK - Full RB Configuration)**

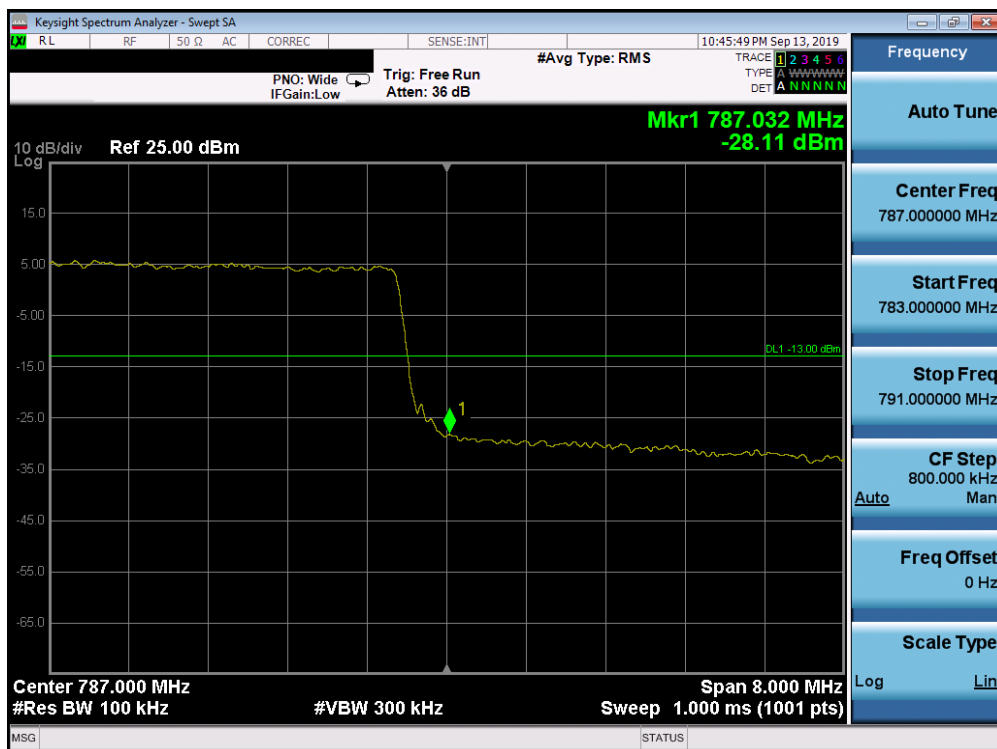


**Plot 7-252. Upper Band Edge Plot (Band 13 - 5.0MHz QPSK - Full RB Configuration)**

FCC ID: A3LSMN976U		MEASUREMENT REPORT (CERTIFICATION)		Approved by: Quality Manager
Test Report S/N: 1M1909040147-03.A3L	Test Dates: 9/09 – 11/05/2019	EUT Type: Portable Handset		Page 153 of 348



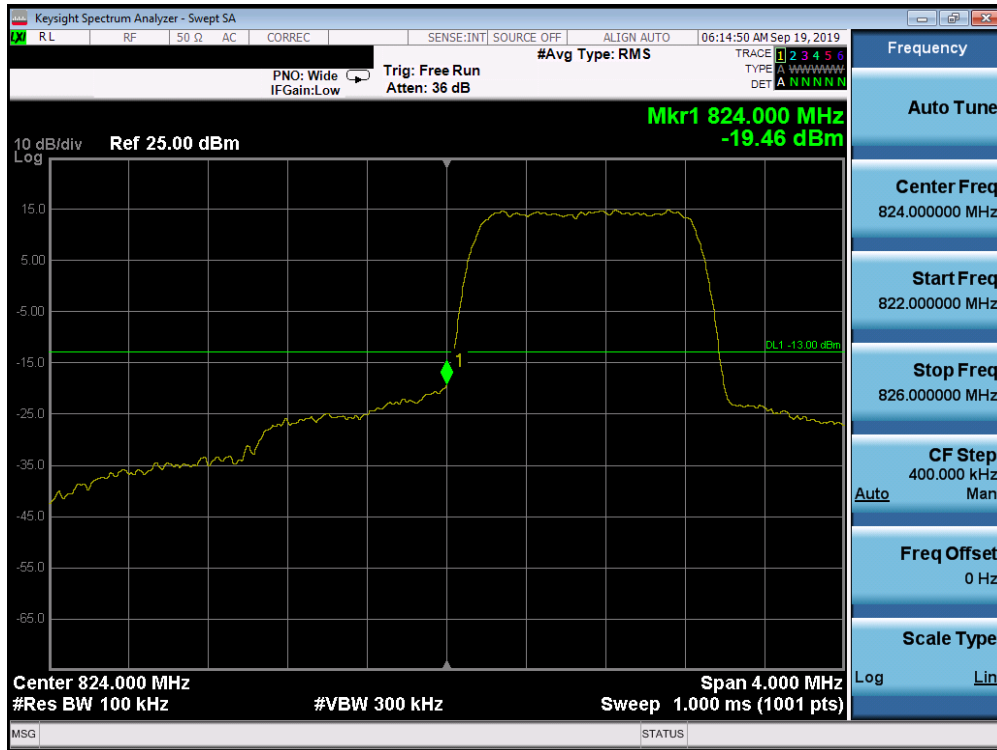
Plot 7-253. Lower Band Edge Plot (Band 13 - 10.0MHz QPSK - Full RB Configuration)



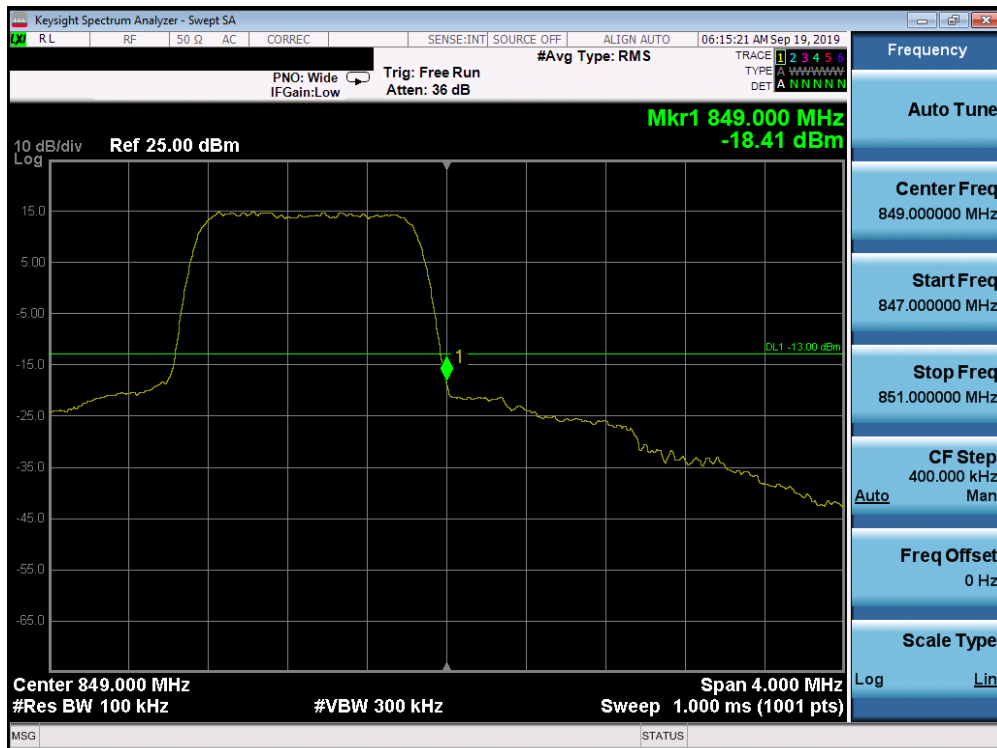
Plot 7-254. Upper Band Edge Plot (Band 13 - 10.0MHz QPSK - Full RB Configuration)

FCC ID: A3LSMN976U	PCTEST ENGINEERING LABORATORY, INC.	MEASUREMENT REPORT (CERTIFICATION)	SAMSUNG	Approved by: Quality Manager
Test Report S/N: 1M1909040147-03.A3L	Test Dates: 9/09 – 11/05/2019	EUT Type: Portable Handset		Page 154 of 348

**Band 26/5**

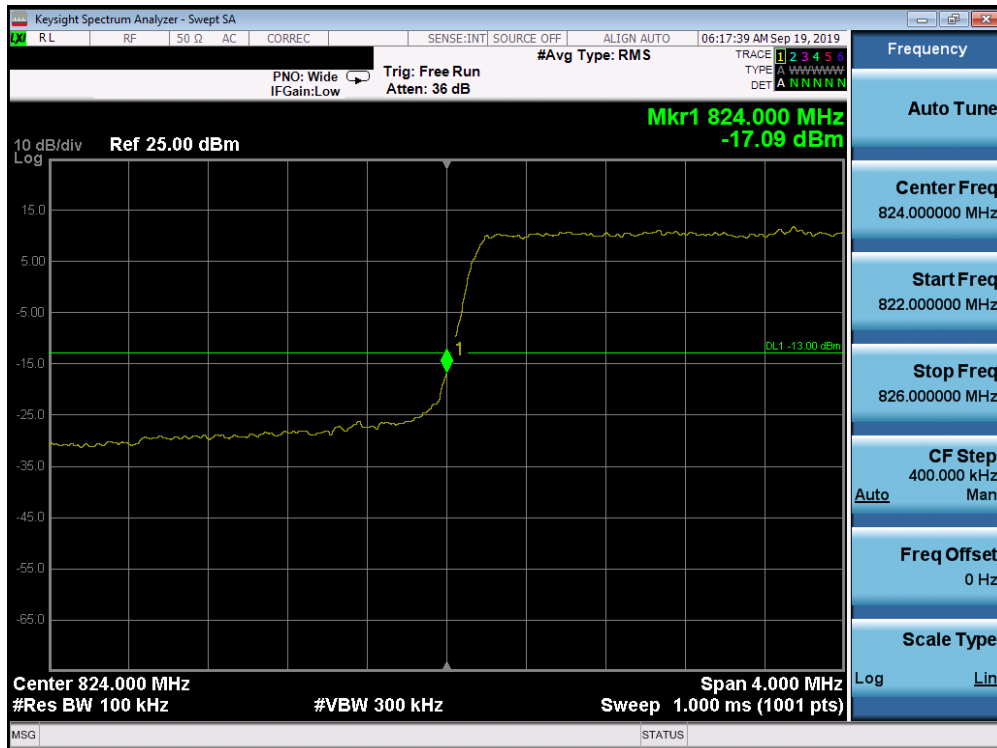


**Plot 7-255. Lower Band Edge Plot (Band 26/5 - 1.4MHz QPSK - Full RB Configuration)**

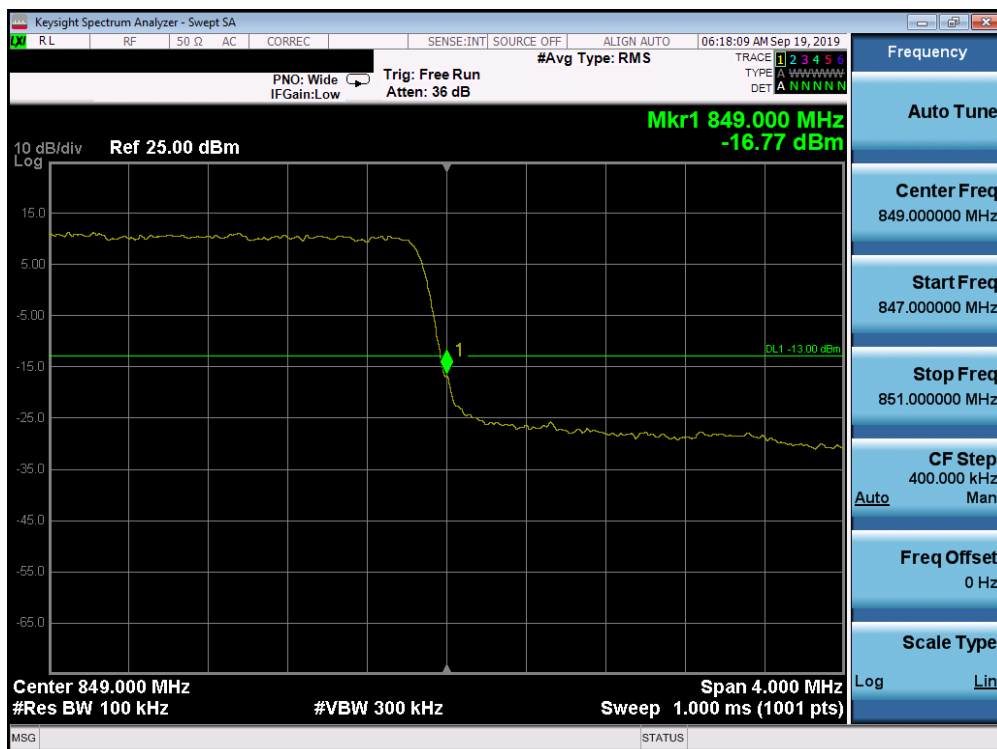


**Plot 7-256. Upper Band Edge Plot (Band 26/5 - 1.4MHz QPSK - Full RB Configuration)**

FCC ID: A3LSMN976U		MEASUREMENT REPORT (CERTIFICATION)		Approved by: Quality Manager
Test Report S/N: 1M1909040147-03.A3L	Test Dates: 9/09 – 11/05/2019	EUT Type: Portable Handset		Page 155 of 348



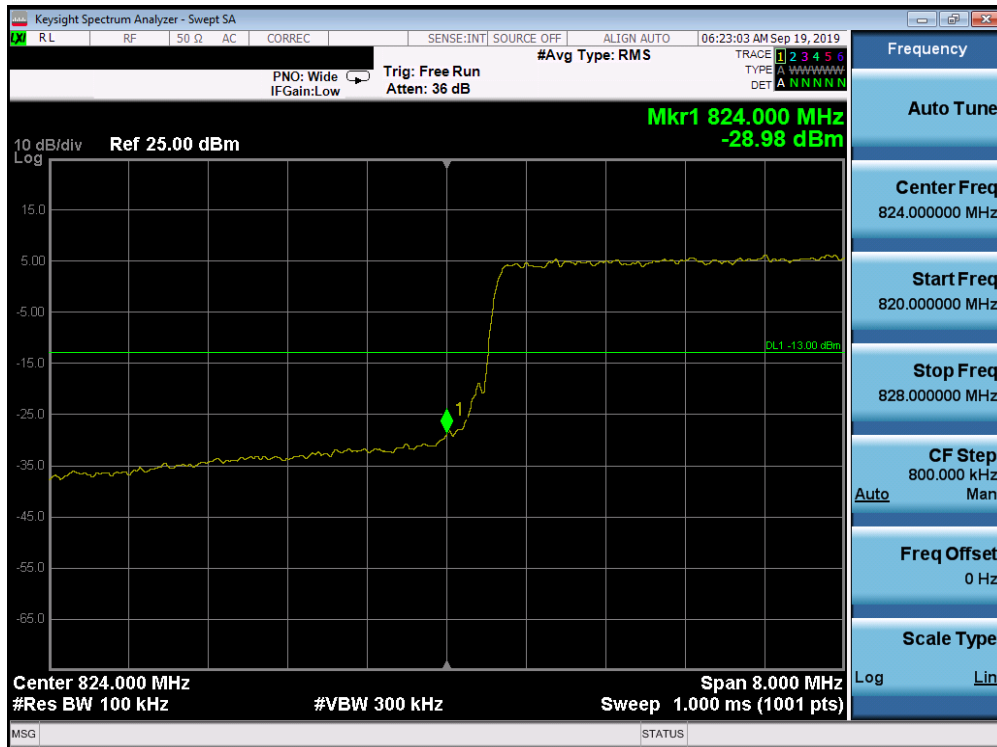
Plot 7-257. Lower Band Edge Plot (Band 26/5 - 3.0MHz QPSK - Full RB Configuration)



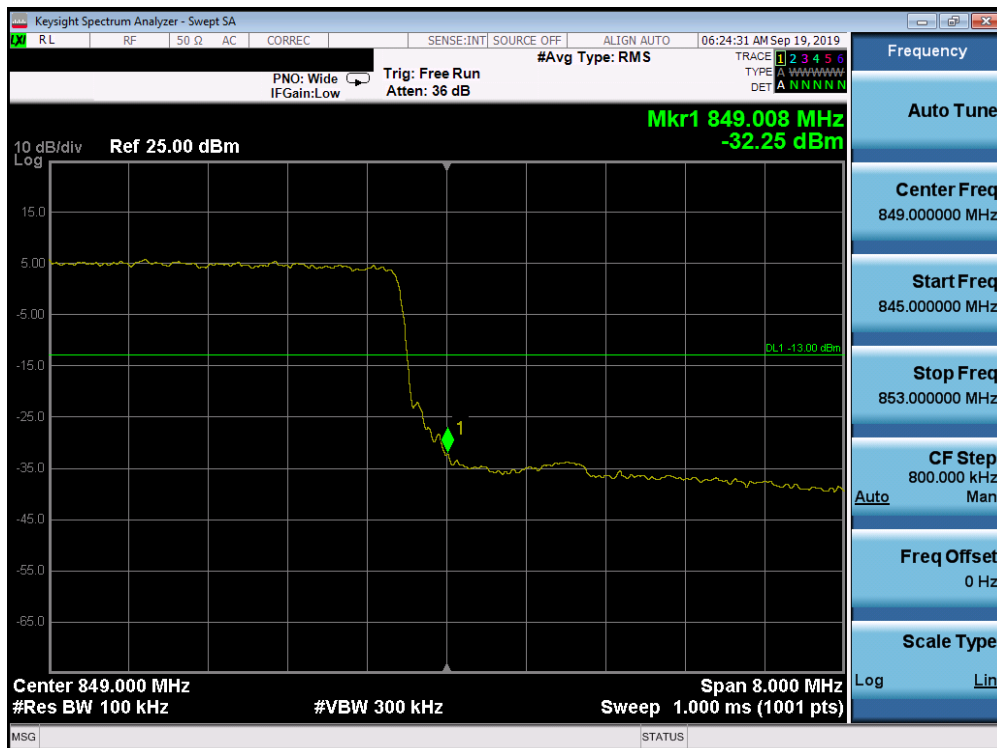
Plot 7-258. Upper Band Edge Plot (Band 26/5 - 3.0MHz QPSK - Full RB Configuration)

FCC ID: A3LSMN976U		MEASUREMENT REPORT (CERTIFICATION)		Approved by: Quality Manager
Test Report S/N: 1M1909040147-03.A3L	Test Dates: 9/09 – 11/05/2019	EUT Type: Portable Handset		Page 156 of 348



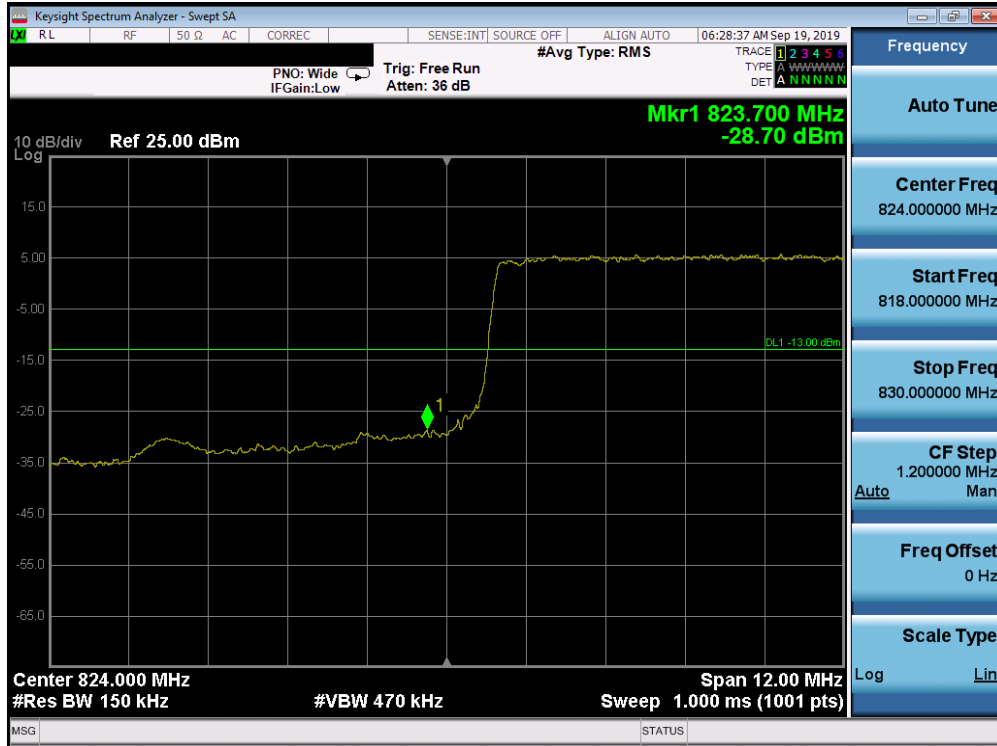


Plot 7-261. Lower Band Edge Plot (Band 26/5 - 10.0MHz QPSK - Full RB Configuration)



Plot 7-262. Upper Band Edge Plot (Band 26/5 - 10.0MHz QPSK - Full RB Configuration)

FCC ID: A3LSMN976U		MEASUREMENT REPORT (CERTIFICATION)		Approved by: Quality Manager
Test Report S/N: 1M1909040147-03.A3L	Test Dates: 9/09 – 11/05/2019	EUT Type: Portable Handset		Page 158 of 348



Plot 7-263. Lower Band Edge Plot (Band 26 - 15.0MHz QPSK - Full RB Configuration)



Plot 7-264. Upper Band Edge Plot (Band 26 - 15.0MHz QPSK - Full RB Configuration)

FCC ID: A3LSMN976U		MEASUREMENT REPORT (CERTIFICATION)		Approved by: Quality Manager
Test Report S/N: 1M1909040147-03.A3L	Test Dates: 9/09 – 11/05/2019	EUT Type: Portable Handset		Page 159 of 348