

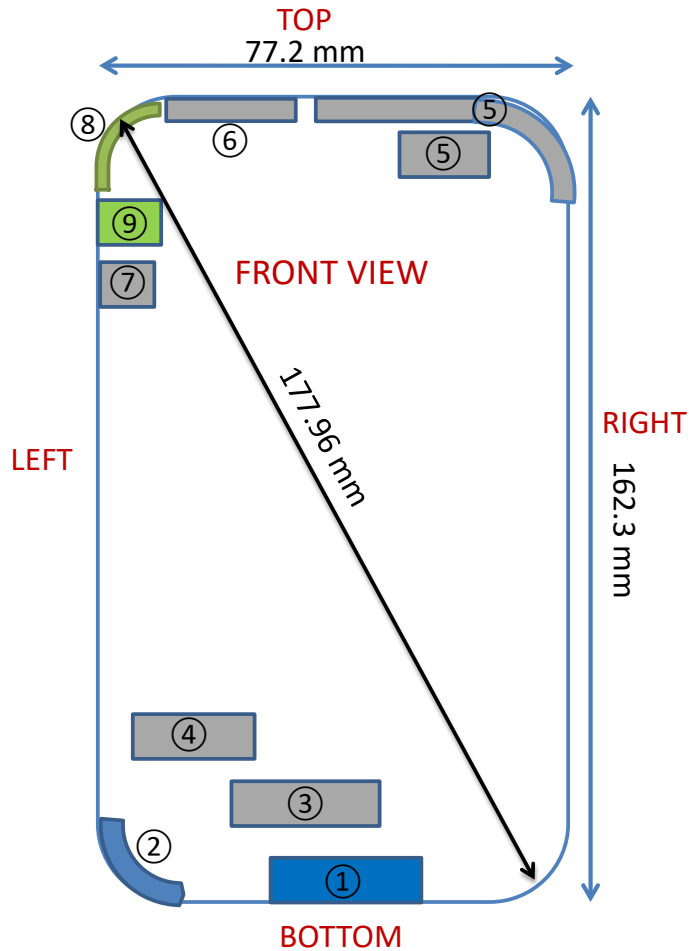


# APPENDIX F: DUT ANTENNA DIAGRAM & SAR TEST SETUP PHOTOGRAPHS

<b>FCC ID</b> A3LSMN975U		<b>SAR EVALUATION REPORT</b>		<b>Approved by:</b> Quality Manager
<b>Test Dates:</b> 05/22/19 - 06/19/19	<b>DUT Type:</b> Portable Handset			APPENDIX F: Page 1 of 14

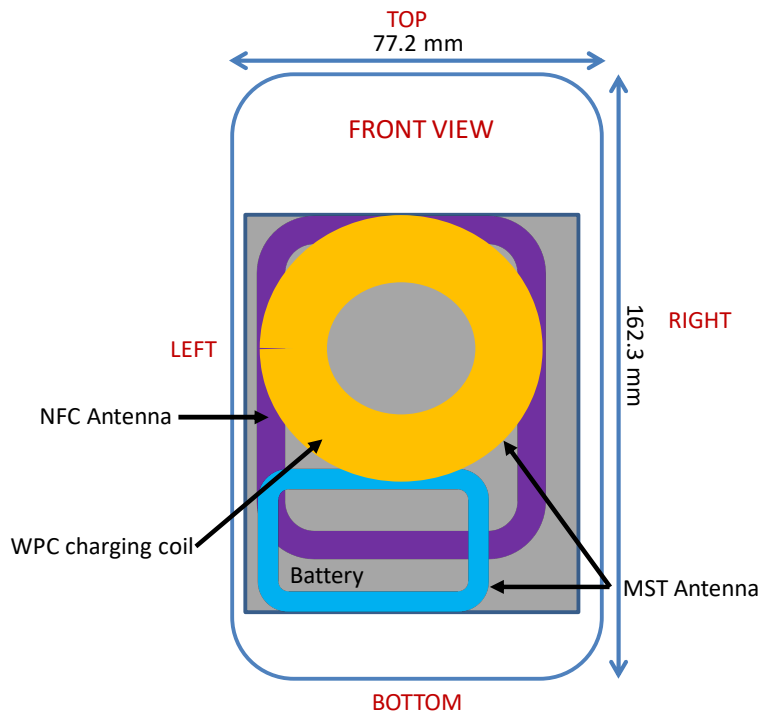


- ① **Main Band Antenna A Tx/Rx**
  1. CDMA/EVDO BC0, BC10, BC1 Tx/Rx
  2. GSM/GPRS/EDGE 850/1900 MHz Tx/Rx
  3. UMTS Band II/IV/V Tx/Rx
  4. LTE Band 2/4/5/12/13/14/25/26/30/66/71 Tx/Rx
  5. LTE Band 29 Rx Only
- ② **Main Band Antenna B Tx/Rx**
  1. LTE Band 7/38/41/48 Tx/Rx
  2. LTE Band 2/4/25/66 Rx Only (4x4 DL MIMO)
- ③ **Sub Antenna C Rx Only**
  1. LTE Band 7/30/41 Rx Only (4x4 DL MIMO)
- ④ **Sub Antenna D Rx Only**
  1. LTE Band 48 Rx Only (4x4 DL MIMO)
- ⑤ **Sub Antenna E Rx Only**
  1. CDMA/EVDO BC0, BC10 Rx Only
  2. GSM/GPRS/EDGE 850 MHz Rx Only
  3. UMTS Band V Rx Only
  4. LTE Band 5/12/13/14/26/29/48/71 Rx Only
  5. LTE Band 2/4/7/25/30/41/66 Rx Only (4x4 DL MIMO)
- ⑥ **Sub Antenna F Rx Only**
  1. GSM/GPRS/EDGE 1900 MHz Rx Only
  2. CDMA/EVDO BC1 Rx Only
  3. UMTS B2/4 Rx Only
  4. LTE B2/4/7/25/30/38/41/66 Rx Only
  5. GPS Rx Only
- ⑦ **Sub Antenna G Rx Only**
  1. LTE Band 48 Rx Only (4x4 DL MIMO)
- ⑧ **WIFI Antenna I Tx/Rx**
  1. 2.4/5 GHz WIFI Tx/Rx
  2. BT/ANT+ Tx/Rx
  3. LTE Band 46 (LAA) Rx Only
- ⑨ **WIFI Antenna II Tx/Rx**
  1. 2.4/5 GHz WIFI Tx/Rx
  2. LTE Band 46 (LAA) Rx Only



Note: Exact antenna dimensions and separation distances are shown in the Technical Descriptions in the FCC Filing.


**Figure F-1**  
**DUT Antenna Locations**

<b>FCC ID</b> A3LSMN975U		<b>SAR EVALUATION REPORT</b>		<b>Approved by:</b> Quality Manager
<b>Test Dates:</b> 05/22/19 - 06/19/19	<b>DUT Type:</b> Portable Handset			<b>APPENDIX F:</b> Page 2 of 14




**Figure F-2**  
**WPC Charging Coil, NFC/MST Antenna Locations**



<b>FCC ID</b> A3LSMN975U	 <small>ENGINEERING LABORATORY, INC.</small>	<b>SAR EVALUATION REPORT</b>		<b>Approved by:</b> Quality Manager
<b>Test Dates:</b> 05/22/19 - 06/19/19	<b>DUT Type:</b> Portable Handset	<b>APPENDIX F:</b> Page 3 of 14		




SAR Test Setup Photo 1 – Right Cheek




SAR Test Setup Photo 2 – Right Tilt



FCC ID A3LSMN975U		SAR EVALUATION REPORT		Approved by: Quality Manager
Test Dates: 05/22/19 - 06/19/19	DUT Type: Portable Handset			APPENDIX F: Page 4 of 14



**SAR Test Setup Photo 3 – Left Cheek**



**SAR Test Setup Photo 4 – Left Tilt**



FCC ID A3LSMN975U		SAR EVALUATION REPORT		Approved by: Quality Manager
Test Dates: 05/22/19 - 06/19/19	DUT Type: Portable Handset			APPENDIX F: Page 5 of 14



SAR Test Setup Photo 5 – Back Side at 15 mm



SAR Test Setup Photo 6 – Back Side at 10 mm



FCC ID A3LSMN975U		SAR EVALUATION REPORT		Approved by: Quality Manager
Test Dates: 05/22/19 - 06/19/19	DUT Type: Portable Handset			APPENDIX F: Page 6 of 14



**SAR Test Setup Photo 7 – Back Side at 8 mm**



**SAR Test Setup Photo 8 – Back Side at 0 mm**



FCC ID A3LSMN975U		SAR EVALUATION REPORT		Approved by: Quality Manager
Test Dates: 05/22/19 - 06/19/19	DUT Type: Portable Handset			APPENDIX F: Page 7 of 14



SAR Test Setup Photo 9 – Front Side at 10 mm




SAR Test Setup Photo 10 – Front Side at 6 mm



FCC ID A3LSMN975U		SAR EVALUATION REPORT		Approved by: Quality Manager
Test Dates: 05/22/19 - 06/19/19	DUT Type: Portable Handset			APPENDIX F: Page 8 of 14



**SAR Test Setup Photo 11 – Front Side at 0 mm**



**SAR Test Setup Photo 12 – Top Side at 10 mm**



<b>FCC ID</b> A3LSMN975U		<b>SAR EVALUATION REPORT</b>		<b>Approved by:</b> Quality Manager
<b>Test Dates:</b> 05/22/19 - 06/19/19	<b>DUT Type:</b> Portable Handset	<b>APPENDIX F:</b> Page 9 of 14		



**SAR Test Setup Photo 13 – Top Side at 0 mm**




**SAR Test Setup Photo 14 – Bottom Side at 11 mm**



FCC ID A3LSMN975U		SAR EVALUATION REPORT		Approved by: Quality Manager
Test Dates: 05/22/19 - 06/19/19	DUT Type: Portable Handset	APPENDIX F: Page 10 of 14		




**SAR Test Setup Photo 15 – Bottom Side at 10 mm**




**SAR Test Setup Photo 16 – Bottom Side at 0 mm**



FCC ID A3LSMN975U		SAR EVALUATION REPORT		Approved by: Quality Manager
Test Dates: 05/22/19 - 06/19/19	DUT Type: Portable Handset	APPENDIX F: Page 11 of 14		



SAR Test Setup Photo 17 – Right Side at 10 mm



SAR Test Setup Photo 18 – Right Side at 0 mm



FCC ID A3LSMN975U		SAR EVALUATION REPORT		Approved by: Quality Manager
Test Dates: 05/22/19 - 06/19/19	DUT Type: Portable Handset	APPENDIX F: Page 12 of 14		

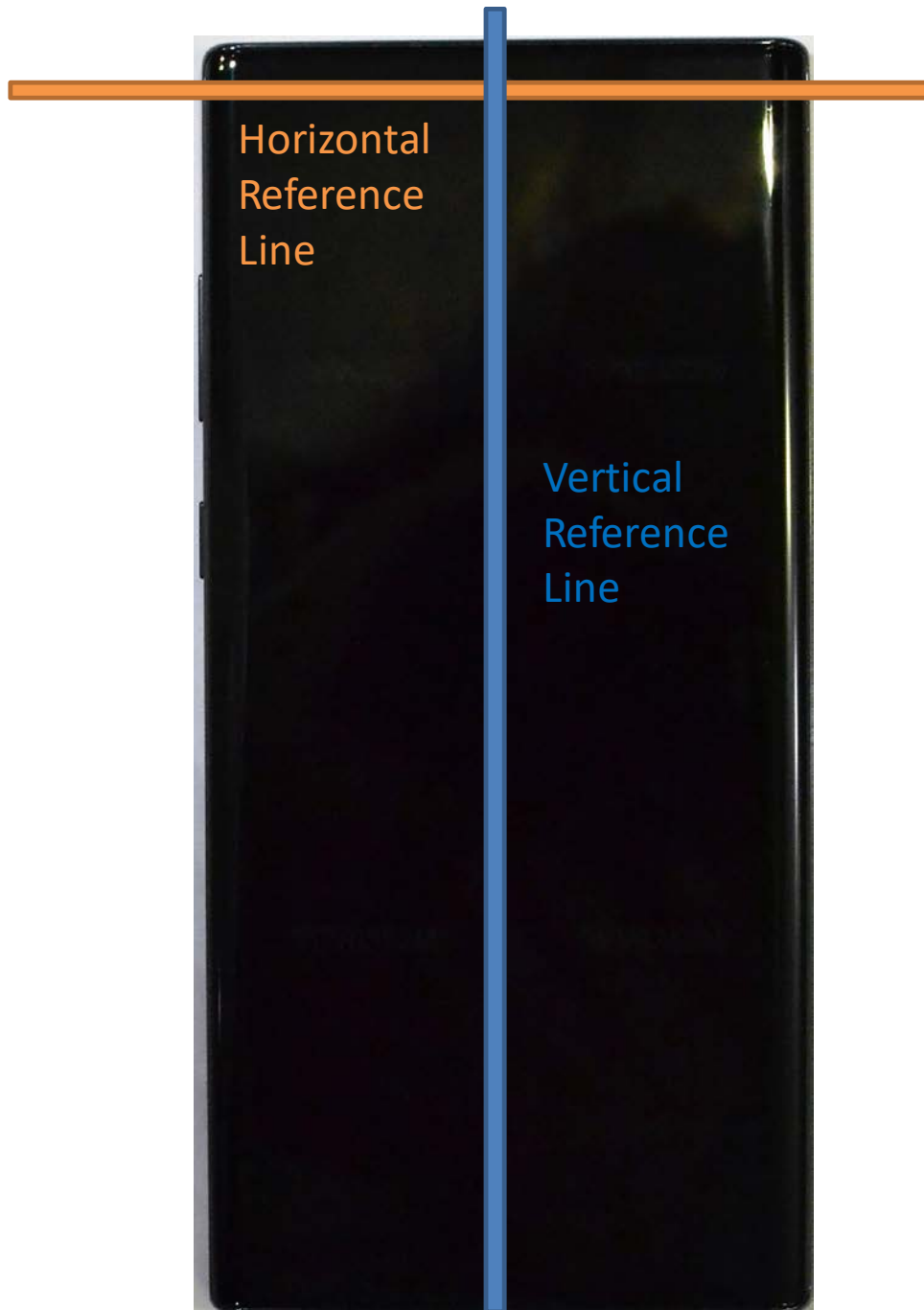


**SAR Test Setup Photo 19 – Left Side at 10 mm**





**SAR Test Setup Photo 20 – Left Side at 0 mm**

FCC ID A3LSMN975U		SAR EVALUATION REPORT		Approved by: Quality Manager
Test Dates: 05/22/19 - 06/19/19	DUT Type: Portable Handset			APPENDIX F: Page 13 of 14



**SAR Test Setup Photo 21 – Vertical and Horizontal Reference Lines**

<b>FCC ID</b> A3LSMN975U		<b>SAR EVALUATION REPORT</b>		<b>Approved by:</b> Quality Manager
<b>Test Dates:</b> 05/22/19 - 06/19/19	<b>DUT Type:</b> Portable Handset	<b>APPENDIX F:</b> Page 14 of 14		