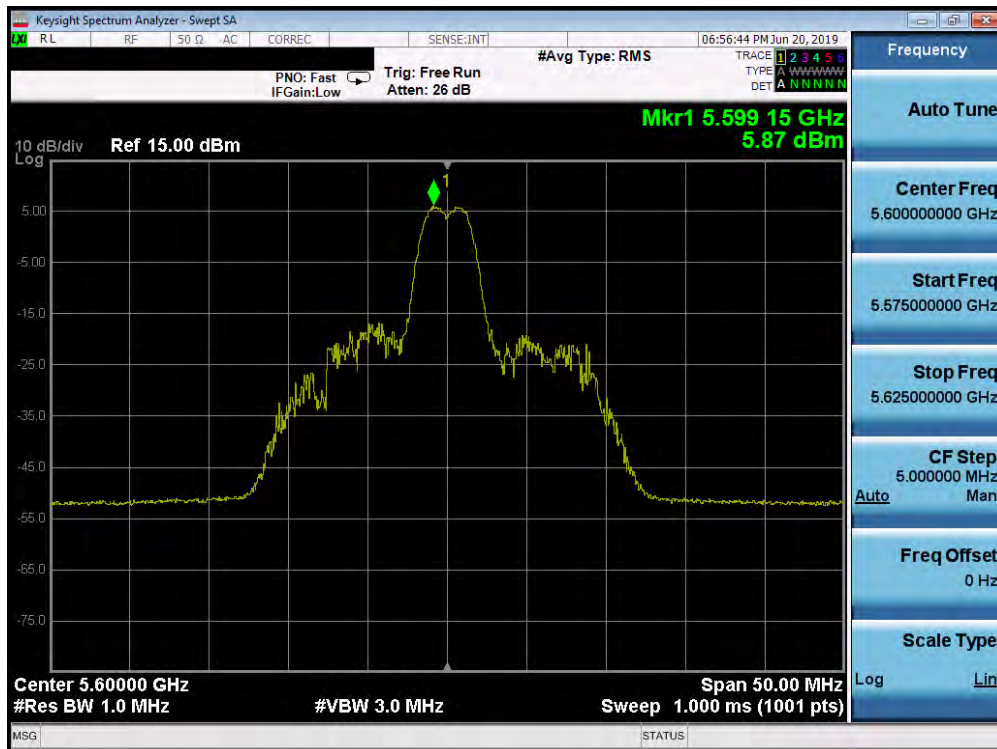


Plot 7-229. Power Spectral Density Plot MIMO ANT1 (20MHz BW 802.11ax – 26 Tones (UNII Band 2C) – Ch. 100)

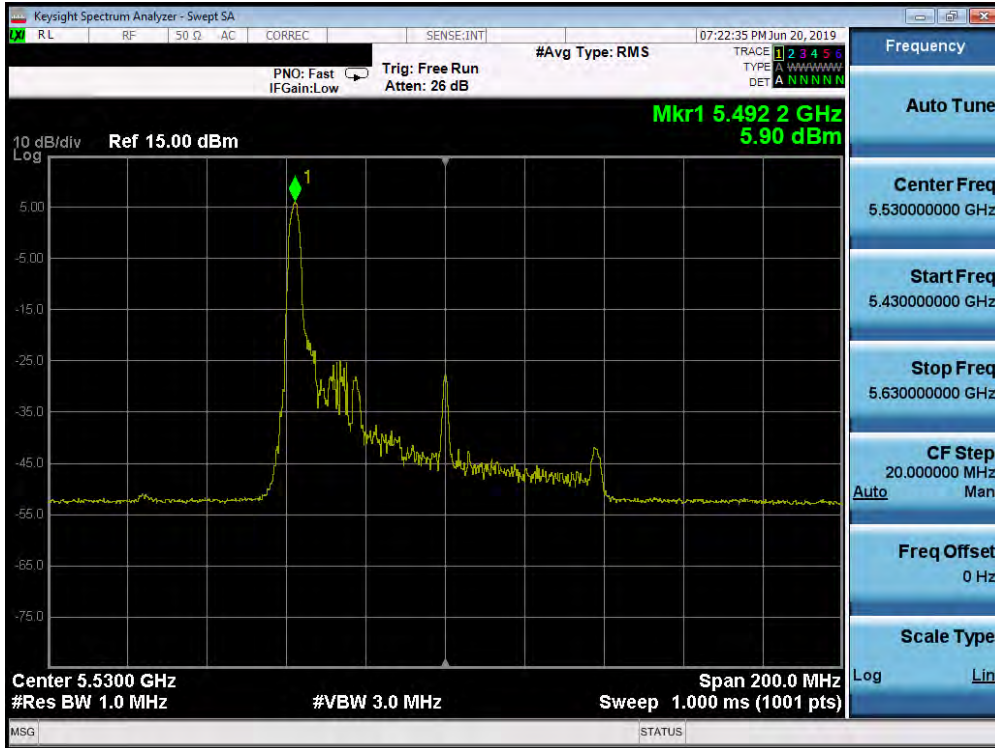


Plot 7-230. Power Spectral Density Plot MIMO ANT1 (20MHz BW 802.11ax – 26 Tones (UNII Band 2C) – Ch. 120)

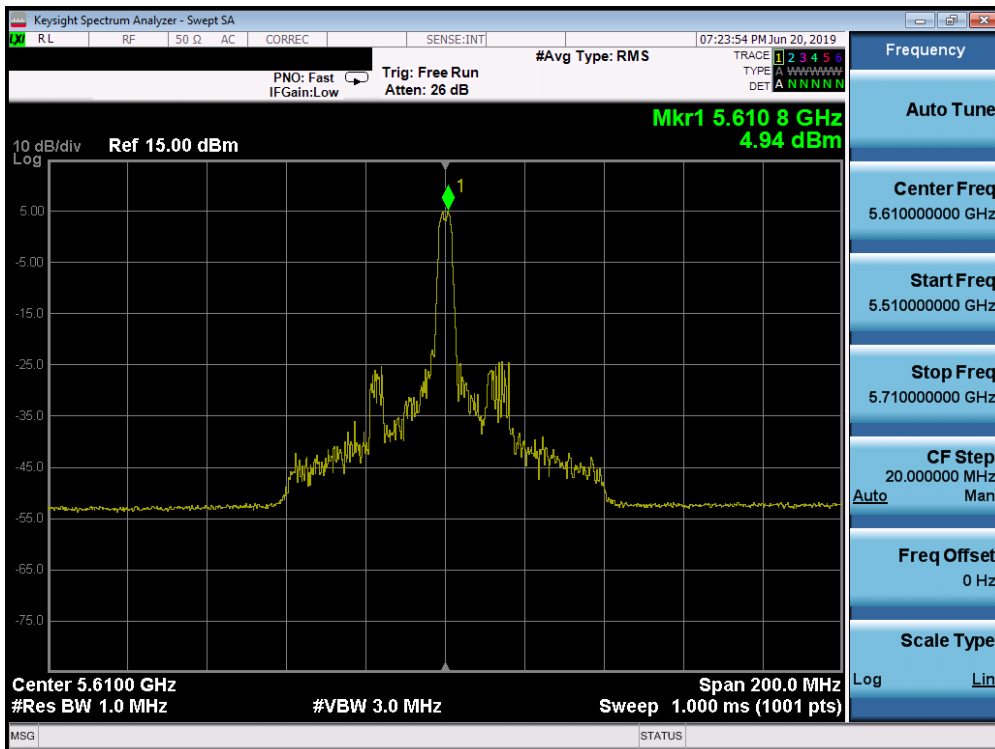
FCC ID: A3LSMN975U	 <b>MEASUREMENT REPORT (CERTIFICATION)</b>			Approved by: Quality Manager
Test Report S/N: 1M1905200079-08.A3L	Test Dates: 05/20 - 07/09/2019	EUT Type: Portable Handset	Page 174 of 301	





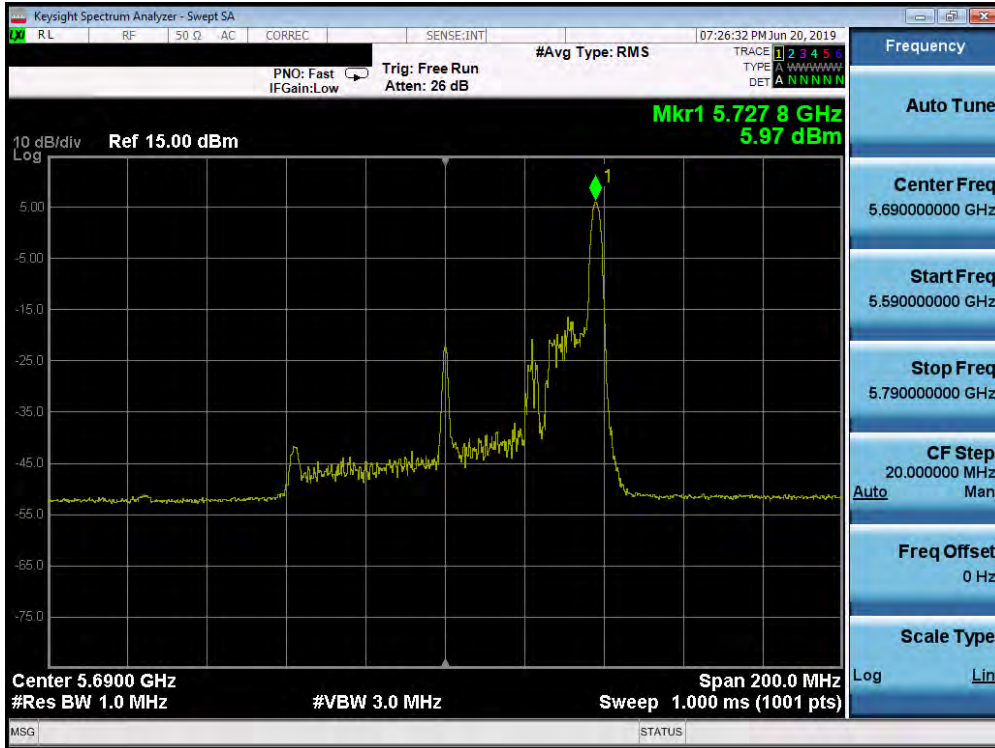


Plot 7-235. Power Spectral Density Plot MIMO ANT1 (80MHz BW 802.11ax – 26 Tones (UNII Band 2C) – Ch. 106)

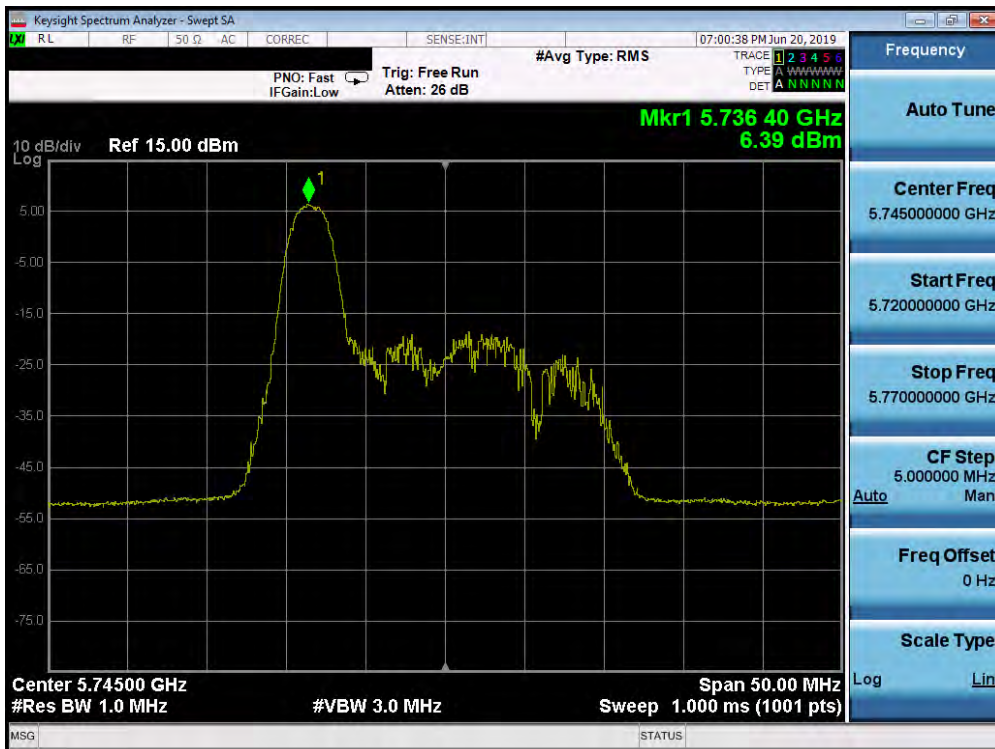


Plot 7-236. Power Spectral Density Plot MIMO ANT1 (80MHz BW 802.11ax – 26 Tones (UNII Band 2C) – Ch. 122)

FCC ID: A3LSMN975U	<b>MEASUREMENT REPORT (CERTIFICATION)</b>		Approved by: Quality Manager
Test Report S/N: 1M1905200079-08.A3L	Test Dates: 05/20 - 07/09/2019	EUT Type: Portable Handset	Page 177 of 301

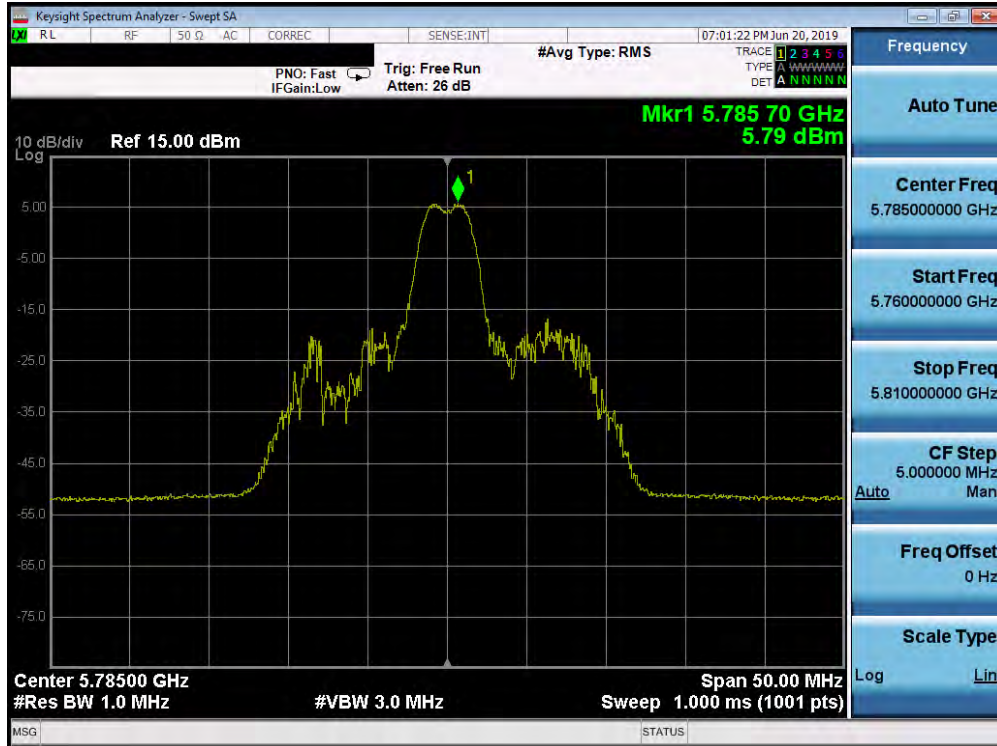


Plot 7-237. Power Spectral Density Plot MIMO ANT1 (80MHz BW 802.11ax – 26 Tones (UNII Band 2C) – Ch. 138)

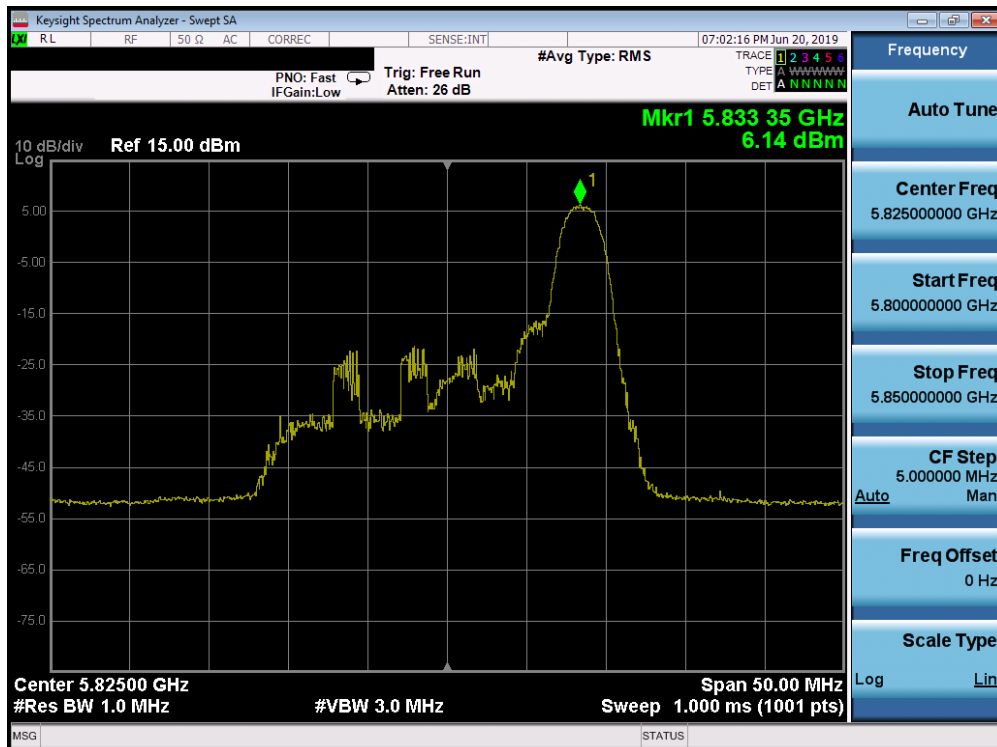


Plot 7-238. Power Spectral Density Plot MIMO ANT1 (20MHz BW 802.11ax – 26 Tones (UNII Band 3) – Ch. 149)

FCC ID: A3LSMN975U		MEASUREMENT REPORT (CERTIFICATION)		Approved by: Quality Manager
Test Report S/N: 1M1905200079-08.A3L	Test Dates: 05/20 - 07/09/2019	EUT Type: Portable Handset		Page 178 of 301



Plot 7-239. Power Spectral Density Plot MIMO ANT1 (20MHz BW 802.11ax – 26 Tones (UNII Band 3) – Ch. 157)

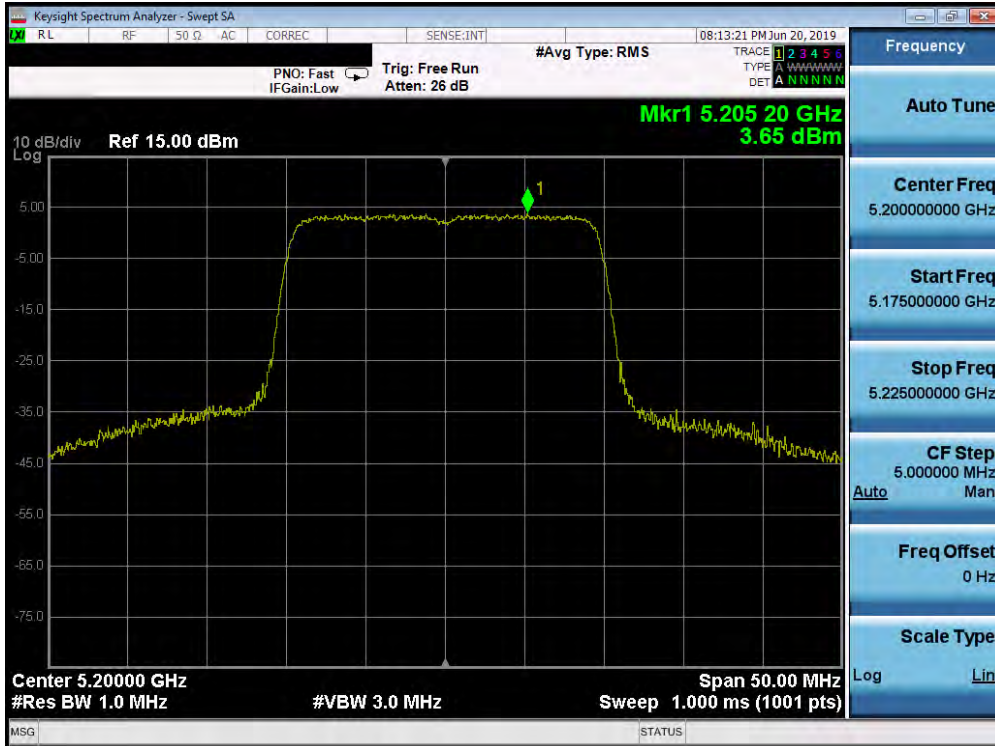


Plot 7-240. Power Spectral Density Plot MIMO ANT1 (20MHz BW 802.11ax – 26 Tones (UNII Band 3) – Ch. 165)

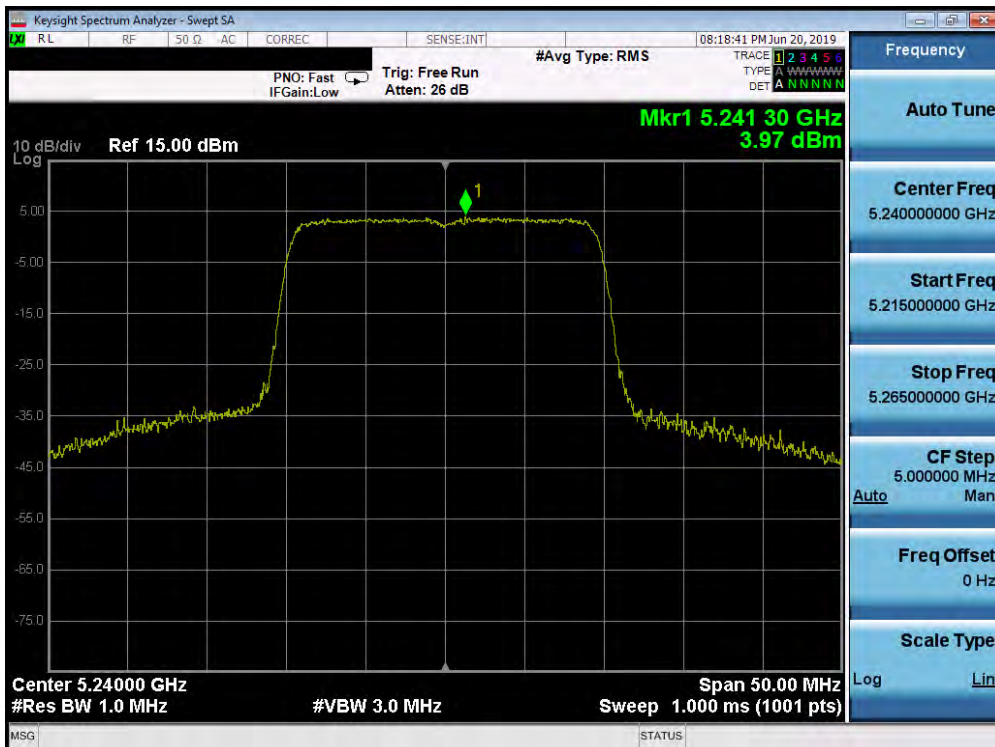
FCC ID: A3LSMN975U	 <b>MEASUREMENT REPORT (CERTIFICATION)</b>			Approved by: Quality Manager
Test Report S/N: 1M1905200079-08.A3L	Test Dates: 05/20 - 07/09/2019	EUT Type: Portable Handset		Page 179 of 301





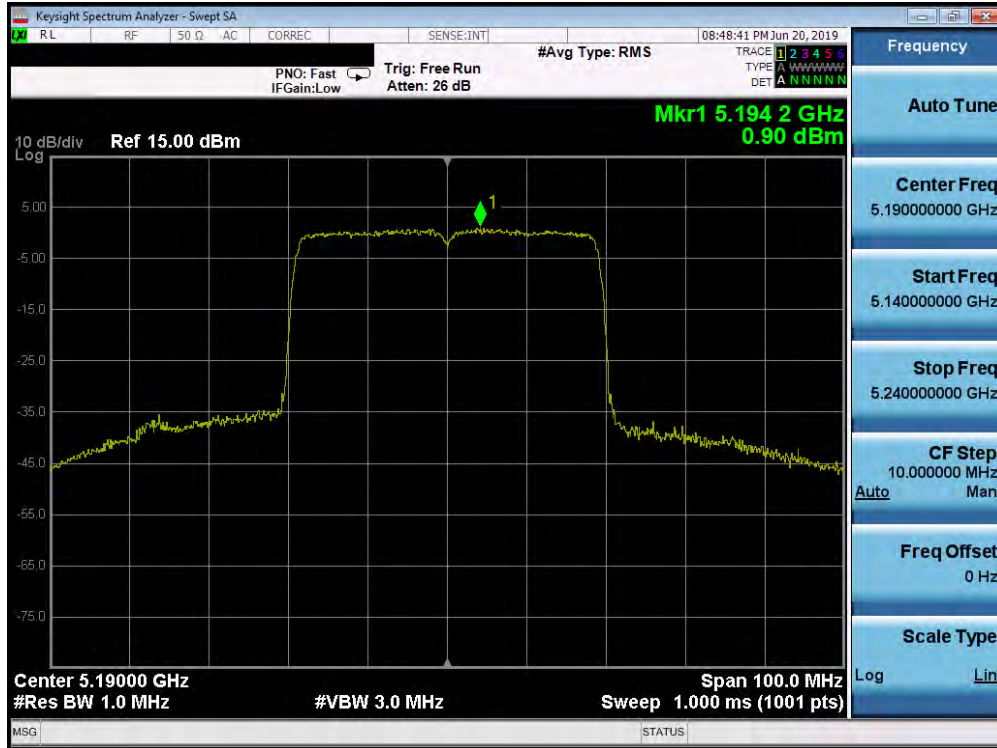


Plot 7-245. Power Spectral Density Plot MIMO ANT1 (20MHz BW 802.11ax – Full Tones (UNII Band 1) – Ch. 40)



Plot 7-246. Power Spectral Density Plot MIMO ANT1 (20MHz BW 802.11ax – Full Tones (UNII Band 1) – Ch. 48)

FCC ID: A3LSMN975U		MEASUREMENT REPORT (CERTIFICATION)		Approved by: Quality Manager
Test Report S/N: 1M1905200079-08.A3L	Test Dates: 05/20 - 07/09/2019	EUT Type: Portable Handset		Page 182 of 301

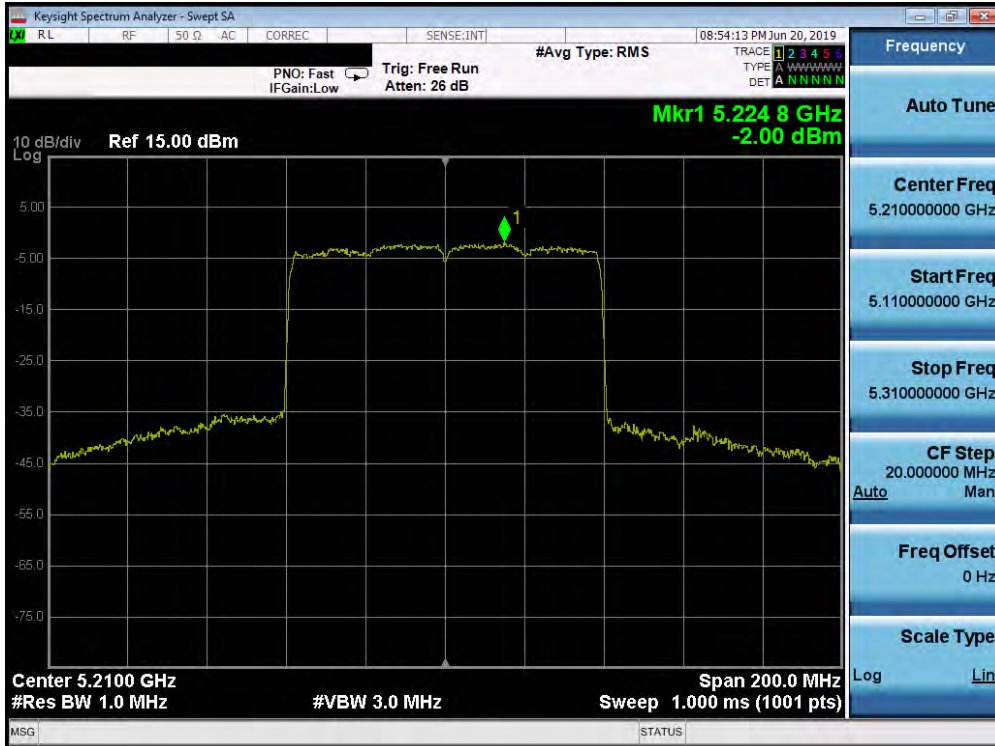


Plot 7-247. Power Spectral Density Plot MIMO ANT1 (40MHz BW 802.11ax – Full Tones (UNII Band 1) – Ch. 38)

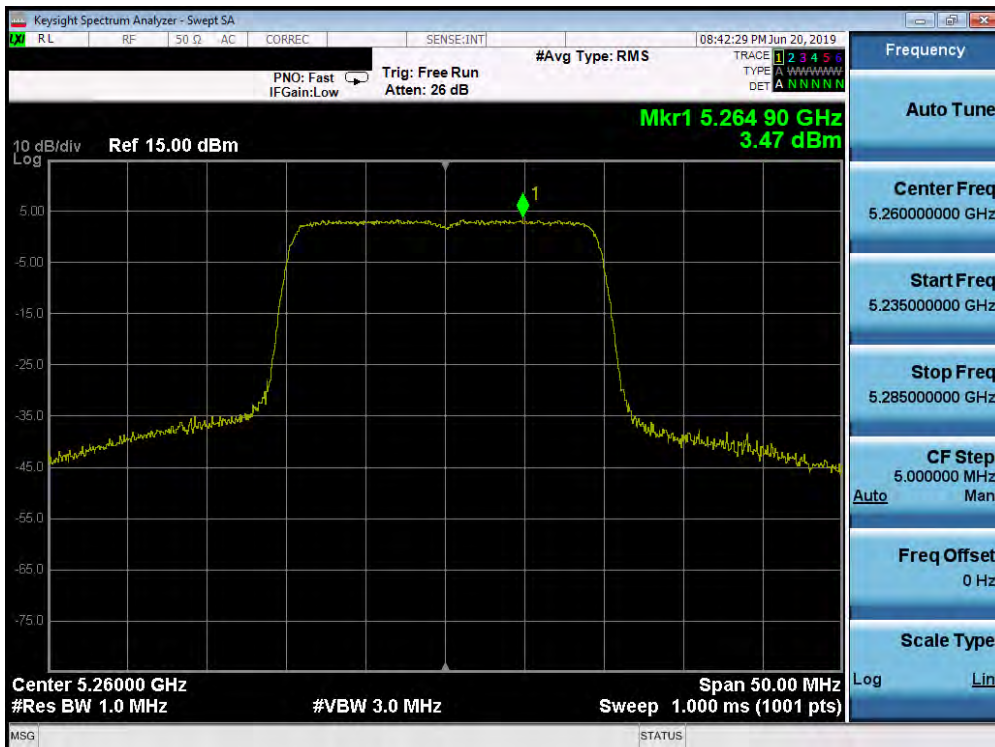


Plot 7-248. Power Spectral Density Plot MIMO ANT1 (40MHz BW 802.11ax – Full Tones (UNII Band 1) – Ch. 46)

FCC ID: A3LSMN975U		<b>MEASUREMENT REPORT (CERTIFICATION)</b>		Approved by: Quality Manager
Test Report S/N: 1M1905200079-08.A3L	Test Dates: 05/20 - 07/09/2019	EUT Type: Portable Handset		Page 183 of 301

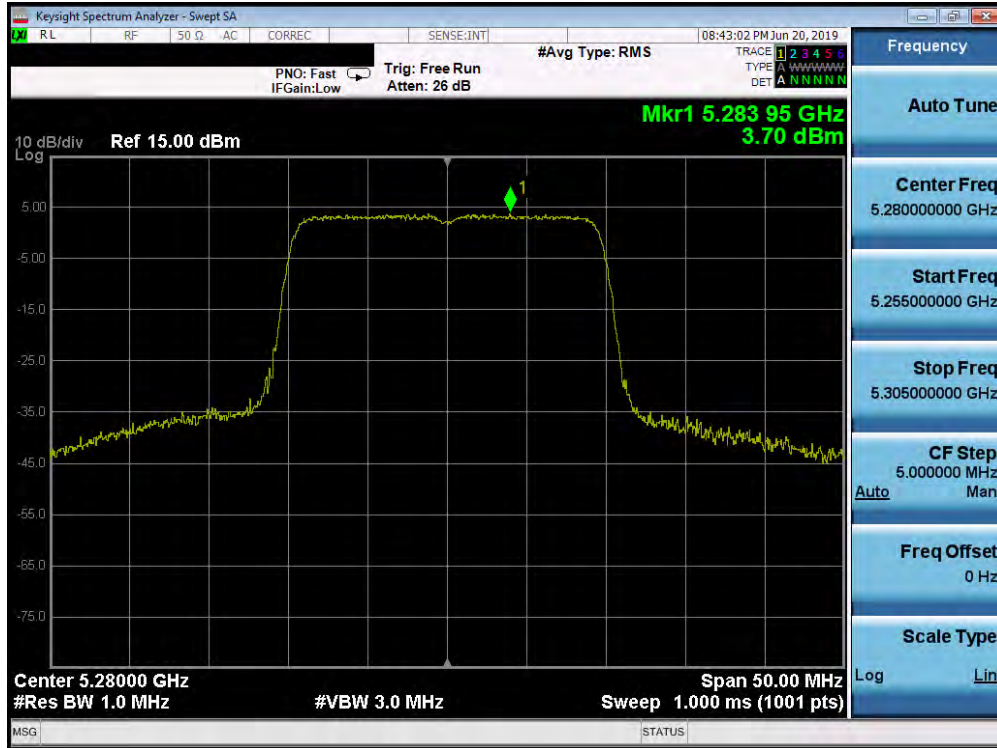


Plot 7-249. Power Spectral Density Plot MIMO ANT1 (80MHz BW 802.11ax – Full Tones (UNII Band 1) – Ch. 42)

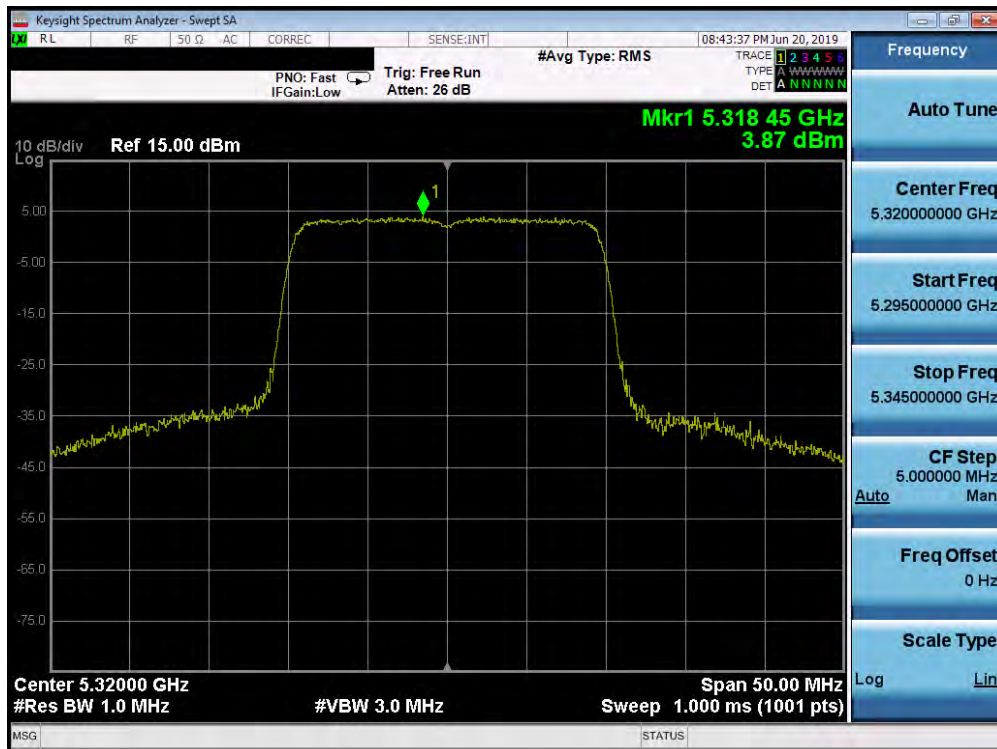


Plot 7-250. Power Spectral Density Plot MIMO ANT1 (20MHz BW 802.11ax – Full Tones (UNII Band 2A) – Ch. 52)

FCC ID: A3LSMN975U		MEASUREMENT REPORT (CERTIFICATION)		Approved by: Quality Manager
Test Report S/N: 1M1905200079-08.A3L	Test Dates: 05/20 - 07/09/2019	EUT Type: Portable Handset		Page 184 of 301

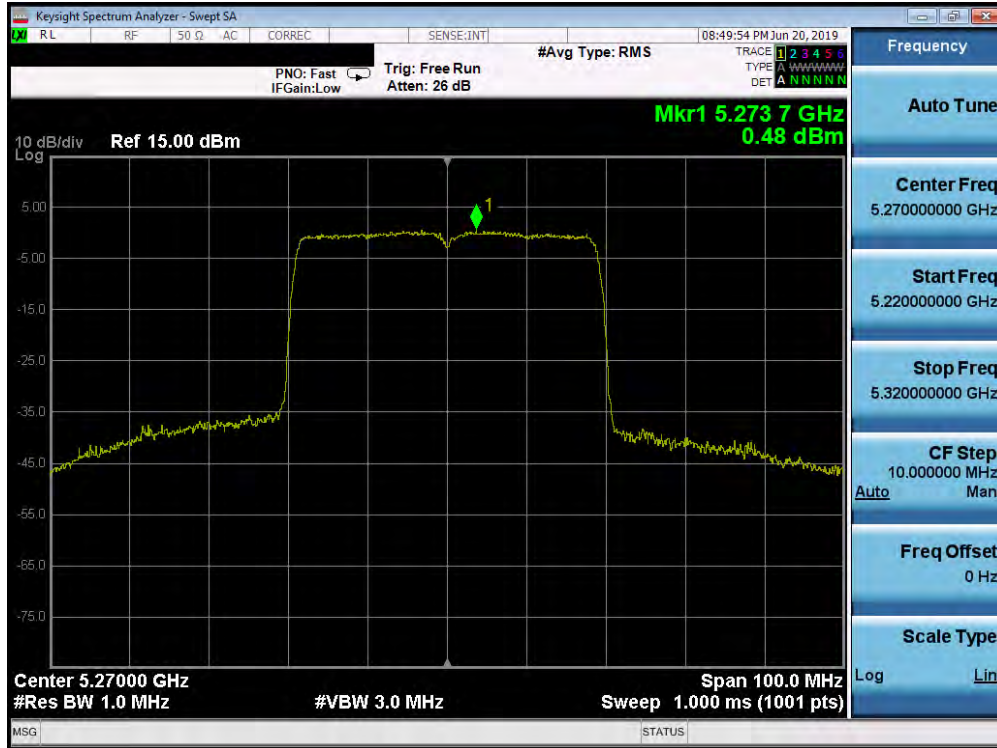


Plot 7-251. Power Spectral Density Plot MIMO ANT1 (20MHz BW 802.11ax – Full Tones (UNII Band 2A) – Ch. 56)

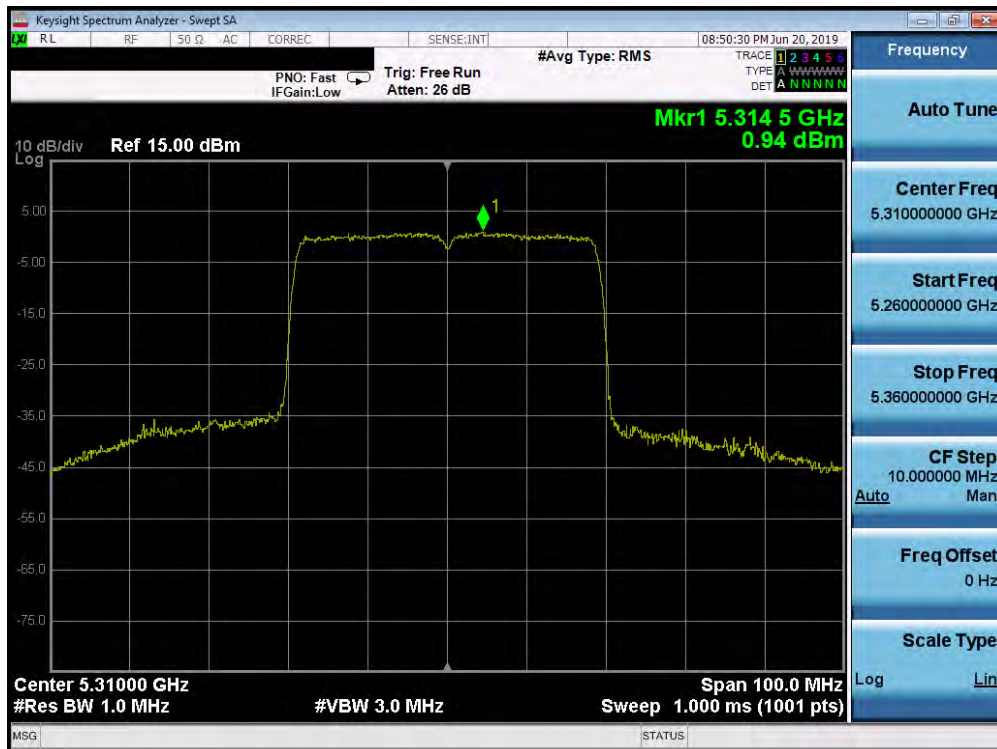


Plot 7-252. Power Spectral Density Plot MIMO ANT1 (20MHz BW 802.11ax – Full Tones (UNII Band 2A) – Ch. 64)

FCC ID: A3LSMN975U		MEASUREMENT REPORT (CERTIFICATION)		Approved by: Quality Manager
Test Report S/N: 1M1905200079-08.A3L	Test Dates: 05/20 - 07/09/2019	EUT Type: Portable Handset		Page 185 of 301



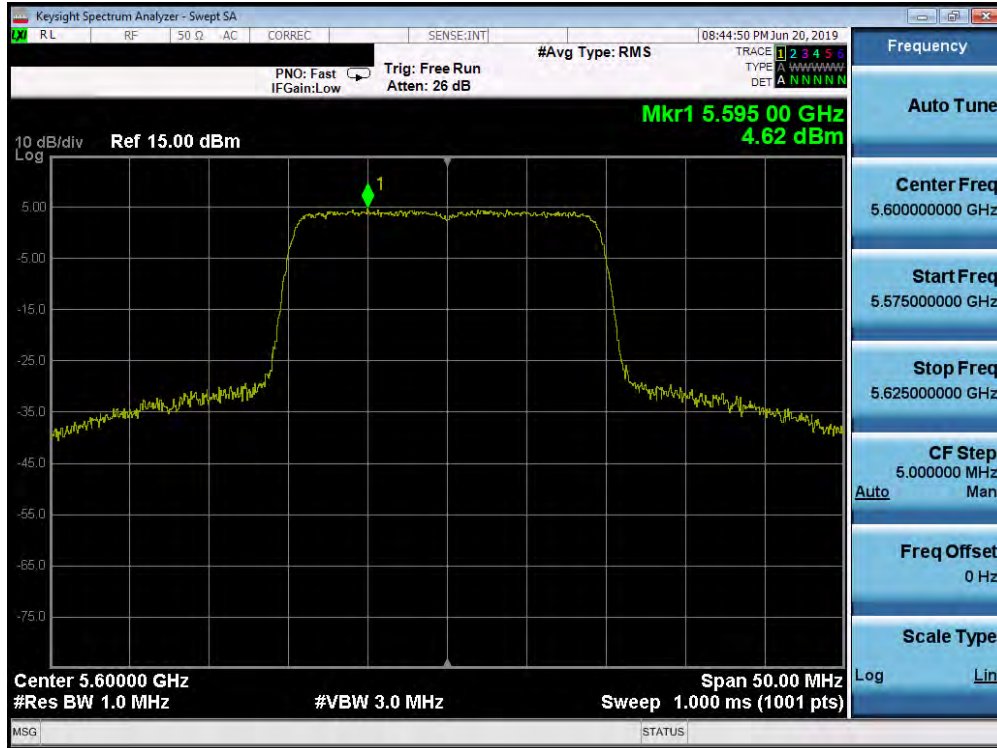
Plot 7-253. Power Spectral Density Plot MIMO ANT1 (40MHz BW 802.11ax – Full Tones (UNII Band 2A) – Ch. 54)



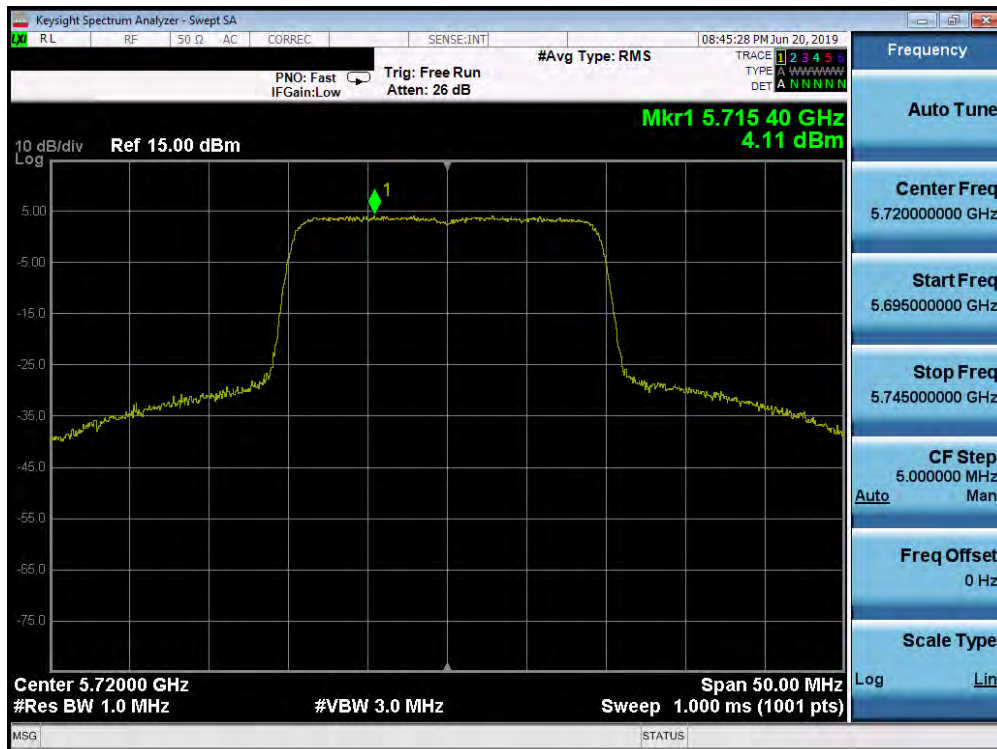
Plot 7-254. Power Spectral Density Plot MIMO ANT1 (40MHz BW 802.11ax – Full Tones (UNII Band 2A) – Ch. 62)

FCC ID: A3LSMN975U		MEASUREMENT REPORT (CERTIFICATION)		Approved by: Quality Manager
Test Report S/N: 1M1905200079-08.A3L	Test Dates: 05/20 - 07/09/2019	EUT Type: Portable Handset		Page 186 of 301





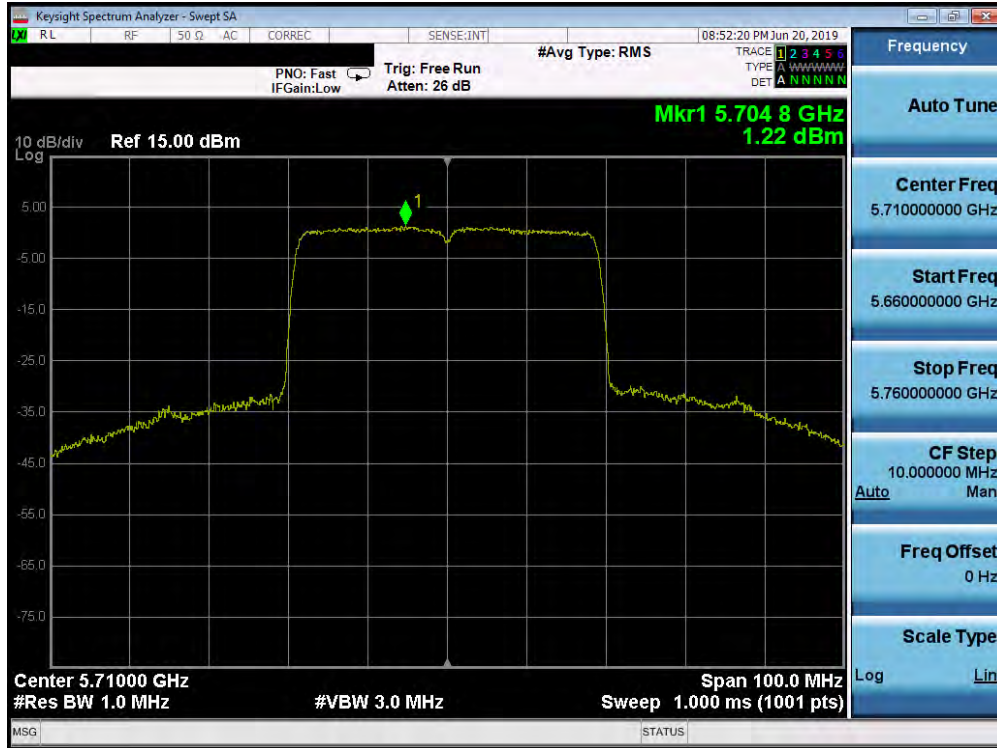
Plot 7-257. Power Spectral Density Plot MIMO ANT1 (20MHz BW 802.11ax – Full Tones (UNII Band 2C) – Ch. 120)



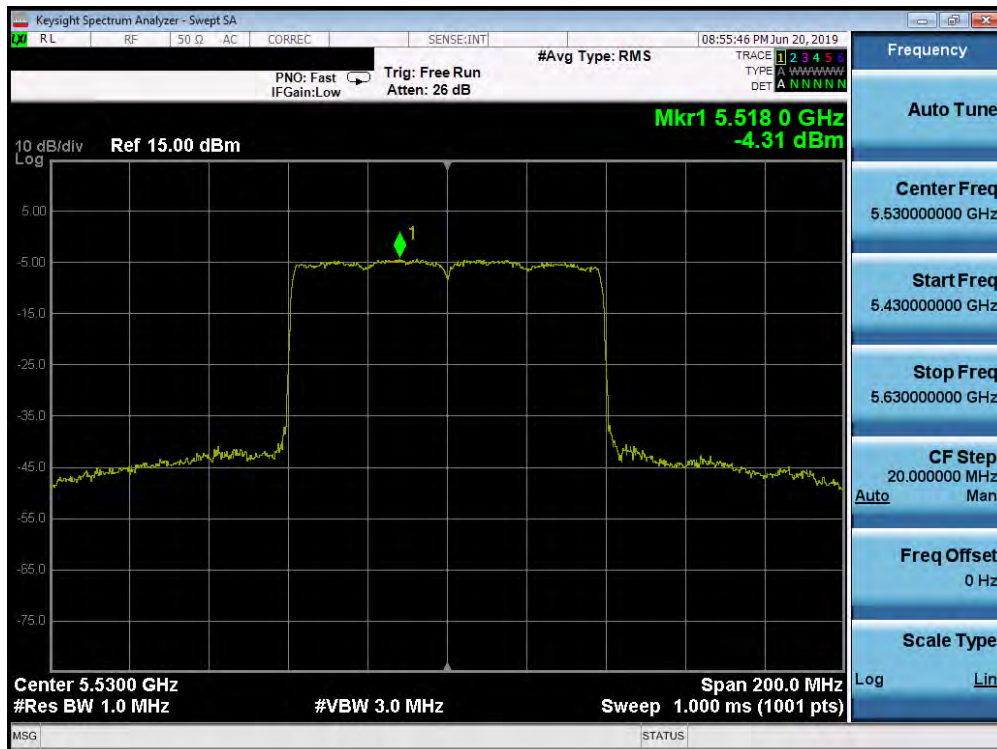
Plot 7-258. Power Spectral Density Plot MIMO ANT1 (20MHz BW 802.11ax – Full Tones (UNII Band 2C) – Ch. 144)

FCC ID: A3LSMN975U		MEASUREMENT REPORT (CERTIFICATION)		Approved by: Quality Manager
Test Report S/N: 1M1905200079-08.A3L	Test Dates: 05/20 - 07/09/2019	EUT Type: Portable Handset		Page 188 of 301



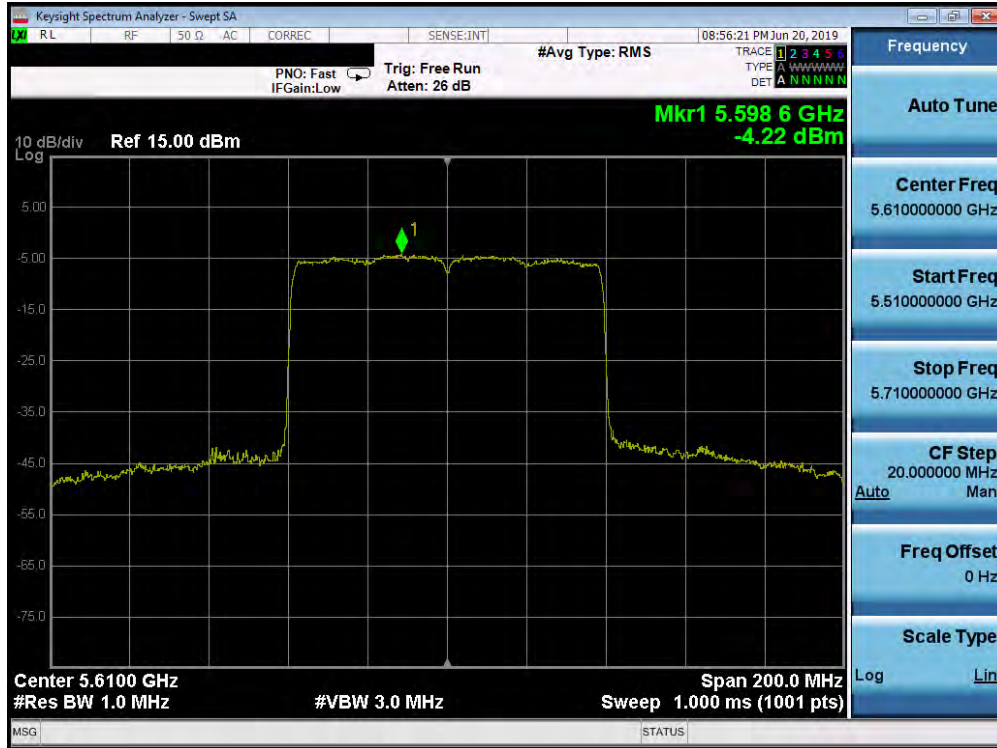


Plot 7-261. Power Spectral Density Plot MIMO ANT1 (40MHz BW 802.11ax – Full Tones (UNII Band 2C) – Ch. 142)



Plot 7-262. Power Spectral Density Plot MIMO ANT1 (80MHz BW 802.11ax – Full Tones (UNII Band 2C) – Ch. 106)

FCC ID: A3LSMN975U	PCTEST ENGINEERING LABORATORY, INC.	MEASUREMENT REPORT (CERTIFICATION)	SAMSUNG	Approved by: Quality Manager
Test Report S/N: 1M1905200079-08.A3L	Test Dates: 05/20 - 07/09/2019	EUT Type: Portable Handset		Page 190 of 301

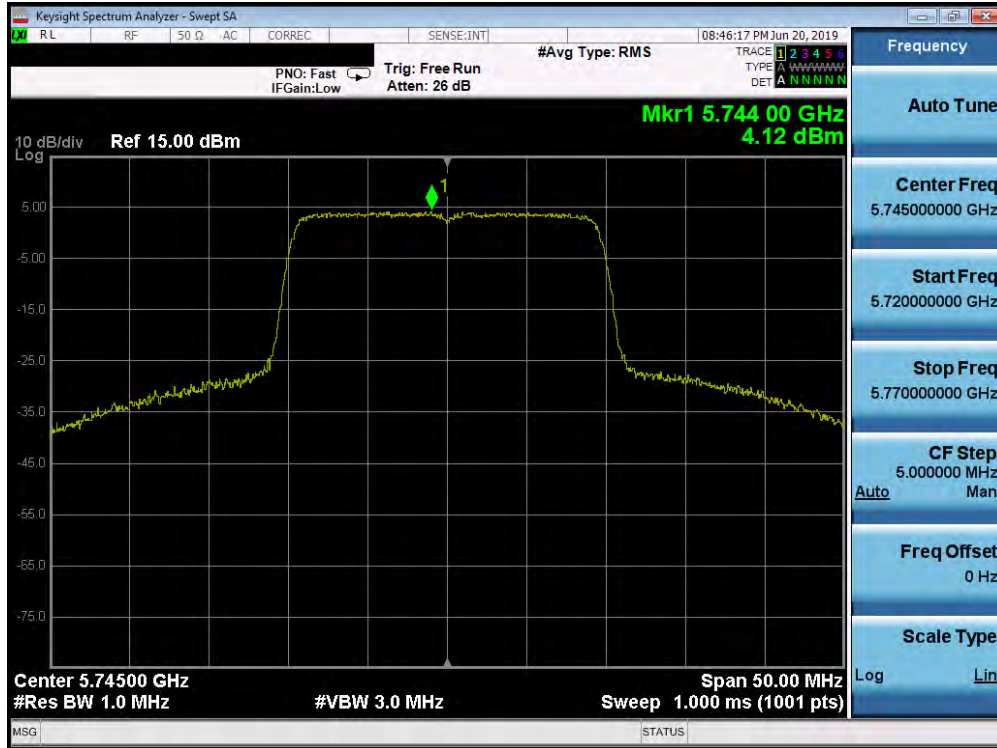


Plot 7-263. Power Spectral Density Plot MIMO ANT1 (80MHz BW 802.11ax – Full Tones (UNII Band 2C) – Ch. 122)

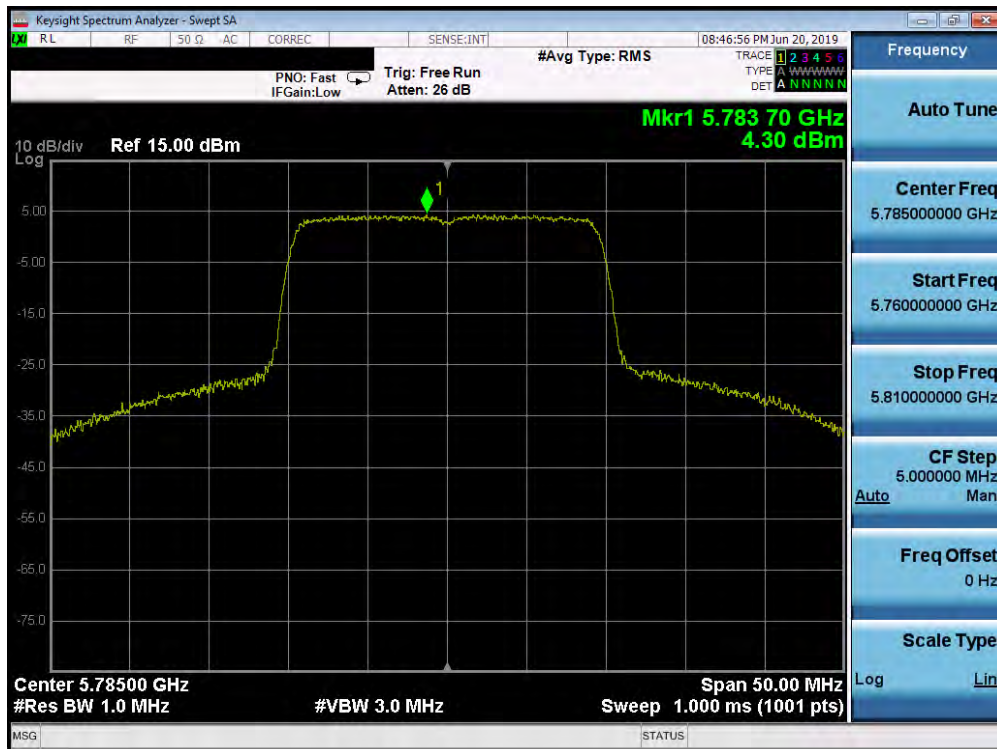


Plot 7-264. Power Spectral Density Plot MIMO ANT1 (80MHz BW 802.11ax – Full Tones (UNII Band 2C) – Ch. 138)

FCC ID: A3LSMN975U		MEASUREMENT REPORT (CERTIFICATION)		Approved by: Quality Manager
Test Report S/N: 1M1905200079-08.A3L	Test Dates: 05/20 - 07/09/2019	EUT Type: Portable Handset		Page 191 of 301

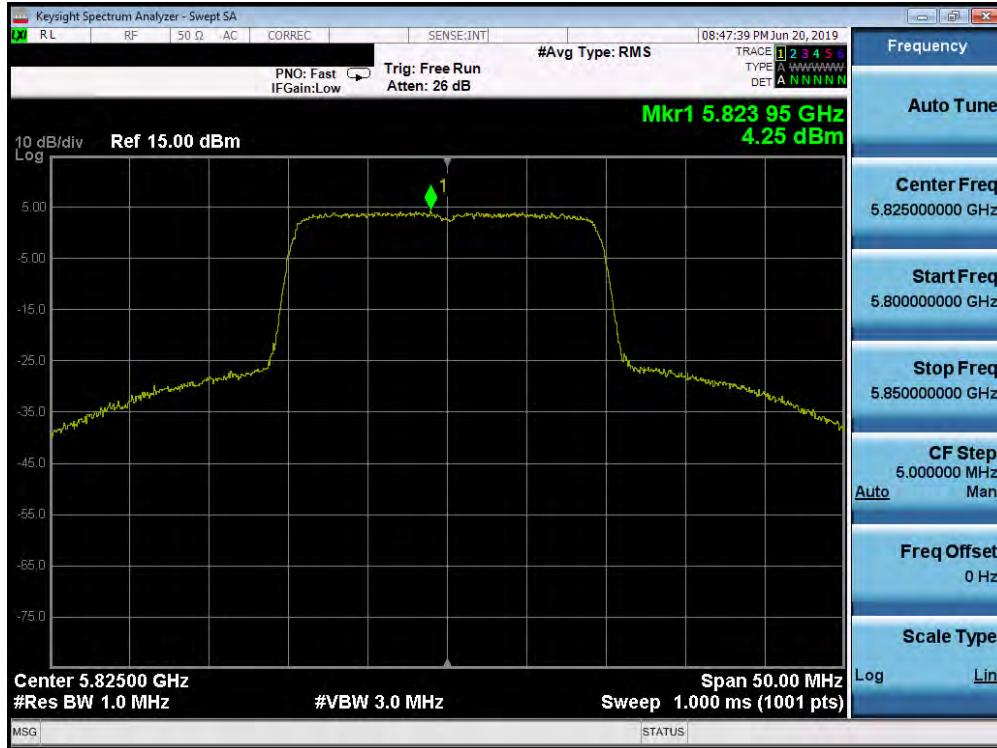


Plot 7-265. Power Spectral Density Plot MIMO ANT1 (20MHz BW 802.11ax – Full Tones (UNII Band 3) – Ch. 149)

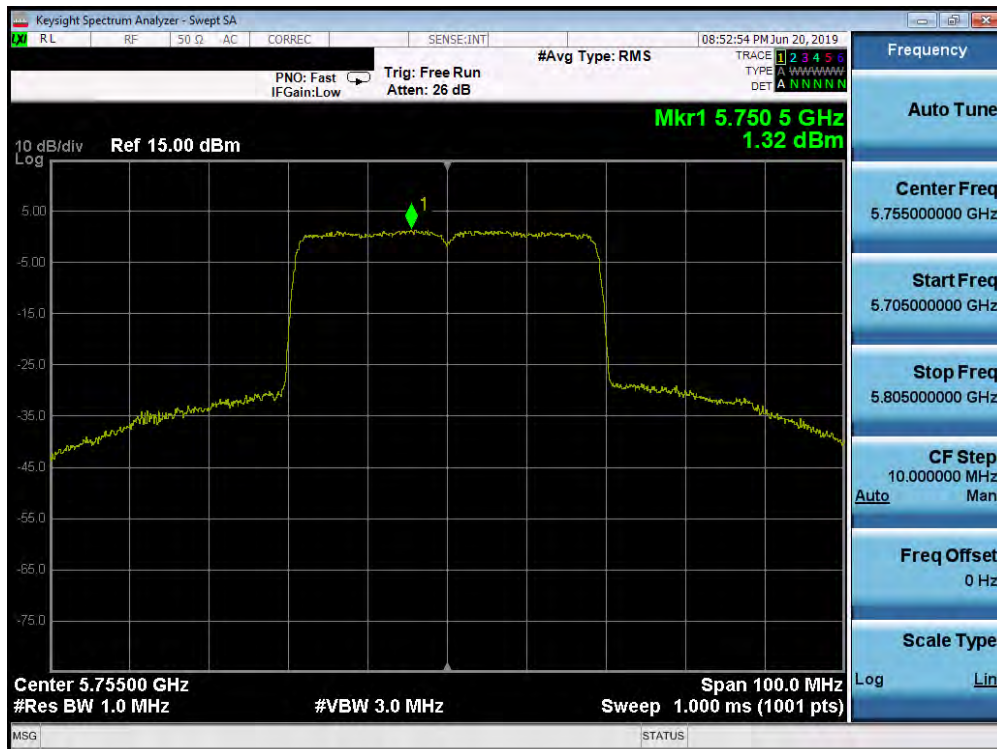


Plot 7-266. Power Spectral Density Plot MIMO ANT1 (20MHz BW 802.11ax – Full Tones (UNII Band 3) – Ch. 157)

FCC ID: A3LSMN975U		MEASUREMENT REPORT (CERTIFICATION)		Approved by: Quality Manager
Test Report S/N: 1M1905200079-08.A3L	Test Dates: 05/20 - 07/09/2019	EUT Type: Portable Handset		Page 192 of 301

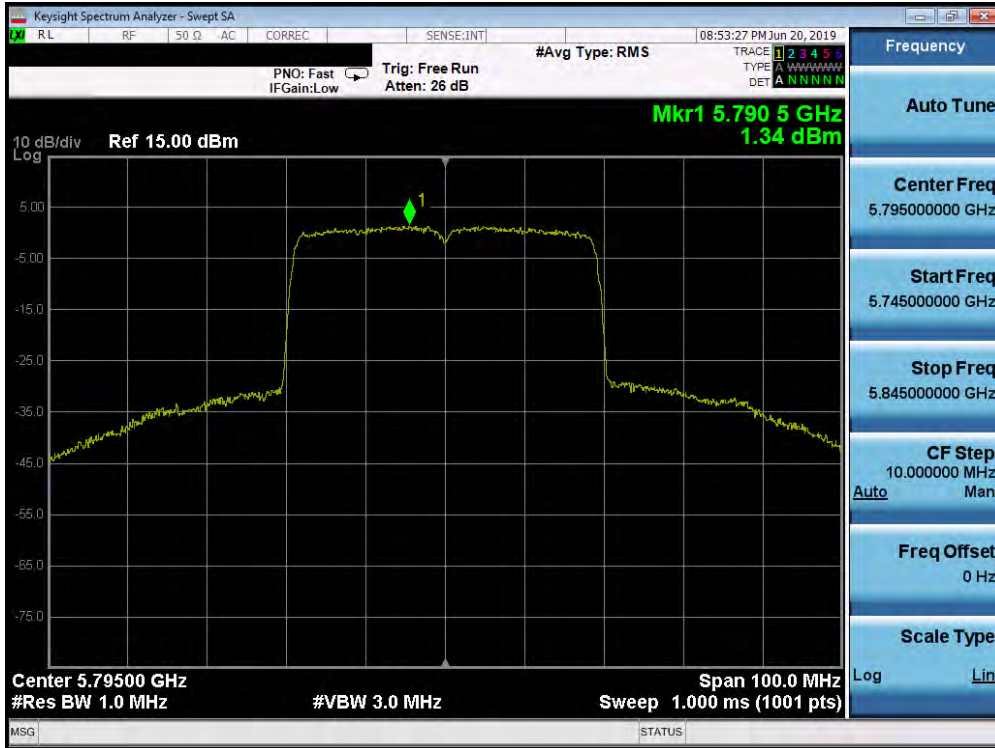


Plot 7-267. Power Spectral Density Plot MIMO ANT1 (20MHz BW 802.11ax – Full Tones (UNII Band 3) – Ch. 165)

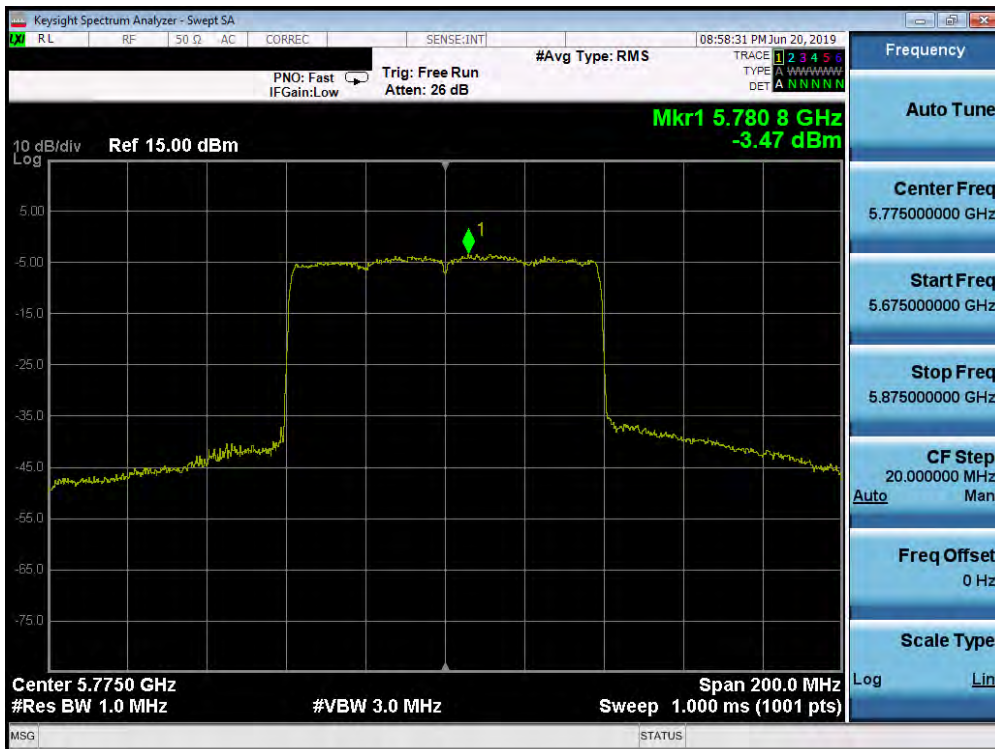


Plot 7-268. Power Spectral Density Plot MIMO ANT1 (40MHz BW 802.11ax – Full Tones (UNII Band 3) – Ch. 151)

FCC ID: A3LSMN975U		MEASUREMENT REPORT (CERTIFICATION)		Approved by: Quality Manager
Test Report S/N: 1M1905200079-08.A3L	Test Dates: 05/20 - 07/09/2019	EUT Type: Portable Handset		Page 193 of 301



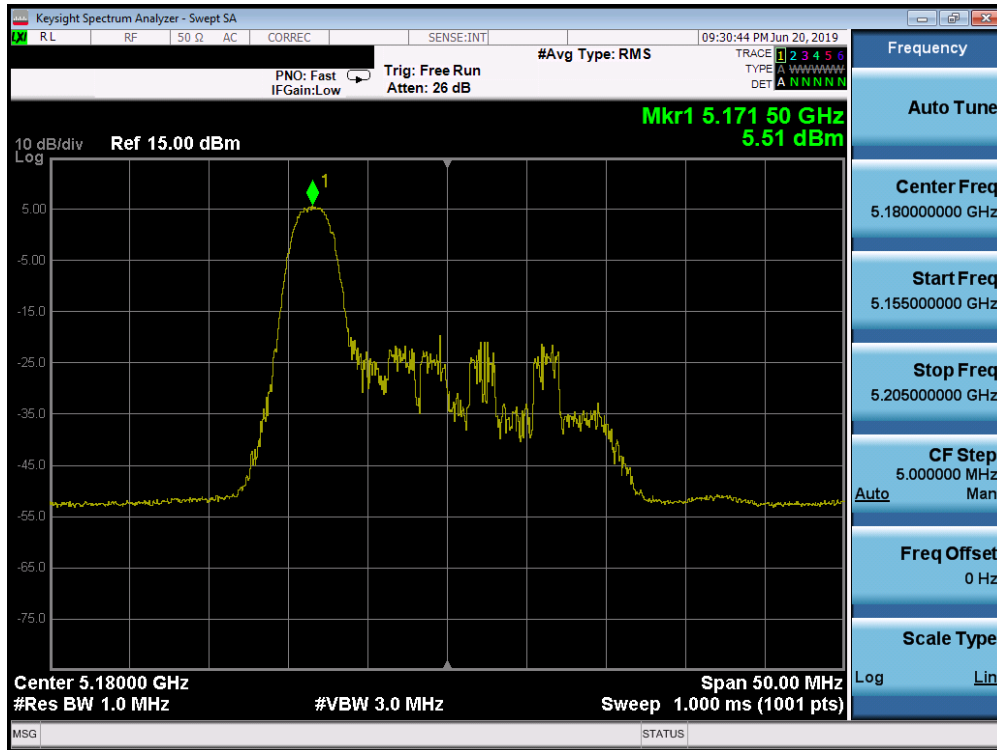
Plot 7-269. Power Spectral Density Plot MIMO ANT1 (40MHz BW 802.11ax – Full Tones (UNII Band 3) – Ch. 159)



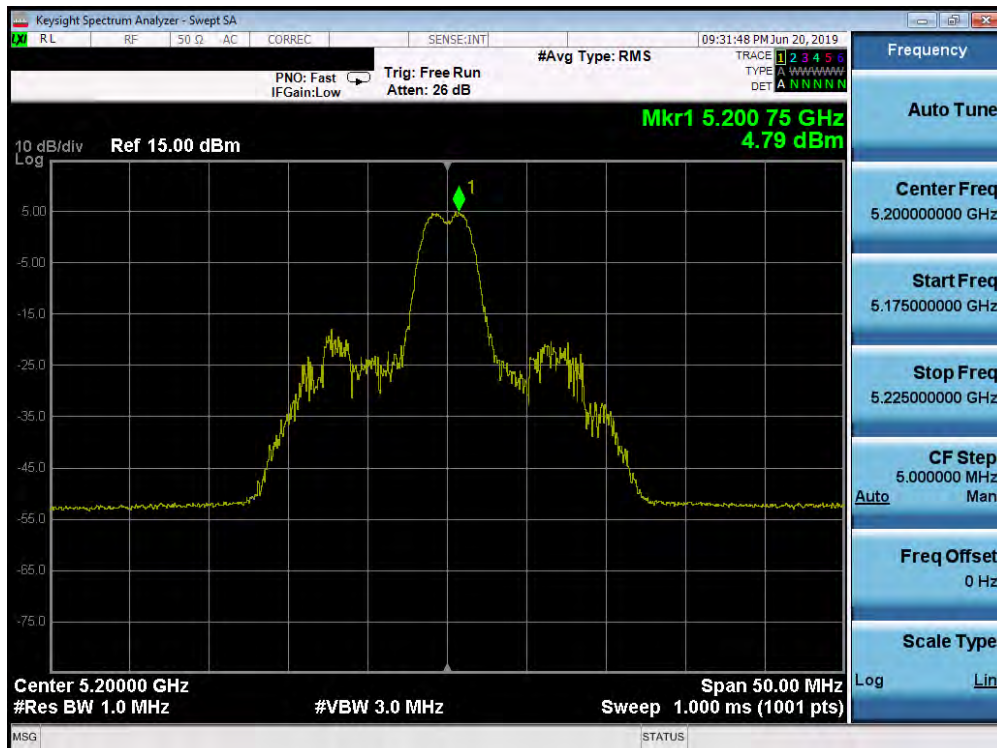
Plot 7-270. Power Spectral Density Plot MIMO ANT1 (80MHz BW 802.11ax – Full Tones (UNII Band 3) – Ch. 155)

FCC ID: A3LSMN975U		MEASUREMENT REPORT (CERTIFICATION)		Approved by: Quality Manager
Test Report S/N: 1M1905200079-08.A3L	Test Dates: 05/20 - 07/09/2019	EUT Type: Portable Handset		Page 194 of 301

## MIMO Antenna-2 Power Spectral Density Measurements (26 Tones)

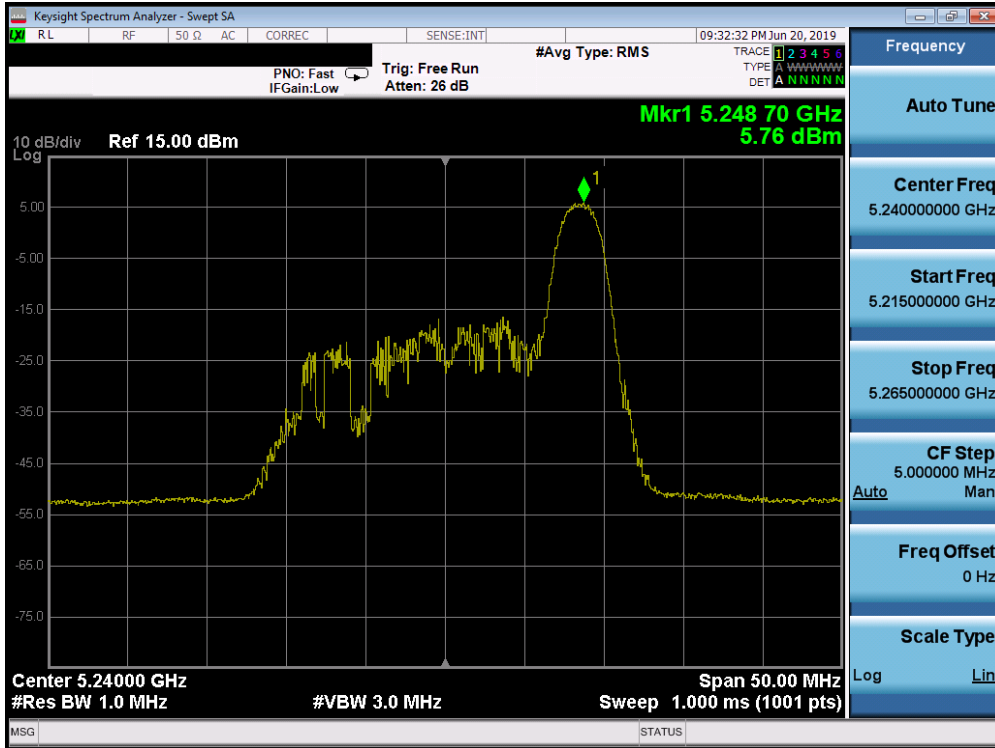


Plot 7-271. Power Spectral Density Plot MIMO ANT2 (20MHz BW 802.11ax – 26 Tones (UNII Band 1) – Ch. 36)

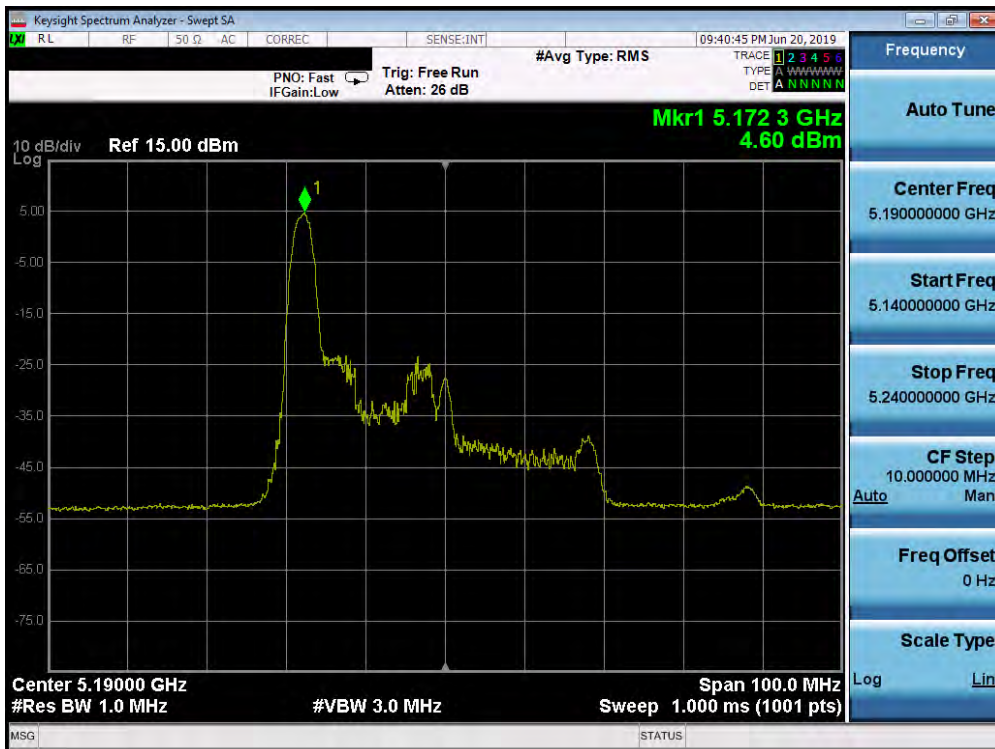


Plot 7-272. Power Spectral Density Plot MIMO ANT2 (20MHz BW 802.11ax – 26 Tones (UNII Band 1) – Ch. 40)

FCC ID: A3LSMN975U		MEASUREMENT REPORT (CERTIFICATION)		Approved by: Quality Manager
Test Report S/N: 1M1905200079-08.A3L	Test Dates: 05/20 - 07/09/2019	EUT Type: Portable Handset		Page 195 of 301

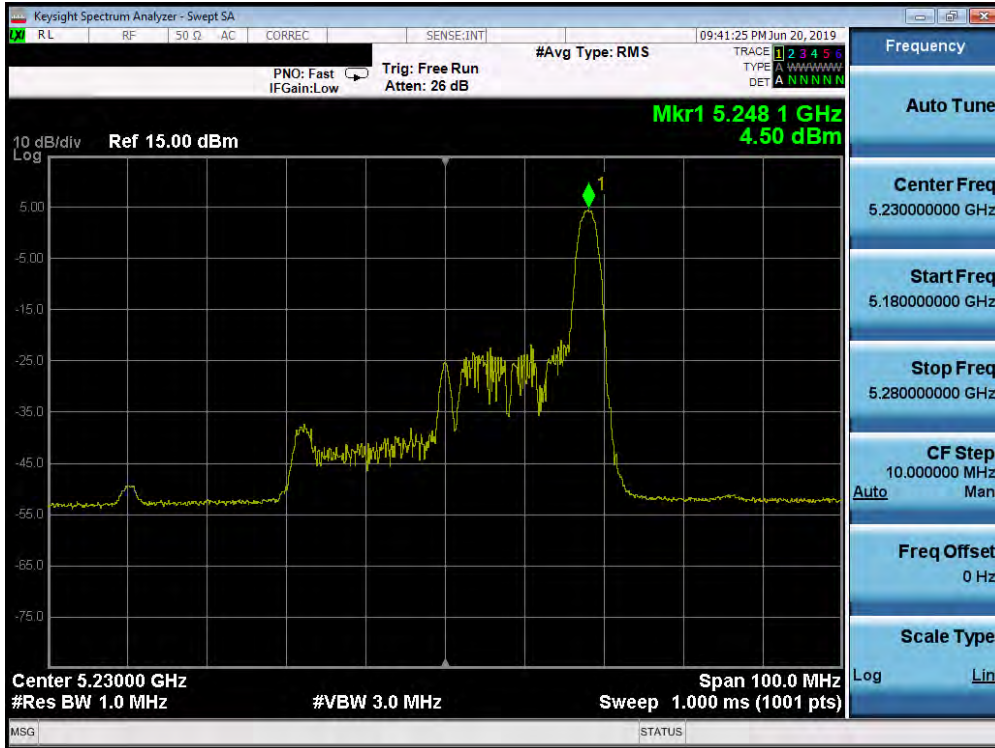


Plot 7-273. Power Spectral Density Plot MIMO ANT2 (20MHz BW 802.11ax – 26 Tones (UNII Band 1) – Ch. 48)

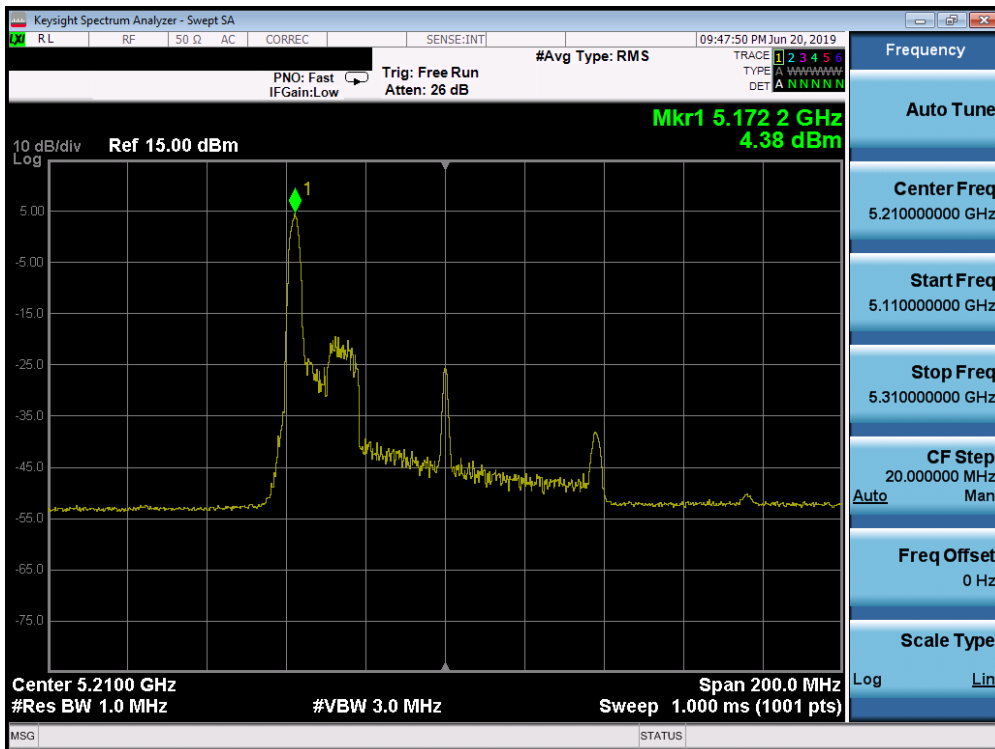


Plot 7-274. Power Spectral Density Plot MIMO ANT2 (40MHz BW 802.11ax – 26 Tones (UNII Band 1) – Ch. 38)

FCC ID: A3LSMN975U		MEASUREMENT REPORT (CERTIFICATION)		Approved by: Quality Manager
Test Report S/N: 1M1905200079-08.A3L	Test Dates: 05/20 - 07/09/2019	EUT Type: Portable Handset		Page 196 of 301

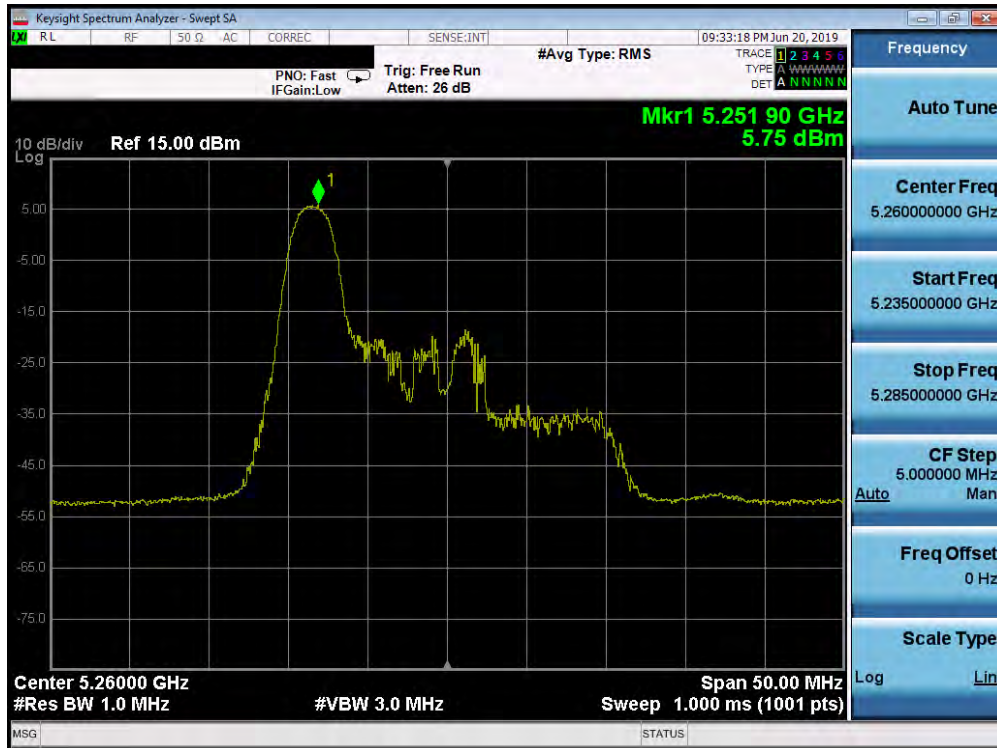


Plot 7-275. Power Spectral Density Plot MIMO ANT2 (40MHz BW 802.11ax – 26 Tones (UNII Band 1) – Ch. 46)

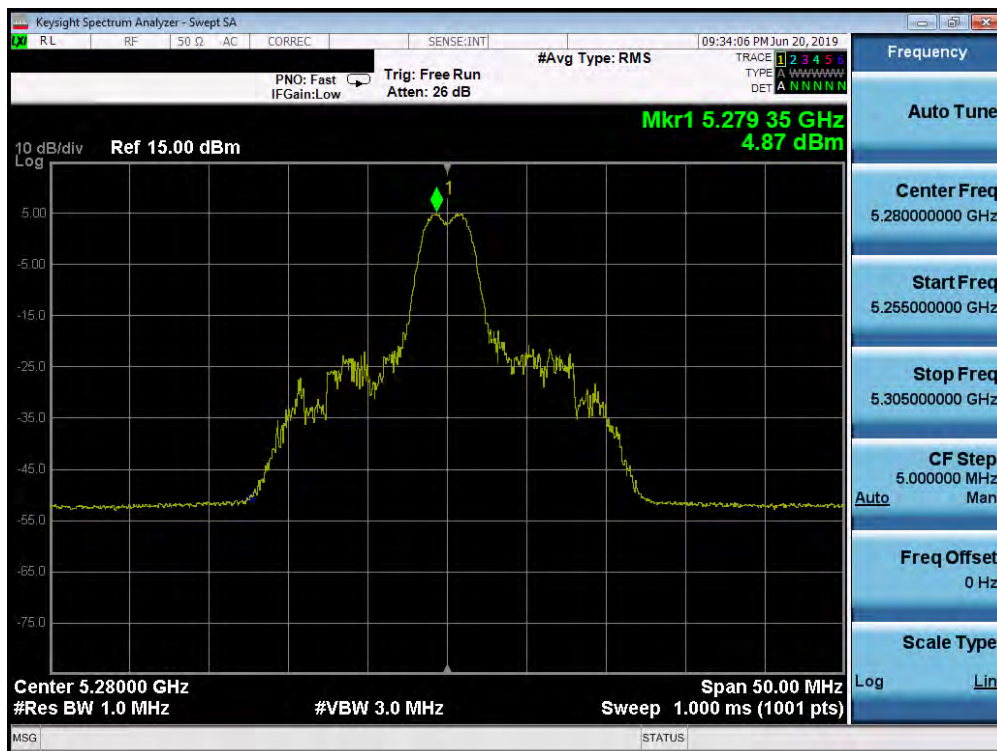


Plot 7-276. Power Spectral Density Plot MIMO ANT2 (80MHz BW 802.11ax – 26 Tones (UNII Band 1) – Ch. 42)

FCC ID: A3LSMN975U		<b>MEASUREMENT REPORT (CERTIFICATION)</b>		Approved by: Quality Manager
Test Report S/N: 1M1905200079-08.A3L	Test Dates: 05/20 - 07/09/2019	EUT Type: Portable Handset		Page 197 of 301

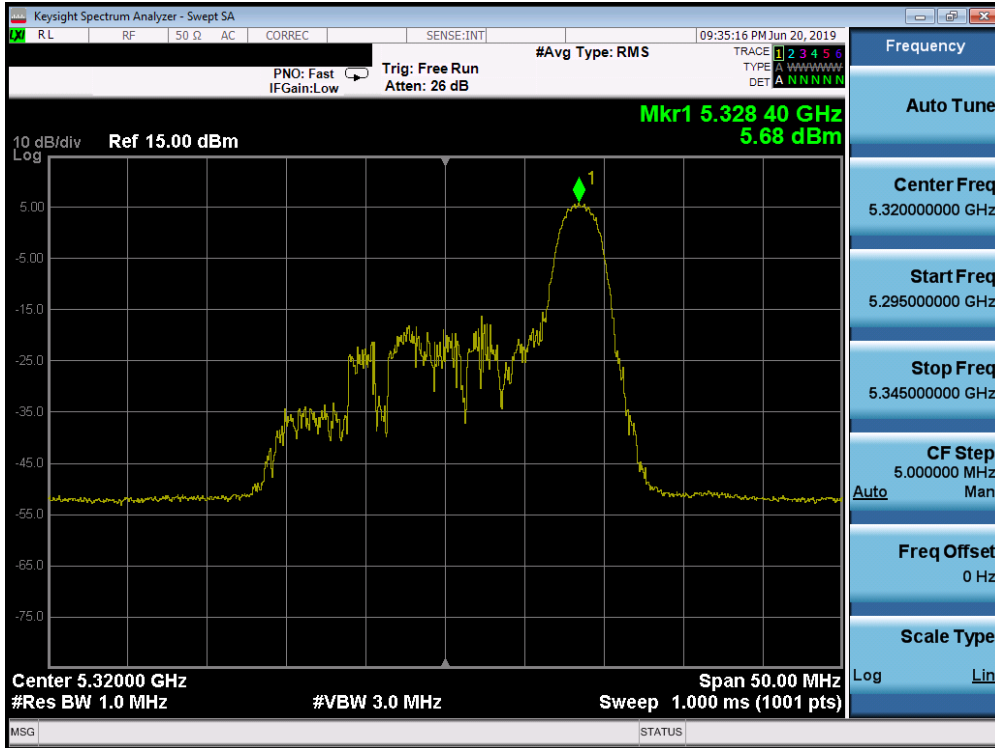


Plot 7-277. Power Spectral Density Plot MIMO ANT2 (20MHz BW 802.11ax – 26 Tones (UNII Band 2A) – Ch. 52)

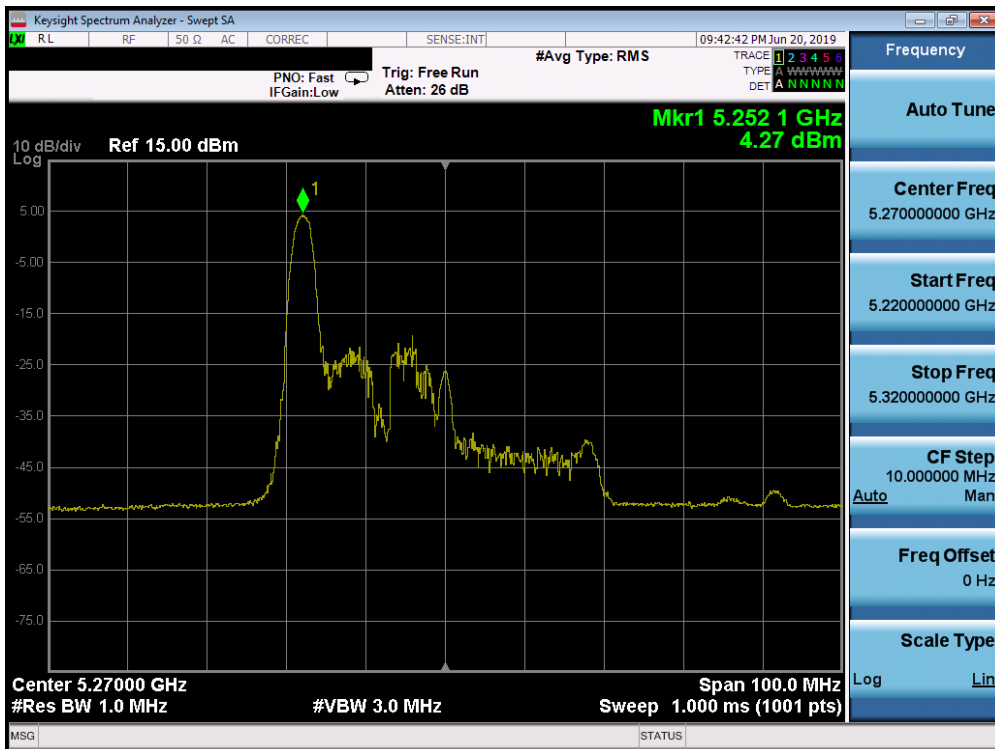


Plot 7-278. Power Spectral Density Plot MIMO ANT2 (20MHz BW 802.11ax – 26 Tones (UNII Band 2A) – Ch. 56)

FCC ID: A3LSMN975U		MEASUREMENT REPORT (CERTIFICATION)		Approved by: Quality Manager
Test Report S/N: 1M1905200079-08.A3L	Test Dates: 05/20 - 07/09/2019	EUT Type: Portable Handset		Page 198 of 301

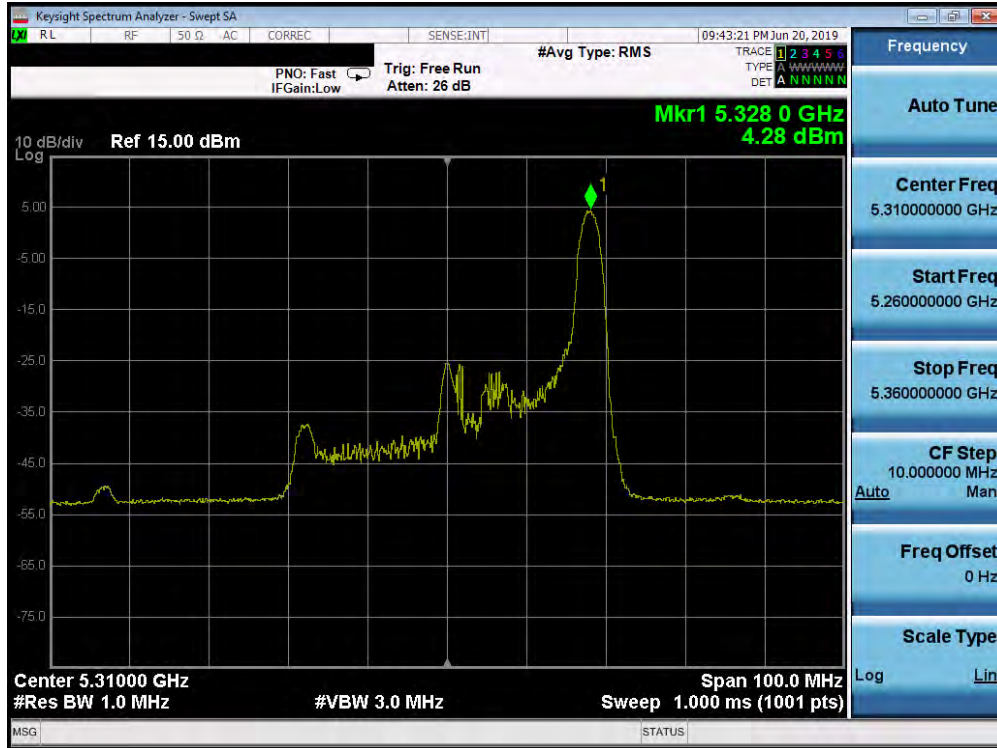


Plot 7-279. Power Spectral Density Plot MIMO ANT2 (20MHz BW 802.11ax – 26 Tones (UNII Band 2A) – Ch. 64)

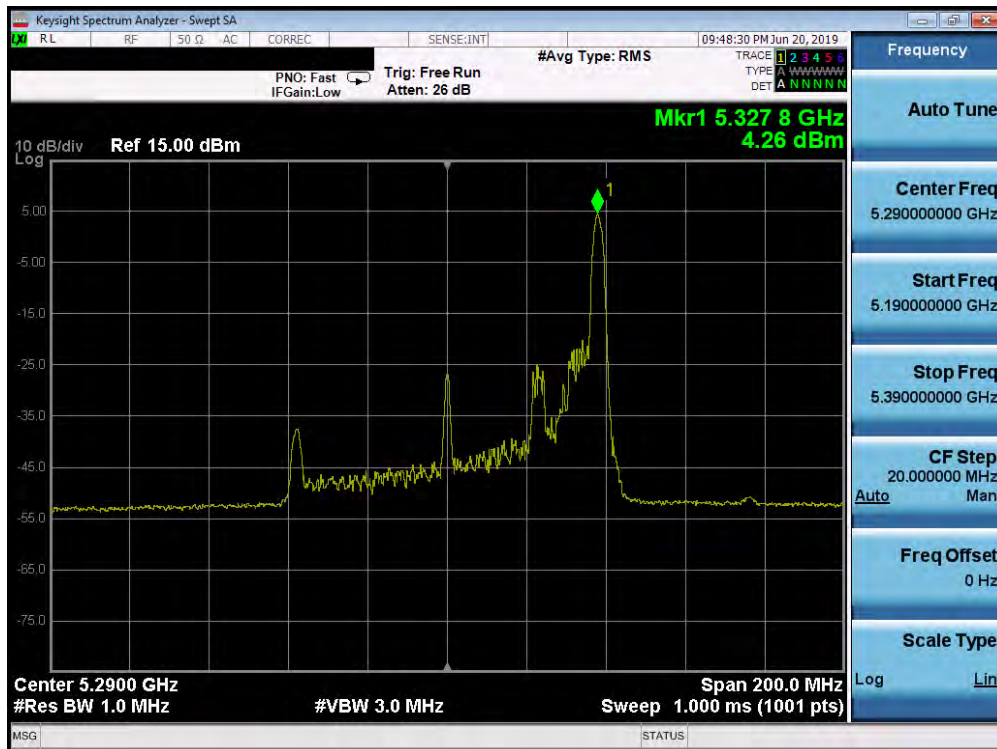


Plot 7-280. Power Spectral Density Plot MIMO ANT2 (40MHz BW 802.11ax – 26 Tones (UNII Band 2A) – Ch. 54)

FCC ID: A3LSMN975U		MEASUREMENT REPORT (CERTIFICATION)		Approved by: Quality Manager
Test Report S/N: 1M1905200079-08.A3L	Test Dates: 05/20 - 07/09/2019	EUT Type: Portable Handset		Page 199 of 301

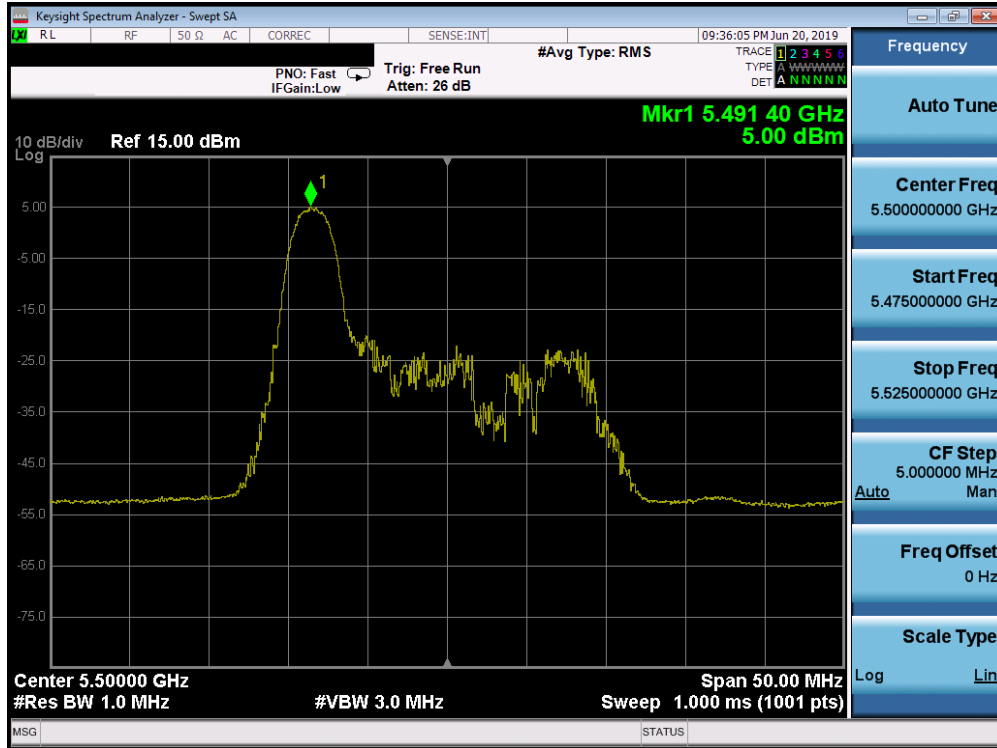


Plot 7-281. Power Spectral Density Plot MIMO ANT2 (40MHz BW 802.11ax – 26 Tones (UNII Band 2A) – Ch. 62)

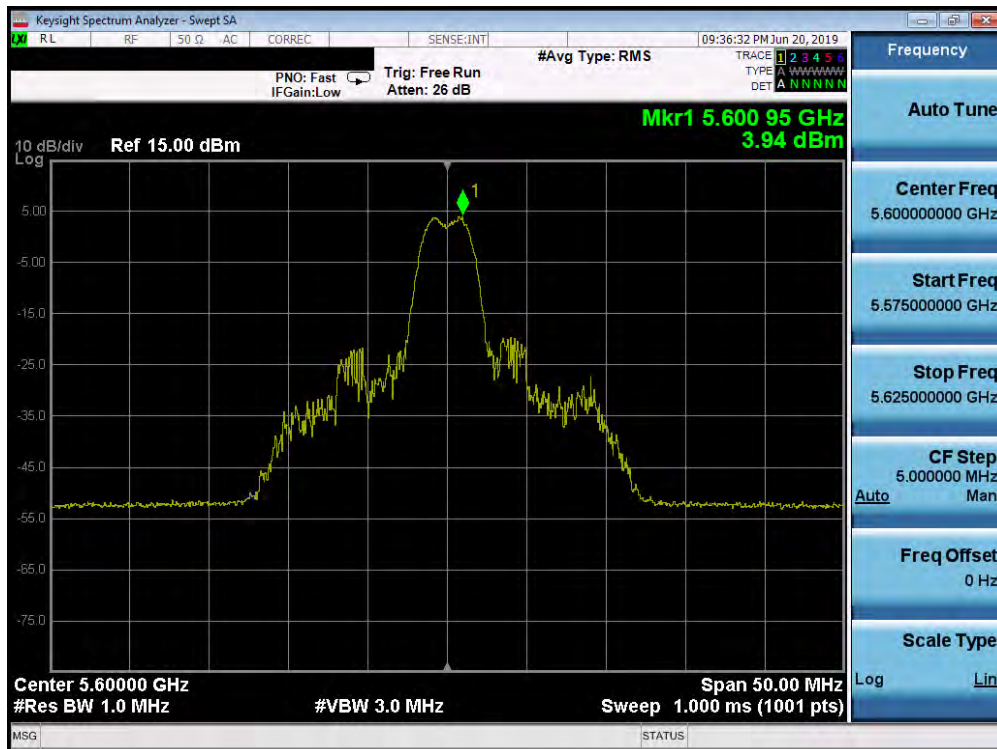


Plot 7-282. Power Spectral Density Plot MIMO ANT2 (80MHz BW 802.11ax – 26 Tones (UNII Band 2A) – Ch. 58)

FCC ID: A3LSMN975U		<b>MEASUREMENT REPORT (CERTIFICATION)</b>		Approved by: Quality Manager
Test Report S/N: 1M1905200079-08.A3L	Test Dates: 05/20 - 07/09/2019	EUT Type: Portable Handset		Page 200 of 301

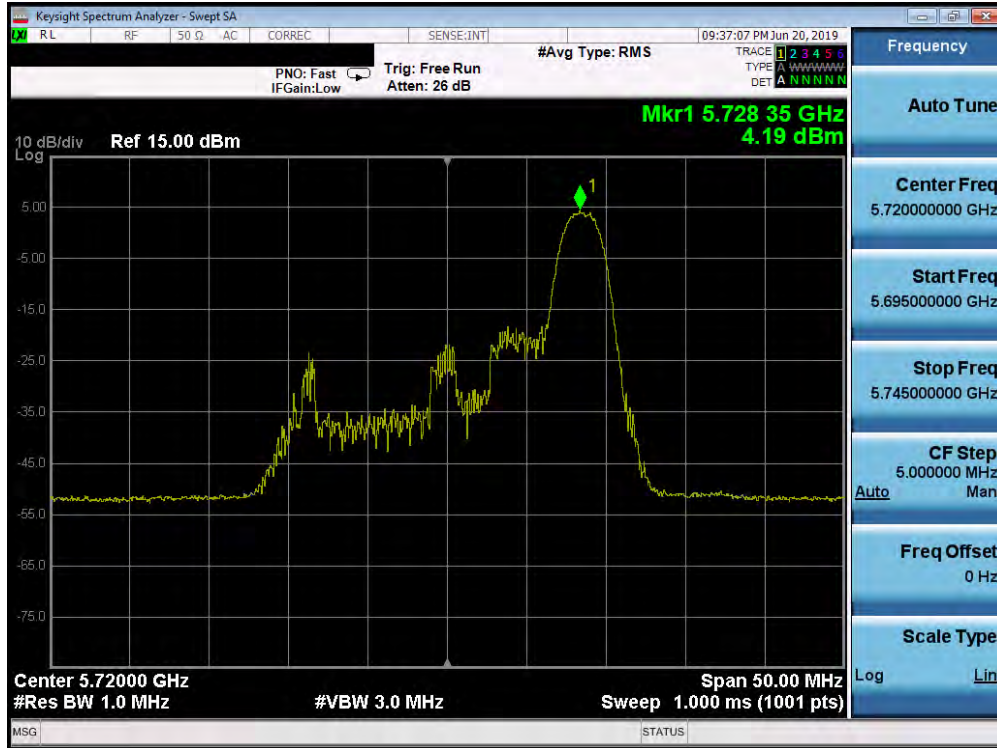


Plot 7-283. Power Spectral Density Plot MIMO ANT2 (20MHz BW 802.11ax – 26 Tones (UNII Band 2C) – Ch. 100)

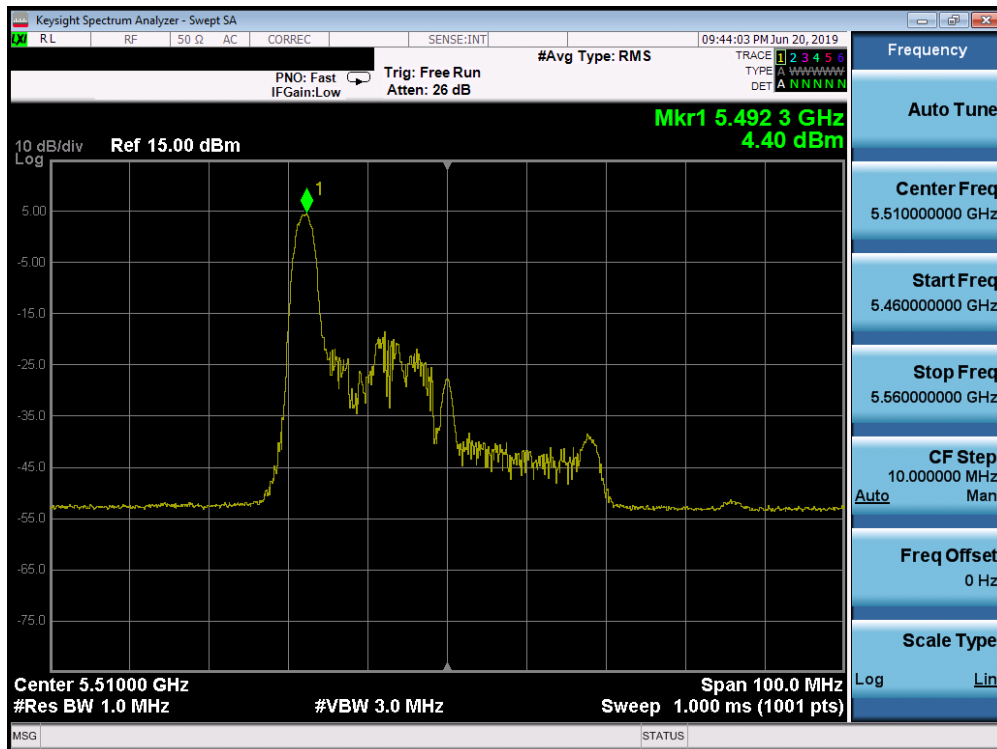


Plot 7-284. Power Spectral Density Plot MIMO ANT2 (20MHz BW 802.11ax – 26 Tones (UNII Band 2C) – Ch. 120)

FCC ID: A3LSMN975U		<b>MEASUREMENT REPORT (CERTIFICATION)</b>		Approved by: Quality Manager
Test Report S/N: 1M1905200079-08.A3L	Test Dates: 05/20 - 07/09/2019	EUT Type: Portable Handset		Page 201 of 301

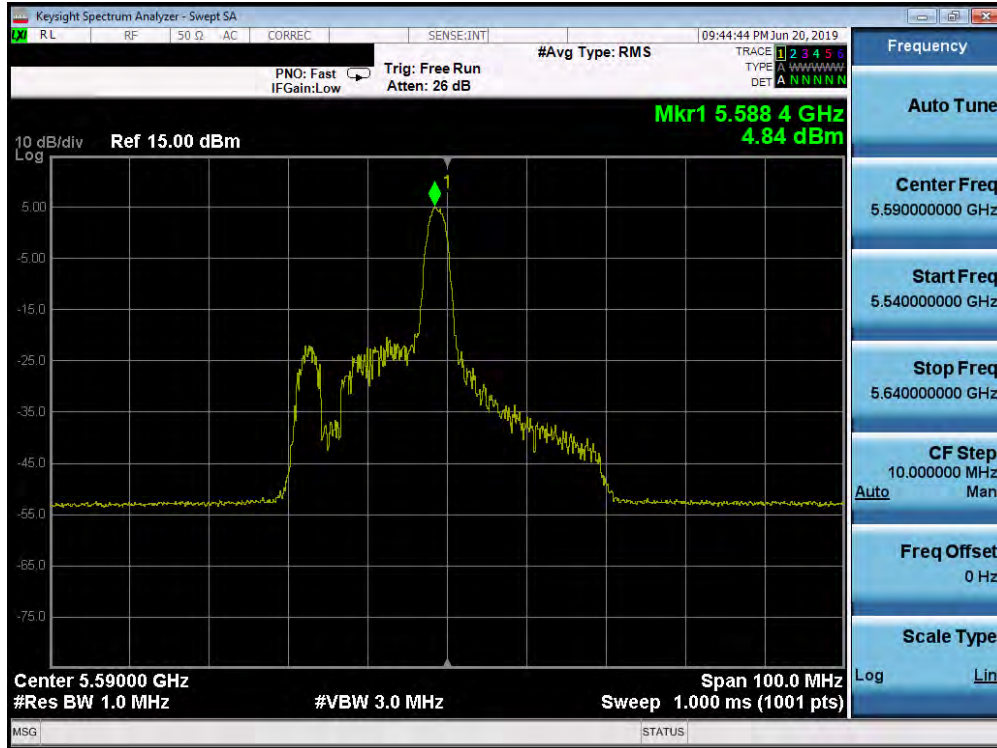


Plot 7-285. Power Spectral Density Plot MIMO ANT2 (20MHz BW 802.11ax – 26 Tones (UNII Band 2C) – Ch. 144)

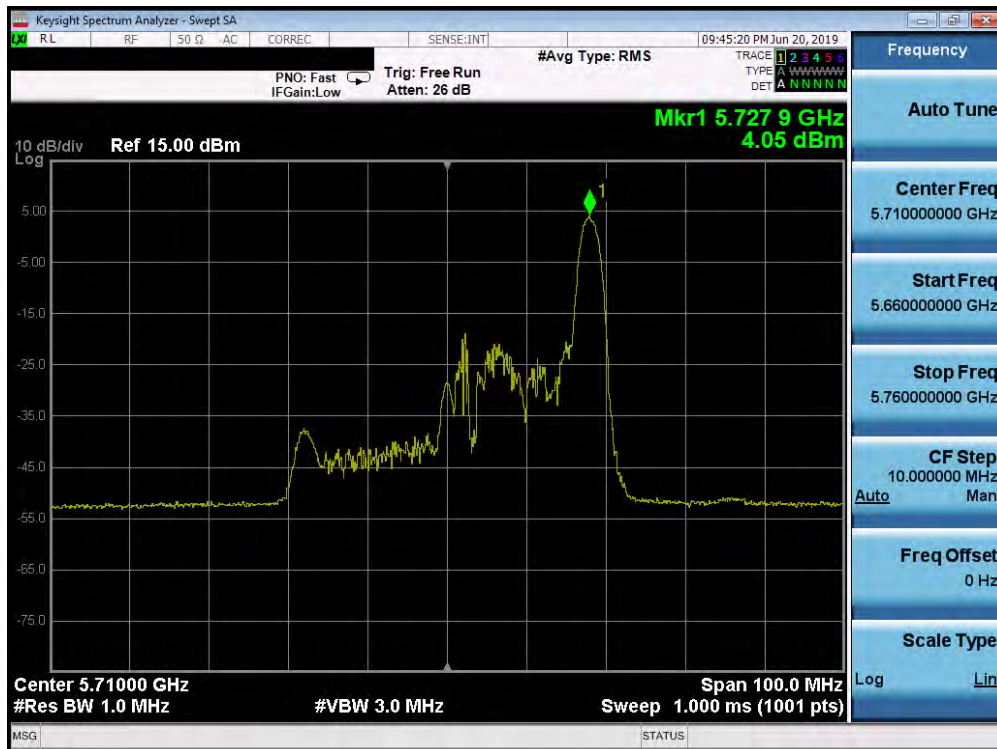


Plot 7-286. Power Spectral Density Plot MIMO ANT2 (40MHz BW 802.11ax – 26 Tones (UNII Band 2C) – Ch. 102)

FCC ID: A3LSMN975U		<b>MEASUREMENT REPORT (CERTIFICATION)</b>		Approved by: Quality Manager
Test Report S/N: 1M1905200079-08.A3L	Test Dates: 05/20 - 07/09/2019	EUT Type: Portable Handset		Page 202 of 301

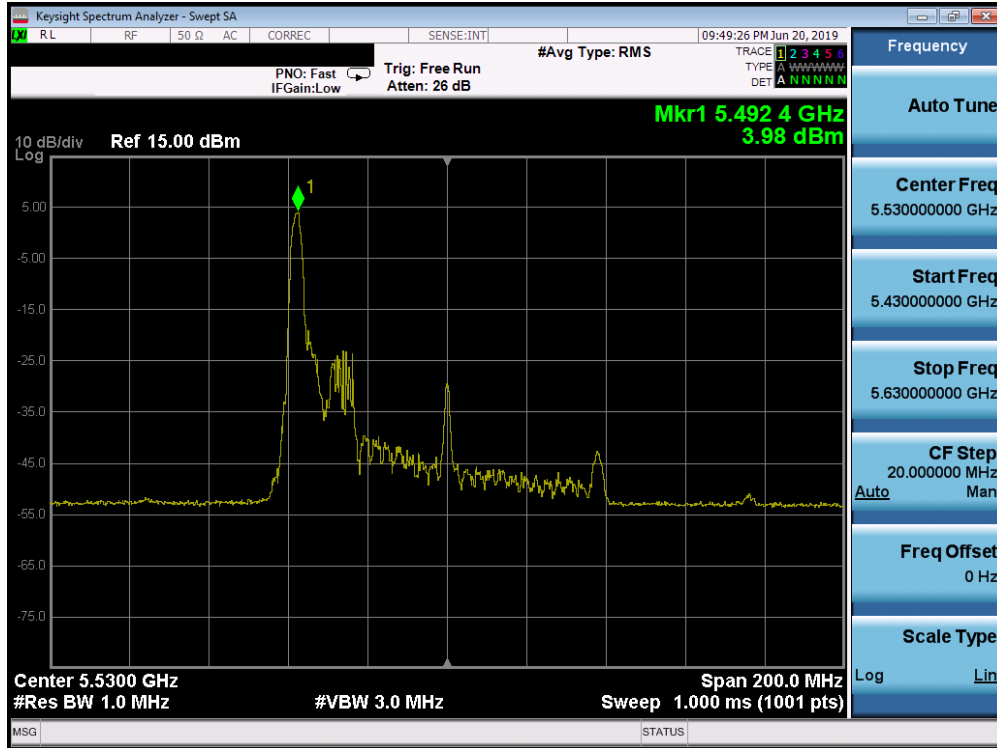


Plot 7-287. Power Spectral Density Plot MIMO ANT2 (40MHz BW 802.11ax – 26 Tones (UNII Band 2C) – Ch. 118)

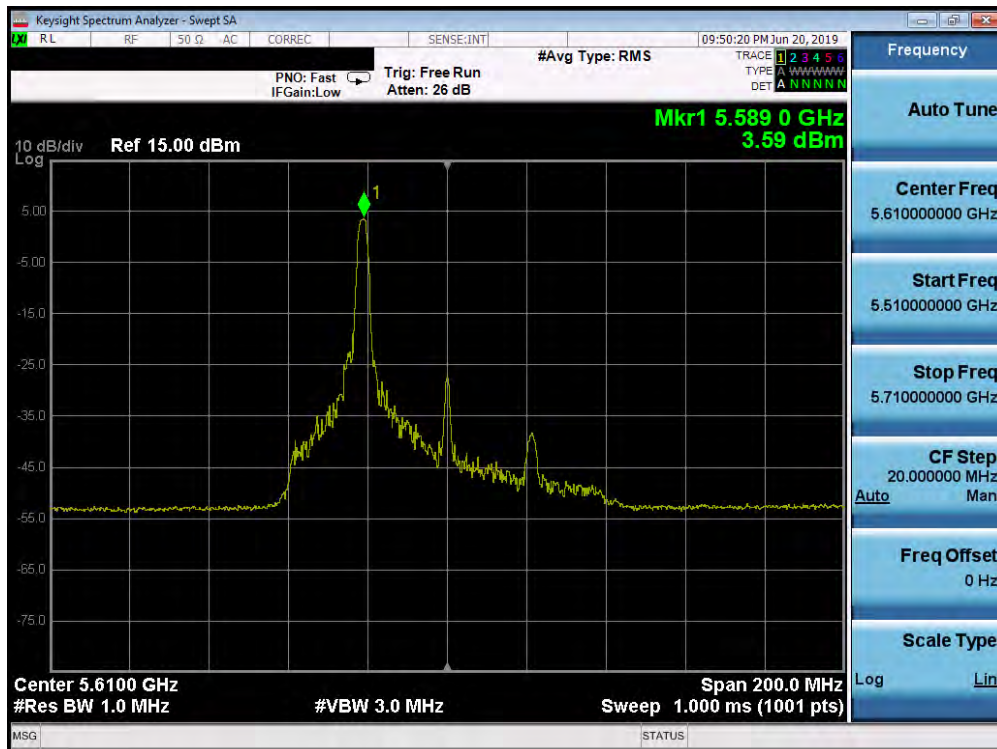


Plot 7-288. Power Spectral Density Plot MIMO ANT2 (40MHz BW 802.11ax – 26 Tones (UNII Band 2C) – Ch. 142)

FCC ID: A3LSMN975U		MEASUREMENT REPORT (CERTIFICATION)		Approved by: Quality Manager
Test Report S/N: 1M1905200079-08.A3L	Test Dates: 05/20 - 07/09/2019	EUT Type: Portable Handset		Page 203 of 301

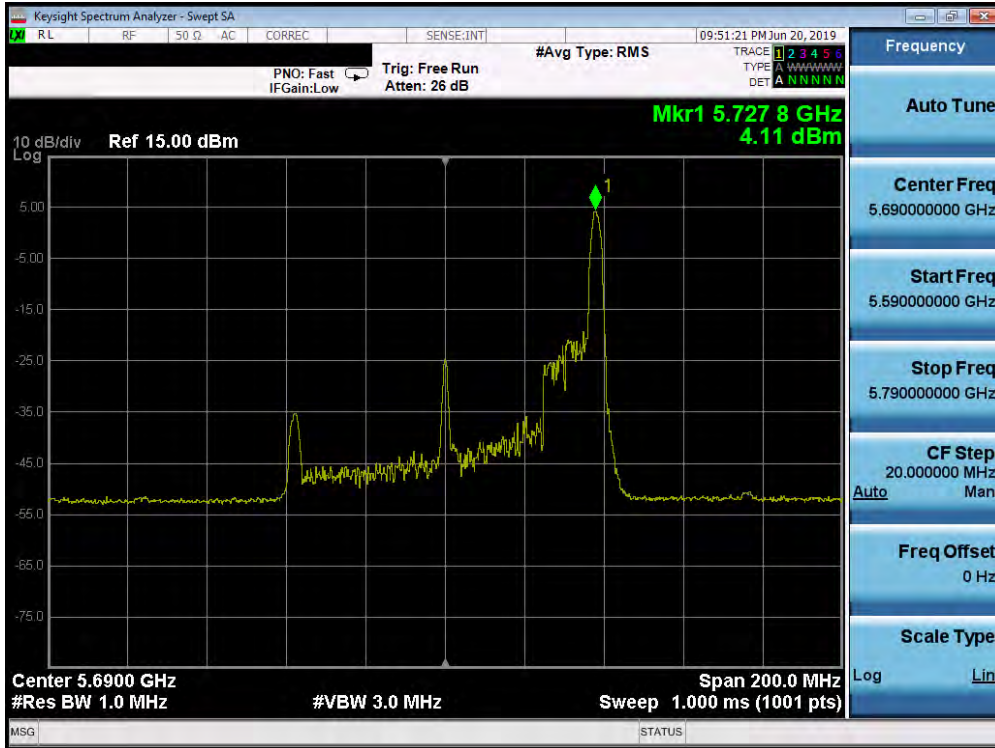


Plot 7-289. Power Spectral Density Plot MIMO ANT2 (80MHz BW 802.11ax – 26 Tones (UNII Band 2C) – Ch. 106)

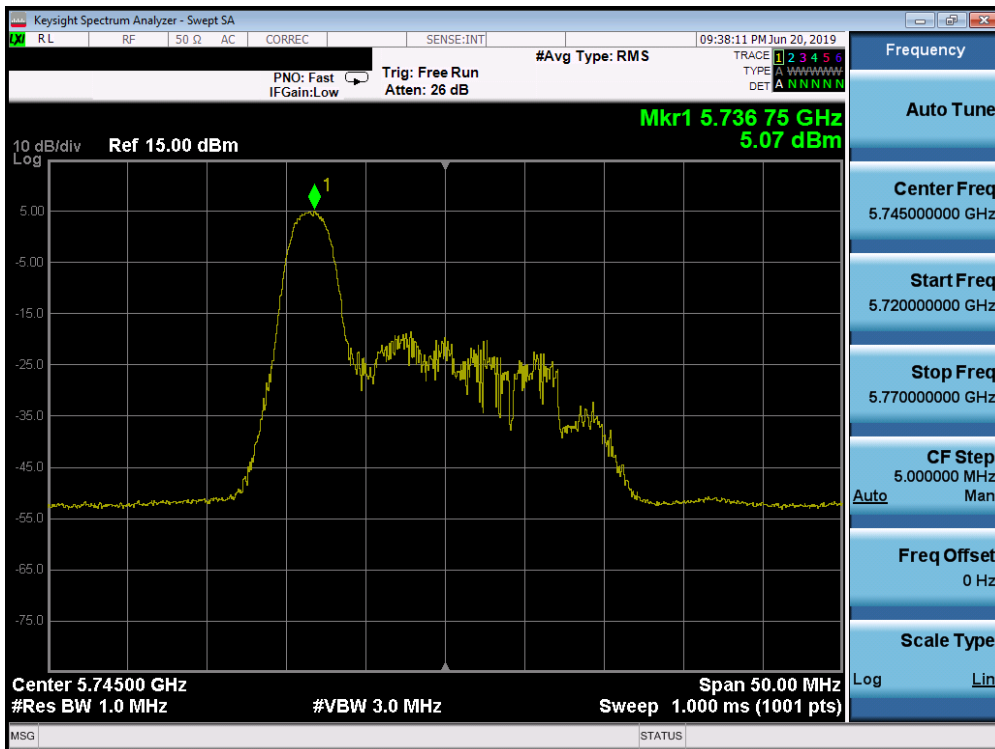


Plot 7-290. Power Spectral Density Plot MIMO ANT2 (80MHz BW 802.11ax – 26 Tones (UNII Band 2C) – Ch. 122)

FCC ID: A3LSMN975U		MEASUREMENT REPORT (CERTIFICATION)		Approved by: Quality Manager
Test Report S/N: 1M1905200079-08.A3L	Test Dates: 05/20 - 07/09/2019	EUT Type: Portable Handset		Page 204 of 301



Plot 7-291. Power Spectral Density Plot MIMO ANT2 (80MHz BW 802.11ax – 26 Tones (UNII Band 2C) – Ch. 138)

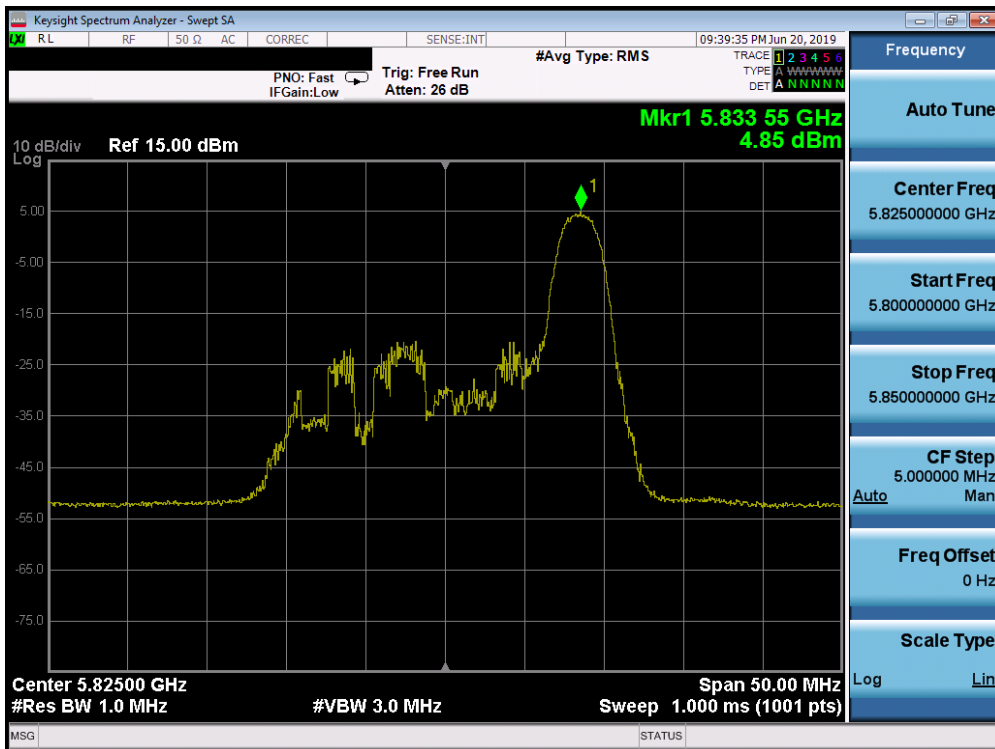


Plot 7-292. Power Spectral Density Plot MIMO ANT2 (20MHz BW 802.11ax – 26 Tones (UNII Band 3) – Ch. 149)

FCC ID: A3LSMN975U	 <b>MEASUREMENT REPORT (CERTIFICATION)</b>			Approved by: Quality Manager
Test Report S/N: 1M1905200079-08.A3L	Test Dates: 05/20 - 07/09/2019	EUT Type: Portable Handset		Page 205 of 301

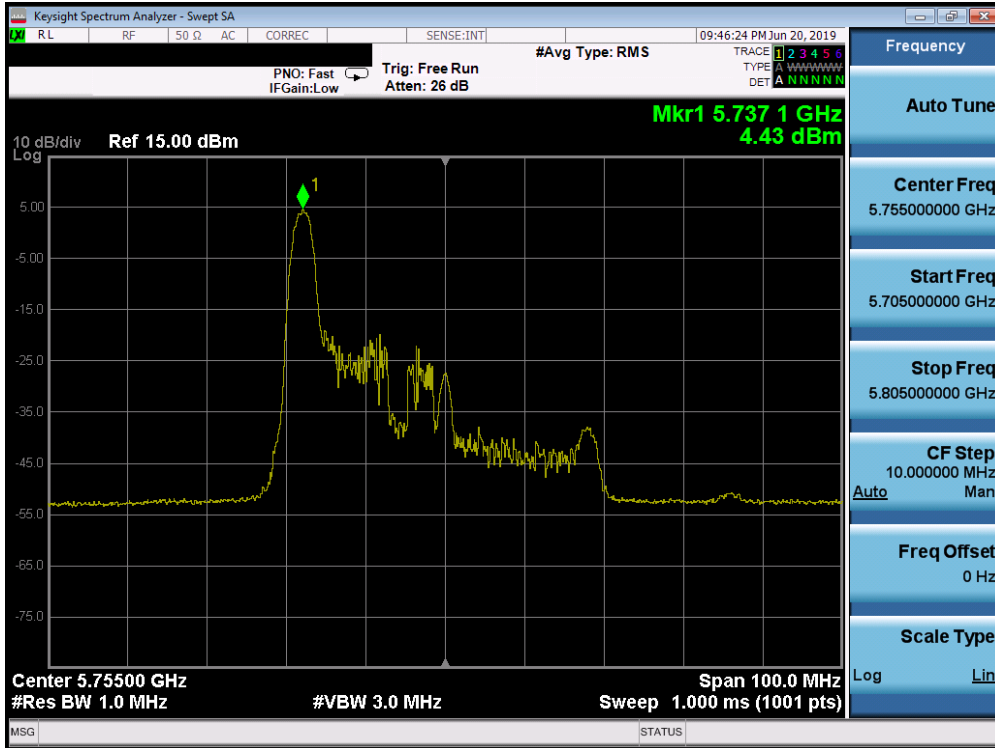


Plot 7-293. Power Spectral Density Plot MIMO ANT2 (20MHz BW 802.11ax – 26 Tones (UNII Band 3) – Ch. 157)

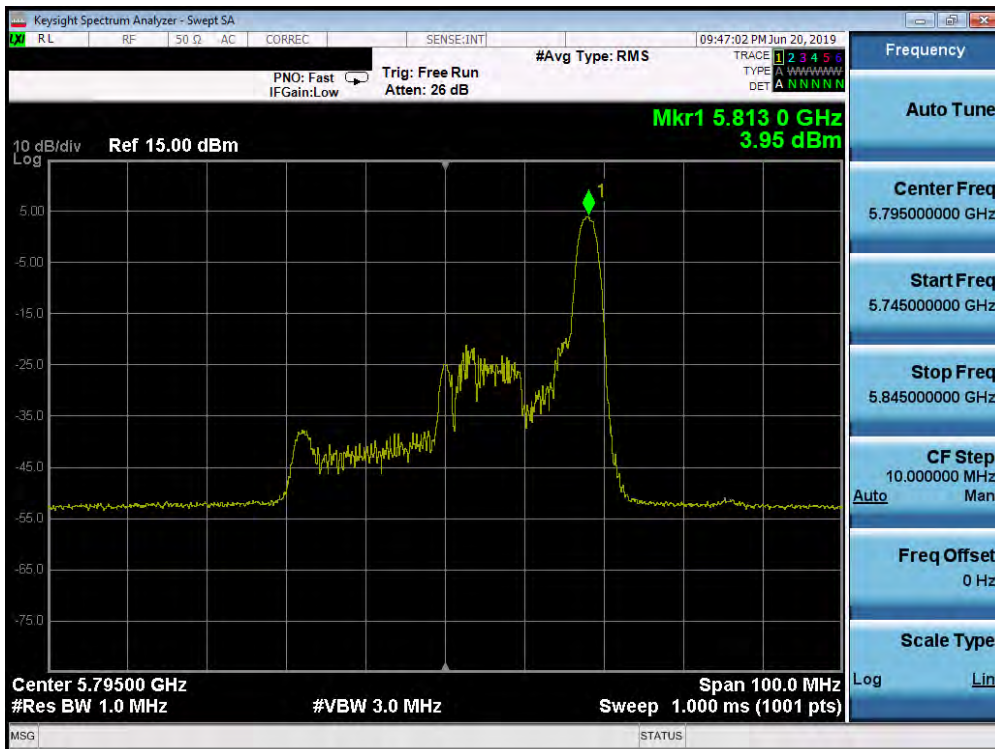


Plot 7-294. Power Spectral Density Plot MIMO ANT2 (20MHz BW 802.11ax – 26 Tones (UNII Band 3) – Ch. 165)

FCC ID: A3LSMN975U		MEASUREMENT REPORT (CERTIFICATION)		Approved by: Quality Manager
Test Report S/N: 1M1905200079-08.A3L	Test Dates: 05/20 - 07/09/2019	EUT Type: Portable Handset		Page 206 of 301

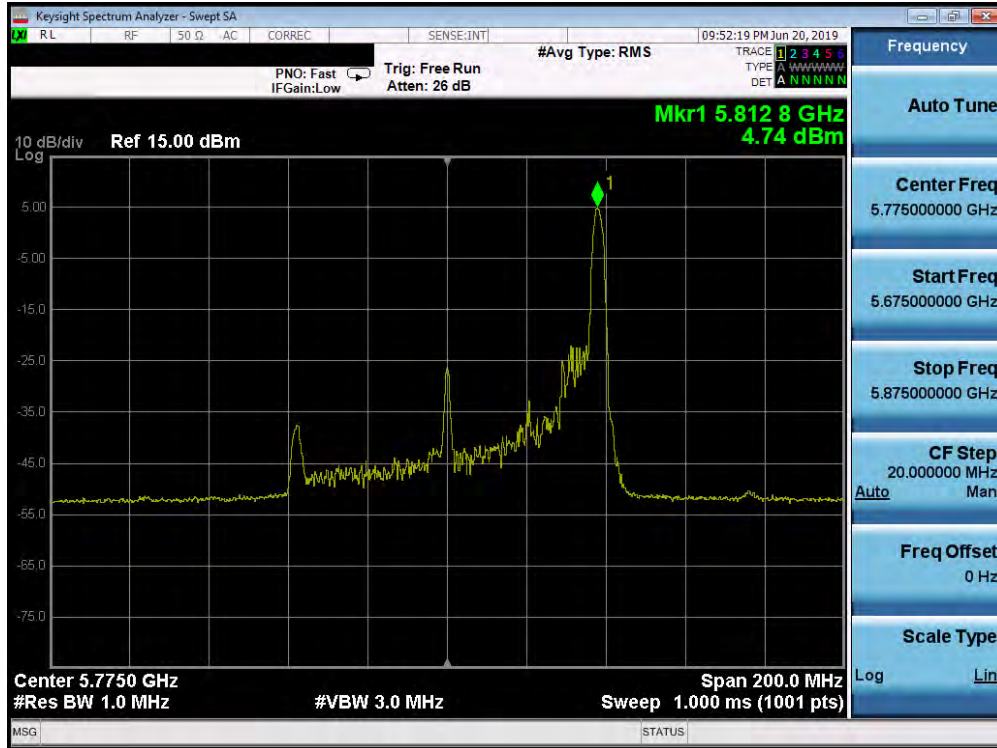


Plot 7-295. Power Spectral Density Plot MIMO ANT2 (40MHz BW 802.11ax – 26 Tones (UNII Band 3) – Ch. 151)

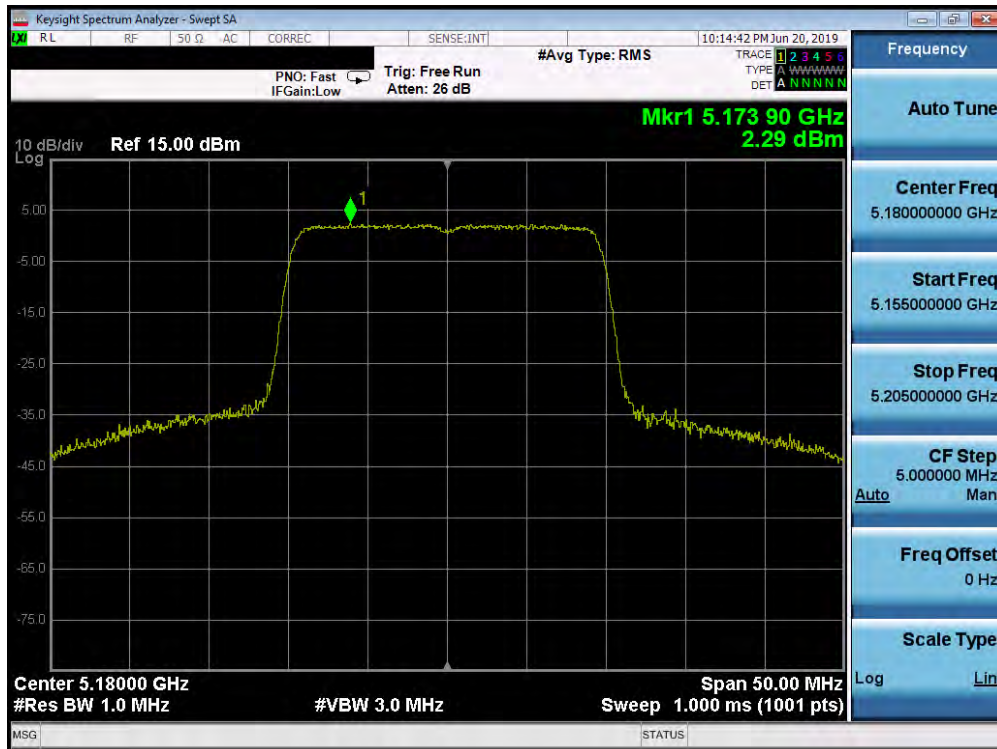


Plot 7-296. Power Spectral Density Plot MIMO ANT2 (40MHz BW 802.11ax – 26 Tones (UNII Band 3) – Ch. 159)

FCC ID: A3LSMN975U		MEASUREMENT REPORT (CERTIFICATION)		Approved by: Quality Manager
Test Report S/N: 1M1905200079-08.A3L	Test Dates: 05/20 - 07/09/2019	EUT Type: Portable Handset		Page 207 of 301

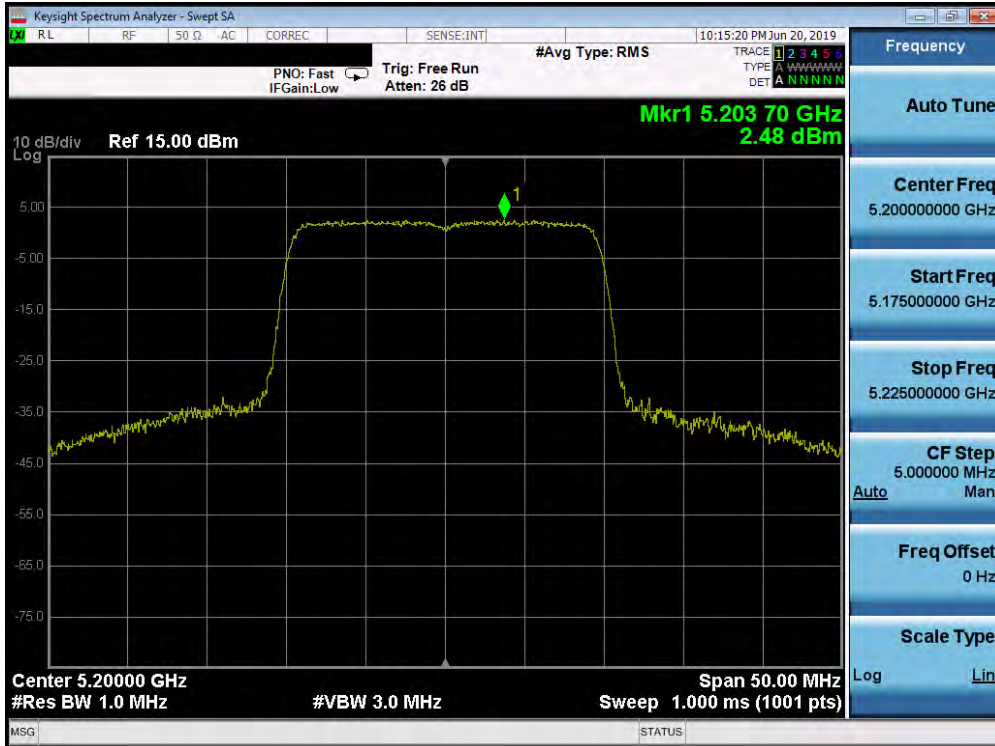


Plot 7-297. Power Spectral Density Plot MIMO ANT2 (80MHz BW 802.11ax – 26 Tones (UNII Band 3) – Ch. 155)

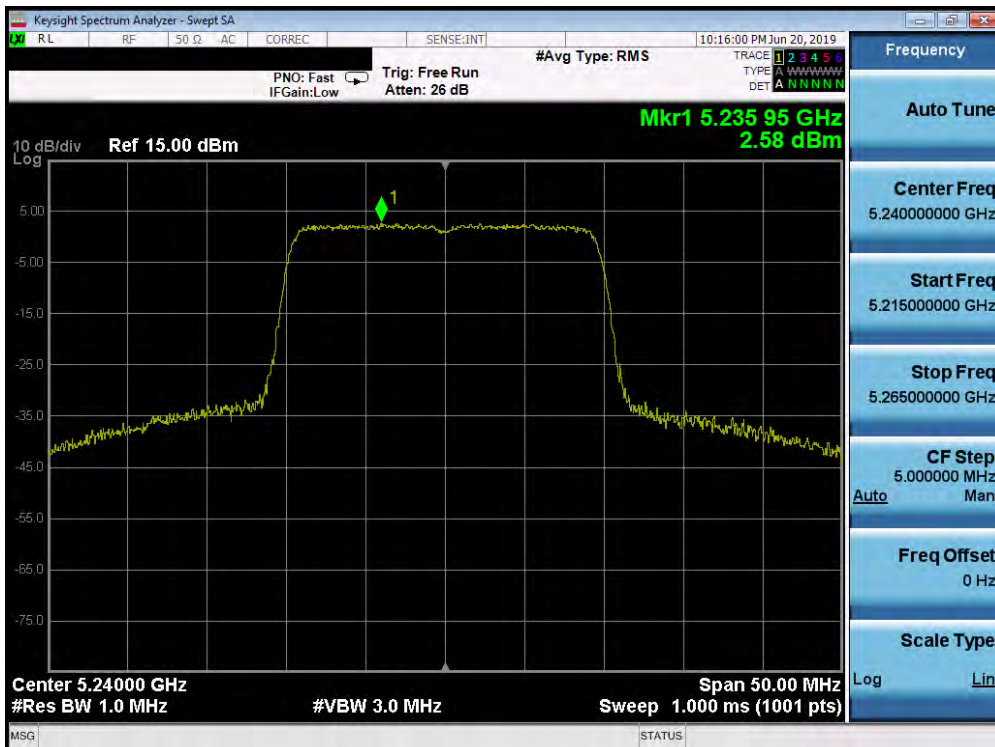


Plot 7-298. Power Spectral Density Plot MIMO ANT2 (20MHz BW 802.11ax – Full Tones (UNII Band 1) – Ch. 36)

FCC ID: A3LSMN975U		<b>MEASUREMENT REPORT (CERTIFICATION)</b>		Approved by: Quality Manager
Test Report S/N: 1M1905200079-08.A3L	Test Dates: 05/20 - 07/09/2019	EUT Type: Portable Handset		Page 208 of 301

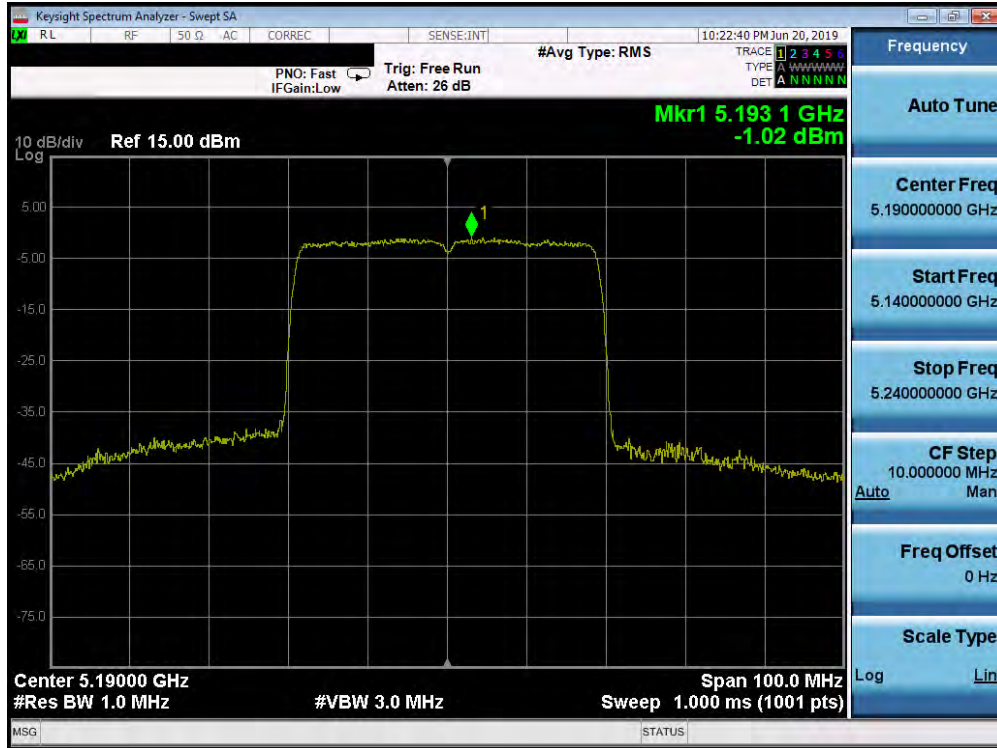


Plot 7-299. Power Spectral Density Plot MIMO ANT2 (20MHz BW 802.11ax – Full Tones (UNII Band 1) – Ch. 40)

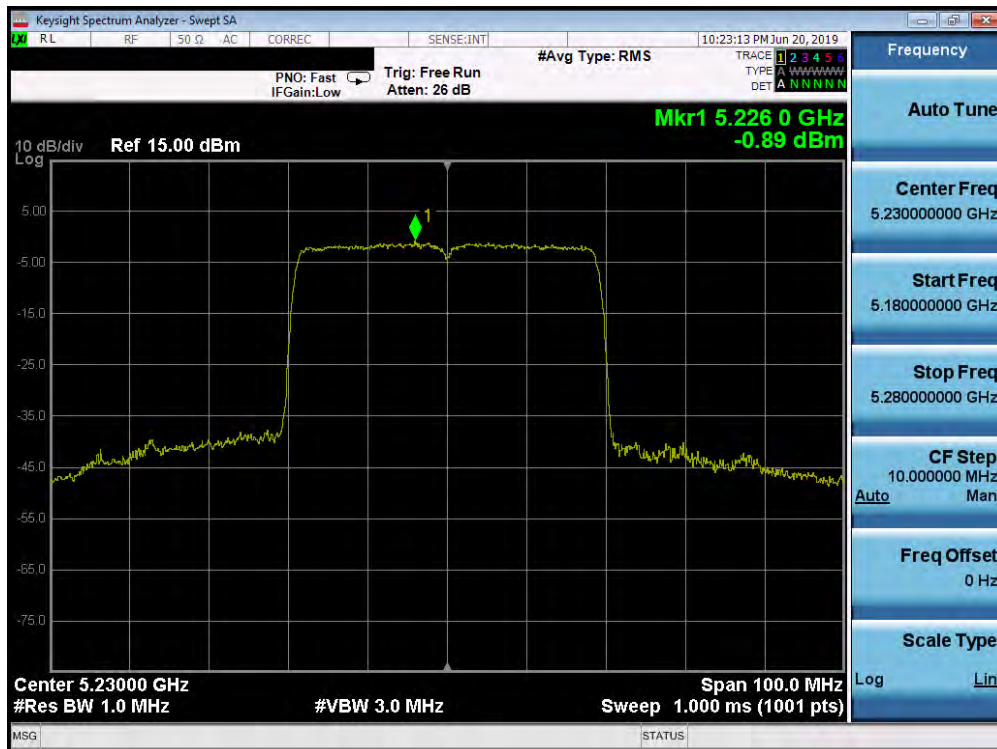


Plot 7-300. Power Spectral Density Plot MIMO ANT2 (20MHz BW 802.11ax – Full Tones (UNII Band 1) – Ch. 48)

FCC ID: A3LSMN975U		MEASUREMENT REPORT (CERTIFICATION)		Approved by: Quality Manager
Test Report S/N: 1M1905200079-08.A3L	Test Dates: 05/20 - 07/09/2019	EUT Type: Portable Handset		Page 209 of 301

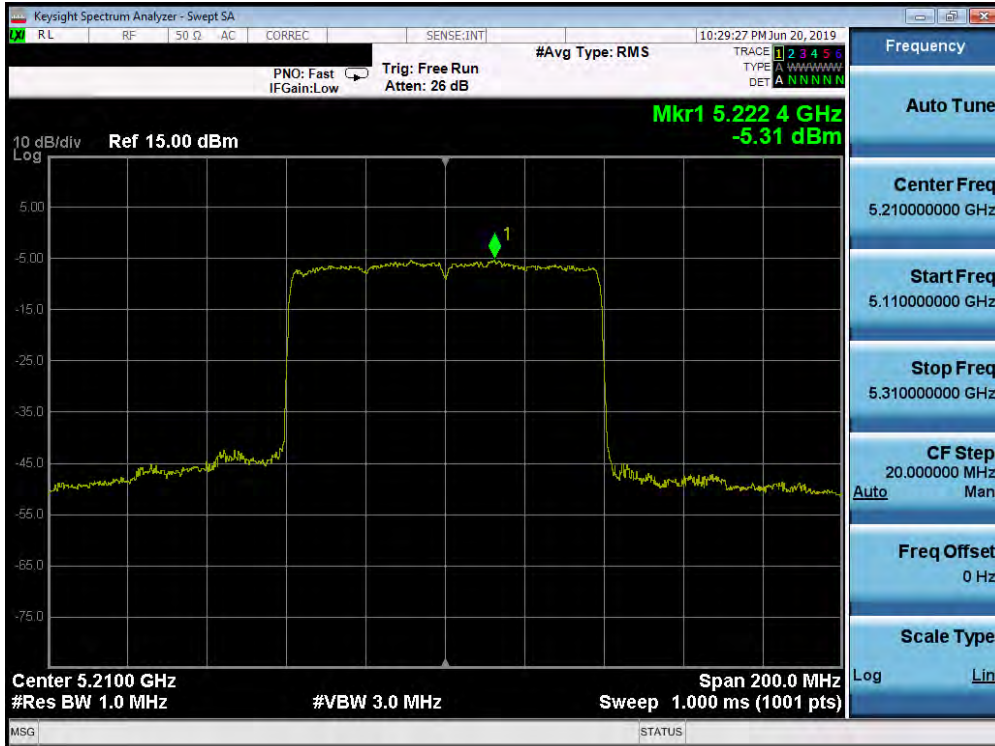


Plot 7-301. Power Spectral Density Plot MIMO ANT2 (40MHz BW 802.11ax – Full Tones (UNII Band 1) – Ch. 38)

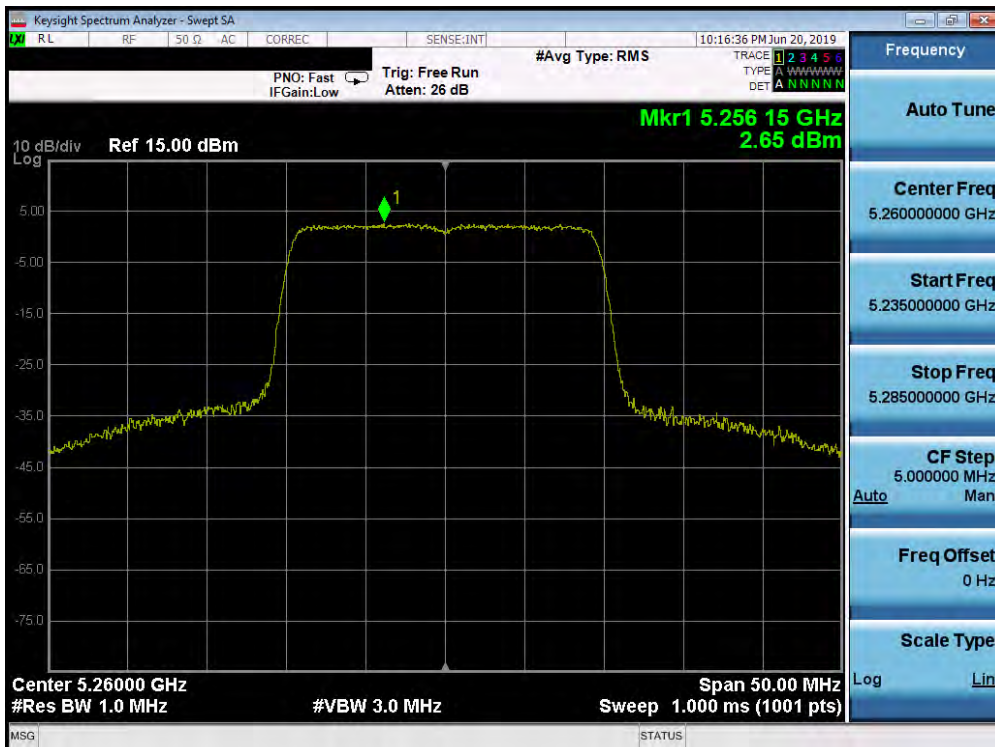


Plot 7-302. Power Spectral Density Plot MIMO ANT2 (40MHz BW 802.11ax – Full Tones (UNII Band 1) – Ch. 46)

FCC ID: A3LSMN975U	PCTEST ENGINEERING LABORATORY, INC.	MEASUREMENT REPORT (CERTIFICATION)	SAMSUNG	Approved by: Quality Manager
Test Report S/N: 1M1905200079-08.A3L	Test Dates: 05/20 - 07/09/2019	EUT Type: Portable Handset		Page 210 of 301

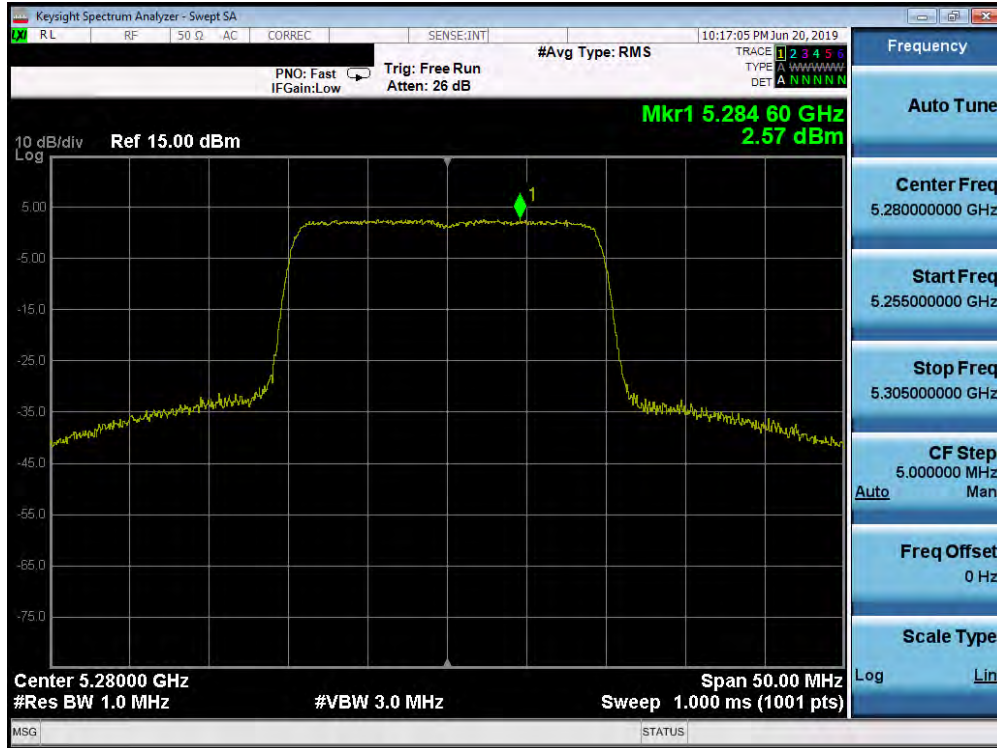


Plot 7-303. Power Spectral Density Plot MIMO ANT2 (80MHz BW 802.11ax – Full Tones (UNII Band 1) – Ch. 42)

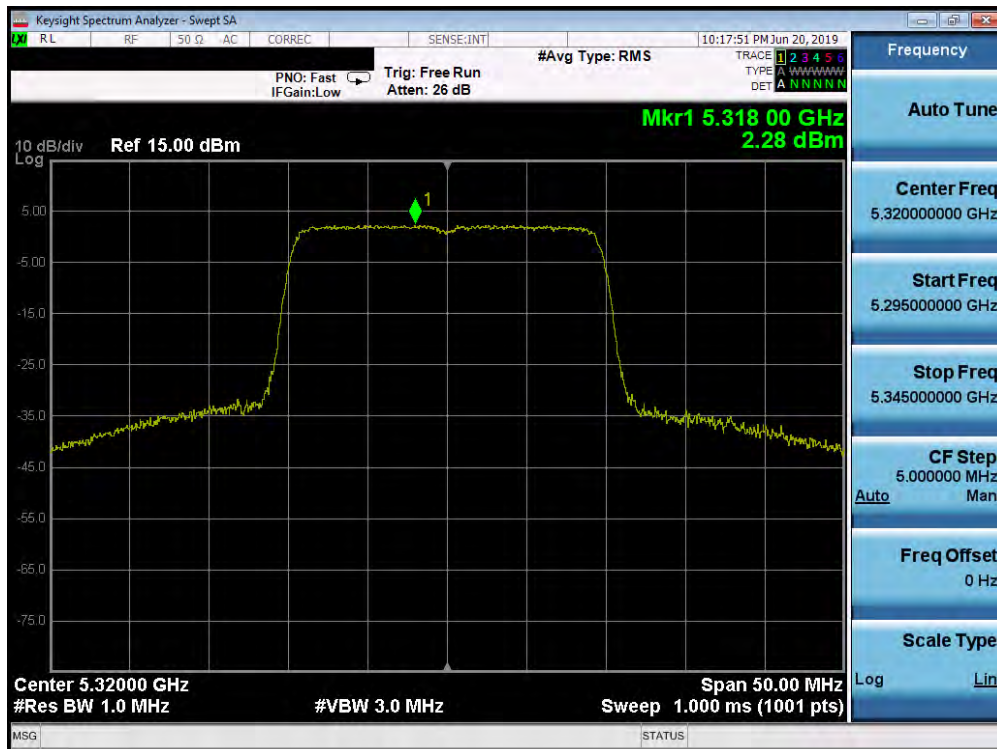


Plot 7-304. Power Spectral Density Plot MIMO ANT2 (20MHz BW 802.11ax – Full Tones (UNII Band 2A) – Ch. 52)

FCC ID: A3LSMN975U		MEASUREMENT REPORT (CERTIFICATION)		Approved by: Quality Manager
Test Report S/N: 1M1905200079-08.A3L	Test Dates: 05/20 - 07/09/2019	EUT Type: Portable Handset		Page 211 of 301

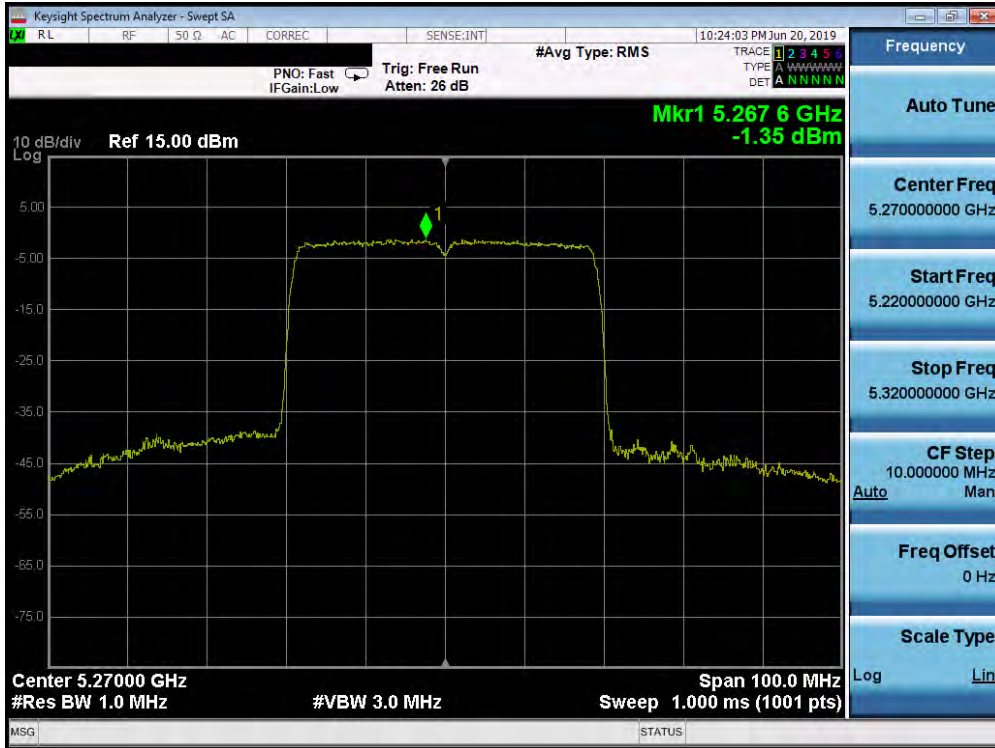


Plot 7-305. Power Spectral Density Plot MIMO ANT2 (20MHz BW 802.11ax – Full Tones (UNII Band 2A) – Ch. 56)

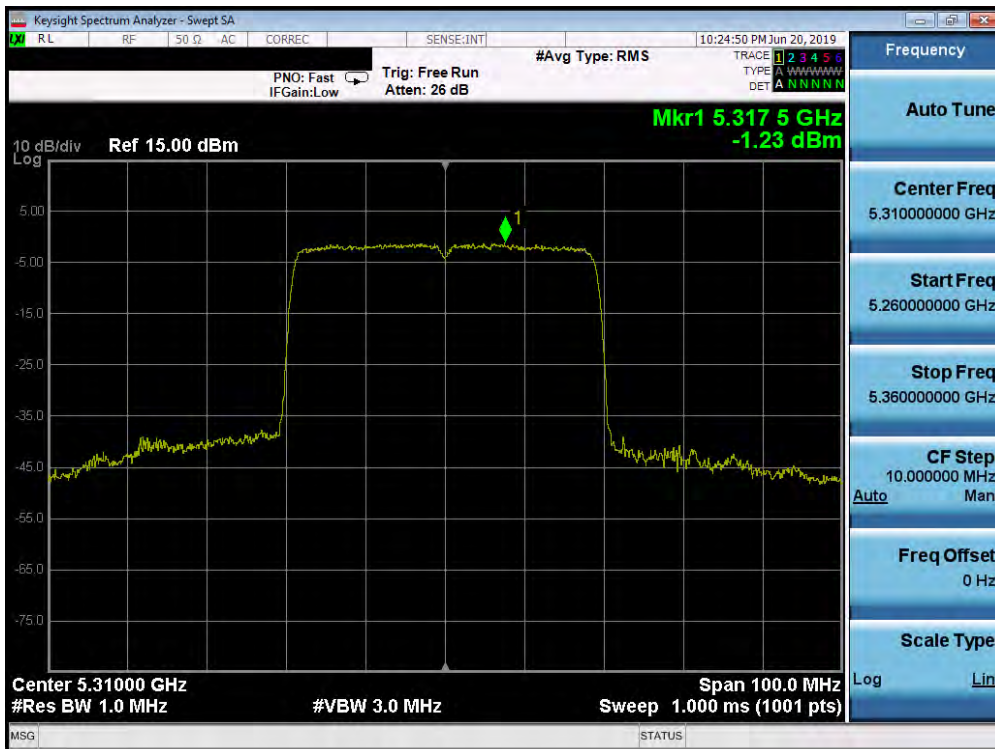


Plot 7-306. Power Spectral Density Plot MIMO ANT2 (20MHz BW 802.11ax – Full Tones (UNII Band 2A) – Ch. 64)

FCC ID: A3LSMN975U		MEASUREMENT REPORT (CERTIFICATION)		Approved by: Quality Manager
Test Report S/N: 1M1905200079-08.A3L	Test Dates: 05/20 - 07/09/2019	EUT Type: Portable Handset		Page 212 of 301

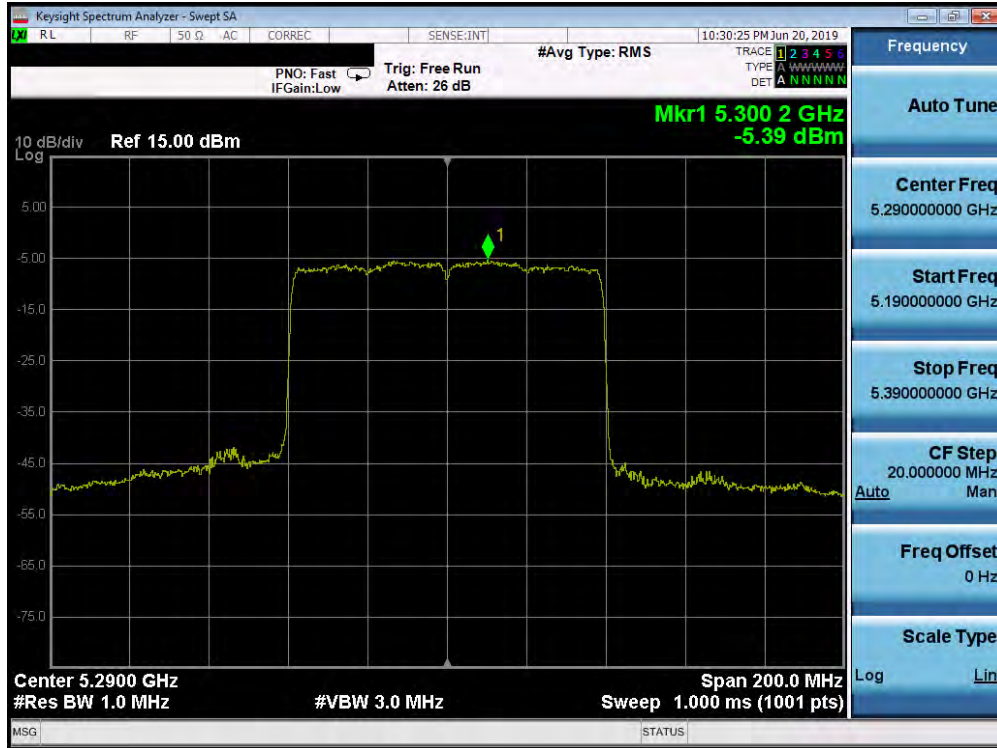


Plot 7-307. Power Spectral Density Plot MIMO ANT2 (40MHz BW 802.11ax – Full Tones (UNII Band 2A) – Ch. 54)

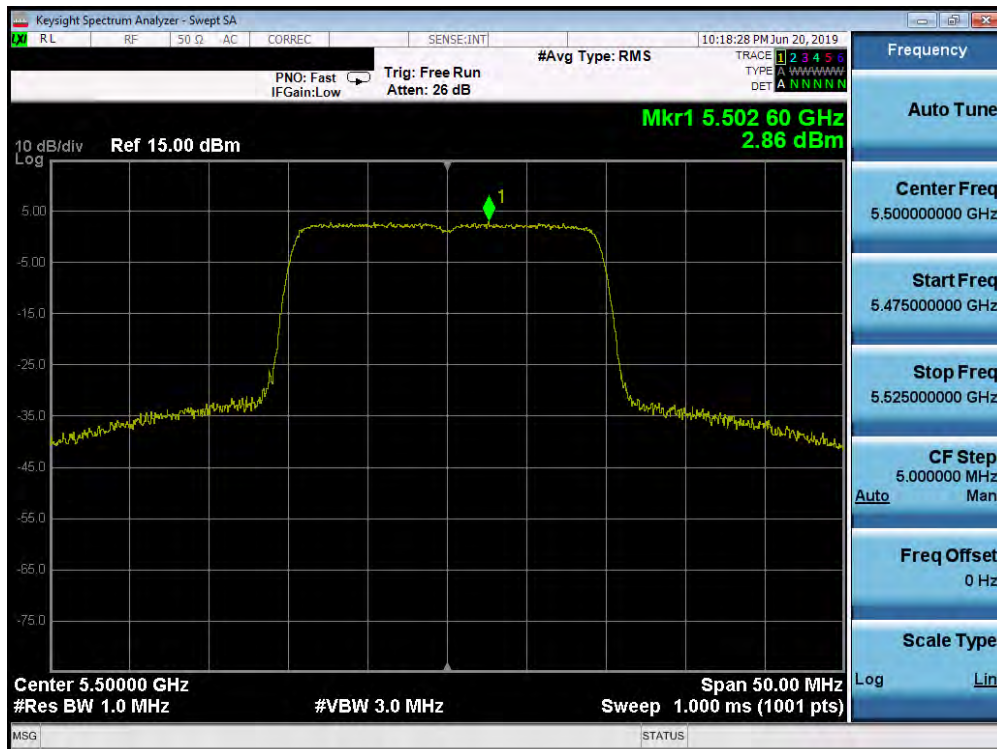


Plot 7-308. Power Spectral Density Plot MIMO ANT2 (40MHz BW 802.11ax – Full Tones (UNII Band 2A) – Ch. 62)

FCC ID: A3LSMN975U		MEASUREMENT REPORT (CERTIFICATION)		Approved by: Quality Manager
Test Report S/N: 1M1905200079-08.A3L	Test Dates: 05/20 - 07/09/2019	EUT Type: Portable Handset		Page 213 of 301

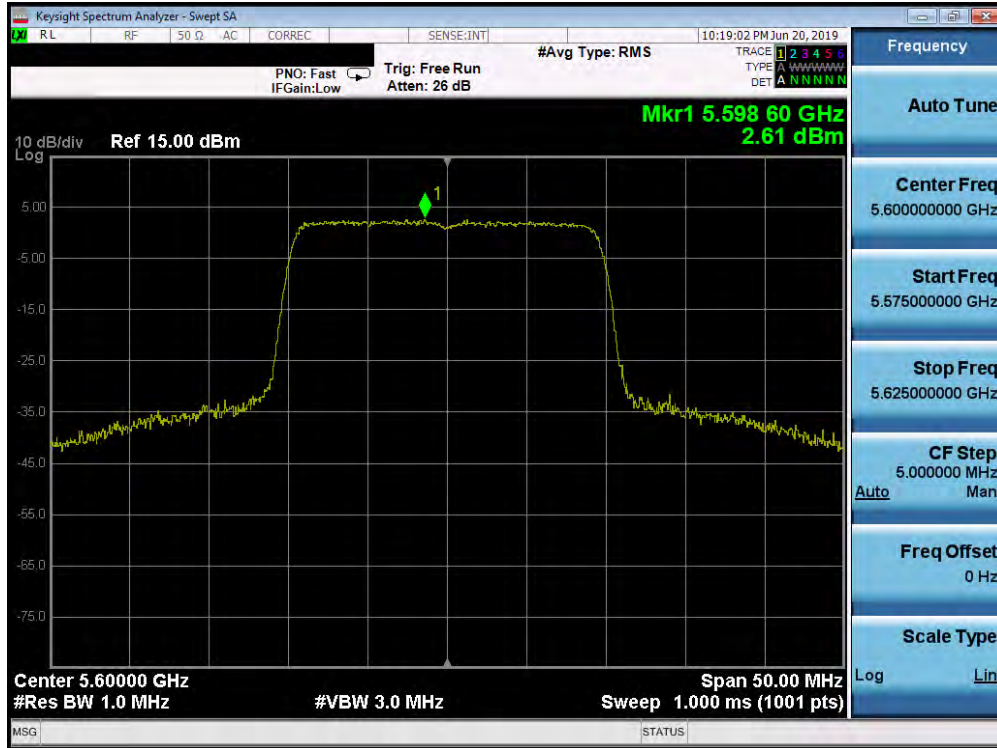


Plot 7-309. Power Spectral Density Plot MIMO ANT2 (80MHz BW 802.11ax – Full Tones (UNII Band 2A) – Ch. 58)

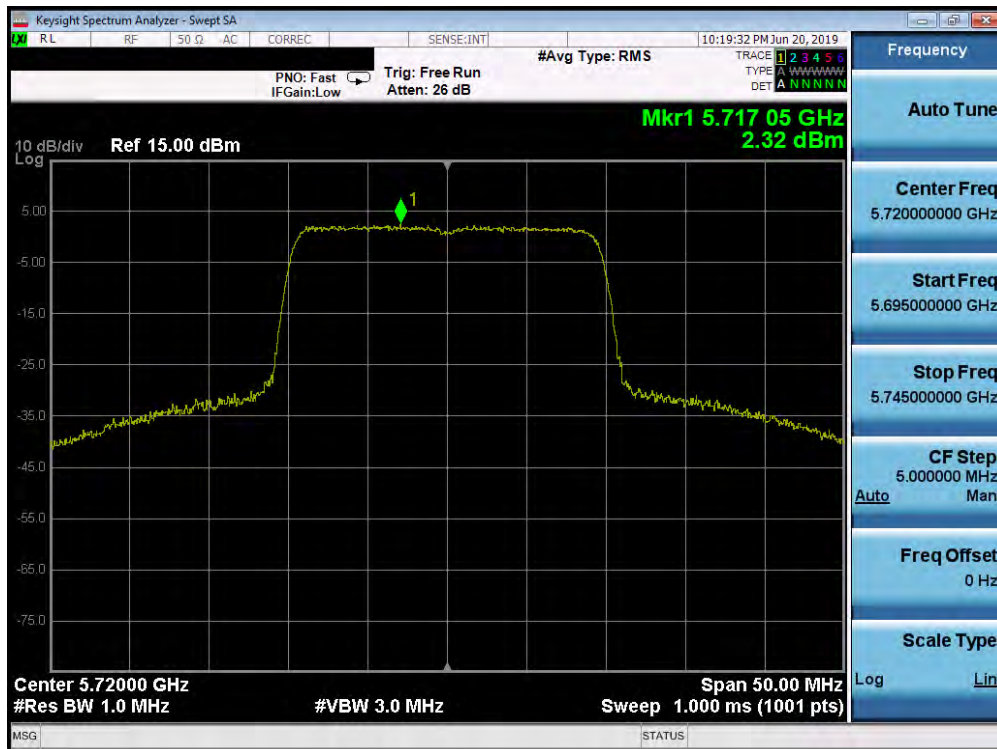


Plot 7-310. Power Spectral Density Plot MIMO ANT2 (20MHz BW 802.11ax – Full Tones (UNII Band 2C) – Ch. 100)

FCC ID: A3LSMN975U	 <b>MEASUREMENT REPORT (CERTIFICATION)</b>			Approved by: Quality Manager
Test Report S/N: 1M1905200079-08.A3L	Test Dates: 05/20 - 07/09/2019	EUT Type: Portable Handset		Page 214 of 301

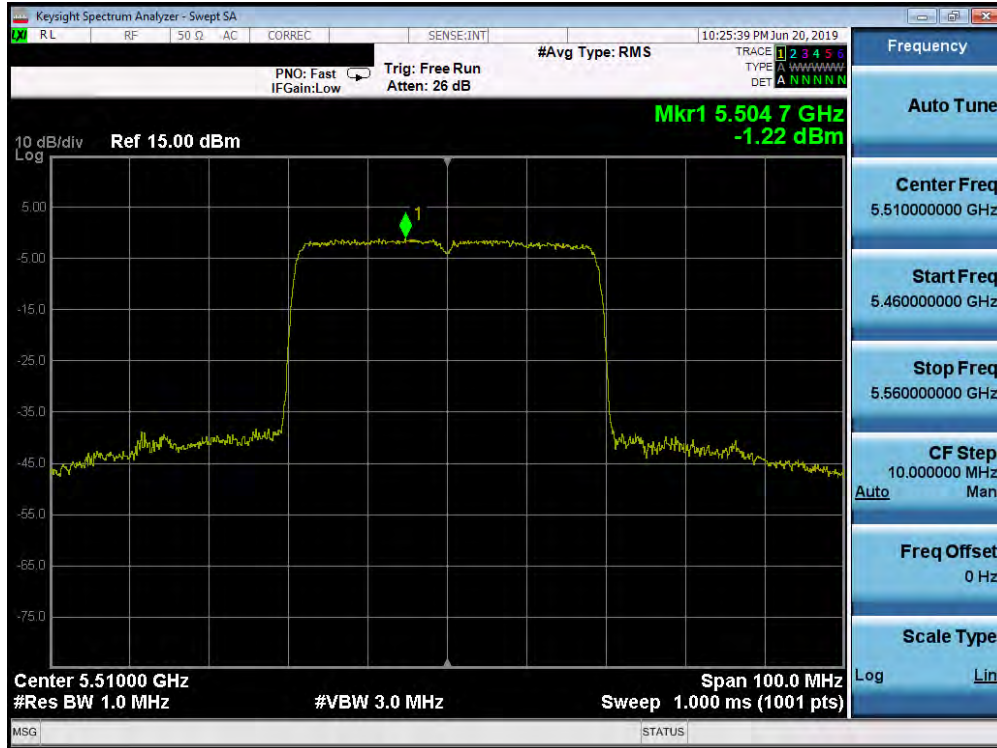


Plot 7-311. Power Spectral Density Plot MIMO ANT2 (20MHz BW 802.11ax – Full Tones (UNII Band 2C) – Ch. 120)

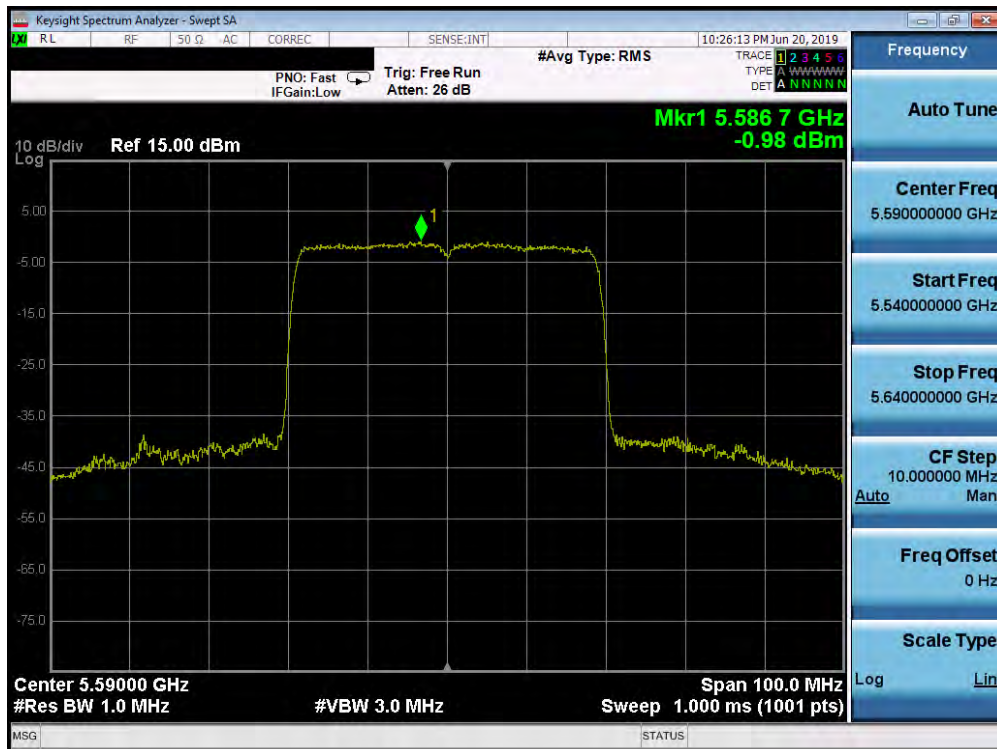


Plot 7-312. Power Spectral Density Plot MIMO ANT2 (20MHz BW 802.11ax – Full Tones (UNII Band 2C) – Ch. 144)

FCC ID: A3LSMN975U		<b>MEASUREMENT REPORT (CERTIFICATION)</b>		Approved by: Quality Manager
Test Report S/N: 1M1905200079-08.A3L	Test Dates: 05/20 - 07/09/2019	EUT Type: Portable Handset		Page 215 of 301

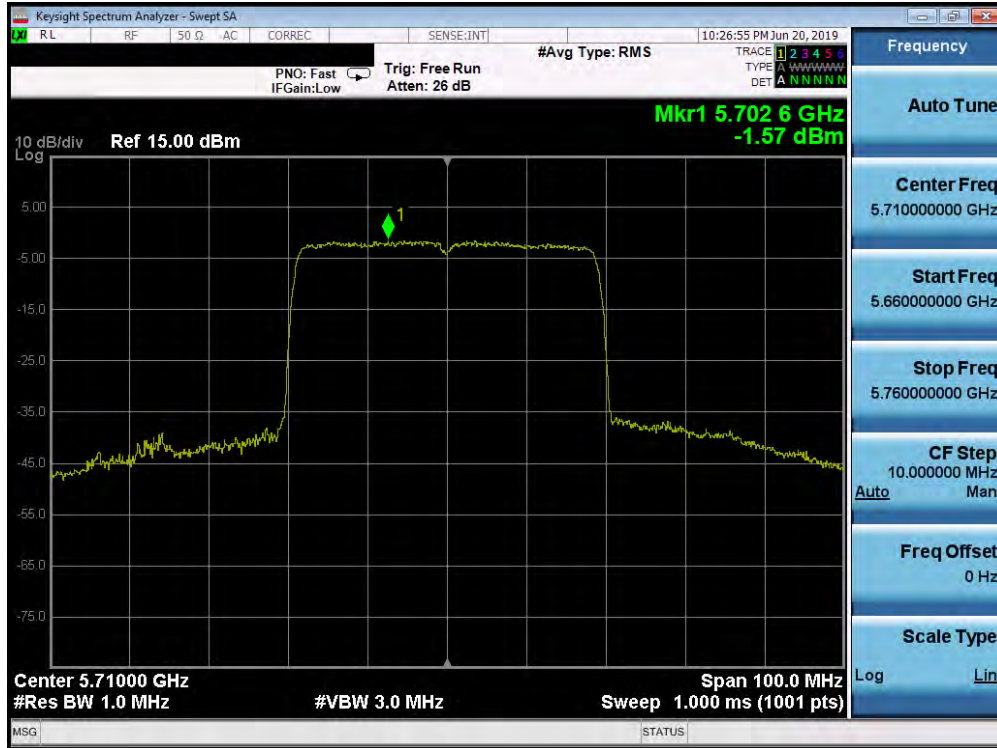


Plot 7-313. Power Spectral Density Plot MIMO ANT2 (40MHz BW 802.11ax – Full Tones (UNII Band 2C) – Ch. 102)

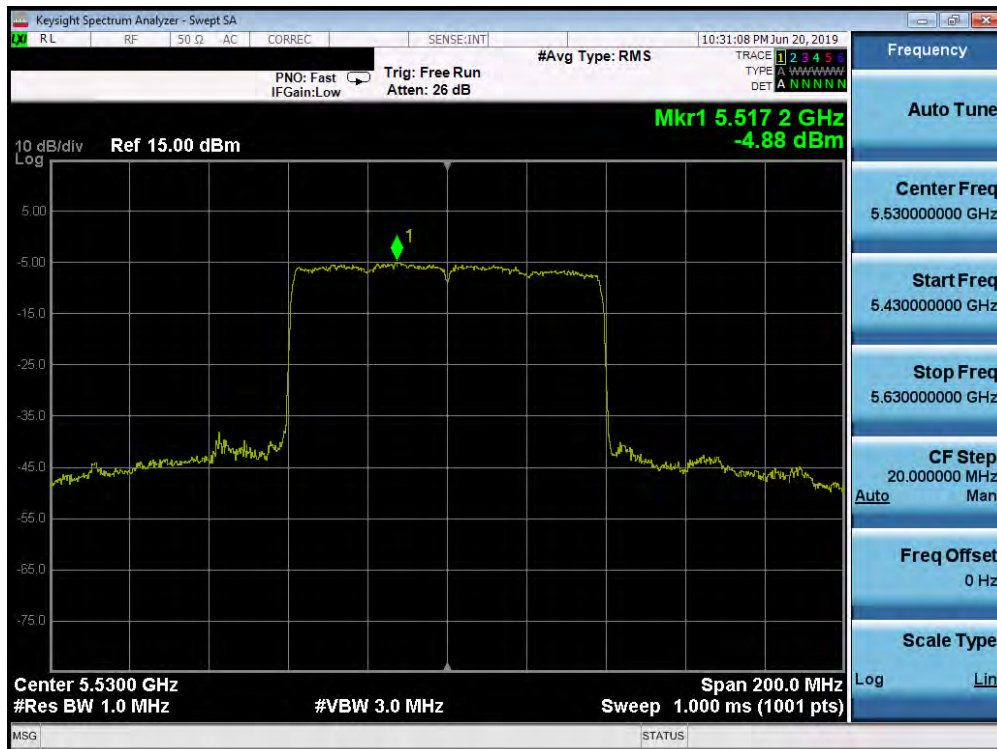


Plot 7-314. Power Spectral Density Plot MIMO ANT2 (40MHz BW 802.11ax – Full Tones (UNII Band 2C) – Ch. 118)

FCC ID: A3LSMN975U		<b>MEASUREMENT REPORT (CERTIFICATION)</b>		Approved by: Quality Manager
Test Report S/N: 1M1905200079-08.A3L	Test Dates: 05/20 - 07/09/2019	EUT Type: Portable Handset		Page 216 of 301



Plot 7-315. Power Spectral Density Plot MIMO ANT2 (40MHz BW 802.11ax – Full Tones (UNII Band 2C) – Ch. 142)

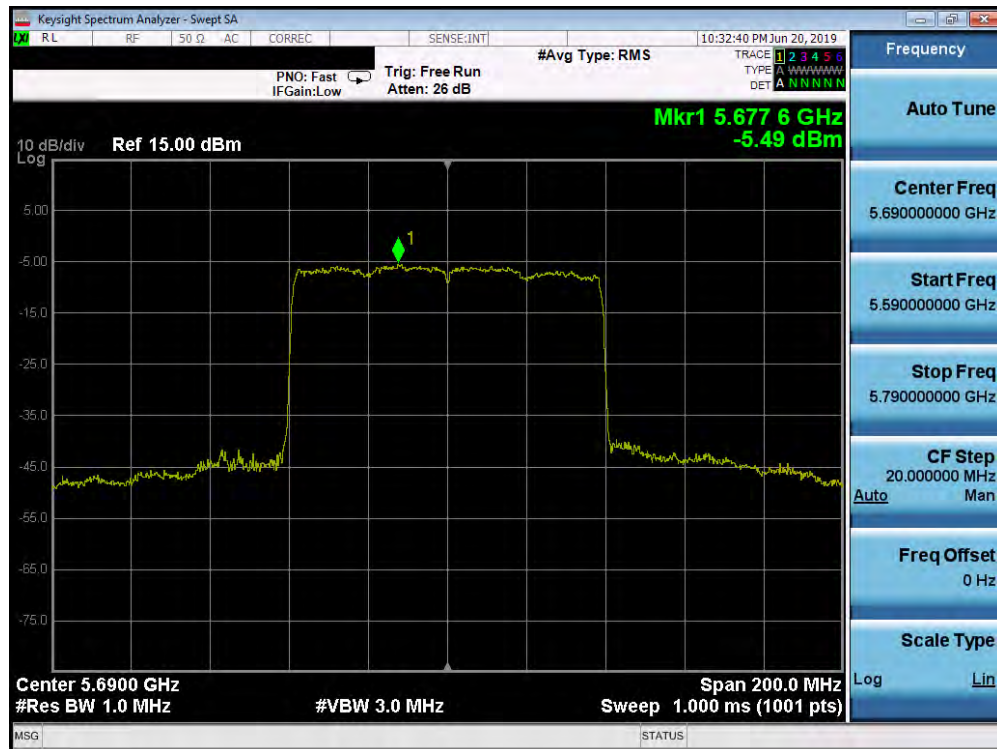


Plot 7-316. Power Spectral Density Plot MIMO ANT2 (80MHz BW 802.11ax – Full Tones (UNII Band 2C) – Ch. 106)

FCC ID: A3LSMN975U	PCTEST ENGINEERING LABORATORY, INC.	MEASUREMENT REPORT (CERTIFICATION)	SAMSUNG	Approved by: Quality Manager
Test Report S/N: 1M1905200079-08.A3L	Test Dates: 05/20 - 07/09/2019	EUT Type: Portable Handset		Page 217 of 301

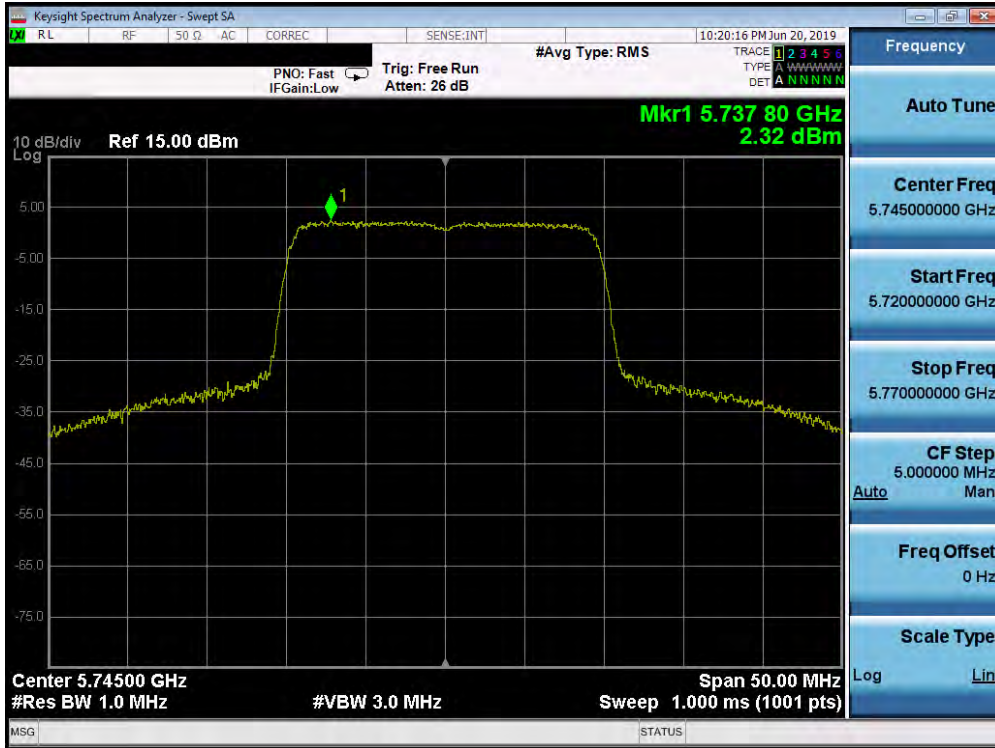


Plot 7-317. Power Spectral Density Plot MIMO ANT2 (80MHz BW 802.11ax – Full Tones (UNII Band 2C) – Ch. 122)

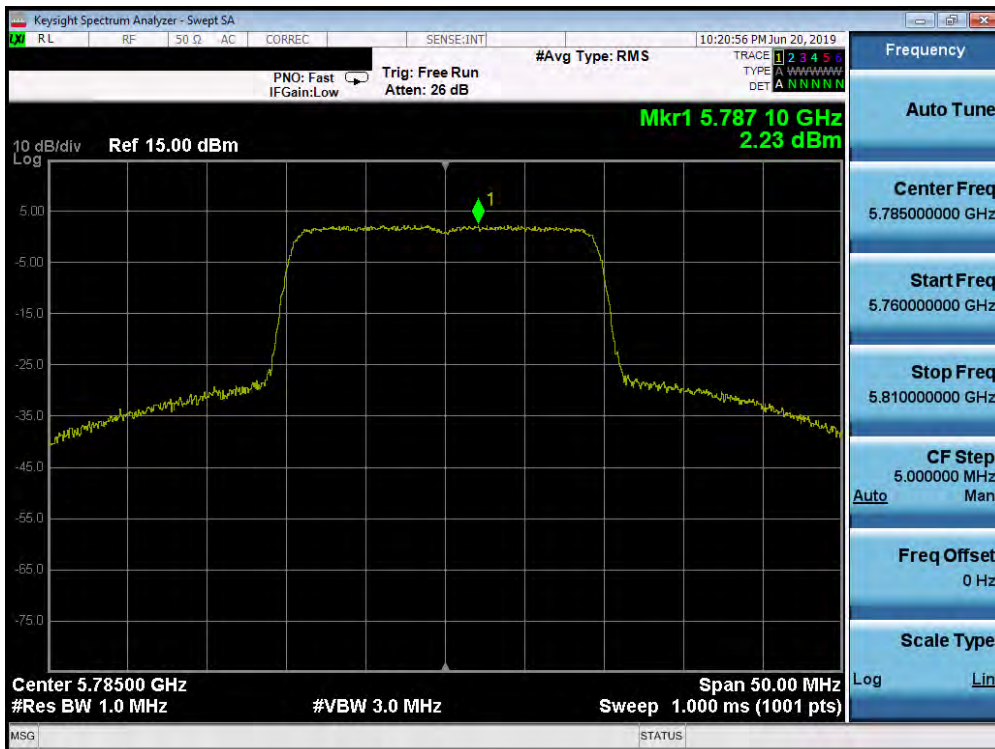


Plot 7-318. Power Spectral Density Plot MIMO ANT2 (80MHz BW 802.11ax – Full Tones (UNII Band 2C) – Ch. 138)

FCC ID: A3LSMN975U	PCTEST ENGINEERING LABORATORY, INC.	MEASUREMENT REPORT (CERTIFICATION)	SAMSUNG	Approved by: Quality Manager
Test Report S/N: 1M1905200079-08.A3L	Test Dates: 05/20 - 07/09/2019	EUT Type: Portable Handset		Page 218 of 301

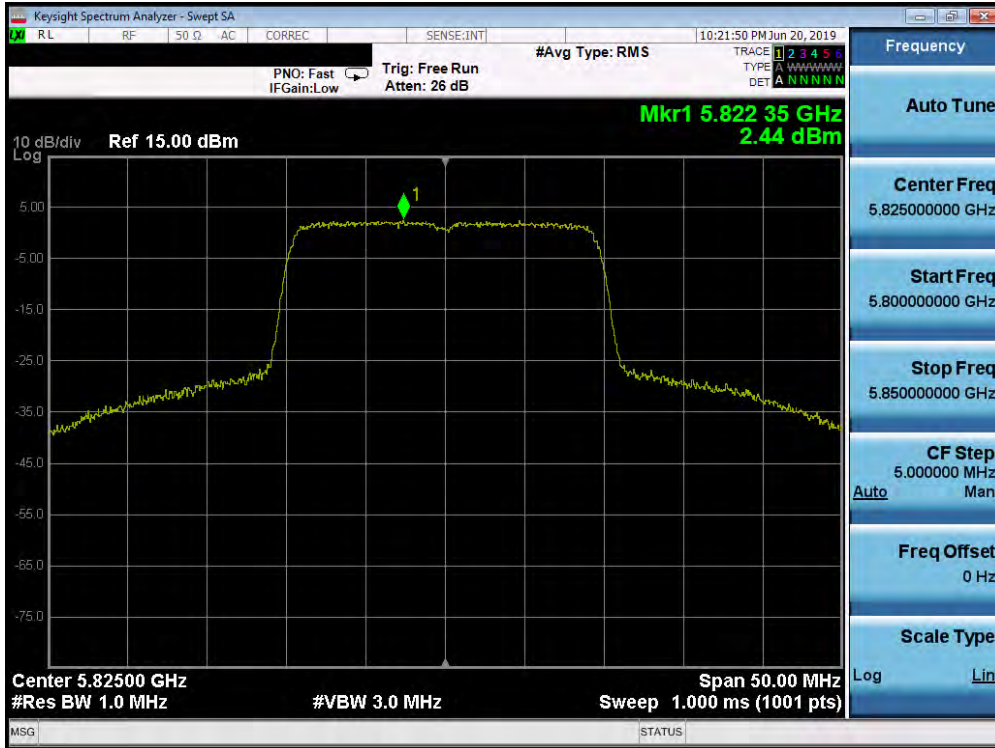


Plot 7-319. Power Spectral Density Plot MIMO ANT2 (20MHz BW 802.11ax – Full Tones (UNII Band 3) – Ch. 149)

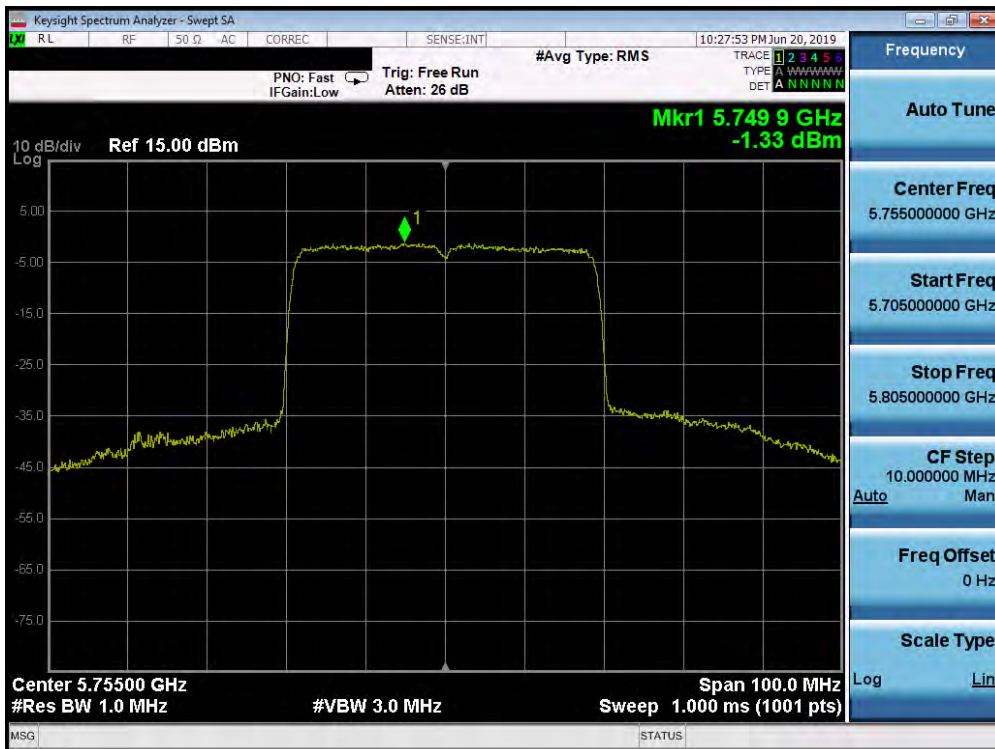


Plot 7-320. Power Spectral Density Plot MIMO ANT2 (20MHz BW 802.11ax – Full Tones (UNII Band 3) – Ch. 157)

FCC ID: A3LSMN975U		MEASUREMENT REPORT (CERTIFICATION)		Approved by: Quality Manager
Test Report S/N: 1M1905200079-08.A3L	Test Dates: 05/20 - 07/09/2019	EUT Type: Portable Handset		Page 219 of 301

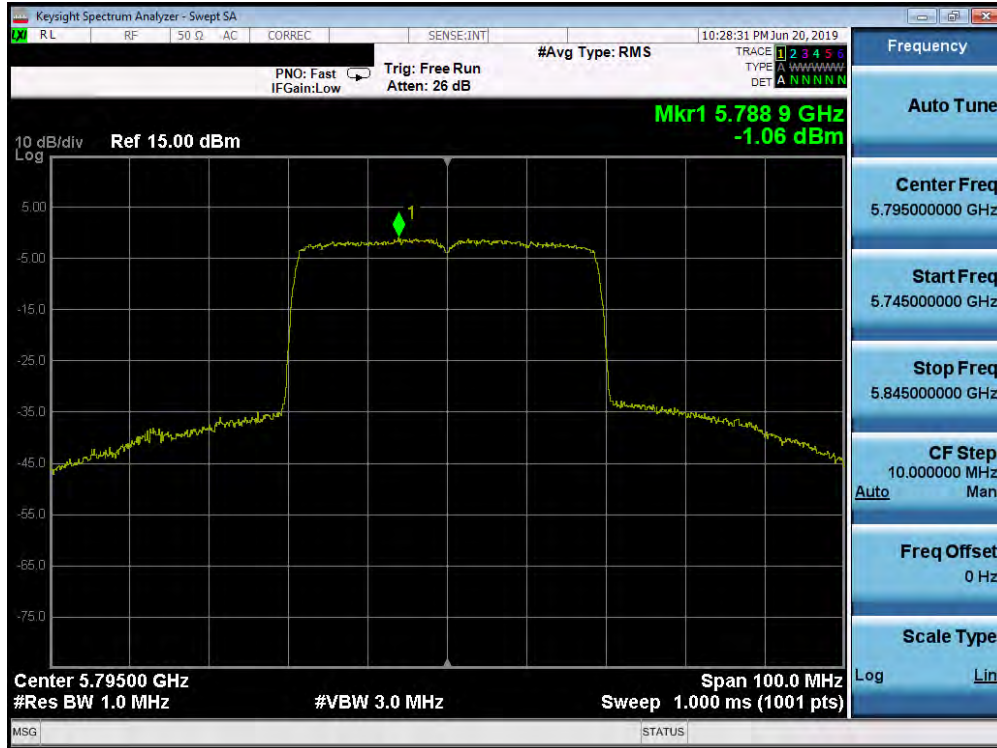


Plot 7-321. Power Spectral Density Plot MIMO ANT2 (20MHz BW 802.11ax – Full Tones (UNII Band 3) – Ch. 165)

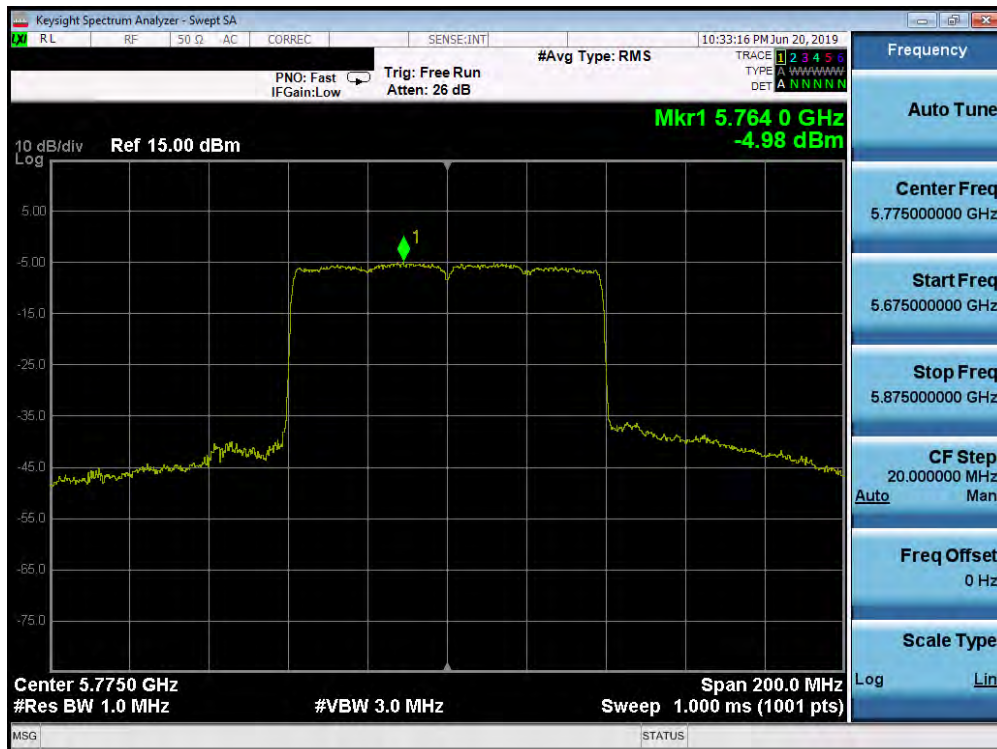


Plot 7-322. Power Spectral Density Plot MIMO ANT2 (40MHz BW 802.11ax – Full Tones (UNII Band 3) – Ch. 151)

FCC ID: A3LSMN975U		<b>MEASUREMENT REPORT (CERTIFICATION)</b>		Approved by: Quality Manager
Test Report S/N: 1M1905200079-08.A3L	Test Dates: 05/20 - 07/09/2019	EUT Type: Portable Handset		Page 220 of 301



Plot 7-323. Power Spectral Density Plot MIMO ANT2 (40MHz BW 802.11ax – Full Tones (UNII Band 3) – Ch. 159)



Plot 7-324. Power Spectral Density Plot MIMO ANT2 (80MHz BW 802.11ax – Full Tones (UNII Band 3) – Ch. 155)

FCC ID: A3LSMN975U		MEASUREMENT REPORT (CERTIFICATION)		Approved by: Quality Manager
Test Report S/N: 1M1905200079-08.A3L	Test Dates: 05/20 - 07/09/2019	EUT Type: Portable Handset		Page 221 of 301

## 7.6 Radiated Spurious Emission Measurements – Above 1GHz

§15.407(b) §15.205 §15.209; RSS-Gen [8.9]

### Test Overview and Limit

All out of band radiated spurious emissions are measured with a spectrum analyzer connected to a receive antenna while the EUT is operating at its maximum duty cycle, at its maximum power control level, as defined in ANSI C63.10-2013 and KDB 789033 D02 v02r01, and at the appropriate frequencies. All channels, modes (e.g. 26 Tones, 52 Tones, 106 Tones, 242 Tones, 484 Tones and 996 Tones), and modulations/data rates were investigated among all UNII bands. Only the radiated emissions of the configuration that produced the worst case emissions are reported in this section.

**For transmitters operating in the 5.15-5.25 GHz and 5.25-5.35 GHz band: All emissions outside of the 5.15-5.35 GHz band shall not exceed an EIRP of -27 dBm/MHz.**

**For transmitters operating in the 5.47-5.725 GHz band: All emissions outside of the 5.47-5.725 GHz band shall not exceed an EIRP of -27 dBm/MHz.**

**For transmitters operating in the 5.725-5.85 GHz band: All emissions shall be limited to a level of -27 dBm/MHz at 75 MHz or more above or below the band edge increasing linearly to 10 dBm/MHz at 25 MHz above or below the band edge, and from 25 MHz above or below the band edge increasing linearly to a level of 15.6 dBm/MHz at 5 MHz above or below the band edge, and from 5 MHz above or below the band edge increasing linearly to a level of 27 dBm/MHz at the band edge.**

**All out of band emissions appearing in a restricted band as specified in Section 15.205 of the Title 47 CFR and Table 6 of RSS-Gen (8.10) must not exceed the limits shown in Table 7-30 per Section 15.209 and RSS-Gen (8.9).**

Frequency	Field Strength [ $\mu\text{V/m}$ ]	Measured Distance [Meters]
Above 960.0 MHz	500	3

Table 7-73. Radiated Limits

### Test Procedures Used

ANSI C63.10-2013 – Sections 12.7.7.2, 12.7.6, 12.7.5  
KDB 789033 D02 v02r01 – Section G

### Test Settings

#### Average Measurements above 1GHz (Method AD)

1. Analyzer center frequency was set to the frequency of the radiated spurious emission of interest
2. RBW = 1MHz
3. VBW = 3MHz
4. Detector = power average (RMS)
5. Number of measurement points = 1001 (Number of points must be  $\geq 2 \times \text{span/RBW}$ )
6. Averaging type = power (RMS)
7. Sweep time = auto couple
8. Trace was averaged over 100 sweeps

FCC ID: A3LSMN975U		MEASUREMENT REPORT (CERTIFICATION)		Approved by: Quality Manager
Test Report S/N: 1M1905200079-08.A3L	Test Dates: 05/20 - 07/09/2019	EUT Type: Portable Handset		Page 222 of 301

**Peak Measurements above 1GHz**

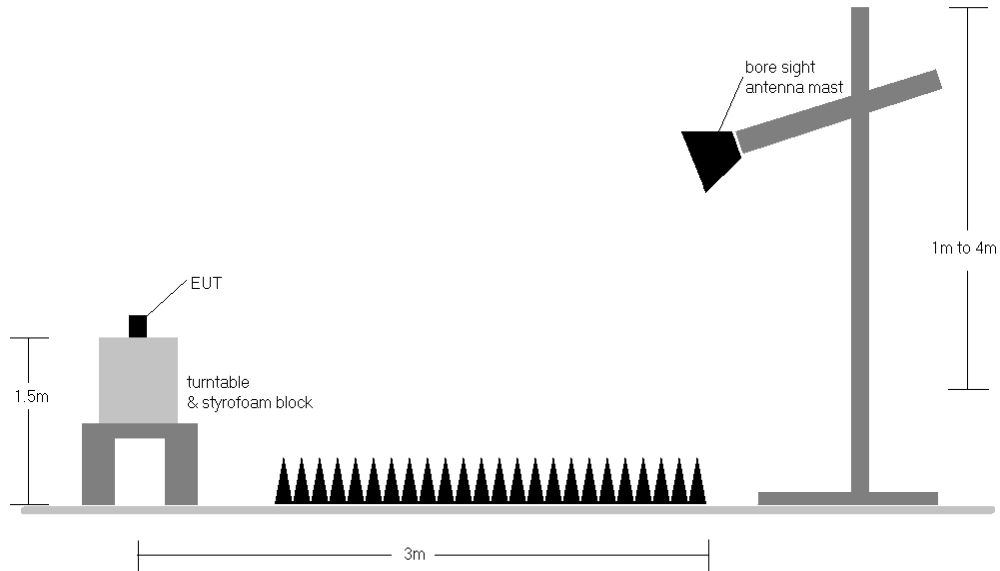
1. Analyzer center frequency was set to the frequency of the radiated spurious emission of interest
2. RBW = 1MHz
3. VBW = 3MHz
4. Detector = peak
5. Sweep time = auto couple
6. Trace mode = max hold
7. Trace was allowed to stabilize

**Peak Measurements below 1GHz**

1. Analyzer center frequency was set to the frequency of the radiated spurious emission of interest
2. Span was set greater than 1MHz
3. RBW = 120kHz
4. Detector = CISPR quasi-peak
5. Sweep time = auto couple
6. Trace was allowed to stabilize

**Test Setup**

The EUT and measurement equipment were set up as shown in the diagram below.



**Figure 7-5. Test Instrument & Measurement Setup**

<b>FCC ID:</b> A3LSMN975U		<b>MEASUREMENT REPORT (CERTIFICATION)</b>		<b>Approved by:</b> Quality Manager
<b>Test Report S/N:</b> 1M1905200079-08.A3L	<b>Test Dates:</b> 05/20 - 07/09/2019	<b>EUT Type:</b> Portable Handset	Page 223 of 301	

**Test Notes**

1. All emissions that lie in the restricted bands (denoted by a \* next to the frequency) specified in §15.205 and Section 8.10 of RSS-Gen are below the limit shown in Table 7-30.
2. All spurious emissions lying in restricted bands specified in §15.205 and Section 8.10 of RSS-Gen are below the limit shown in Table 7-30. All spurious emissions that do not lie in a restricted band are subject to a peak limit of -27dBm/MHz. At a distance of 3 meters, the field strength limit in dBμV/m can be determined by adding a “conversion” factor of 95.2dB to the EIRP limit of -27dBm/MHz to obtain the limit for out of band spurious emissions of 68.2dBμV/m.
3. The antenna is manipulated through typical positions, polarity and length during the tests. The EUT is manipulated through three orthogonal planes.
4. This unit was tested with its standard battery.
5. The spectrum is measured from 9kHz to the 10th harmonic of the fundamental frequency of the transmitter using CISPR quasi peak detector below 1GHz. Above 1 GHz, average and peak measurements were taken using linearly polarized horn antennas. The worst-case emissions are reported however emissions whose levels were not within 20dB of the respective limits were not reported.
6. Emissions below 18GHz were measured at a 3 meter test distance while emissions above 18GHz were measured at a 1 meter test distance with the application of a distance correction factor.
7. The wide spectrum spurious emissions plots shown on the following pages are used only for the purpose of emission identification. Any emissions found to be within 20dB of the limit are fully investigated and the results are shown in this section.
8. The "-" shown in the following RSE tables are used to denote a noise floor measurement.
9. For radiated measurements, emissions were investigated for the fully-loaded RU configuration and for all of the partially-loaded RU configurations. Among all of the available partially-loaded RU configurations, only the configuration with the worst case emissions is reported.

**Sample Calculations**

**Determining Spurious Emissions Levels**

- Field Strength Level [dBμV/m] = Analyzer Level [dBm] + 107 + AFCL [dB/m]
- AFCL [dB/m] = Antenna Factor [dB/m] + Cable Loss [dB]
- Margin [dB] = Field Strength Level [dBμV/m] – Limit [dBμV/m]

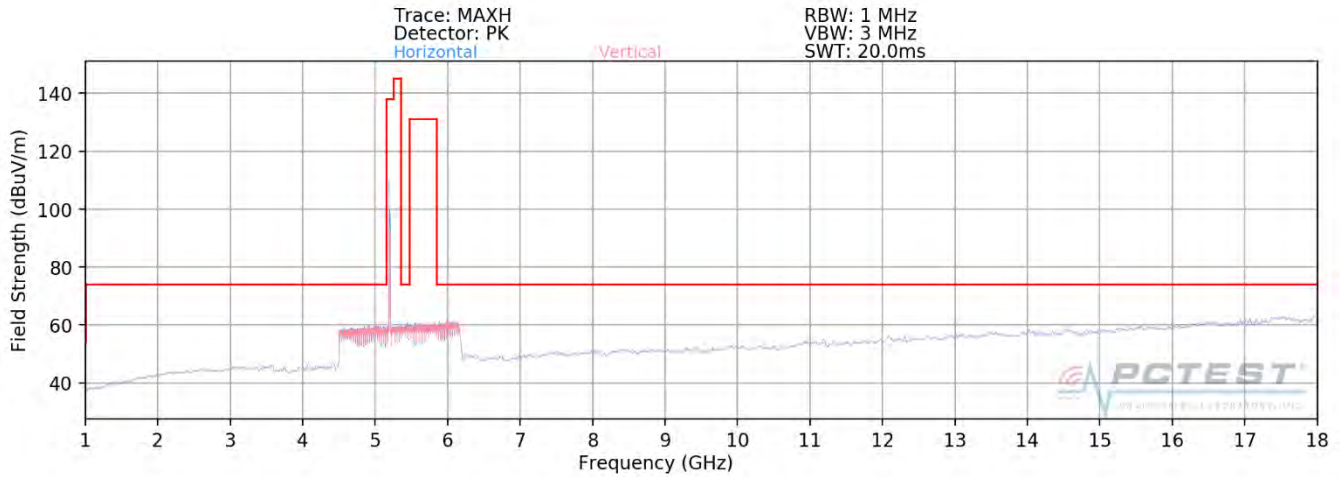
**Radiated Band Edge Measurement Offset**

- The amplitude offset shown in the radiated restricted band edge plots in Section Radiated Spurious Emission Measurements – Above 1GHz was calculated using the formula:  
Offset (dB) = (Antenna Factor + Cable Loss + Attenuator) – Preamplifier Gain

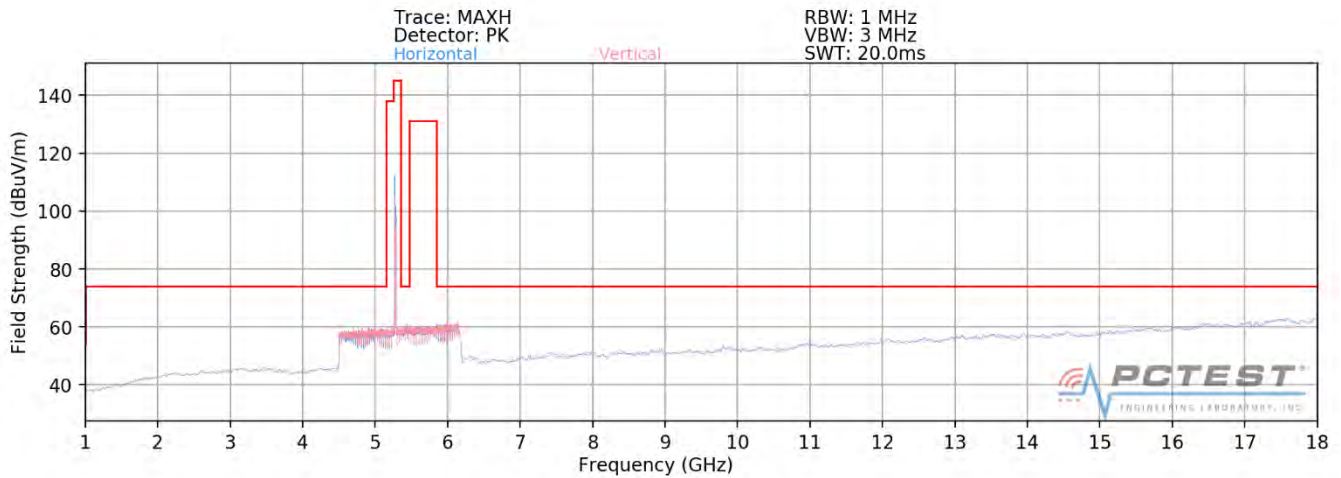
FCC ID: A3LSMN975U	 <b>MEASUREMENT REPORT (CERTIFICATION)</b> 		Approved by: Quality Manager
Test Report S/N: 1M1905200079-08.A3L	Test Dates: 05/20 - 07/09/2019	EUT Type: Portable Handset	Page 224 of 301

## 7.6.1 SISO Antenna-1 Radiated Spurious Emission Measurements

### 26 Tones

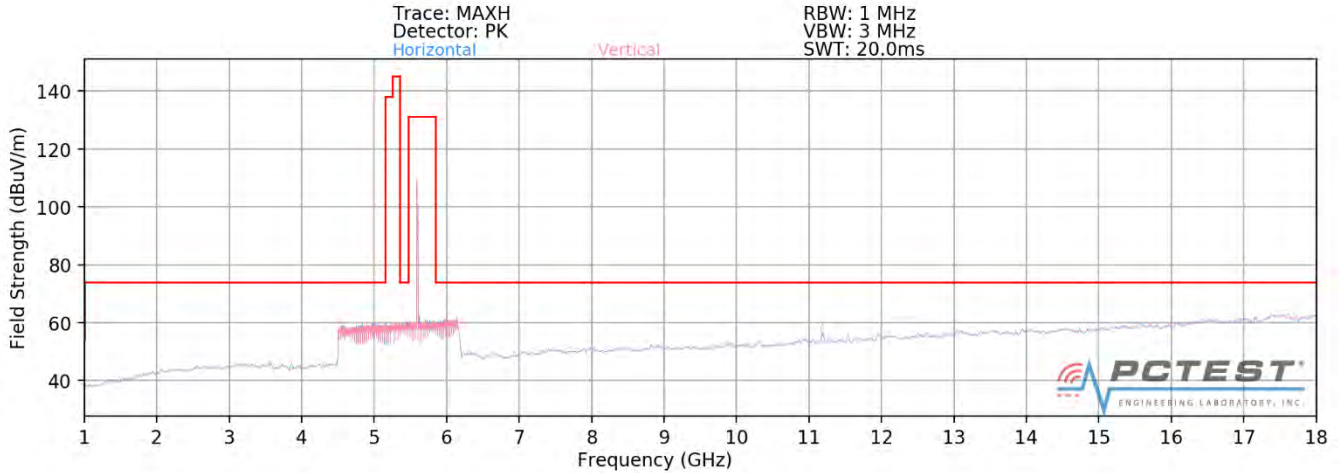


**Plot 7-325. Radiated Spurious Plot above 1GHz SISO ANT1 (802.11ax – U1 Ch. 40 – 26 Tones)**

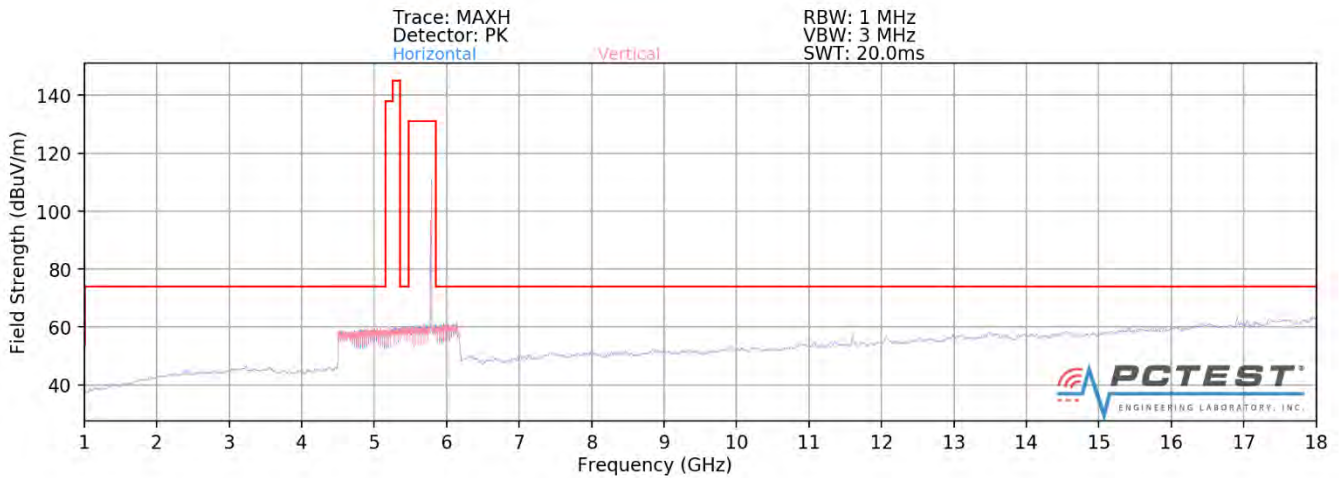


**Plot 7-326. Radiated Spurious Plot above 1GHz SISO ANT1 (802.11ax – U2A Ch. 56 – 26 Tones)**

FCC ID: A3LSMN975U		<b>MEASUREMENT REPORT (CERTIFICATION)</b>		Approved by: Quality Manager
Test Report S/N: 1M1905200079-08.A3L	Test Dates: 05/20 - 07/09/2019	EUT Type: Portable Handset		Page 225 of 301



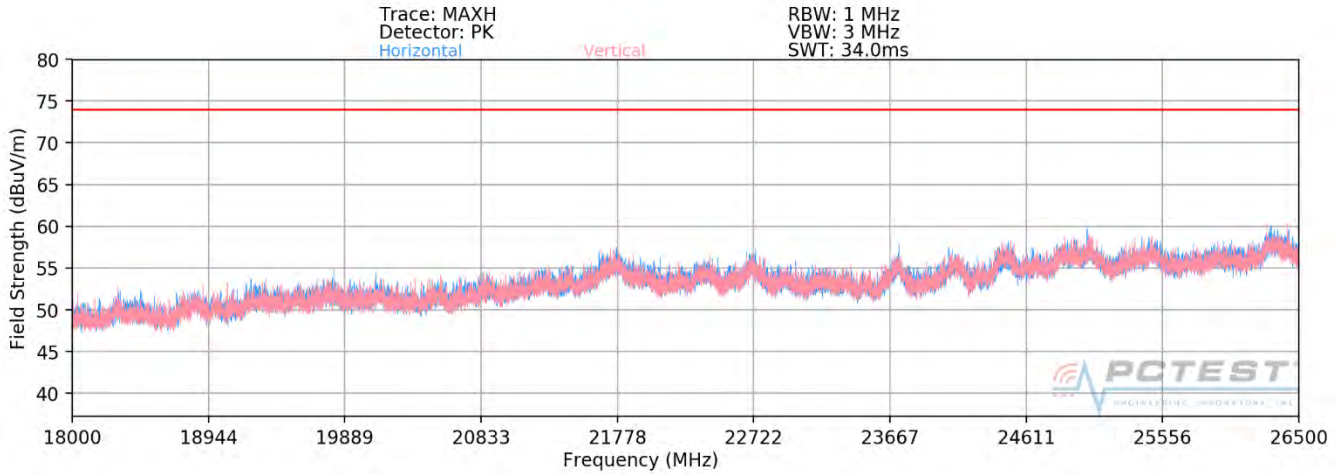
**Plot 7-327. Radiated Spurious Plot above 1GHz SISO ANT1 (802.11ax – U2C Ch. 120 – 26 Tones)**



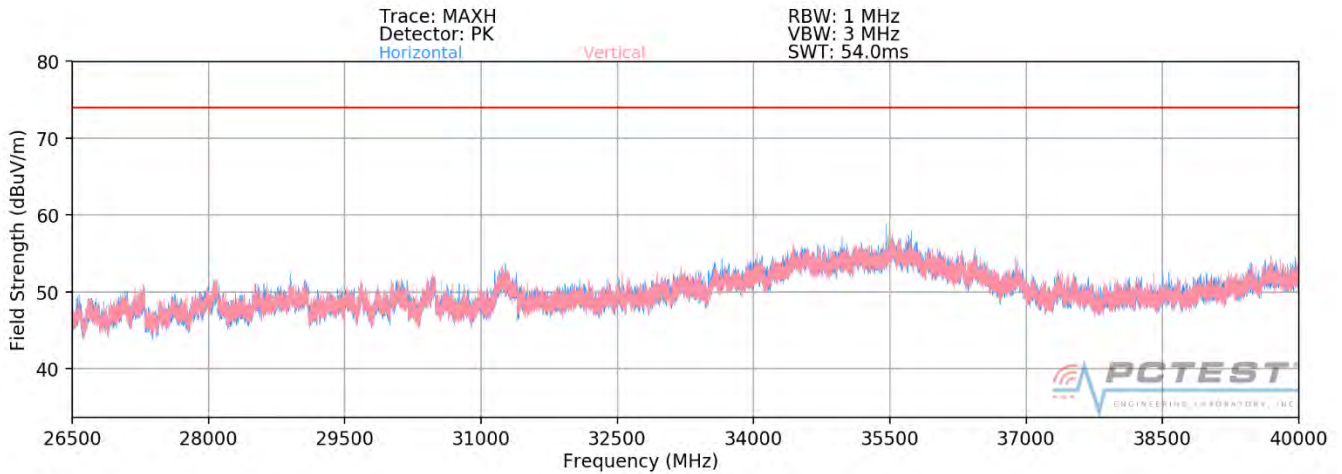
**Plot 7-328. Radiated Spurious Plot above 1GHz SISO ANT1 (802.11ax – U3 Ch. 157 – 26 Tones)**

FCC ID: A3LSMN975U		<b>MEASUREMENT REPORT (CERTIFICATION)</b>		Approved by: Quality Manager
Test Report S/N: 1M1905200079-08.A3L	Test Dates: 05/20 - 07/09/2019	EUT Type: Portable Handset		Page 226 of 301

### SISO Antenna-1 Radiated Spurious Emissions Measurements (Above 18GHz)



**Plot 7-329. Radiated Spurious Plot 18GHz - 26.5GHz SISO ANT1 (802.11ax – 26 Tones)**



**Plot 7-330. Radiated Spurious Plot 26.5GHz - 40GHz SISO ANT1 (802.11ax – 26 Tones)**

FCC ID: A3LSMN975U		<b>MEASUREMENT REPORT (CERTIFICATION)</b>		Approved by: Quality Manager
Test Report S/N: 1M1905200079-08.A3L	Test Dates: 05/20 - 07/09/2019	EUT Type: Portable Handset		Page 227 of 301

## SISO Antenna-1 Radiated Spurious Emission Measurements (26 Tones)

§15.407(b) §15.205 & §15.209; RSS-Gen [8.9]

Worst Case Mode: 802.11ax (20MHz BW)  
 Worst Case Transfer Rate: MCS0  
 RU Index: 4  
 Distance of Measurements: 1 & 3 Meters  
 Operating Frequency: 5180MHz  
 Channel: 36

Frequency [MHz]	Detector	Ant. Pol. [H/V]	Antenna Height [cm]	Turntable Azimuth [degree]	Analyzer Level [dBm]	AFCL [dB/m]	Distance Correction Factor [dB]	Field Strength [dBµV/m]	Limit [dBµV/m]	Margin [dB]
10360.00	Peak	H	111	351	-62.49	12.53	0.00	57.04	68.20	-11.16
* 15540.00	Average	H	-	-	-84.05	15.14	0.00	38.09	53.98	-15.89
* 15540.00	Peak	H	-	-	-72.50	15.14	0.00	49.64	73.98	-24.34
* 20720.00	Average	H	-	-	-77.71	7.63	-9.54	27.38	53.98	-26.60
* 20720.00	Peak	H	-	-	-66.66	7.63	-9.54	38.43	73.98	-35.55
25900.00	Peak	H	-	-	-64.01	9.80	-9.54	43.25	68.20	-24.95

**Table 7-74. Radiated Measurements SISO ANT1 (26 Tones)**

Worst Case Mode: 802.11ax (20MHz BW)  
 Worst Case Transfer Rate: MCS0  
 RU Index: 4  
 Distance of Measurements: 1 & 3 Meters  
 Operating Frequency: 5200MHz  
 Channel: 40

Frequency [MHz]	Detector	Ant. Pol. [H/V]	Antenna Height [cm]	Turntable Azimuth [degree]	Analyzer Level [dBm]	AFCL [dB/m]	Distance Correction Factor [dB]	Field Strength [dBµV/m]	Limit [dBµV/m]	Margin [dB]
10400.00	Peak	H	114	21	-64.11	12.41	0.00	55.30	68.20	-12.90
* 15600.00	Average	H	-	-	-84.46	15.35	0.00	37.89	53.98	-16.09
* 15600.00	Peak	H	-	-	-72.66	15.35	0.00	49.69	73.98	-24.29
* 20800.00	Average	H	-	-	-77.51	7.77	-9.54	27.72	53.98	-26.26
* 20800.00	Peak	H	-	-	-66.55	7.77	-9.54	38.68	73.98	-35.30
26000.00	Peak	H	-	-	-65.36	10.06	-9.54	42.16	68.20	-26.04

**Table 7-75. Radiated Measurements SISO ANT1 (26 Tones)**

FCC ID: A3LSMN975U		MEASUREMENT REPORT (CERTIFICATION)		Approved by: Quality Manager
Test Report S/N: 1M1905200079-08.A3L	Test Dates: 05/20 - 07/09/2019	EUT Type: Portable Handset	Page 228 of 301	

Worst Case Mode: 802.11ax (20MHz BW)  
 Worst Case Transfer Rate: MCS0  
 RU Index: 4  
 Distance of Measurements: 1 & 3 Meters  
 Operating Frequency: 5240MHz  
 Channel: 48

Frequency [MHz]	Detector	Ant. Pol. [H/V]	Antenna Height [cm]	Turntable Azimuth [degree]	Analyzer Level [dBm]	AFCL [dB/m]	Distance Correction Factor [dB]	Field Strength [dBµV/m]	Limit [dBµV/m]	Margin [dB]
10480.00	Peak	H	111	17	-63.40	12.50	0.00	56.10	68.20	-12.10
* 15720.00	Average	H	-	-	-84.72	16.80	0.00	39.08	53.98	-14.90
* 15720.00	Peak	H	-	-	-72.14	16.80	0.00	51.66	73.98	-22.32
* 20960.00	Average	H	-	-	-77.56	8.06	-9.54	27.96	53.98	-26.02
* 20960.00	Peak	H	-	-	-66.77	8.06	-9.54	38.75	73.98	-35.23
26200.00	Peak	H	-	-	-65.14	10.19	-9.54	42.51	68.20	-25.69

**Table 7-76. Radiated Measurements SISO ANT1 (26 Tones)**

Worst Case Mode: 802.11ax (20MHz BW)  
 Worst Case Transfer Rate: MCS0  
 RU Index: 4  
 Distance of Measurements: 1 & 3 Meters  
 Operating Frequency: 5260MHz  
 Channel: 52

Frequency [MHz]	Detector	Ant. Pol. [H/V]	Antenna Height [cm]	Turntable Azimuth [degree]	Analyzer Level [dBm]	AFCL [dB/m]	Distance Correction Factor [dB]	Field Strength [dBµV/m]	Limit [dBµV/m]	Margin [dB]
10520.00	Peak	H	352	10	-65.21	13.15	0.00	54.94	68.20	-13.26
* 15780.00	Average	H	-	-	-84.39	16.11	0.00	38.72	53.98	-15.26
* 15780.00	Peak	H	-	-	-72.74	16.11	0.00	50.37	73.98	-23.61
* 21040.00	Average	H	-	-	-77.48	8.13	-9.54	28.11	53.98	-25.87
* 21040.00	Peak	H	-	-	-66.86	8.13	-9.54	38.73	73.98	-35.25
26300.00	Peak	H	-	-	-64.38	10.75	-9.54	43.83	68.20	-24.37

**Table 7-77. Radiated Measurements SISO ANT1 (26 Tones)**

FCC ID: A3LSMN975U		<b>MEASUREMENT REPORT (CERTIFICATION)</b>		Approved by: Quality Manager
Test Report S/N: 1M1905200079-08.A3L	Test Dates: 05/20 - 07/09/2019	EUT Type: Portable Handset		Page 229 of 301

Worst Case Mode: 802.11ax (20MHz BW)  
 Worst Case Transfer Rate: MCS0  
 RU Index: 4  
 Distance of Measurements: 1 & 3 Meters  
 Operating Frequency: 5280MHz  
 Channel: 56

Frequency [MHz]	Detector	Ant. Pol. [H/V]	Antenna Height [cm]	Turntable Azimuth [degree]	Analyzer Level [dBm]	AFCL [dB/m]	Distance Correction Factor [dB]	Field Strength [dBμV/m]	Limit [dBμV/m]	Margin [dB]
10560.00	Peak	H	335	193	-64.48	13.67	0.00	56.19	68.20	-12.01
* 15840.00	Average	H	-	-	-84.22	15.45	0.00	38.23	53.98	-15.75
* 15840.00	Peak	H	-	-	-72.06	15.45	0.00	50.39	73.98	-23.59
* 21120.00	Average	H	-	-	-77.11	8.29	-9.54	28.64	53.98	-25.34
* 21120.00	Peak	H	-	-	-65.99	8.29	-9.54	39.76	73.98	-34.22
26400.00	Peak	H	-	-	-65.02	10.53	-9.54	42.97	68.20	-25.23

**Table 7-78. Radiated Measurements SISO ANT1 (26 Tones)**

Worst Case Mode: 802.11ax (20MHz BW)  
 Worst Case Transfer Rate: MCS0  
 RU Index: 4  
 Distance of Measurements: 1 & 3 Meters  
 Operating Frequency: 5320MHz  
 Channel: 64

Frequency [MHz]	Detector	Ant. Pol. [H/V]	Antenna Height [cm]	Turntable Azimuth [degree]	Analyzer Level [dBm]	AFCL [dB/m]	Distance Correction Factor [dB]	Field Strength [dBμV/m]	Limit [dBμV/m]	Margin [dB]
* 10640.00	Average	H	115	14	-77.11	14.01	0.00	43.19	53.98	-10.79
* 10640.00	Peak	H	115	14	-65.01	14.01	0.00	55.71	73.98	-18.27
* 15960.00	Average	H	340	40	-80.43	15.52	0.00	40.09	53.98	-13.89
* 15960.00	Peak	H	340	40	-68.55	15.52	0.00	52.50	73.98	-21.48
* 21280.00	Average	H	-	-	-77.31	8.44	-9.54	28.64	53.98	-25.34
* 21280.00	Peak	H	-	-	-66.02	8.44	-9.54	39.64	73.98	-34.34
26600.00	Peak	H	-	-	-51.75	-5.12	-9.54	40.70	68.20	-27.50

**Table 7-79. Radiated Measurements SISO ANT1 (26 Tones)**

FCC ID: A3LSMN975U		<b>MEASUREMENT REPORT (CERTIFICATION)</b>		Approved by: Quality Manager
Test Report S/N: 1M1905200079-08.A3L	Test Dates: 05/20 - 07/09/2019	EUT Type: Portable Handset		Page 230 of 301

Worst Case Mode: 802.11ax (20MHz BW)  
 Worst Case Transfer Rate: MCS0  
 RU Index: 4  
 Distance of Measurements: 1 & 3 Meters  
 Operating Frequency: 5500MHz  
 Channel: 100

Frequency [MHz]	Detector	Ant. Pol. [H/V]	Antenna Height [cm]	Turntable Azimuth [degree]	Analyzer Level [dBm]	AFCL [dB/m]	Distance Correction Factor [dB]	Field Strength [dBµV/m]	Limit [dBµV/m]	Margin [dB]
* 11000.00	Average	H	371	180	-75.95	13.97	0.00	45.02	53.98	-8.96
* 11000.00	Peak	H	371	180	-59.19	13.97	0.00	61.78	73.98	-12.20
16500.00	Peak	H	-	-	-72.08	16.35	0.00	51.27	68.20	-16.93
22000.00	Peak	H	-	-	-65.70	8.89	-9.54	40.65	68.20	-27.55
27500.00	Peak	H	-	-	-50.26	-6.38	-9.54	40.82	68.20	-27.38

**Table 7-80. Radiated Measurements SISO ANT1 (26 Tones)**

Worst Case Mode: 802.11ax (20MHz BW)  
 Worst Case Transfer Rate: MCS0  
 RU Index: 4  
 Distance of Measurements: 1 & 3 Meters  
 Operating Frequency: 5600MHz  
 Channel: 120

Frequency [MHz]	Detector	Ant. Pol. [H/V]	Antenna Height [cm]	Turntable Azimuth [degree]	Analyzer Level [dBm]	AFCL [dB/m]	Distance Correction Factor [dB]	Field Strength [dBµV/m]	Limit [dBµV/m]	Margin [dB]
* 11200.00	Average	H	324	180	-75.31	14.01	0.00	45.70	53.98	-8.28
* 11200.00	Peak	H	324	180	-60.09	14.01	0.00	60.92	73.98	-13.06
16800.00	Peak	H	-	-	-72.05	17.24	0.00	52.19	68.20	-16.01
* 22400.00	Average	H	-	-	-77.83	9.64	-9.54	29.27	53.98	-24.71
* 22400.00	Peak	H	-	-	-66.85	9.64	-9.54	40.25	73.98	-33.73
28000.00	Peak	H	-	-	-51.40	-4.74	-9.54	41.32	68.20	-26.88

**Table 7-81. Radiated Measurements SISO ANT1 (26 Tones)**

FCC ID: A3LSMN975U		<b>MEASUREMENT REPORT (CERTIFICATION)</b>		Approved by: Quality Manager
Test Report S/N: 1M1905200079-08.A3L	Test Dates: 05/20 - 07/09/2019	EUT Type: Portable Handset		Page 231 of 301

Worst Case Mode: 802.11ax (20MHz BW)  
 Worst Case Transfer Rate: MCS0  
 RU Index: 4  
 Distance of Measurements: 1 & 3 Meters  
 Operating Frequency: 5720MHz  
 Channel: 144

Frequency [MHz]	Detector	Ant. Pol. [H/V]	Antenna Height [cm]	Turntable Azimuth [degree]	Analyzer Level [dBm]	AFCL [dB/m]	Distance Correction Factor [dB]	Field Strength [dBμV/m]	Limit [dBμV/m]	Margin [dB]
* 11440.00	Average	H	318	186	-76.36	14.87	0.00	45.51	53.98	-8.47
* 11440.00	Peak	H	318	186	-61.33	14.87	0.00	60.54	73.98	-13.44
17160.00	Peak	H	-	-	-71.62	19.17	0.00	54.55	68.20	-13.65
* 22880.00	Average	H	-	-	-77.91	9.34	-9.54	28.89	53.98	-25.09
* 22880.00	Peak	H	-	-	-66.96	9.34	-9.54	39.84	73.98	-34.14
28600.00	Peak	H	-	-	-51.75	-6.22	-9.54	39.49	68.20	-28.71

**Table 7-82. Radiated Measurements SISO ANT1 (26 Tones)**

Worst Case Mode: 802.11ax (20MHz BW)  
 Worst Case Transfer Rate: MCS0  
 RU Index: 4  
 Distance of Measurements: 1 & 3 Meters  
 Operating Frequency: 5745MHz  
 Channel: 149

Frequency [MHz]	Detector	Ant. Pol. [H/V]	Antenna Height [cm]	Turntable Azimuth [degree]	Analyzer Level [dBm]	AFCL [dB/m]	Distance Correction Factor [dB]	Field Strength [dBμV/m]	Limit [dBμV/m]	Margin [dB]
* 11490.00	Average	H	326	181	-76.88	14.52	0.00	44.64	53.98	-9.34
* 11490.00	Peak	H	326	181	-62.59	14.52	0.00	58.93	73.98	-15.05
17235.00	Peak	H	-	-	-71.61	19.51	0.00	54.90	68.20	-13.30
* 22980.00	Average	H	-	-	-77.85	9.49	-9.54	29.10	53.98	-24.88
* 22980.00	Peak	H	-	-	-66.09	9.49	-9.54	40.86	73.98	-33.12
28725.00	Peak	H	-	-	-50.63	-5.89	-9.54	40.94	68.20	-27.26

**Table 7-83. Radiated Measurements SISO ANT1 (26 Tones)**

FCC ID: A3LSMN975U		<b>MEASUREMENT REPORT (CERTIFICATION)</b>		Approved by: Quality Manager
Test Report S/N: 1M1905200079-08.A3L	Test Dates: 05/20 - 07/09/2019	EUT Type: Portable Handset		Page 232 of 301