

## Band 30 Frequency Stability Measurements

OPERATING FREQUENCY: 2,310,000,000 Hz  
 CHANNEL: 27710  
 REFERENCE VOLTAGE: 4.25 VDC

VOLTAGE (%)	POWER (VDC)	TEMP (°C)	FREQUENCY (Hz)	Freq. Dev. (Hz)	Deviation (%)
100 %	4.25	- 30	2,310,000,075	75	0.0000032
100 %		- 20	2,310,000,073	73	0.0000032
100 %		- 10	2,310,000,058	58	0.0000025
100 %		0	2,310,000,178	178	0.0000077
100 %		+ 10	2,310,000,017	17	0.0000007
100 %		+ 20	2,309,999,979	-21	-0.0000009
100 %		+ 30	2,309,999,698	-302	-0.0000131
100 %		+ 40	2,310,000,109	109	0.0000047
100 %		+ 50	2,310,000,109	109	0.0000047
BATT. ENDPOINT		3.38	+ 20	2,309,999,893	-107

**Table 7-67. Frequency Stability Data (Band 30)**

**Note:**

Based on the results of the frequency stability test at the center channel the frequency deviation results measured are very small. As such it is determined that the channels at the band edge would remain in-band when the maximum measured frequency deviation noted during the frequency stability tests is applied. Therefore the device is determined to remain operating in band over the temperature and voltage range as tested.

FCC ID: A3LSMN975U		MEASUREMENT REPORT (CERTIFICATION)		Approved by: Quality Manager
Test Report S/N: 1M1905200079-03.A3L	Test Dates: 05/20 - 07/05/2019	EUT Type: Portable Handset	Page 342 of 348	

## Band 30 Frequency Stability Measurements

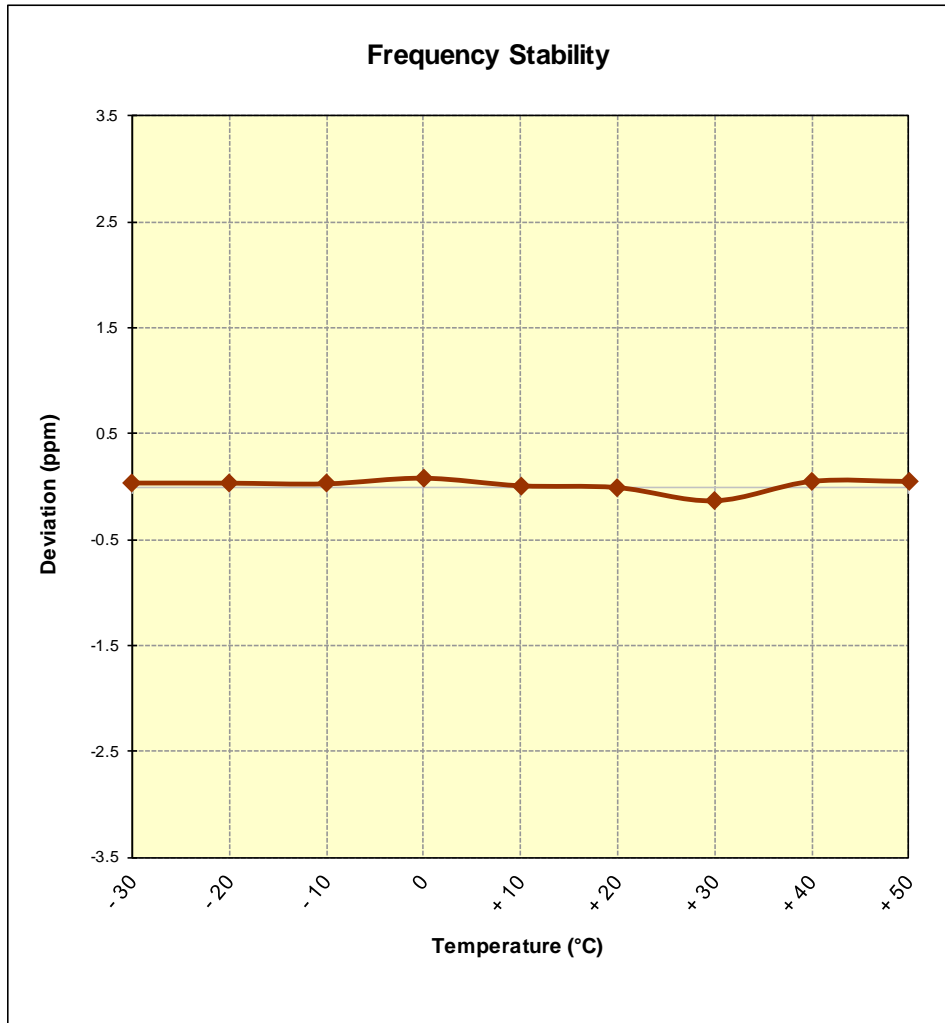


Figure 7-17. Frequency Stability Graph (Band 30)

FCC ID: A3LSMN975U		MEASUREMENT REPORT (CERTIFICATION)		Approved by: Quality Manager
Test Report S/N: 1M1905200079-03.A3L	Test Dates: 05/20 - 07/05/2019	EUT Type: Portable Handset		Page 343 of 348

## Band 7 Frequency Stability Measurements

OPERATING FREQUENCY: 2,535,000,000 Hz  
 CHANNEL: 21100  
 REFERENCE VOLTAGE: 4.25 VDC

VOLTAGE (%)	POWER (VDC)	TEMP (°C)	FREQUENCY (Hz)	Freq. Dev. (Hz)	Deviation (%)
100 %	4.25	- 30	2,535,000,115	115	0.0000045
100 %		- 20	2,534,999,735	-265	-0.0000105
100 %		- 10	2,534,999,956	-44	-0.0000017
100 %		0	2,535,000,282	282	0.0000111
100 %		+ 10	2,535,000,058	58	0.0000023
100 %		+ 20	2,535,000,024	24	0.0000009
100 %		+ 30	2,535,000,161	161	0.0000064
100 %		+ 40	2,534,999,891	-109	-0.0000043
100 %		+ 50	2,534,999,978	-22	-0.0000009
BATT. ENDPOINT		3.38	+ 20	2,534,999,919	-81

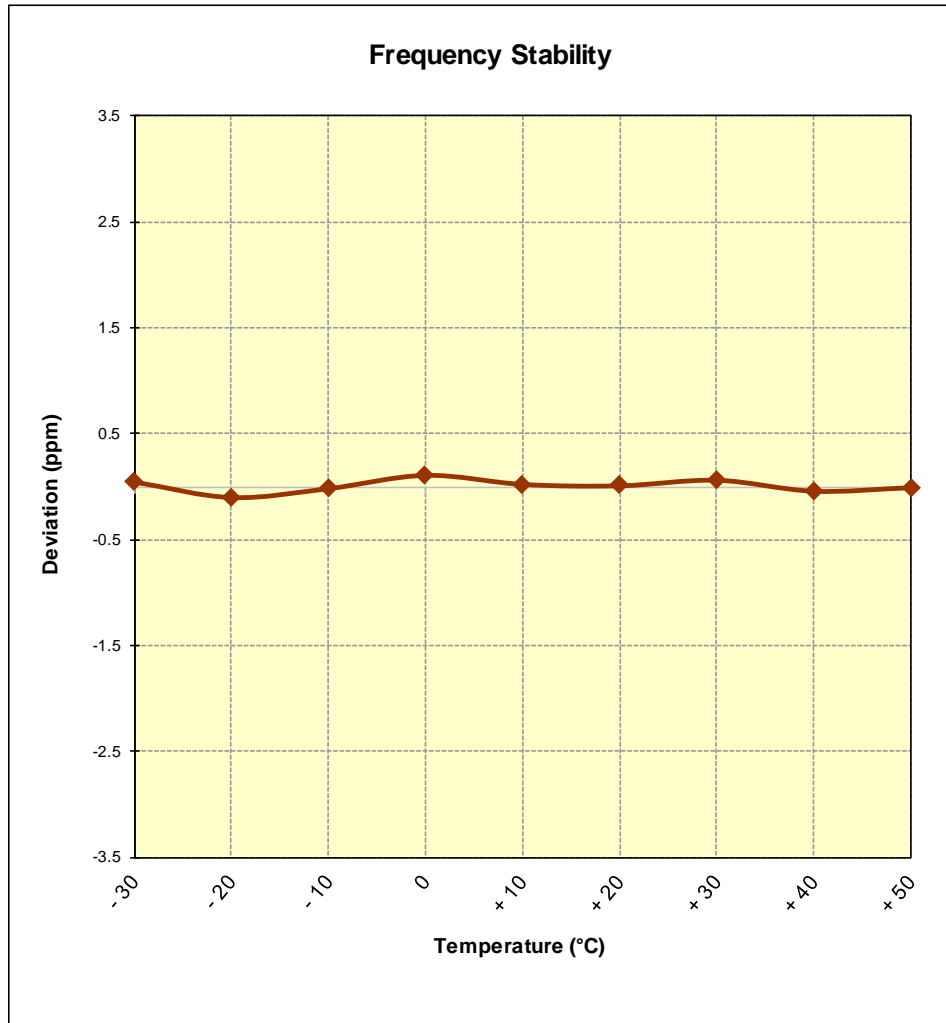
**Table 7-68. Frequency Stability Data (Band 7)**

**Note:**

Based on the results of the frequency stability test at the center channel the frequency deviation results measured are very small. As such it is determined that the channels at the band edge would remain in-band when the maximum measured frequency deviation noted during the frequency stability tests is applied. Therefore the device is determined to remain operating in band over the temperature and voltage range as tested.

FCC ID: A3LSMN975U		MEASUREMENT REPORT (CERTIFICATION)		Approved by: Quality Manager
Test Report S/N: 1M1905200079-03.A3L	Test Dates: 05/20 - 07/05/2019	EUT Type: Portable Handset	Page 344 of 348	

## Band 7 Frequency Stability Measurements



**Figure 7-18. Frequency Stability Graph (Band 7)**

FCC ID: A3LSMN975U		<b>MEASUREMENT REPORT (CERTIFICATION)</b>		Approved by: Quality Manager
Test Report S/N: 1M1905200079-03.A3L	Test Dates: 05/20 - 07/05/2019	EUT Type: Portable Handset		Page 345 of 348

## Band 41/38 Frequency Stability Measurements

OPERATING FREQUENCY: 2,593,000,000 Hz  
 CHANNEL: 40620  
 REFERENCE VOLTAGE: 4.25 VDC

VOLTAGE (%)	POWER (VDC)	TEMP (°C)	FREQUENCY (Hz)	Freq. Dev. (Hz)	Deviation (%)
100 %	4.25	- 30	2,592,999,908	-92	-0.0000035
100 %		- 20	2,593,000,353	353	0.0000136
100 %		- 10	2,593,000,256	256	0.0000099
100 %		0	2,593,000,077	77	0.0000030
100 %		+ 10	2,593,000,045	45	0.0000017
100 %		+ 20	2,592,999,750	-250	-0.0000096
100 %		+ 30	2,592,999,867	-133	-0.0000051
100 %		+ 40	2,592,999,828	-172	-0.0000066
100 %		+ 50	2,593,000,162	162	0.0000062
BATT. ENDPOINT		3.38	+ 20	2,593,000,001	1

**Table 7-69. Frequency Stability Data (Band 41/38)**

**Note:**

Based on the results of the frequency stability test at the center channel the frequency deviation results measured are very small. As such it is determined that the channels at the band edge would remain in-band when the maximum measured frequency deviation noted during the frequency stability tests is applied. Therefore the device is determined to remain operating in band over the temperature and voltage range as tested.

FCC ID: A3LSMN975U		MEASUREMENT REPORT (CERTIFICATION)		Approved by: Quality Manager
Test Report S/N: 1M1905200079-03.A3L	Test Dates: 05/20 - 07/05/2019	EUT Type: Portable Handset	Page 346 of 348	

## Band 41/38 Frequency Stability Measurements

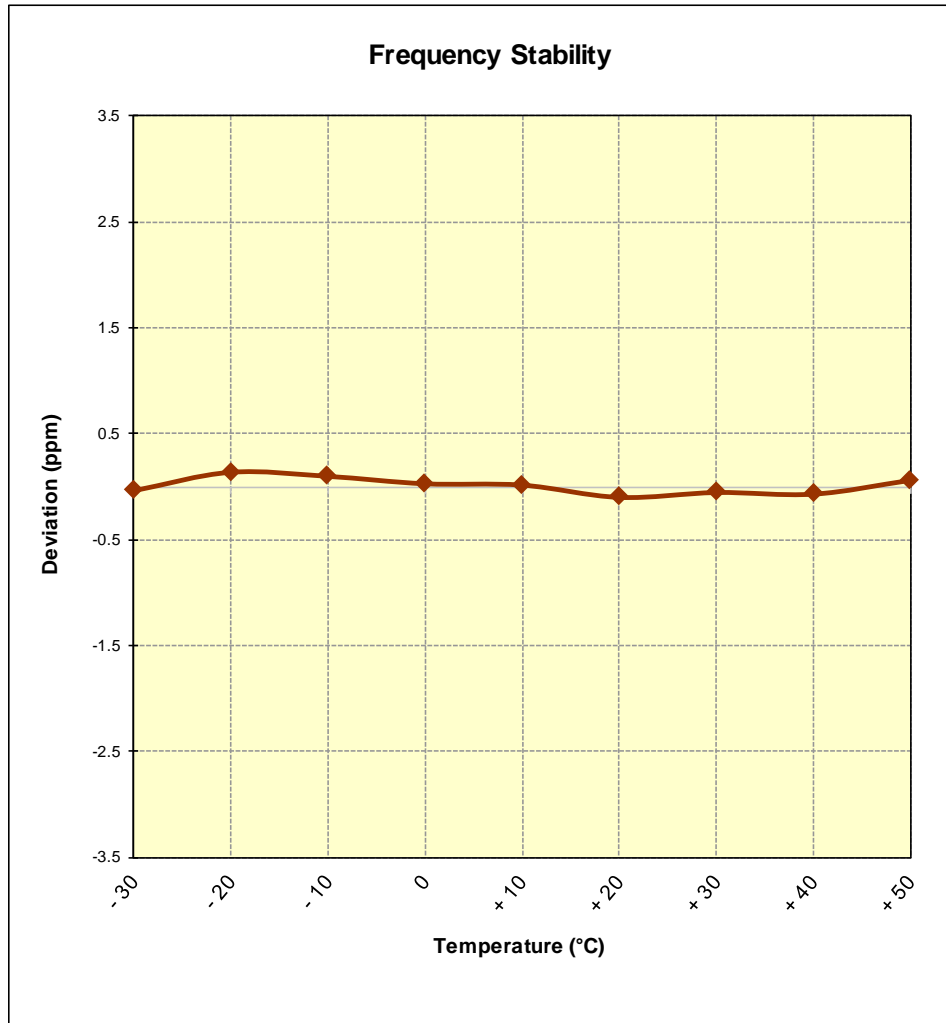


Figure 7-19. Frequency Stability Graph (Band 41/38)

FCC ID: A3LSMN975U		MEASUREMENT REPORT (CERTIFICATION)		Approved by: Quality Manager
Test Report S/N: 1M1905200079-03.A3L	Test Dates: 05/20 - 07/05/2019	EUT Type: Portable Handset		Page 347 of 348

## 8.0 CONCLUSION

The data collected relate only to the item(s) tested and show that the **Samsung Portable Handset FCC ID: A3LSMN975U** complies with all the requirements of Part 22, 24, & 27 of the FCC Rules for LTE operation only.

FCC ID: A3LSMN975U		<b>MEASUREMENT REPORT (CERTIFICATION)</b>		<b>Approved by:</b> Quality Manager
<b>Test Report S/N:</b> 1M1905200079-03.A3L	<b>Test Dates:</b> 05/20 - 07/05/2019	<b>EUT Type:</b> Portable Handset	Page 348 of 348	