

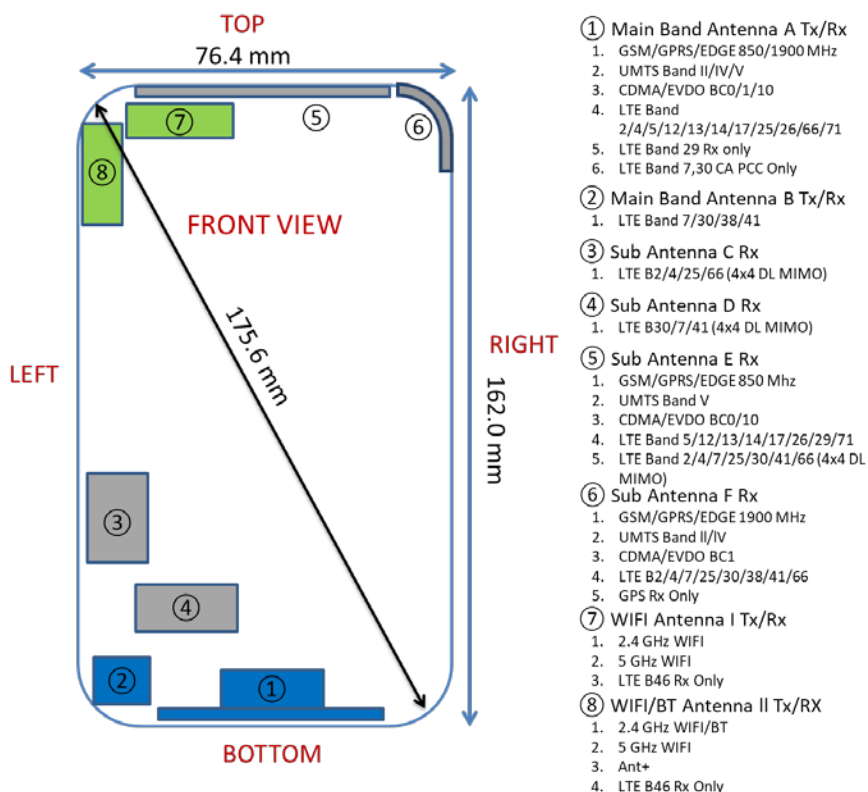


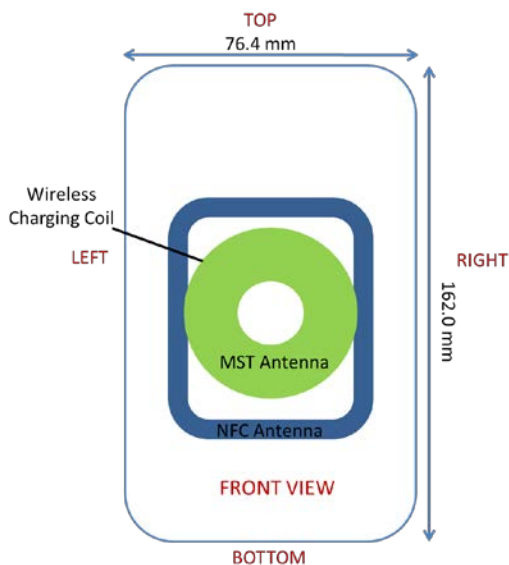
APPENDIX F: DUT ANTENNA DIAGRAM & SAR TEST SETUP PHOTOGRAPHS

FCC ID A3LSMN960U		SAR EVALUATION REPORT		Approved by: Quality Manager
Test Dates: 05/07/18 - 06/11/18	DUT Type: Portable Handset			APPENDIX F: Page 1 of 13

Note: Exact antenna dimensions and separation distances are shown in the Technical Descriptions in the FCC Filing.




**Figure F-1
DUT Antenna Locations**




**Figure F-2
NFC Antenna Locations**



FCC ID A3LSMN960U		SAR EVALUATION REPORT		Approved by: Quality Manager
Test Dates: 05/07/18 - 06/11/18	DUT Type: Portable Handset			APPENDIX F: Page 2 of 13




SAR Test Setup Photo 1 – Right Cheek




SAR Test Setup Photo 2 – Right Tilt



FCC ID A3LSMN960U		SAR EVALUATION REPORT		Approved by: Quality Manager
Test Dates: 05/07/18 - 06/11/18	DUT Type: Portable Handset	APPENDIX F: Page 3 of 13		




SAR Test Setup Photo 3 – Left Cheek




SAR Test Setup Photo 4 – Left Tilt



FCC ID A3LSMN960U		SAR EVALUATION REPORT		Approved by: Quality Manager
Test Dates: 05/07/18 - 06/11/18	DUT Type: Portable Handset	APPENDIX F: Page 4 of 13		




SAR Test Setup Photo 5 – Back Side at 15 mm




SAR Test Setup Photo 6 – Back Side at 10 mm



FCC ID A3LSMN960U		SAR EVALUATION REPORT		Approved by: Quality Manager
Test Dates: 05/07/18 - 06/11/18	DUT Type: Portable Handset	APPENDIX F: Page 5 of 13		




SAR Test Setup Photo 7 – Back Side at 7 mm




SAR Test Setup Photo 7 – Back Side at 0 mm



FCC ID A3LSMN960U		SAR EVALUATION REPORT		Approved by: Quality Manager
Test Dates: 05/07/18 - 06/11/18	DUT Type: Portable Handset	APPENDIX F: Page 6 of 13		




SAR Test Setup Photo 8 – Front Side at 10 mm



SAR Test Setup Photo 9 – Front Side at 5 mm



FCC ID A3LSMN960U		SAR EVALUATION REPORT		Approved by: Quality Manager
Test Dates: 05/07/18 - 06/11/18	DUT Type: Portable Handset	APPENDIX F: Page 7 of 13		




SAR Test Setup Photo 10 – Front Side at 0 mm




SAR Test Setup Photo 11 – Top Edge at 10 mm



FCC ID A3LSMN960U		SAR EVALUATION REPORT		Approved by: Quality Manager
Test Dates: 05/07/18 - 06/11/18	DUT Type: Portable Handset	APPENDIX F: Page 8 of 13		



SAR Test Setup Photo 12 – Top Edge at 0 mm




SAR Test Setup Photo 14 – Bottom Edge at 10 mm



FCC ID A3LSMN960U		SAR EVALUATION REPORT		Approved by: Quality Manager
Test Dates: 05/07/18 - 06/11/18	DUT Type: Portable Handset	APPENDIX F: Page 9 of 13		




SAR Test Setup Photo 15 – Bottom Edge at 0 mm




SAR Test Setup Photo 16 – Right Edge at 10 mm



FCC ID A3LSMN960U		SAR EVALUATION REPORT		Approved by: Quality Manager
Test Dates: 05/07/18 - 06/11/18	DUT Type: Portable Handset	APPENDIX F: Page 10 of 13		




SAR Test Setup Photo 17 – Right Edge at 0 mm





SAR Test Setup Photo 18 – Left Edge at 10 mm

<p>FCC ID A3LSMN960U</p>		<p>SAR EVALUATION REPORT</p>		<p>Approved by: Quality Manager</p>
<p>Test Dates: 05/07/18 - 06/11/18</p>	<p>DUT Type: Portable Handset</p>	<p>APPENDIX F: Page 11 of 13</p>		





SAR Test Setup Photo 19 – Left Edge at 0 mm

FCC ID A3LSMN960U		SAR EVALUATION REPORT	 Approved by: Quality Manager
Test Dates: 05/07/18 - 06/11/18	DUT Type: Portable Handset	APPENDIX F: Page 12 of 13	



SAR Test Setup Photo 20 – Horizontal and Vertical Reference Lines

FCC ID A3LSMN960U		SAR EVALUATION REPORT		Approved by: Quality Manager
Test Dates: 05/07/18 - 06/11/18	DUT Type: Portable Handset	APPENDIX F: Page 13 of 13		