

7.4 Band Edge Emissions at Antenna Terminal

Test Overview

All out of band emissions are measured with a spectrum analyzer connected to the antenna terminal of the EUT while the EUT is operating at its maximum duty cycle, at maximum power, and at the appropriate frequencies. All data rates were investigated to determine the worst case configuration. All modes of operation were investigated and the worst case configuration results are reported in this section.

The minimum permissible attenuation level of any spurious emission is $43 + \log_{10}(P_{[Watts]})$, where P is the transmitter power in Watts.

The minimum permissible attenuation level for Band 30 is $> 43 + 10\log_{10}(P_{[Watts]})$ at 2300-2305MHz & 2345-2360MHz, $> 55 + 10\log_{10}(P_{[Watts]})$ at 2320-2324MHz & 2341-2345MHz, $> 61 + 10\log_{10}(P_{[Watts]})$ at 2324-2328MHz & 2337-2341MHz, $> 67 + 10\log_{10}(P_{[Watts]})$ at 2288-2292MHz & 2328-2337MHz, and $> 70 + 10\log_{10}(P_{[Watts]})$ at frequencies $< 2288\text{MHz}$ & $> 2365\text{MHz}$.

The minimum permissible attenuation level for Band 7, 38 and 41 is as noted in the Test Notes on the following page.

Test Procedure Used

KDB 971168 D01 v03r01 – Section 6.0

Test Settings

1. Start and stop frequency were set such that the band edge would be placed in the center of the plot
2. Span was set large enough so as to capture all out of band emissions near the band edge
3. RBW \geq 1% of the emission bandwidth
4. VBW \geq 3 x RBW
5. Detector = RMS
6. Number of sweep points \geq 2 x Span/RBW
7. Trace mode = trace average for continuous emissions, max hold for pulse emissions
8. Sweep time = auto couple
9. The trace was allowed to stabilize

Test Setup

The EUT and measurement equipment were set up as shown in the diagram below.

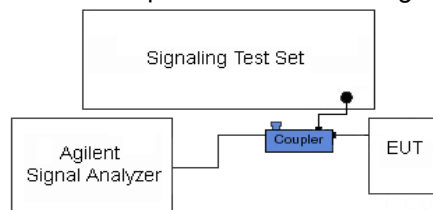


Figure 7-3. Test Instrument & Measurement Setup

FCC ID: A3LSMN960U		MEASUREMENT REPORT (CERTIFICATION)		Approved by: Quality Manager
Test Report S/N: 1M1804270086-03.A3L	Test Dates: 4/30 - 6/13/2018	EUT Type: Portable Handset	Page 147 of 325	

Test Notes

Per 22.917(b) 24.238(a) 27.53(h) in the 1 MHz bands immediately outside and adjacent to the frequency block a resolution bandwidth of at least one percent of the emission bandwidth of the fundamental emission of the transmitter may be employed to demonstrate compliance with the out-of-band emissions limit. The emission bandwidth is defined as the width of the signal between two points, one below the carrier center frequency and one above the carrier center frequency, outside of which all emission are attenuated at least 26 dB below the transmitter power.

Per 27.53(g) for operations in the 698-746 MHz band, in the 100 kHz bands immediately outside and adjacent to the frequency block a resolution bandwidth of at least 30 kHz may be employed to demonstrate compliance with the out-of-band emissions limit.

Per 27.53(c)(5) for operations in the 776-788 MHz band, in the 100 kHz bands immediately outside and adjacent to the frequency block a resolution bandwidth of at least 30 kHz may be employed to demonstrate compliance with the out-of-band emissions limit.

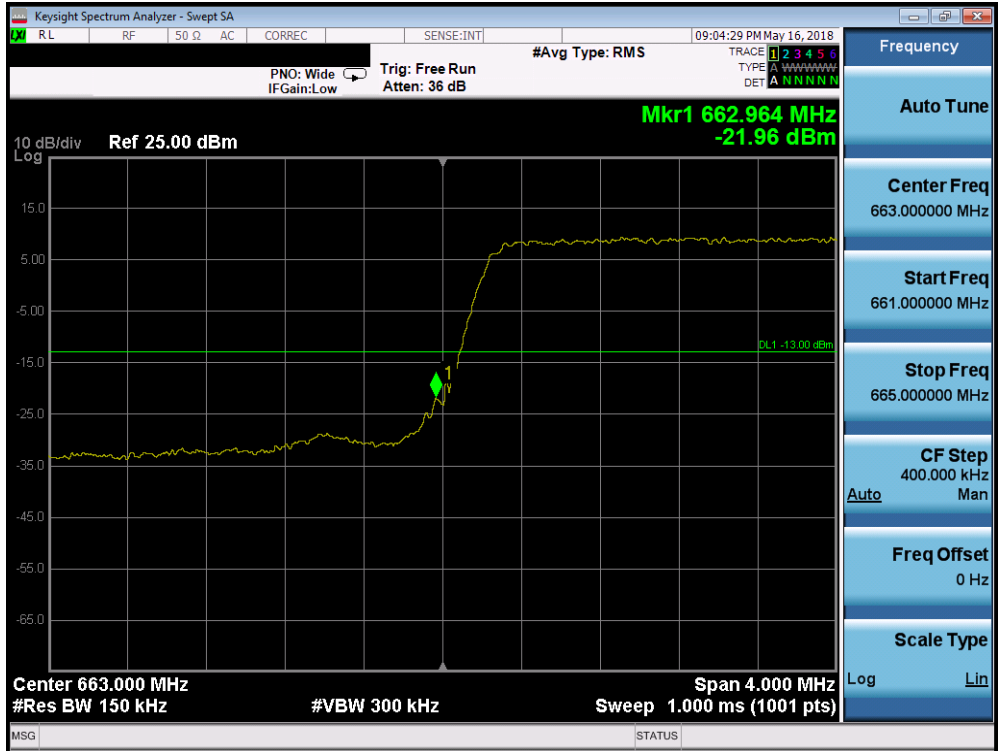
For all plots showing emissions in the 763 – 775MHz and 793 – 805MHz band, the FCC limit per 27.53(c)(4) is $65 + 10\log_{10}(P) = -35\text{dBm}$ in a 6.25kHz bandwidth.

Per 27.53(a)(5) in the 1 MHz bands immediately outside and adjacent to the channel blocks at 2305, 2310, 2315, 2320, 2345, 2350, 2355, and 2360 MHz, a resolution bandwidth of at least 1 percent of the emission bandwidth of the fundamental emission of the transmitter may be employed. A narrower resolution bandwidth is permitted in all cases to improve measurement accuracy provided the measured power is integrated over the full required measurement bandwidth (i.e., 1 MHz). The emission bandwidth is defined as the width of the signal between two points, one below the carrier center frequency and one above the carrier center frequency, outside of which all emissions are attenuated at least 26 dB below the transmitter power.

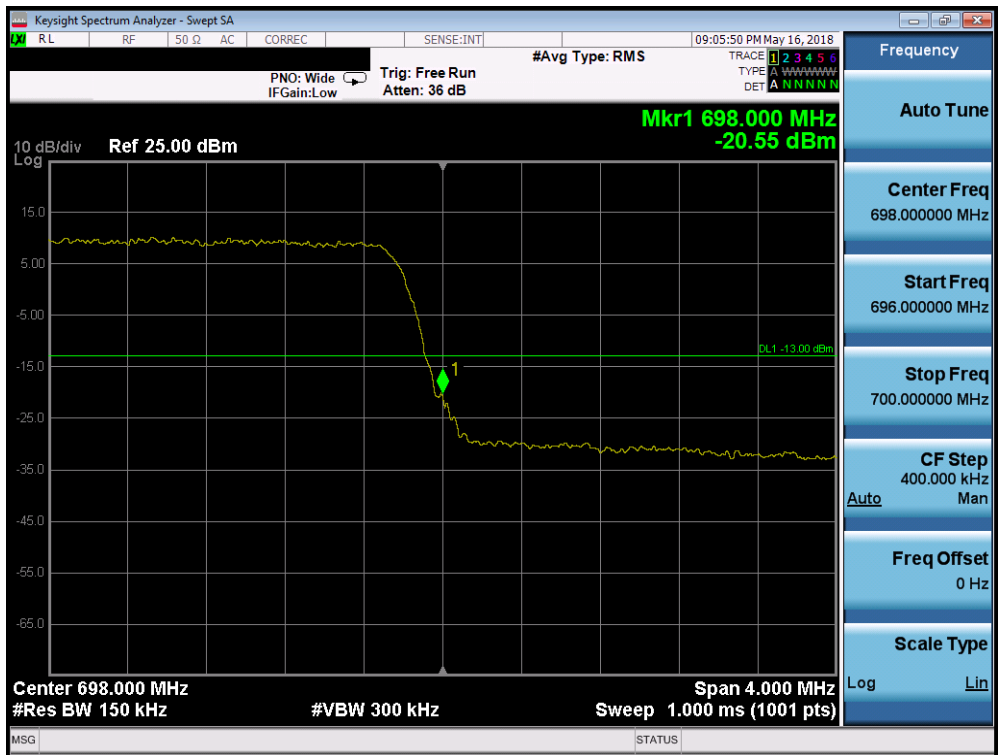
Per 27.53(m) for operations in the BRS/EBS bands, the attenuation factor shall be not less than $40 + 10 \log (P)$ dB on all frequencies between the channel edge and 5 megahertz from the channel edge, $43 + 10 \log (P)$ dB on all frequencies between 5 megahertz and X megahertz from the channel edge, and $55 + 10 \log (P)$ dB on all frequencies more than X megahertz from the channel edge, where X is the greater of 6 megahertz or the actual emission bandwidth. In addition, the attenuation factor shall not be less that $43 + 10 \log (P)$ dB on all frequencies between 2490.5 MHz and 2496 MHz and $55 + 10 \log (P)$ dB at or below 2490.5 MHz.

FCC ID: A3LSMN960U	 MEASUREMENT REPORT (CERTIFICATION) 		Approved by: Quality Manager
Test Report S/N: 1M1804270086-03.A3L	Test Dates: 4/30 - 6/13/2018	EUT Type: Portable Handset	Page 148 of 325

Band 71

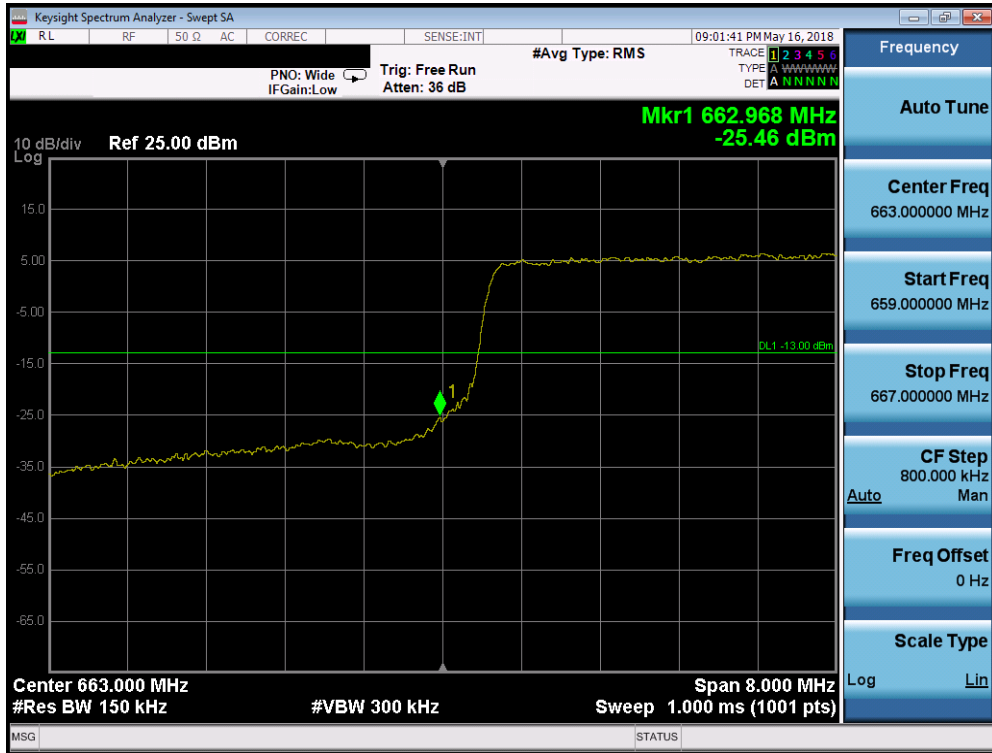


Plot 7-238. Lower Band Edge Plot (Band 71 - 5.0MHz QPSK - Full RB Configuration)



Plot 7-239. Upper Band Edge Plot (Band 71 - 5.0MHz QPSK - Full RB Configuration)

FCC ID: A3LSMN960U	PCTEST ENGINEERING LABORATORY, INC.	MEASUREMENT REPORT (CERTIFICATION)	SAMSUNG	Approved by: Quality Manager
Test Report S/N: 1M1804270086-03.A3L	Test Dates: 4/30 - 6/13/2018	EUT Type: Portable Handset		Page 149 of 325

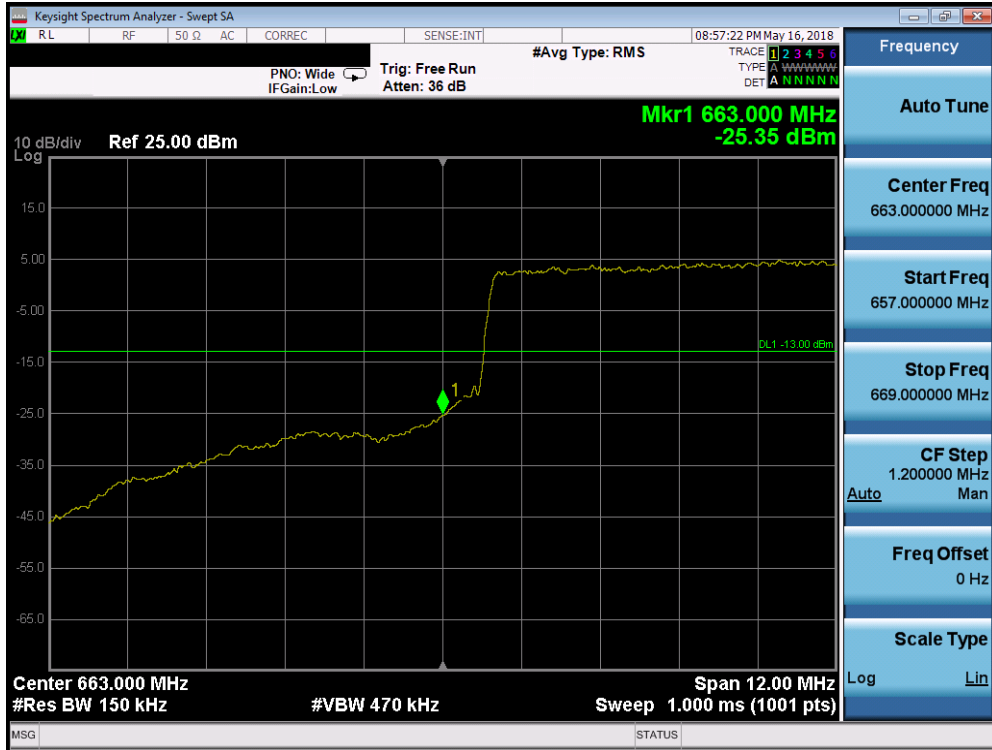


Plot 7-240. Lower Band Edge Plot (Band 71 - 10.0MHz QPSK - Full RB Configuration)

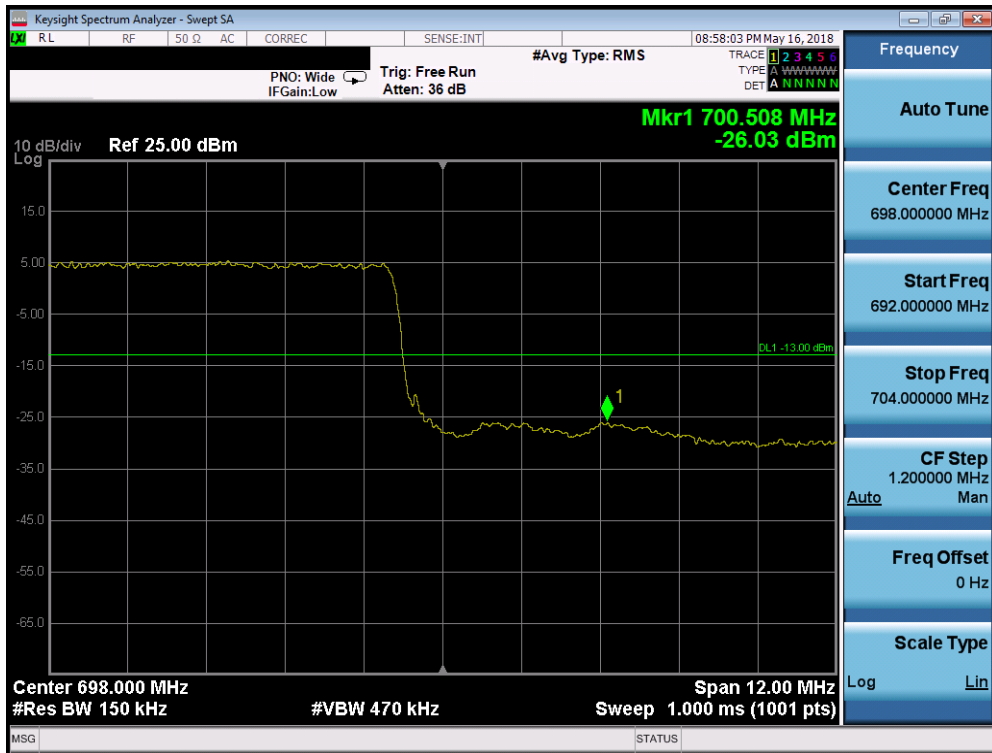


Plot 7-241. Upper Band Edge Plot (Band 71 - 10.0MHz QPSK - Full RB Configuration)

FCC ID: A3LSMN960U		MEASUREMENT REPORT (CERTIFICATION)		Approved by: Quality Manager
Test Report S/N: 1M1804270086-03.A3L	Test Dates: 4/30 - 6/13/2018	EUT Type: Portable Handset		Page 150 of 325



Plot 7-242. Lower Band Edge Plot (Band 71 - 15.0MHz QPSK - Full RB Configuration)

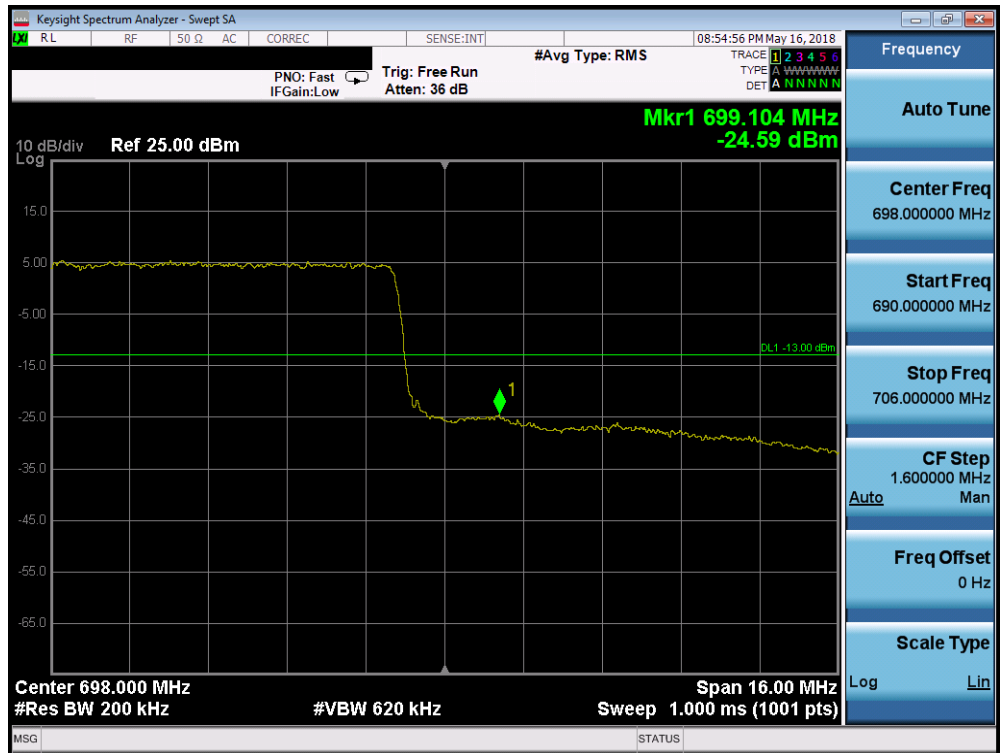


Plot 7-243. Upper Band Edge Plot (Band 71 - 15.0MHz QPSK - Full RB Configuration)

FCC ID: A3LSMN960U		MEASUREMENT REPORT (CERTIFICATION)		Approved by: Quality Manager
Test Report S/N: 1M1804270086-03.A3L	Test Dates: 4/30 - 6/13/2018	EUT Type: Portable Handset		Page 151 of 325

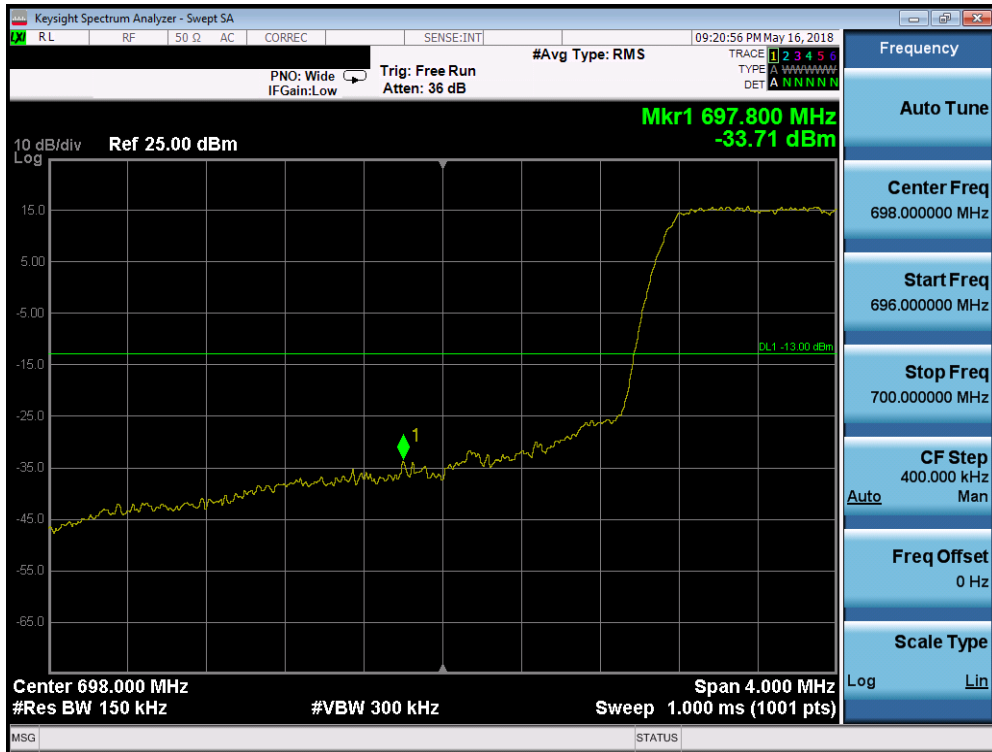


Plot 7-244. Lower Band Edge Plot (Band 71 - 20.0MHz QPSK - Full RB Configuration)

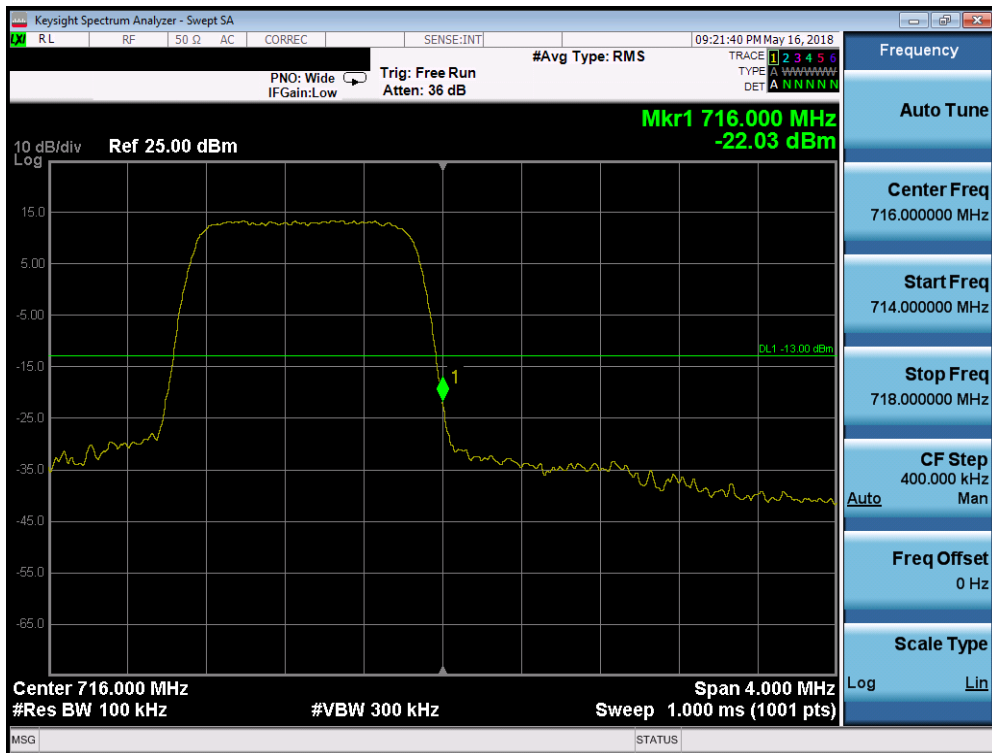


Plot 7-245. Upper Band Edge Plot (Band 71 - 20.0MHz QPSK - Full RB Configuration)

FCC ID: A3LSMN960U		MEASUREMENT REPORT (CERTIFICATION)		Approved by: Quality Manager
Test Report S/N: 1M1804270086-03.A3L	Test Dates: 4/30 - 6/13/2018	EUT Type: Portable Handset		Page 152 of 325

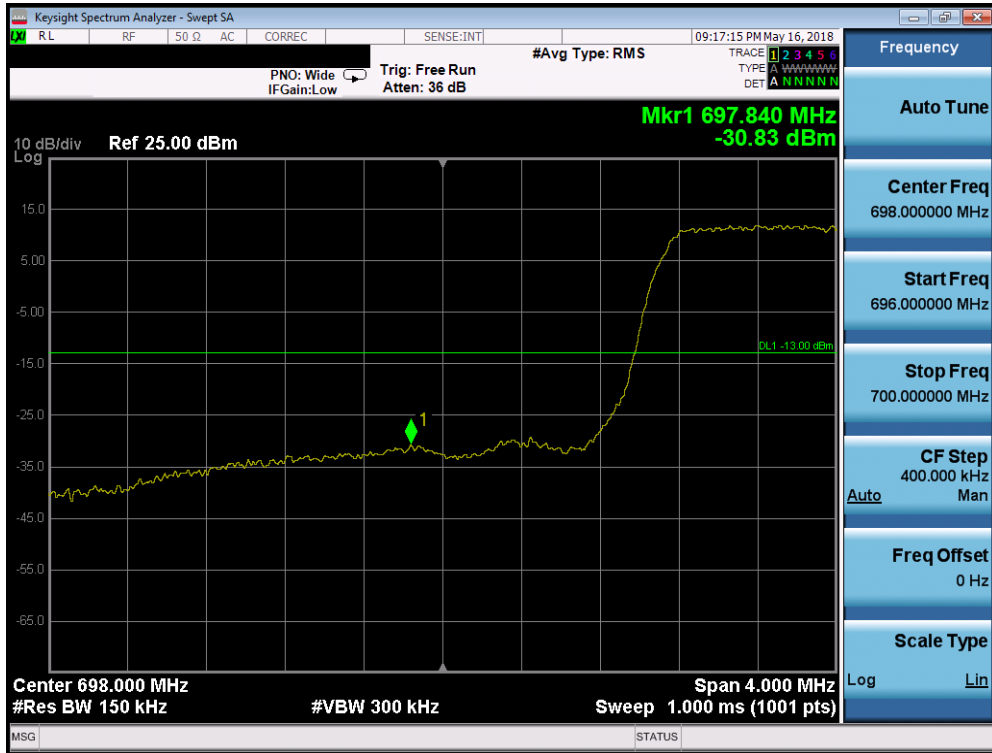


Plot 7-246. Lower Band Edge Plot (Band 12 - 1.4MHz QPSK - Full RB Configuration)

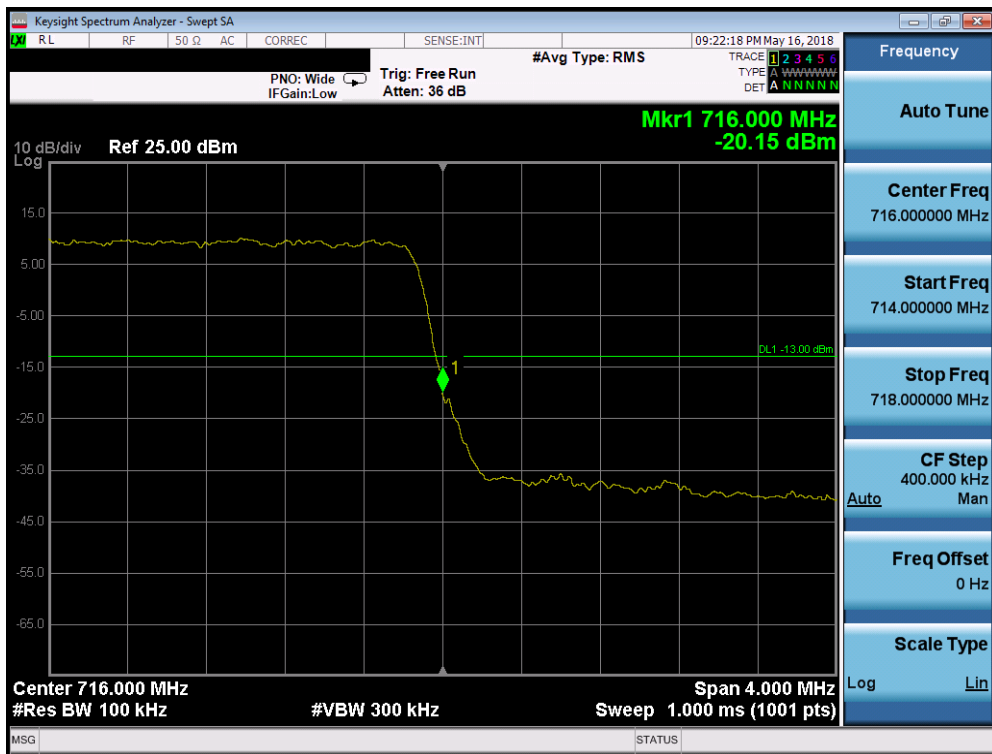


Plot 7-247. Upper Band Edge Plot (Band 12 - 1.4MHz QPSK - Full RB Configuration)

FCC ID: A3LSMN960U	PCTEST ENGINEERING LABORATORY, INC.	MEASUREMENT REPORT (CERTIFICATION)	SAMSUNG	Approved by: Quality Manager
Test Report S/N: 1M1804270086-03.A3L	Test Dates: 4/30 - 6/13/2018	EUT Type: Portable Handset		Page 153 of 325

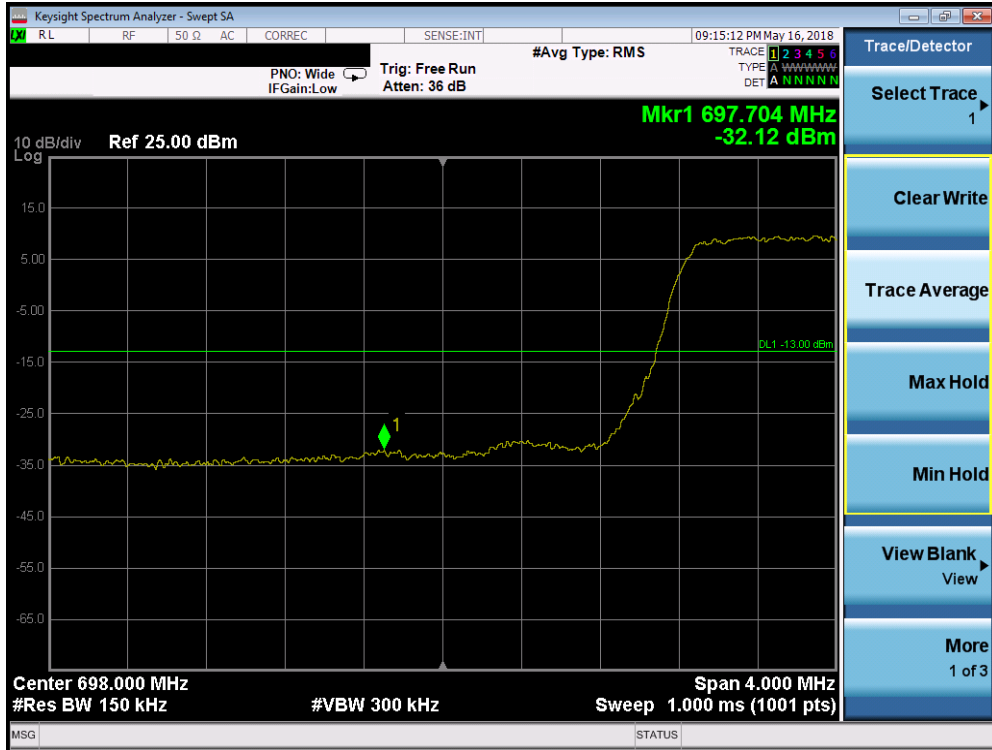


Plot 7-248. Lower Band Edge Plot (Band 12 - 3.0MHz QPSK - Full RB Configuration)

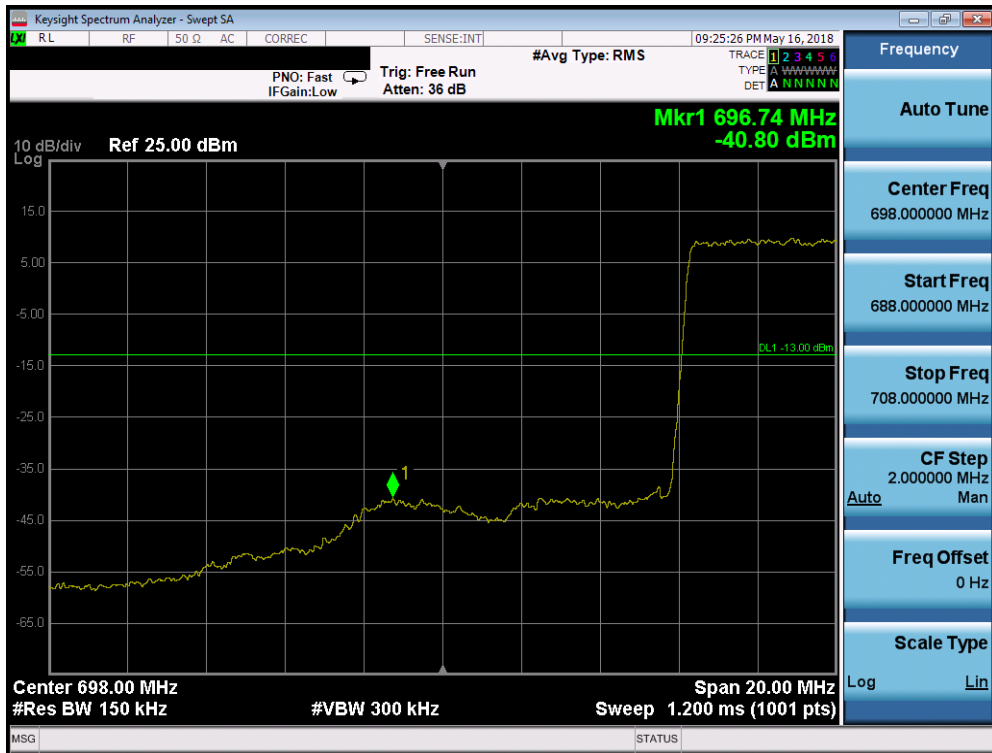


Plot 7-249. Upper Band Edge Plot (Band 12 - 3.0MHz QPSK - Full RB Configuration)

FCC ID: A3LSMN960U		MEASUREMENT REPORT (CERTIFICATION)		Approved by: Quality Manager
Test Report S/N: 1M1804270086-03.A3L	Test Dates: 4/30 - 6/13/2018	EUT Type: Portable Handset		Page 154 of 325



Plot 7-250. Lower Band Edge Plot (Band 12 - 5.0MHz QPSK - Full RB Configuration)

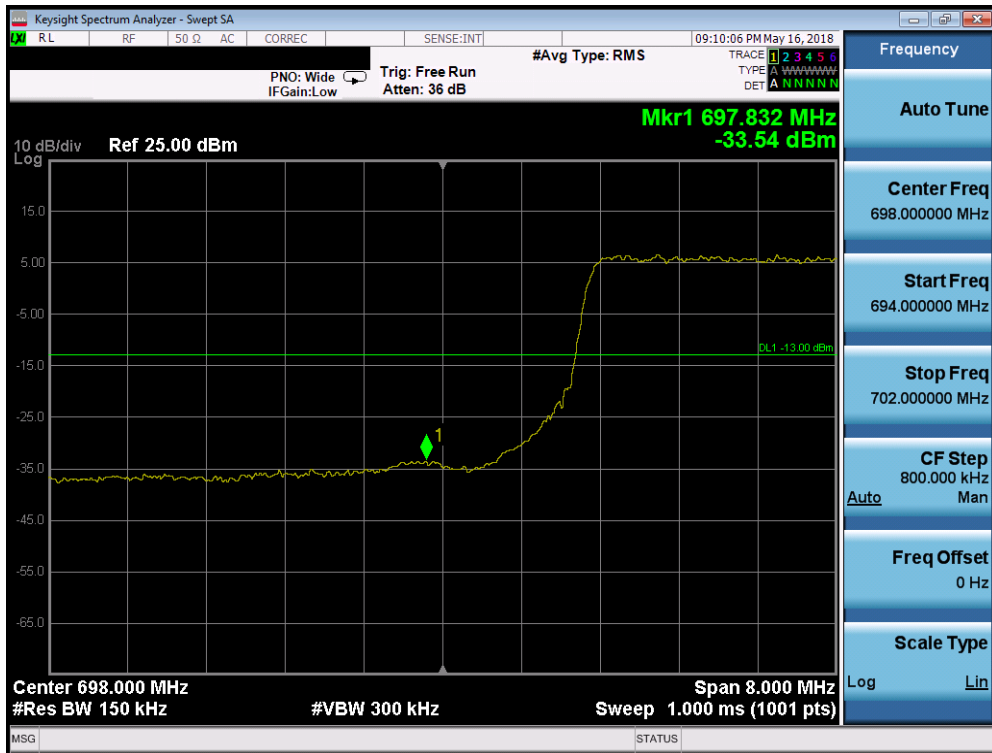


Plot 7-251. Lower Band Edge Plot (Band 17 - 5.0MHz QPSK - Full RB Configuration)

FCC ID: A3LSMN960U		MEASUREMENT REPORT (CERTIFICATION)		Approved by: Quality Manager
Test Report S/N: 1M1804270086-03.A3L	Test Dates: 4/30 - 6/13/2018	EUT Type: Portable Handset		Page 155 of 325

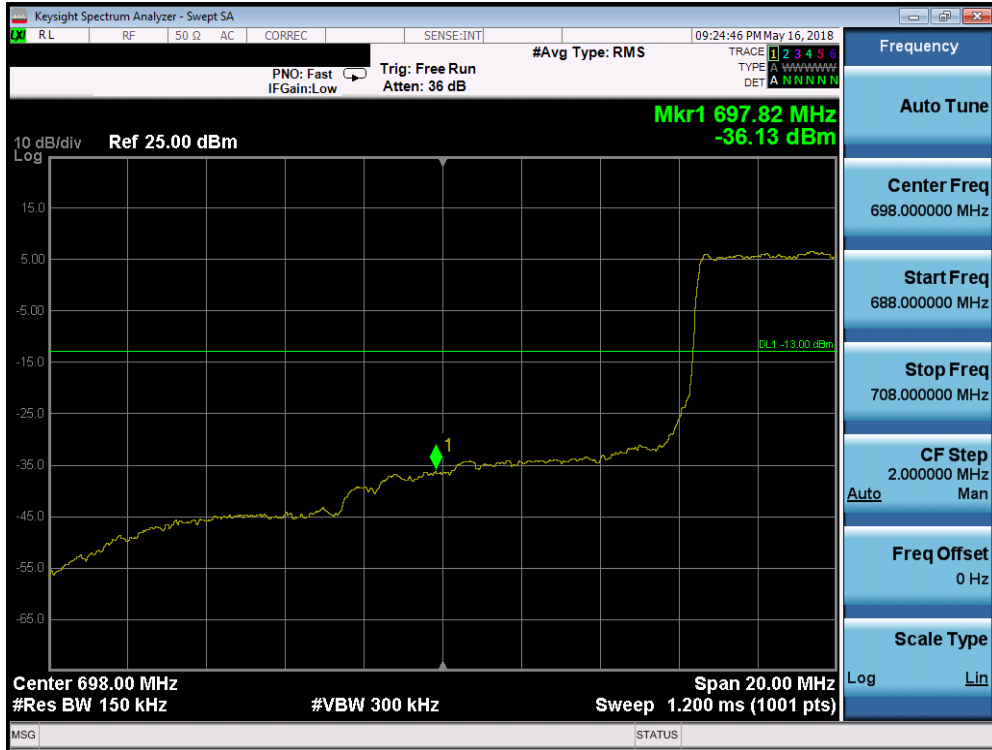


Plot 7-252. Upper Band Edge Plot (Band 12/17 - 5.0MHz QPSK - Full RB Configuration)

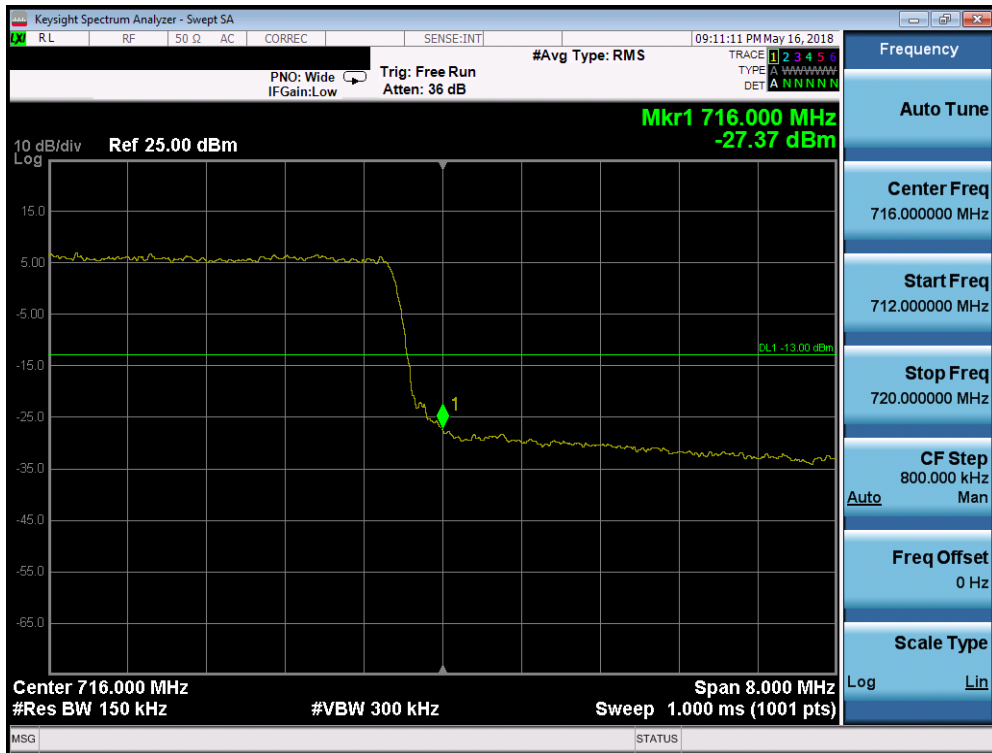


Plot 7-253. Lower Band Edge Plot (Band 12 - 10.0MHz QPSK - Full RB Configuration)

FCC ID: A3LSMN960U	PCTEST ENGINEERING LABORATORY, INC.	MEASUREMENT REPORT (CERTIFICATION)		Approved by: Quality Manager
Test Report S/N: 1M1804270086-03.A3L	Test Dates: 4/30 - 6/13/2018	EUT Type: Portable Handset		Page 156 of 325



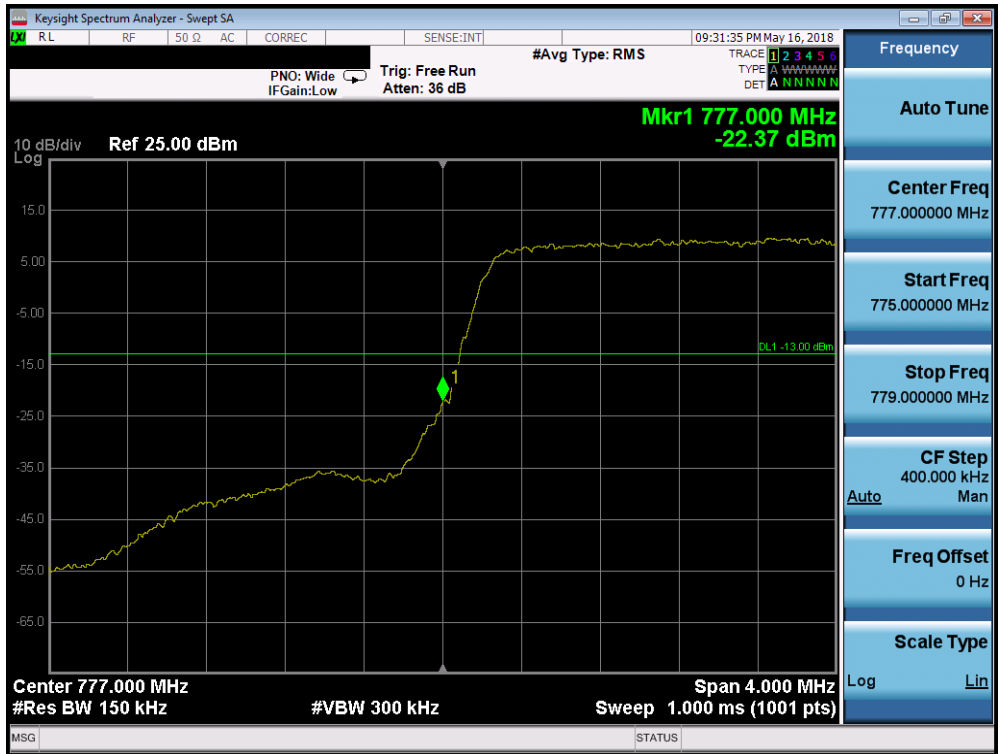
Plot 7-254. Lower Band Edge Plot (Band 17 - 10.0MHz QPSK - Full RB Configuration)



Plot 7-255. Upper Band Edge Plot (Band 12/17 - 10.0MHz QPSK - Full RB Configuration)

FCC ID: A3LSMN960U		MEASUREMENT REPORT (CERTIFICATION)		Approved by: Quality Manager
Test Report S/N: 1M1804270086-03.A3L	Test Dates: 4/30 - 6/13/2018	EUT Type: Portable Handset		Page 157 of 325

Band 13



Plot 7-256. Lower Band Edge Plot (Band 13 - 5.0MHz QPSK - Full RB Configuration)



Plot 7-257. Upper Band Edge Plot (Band 13 - 5.0MHz QPSK - Full RB Configuration)

FCC ID: A3LSMN960U	 MEASUREMENT REPORT (CERTIFICATION) 		Approved by: Quality Manager
Test Report S/N: 1M1804270086-03.A3L	Test Dates: 4/30 - 6/13/2018	EUT Type: Portable Handset	Page 158 of 325

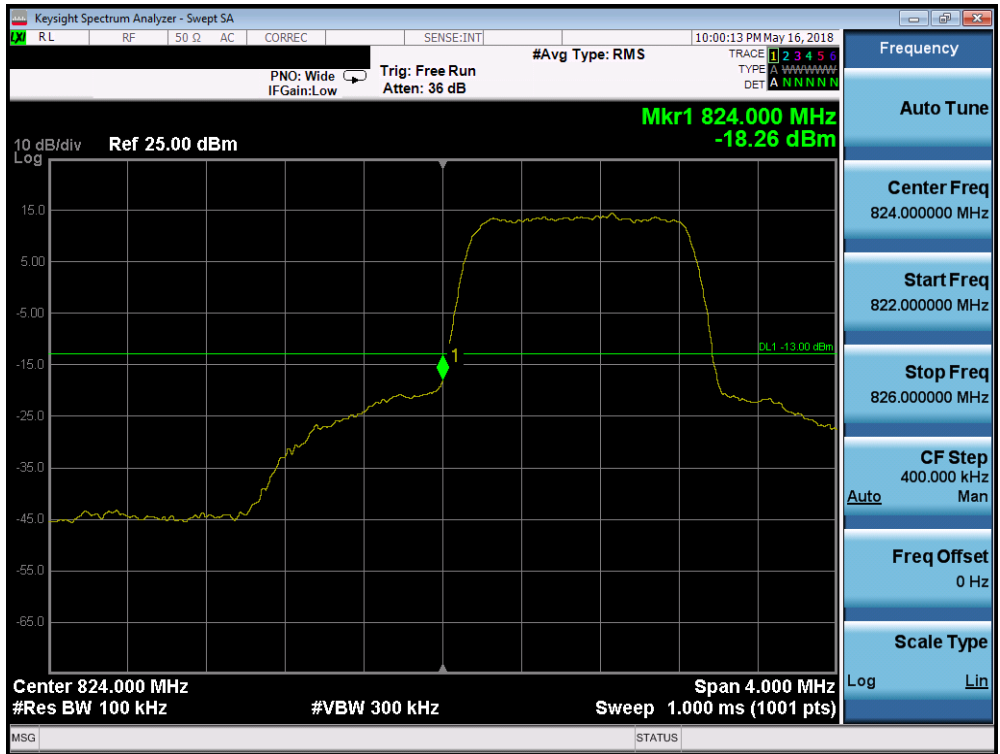


Plot 7-258. Lower Band Edge Plot (Band 13 - 10.0MHz QPSK - Full RB Configuration)



Plot 7-259. Upper Band Edge Plot (Band 13 - 10.0MHz QPSK - Full RB Configuration)

FCC ID: A3LSMN960U		MEASUREMENT REPORT (CERTIFICATION)		Approved by: Quality Manager
Test Report S/N: 1M1804270086-03.A3L	Test Dates: 4/30 - 6/13/2018	EUT Type: Portable Handset		Page 159 of 325

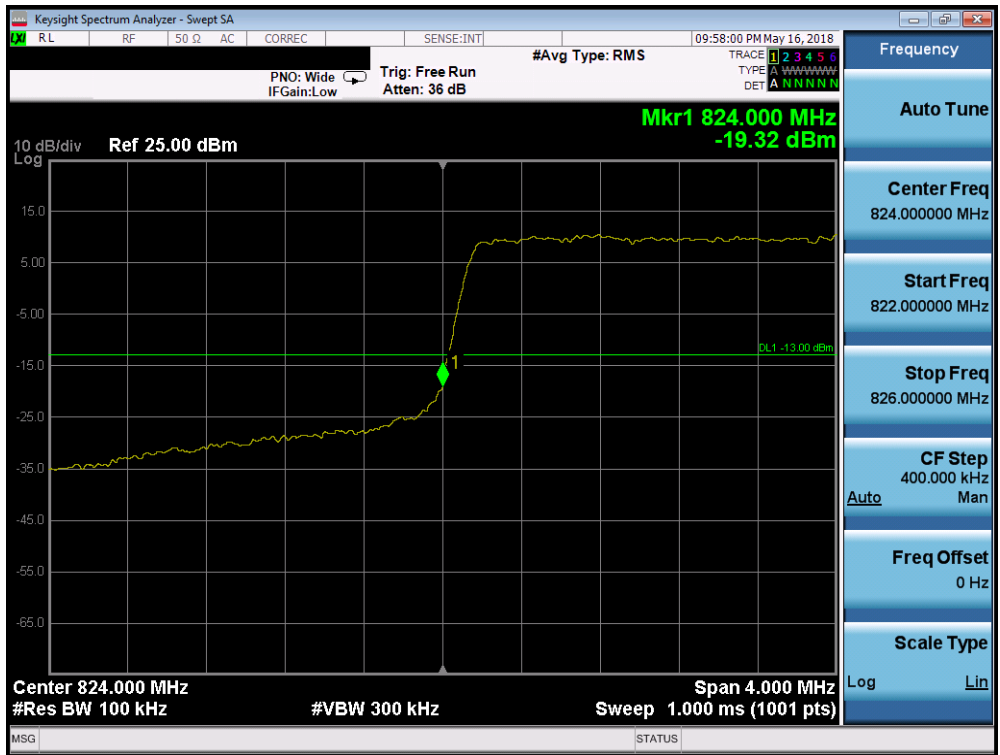


Plot 7-260. Lower Band Edge Plot (Band 26/5 - 1.4MHz QPSK - Full RB Configuration)

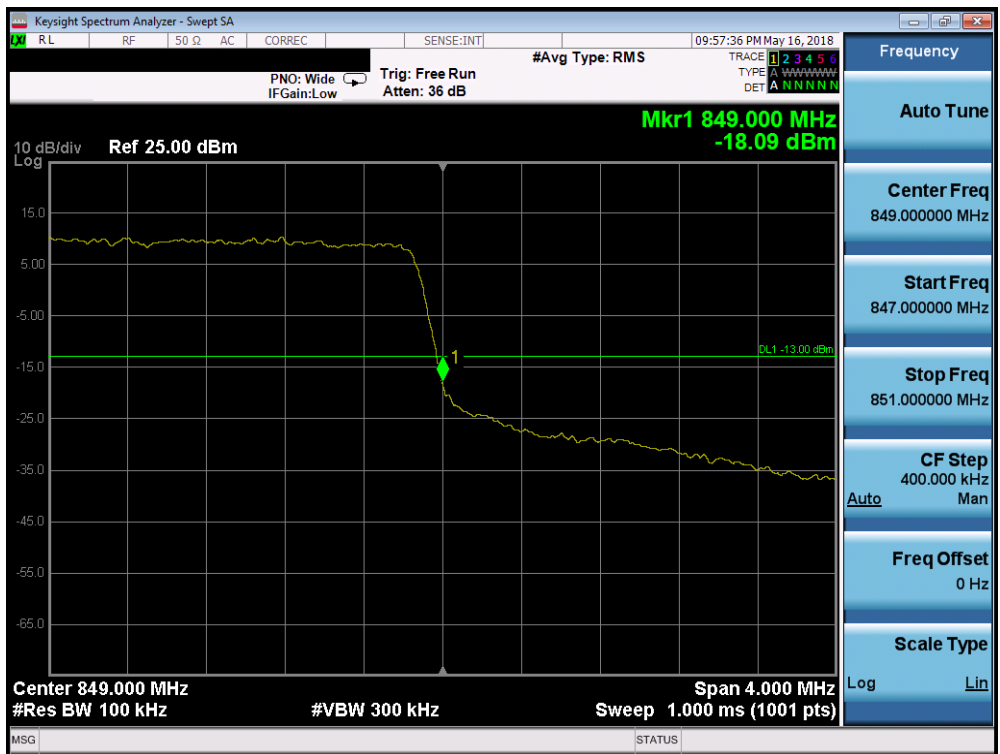


Plot 7-261. Upper Band Edge Plot (Band 26/5 - 1.4MHz QPSK - Full RB Configuration)

FCC ID: A3LSMN960U		MEASUREMENT REPORT (CERTIFICATION)		Approved by: Quality Manager
Test Report S/N: 1M1804270086-03.A3L	Test Dates: 4/30 - 6/13/2018	EUT Type: Portable Handset		Page 160 of 325

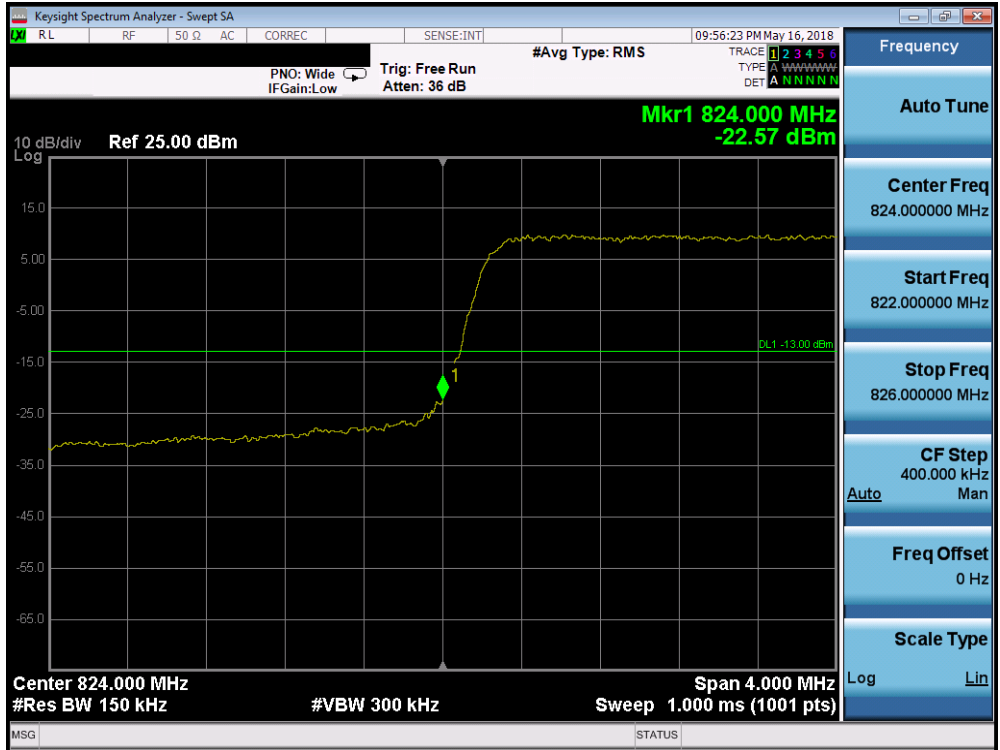


Plot 7-262. Lower Band Edge Plot (Band 26/5 - 3.0MHz QPSK - Full RB Configuration)

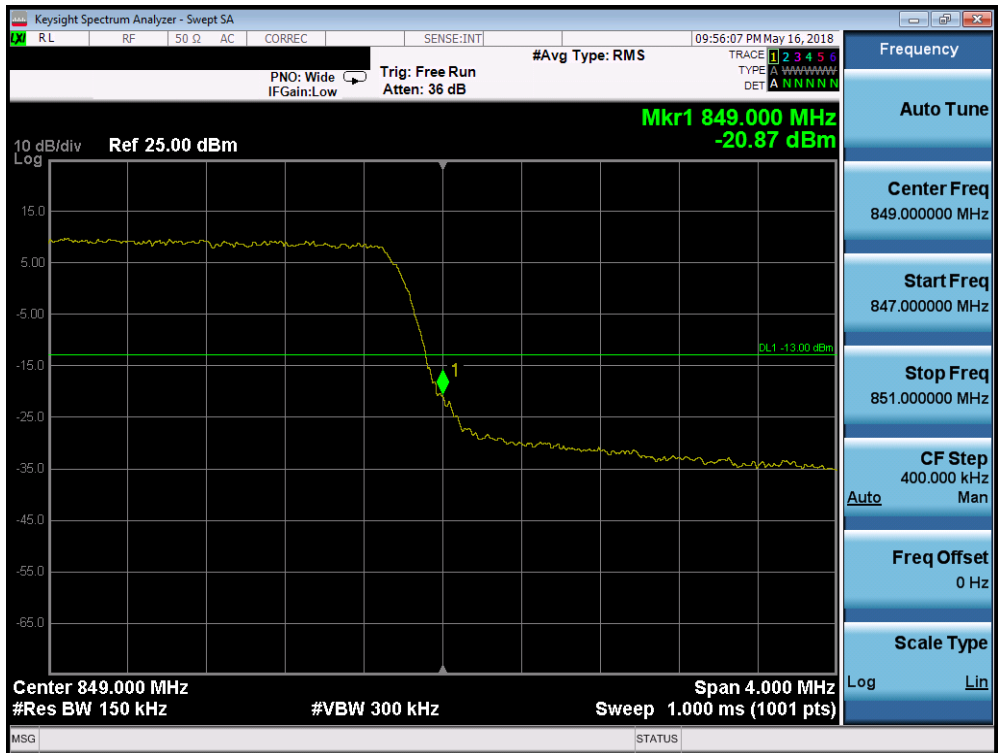


Plot 7-263. Upper Band Edge Plot (Band 26/5 - 3.0MHz QPSK - Full RB Configuration)

FCC ID: A3LSMN960U		MEASUREMENT REPORT (CERTIFICATION)		Approved by: Quality Manager
Test Report S/N: 1M1804270086-03.A3L	Test Dates: 4/30 - 6/13/2018	EUT Type: Portable Handset		Page 161 of 325

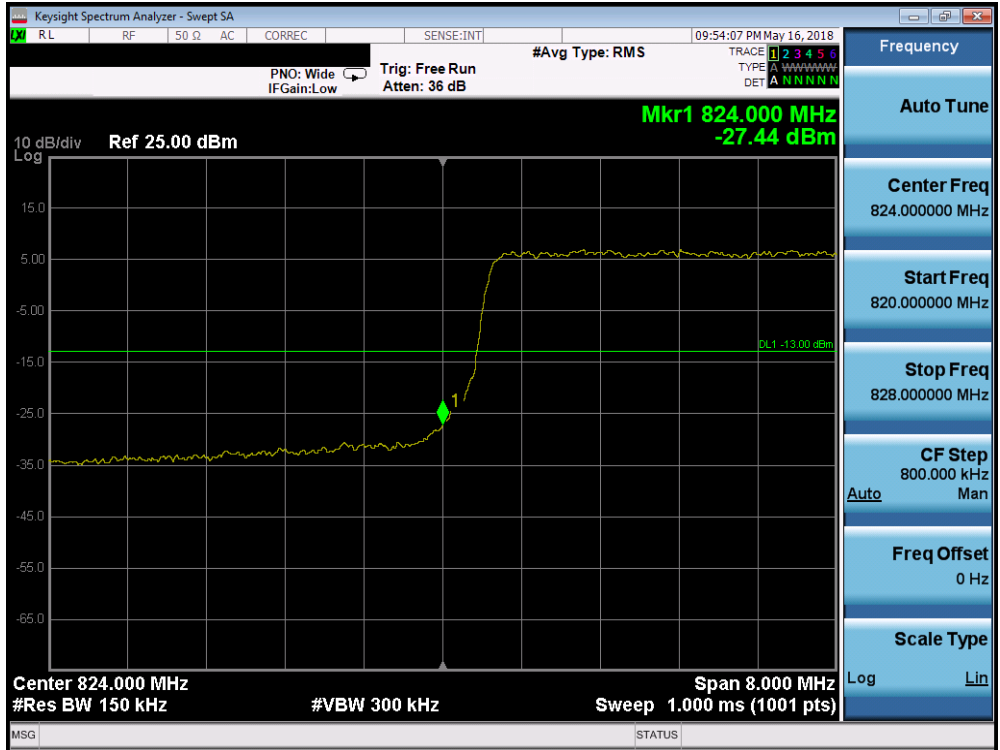


Plot 7-264. Lower Band Edge Plot (Band 26/5 - 5.0MHz QPSK - Full RB Configuration)

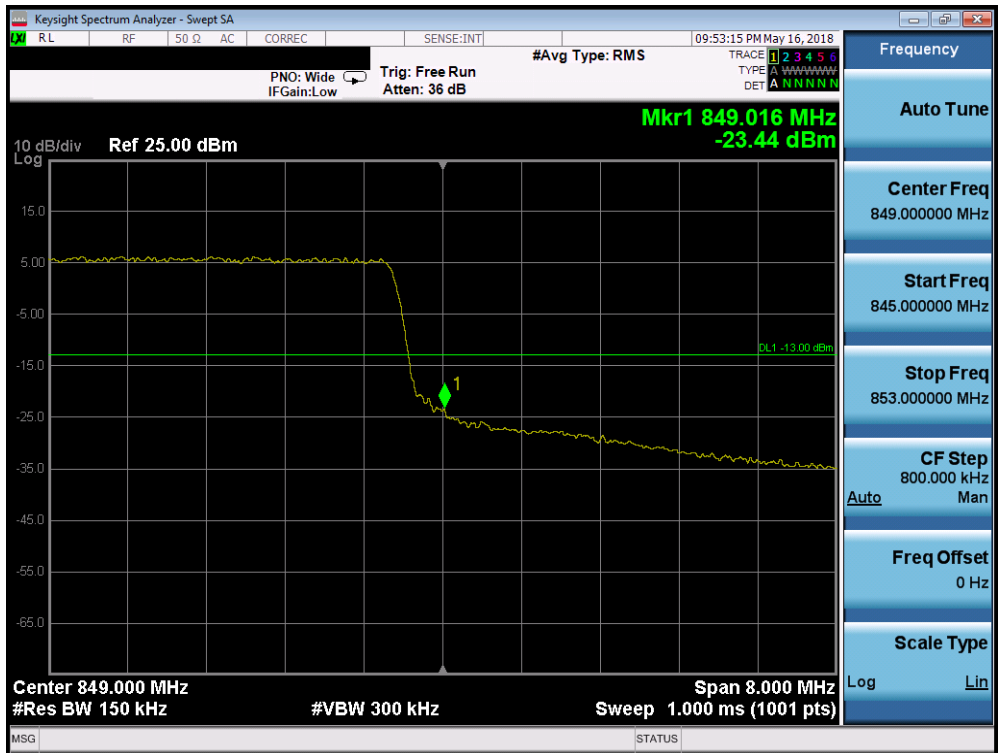


Plot 7-265. Upper Band Edge Plot (Band 26/5 - 5.0MHz QPSK - Full RB Configuration)

FCC ID: A3LSMN960U		MEASUREMENT REPORT (CERTIFICATION)		Approved by: Quality Manager
Test Report S/N: 1M1804270086-03.A3L	Test Dates: 4/30 - 6/13/2018	EUT Type: Portable Handset		Page 162 of 325

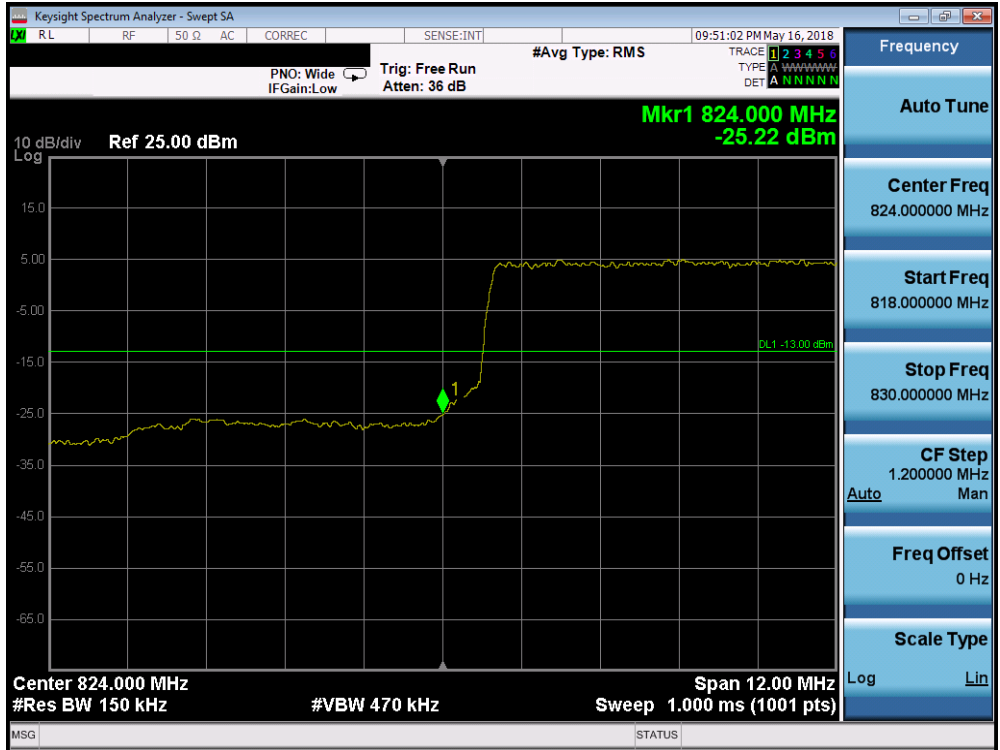


Plot 7-266. Lower Band Edge Plot (Band 26/5 - 10.0MHz QPSK - Full RB Configuration)



Plot 7-267. Upper Band Edge Plot (Band 26/5 - 10.0MHz QPSK - Full RB Configuration)

FCC ID: A3LSMN960U		MEASUREMENT REPORT (CERTIFICATION)		Approved by: Quality Manager
Test Report S/N: 1M1804270086-03.A3L	Test Dates: 4/30 - 6/13/2018	EUT Type: Portable Handset		Page 163 of 325

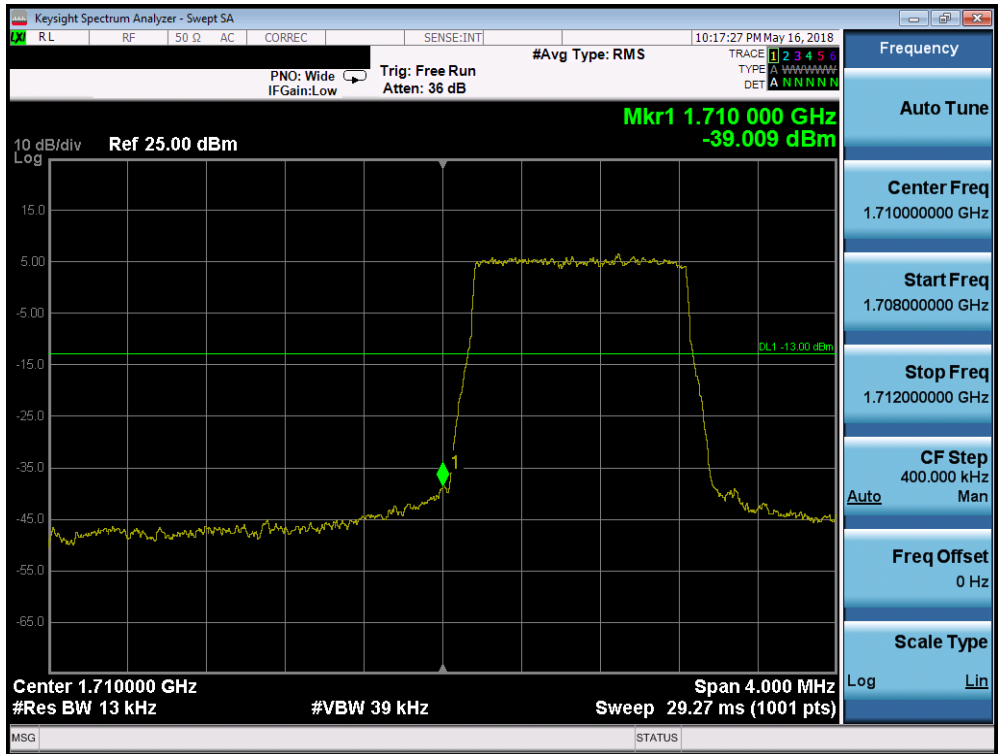


Plot 7-268. Lower Band Edge Plot (Band 26 - 15.0MHz QPSK - Full RB Configuration)

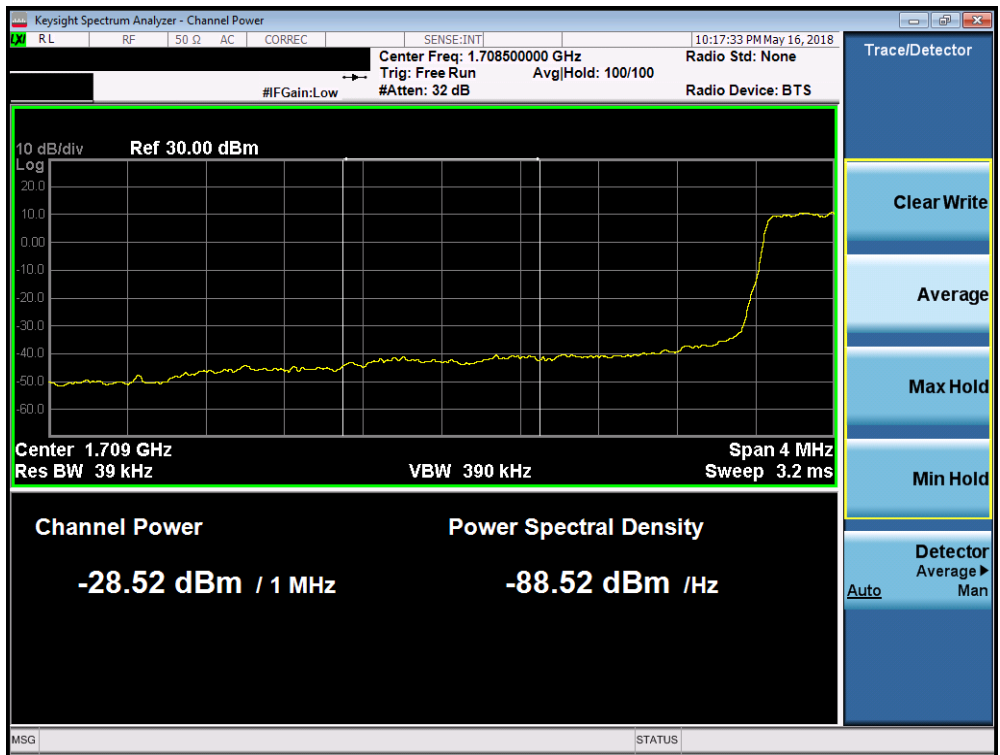


Plot 7-269. Upper Band Edge Plot (Band 26 - 15.0MHz QPSK - Full RB Configuration)

FCC ID: A3LSMN960U		MEASUREMENT REPORT (CERTIFICATION)		Approved by: Quality Manager
Test Report S/N: 1M1804270086-03.A3L	Test Dates: 4/30 - 6/13/2018	EUT Type: Portable Handset		Page 164 of 325



Plot 7-270. Lower Band Edge Plot (Band 66/4 - 1.4MHz QPSK - Full RB Configuration)

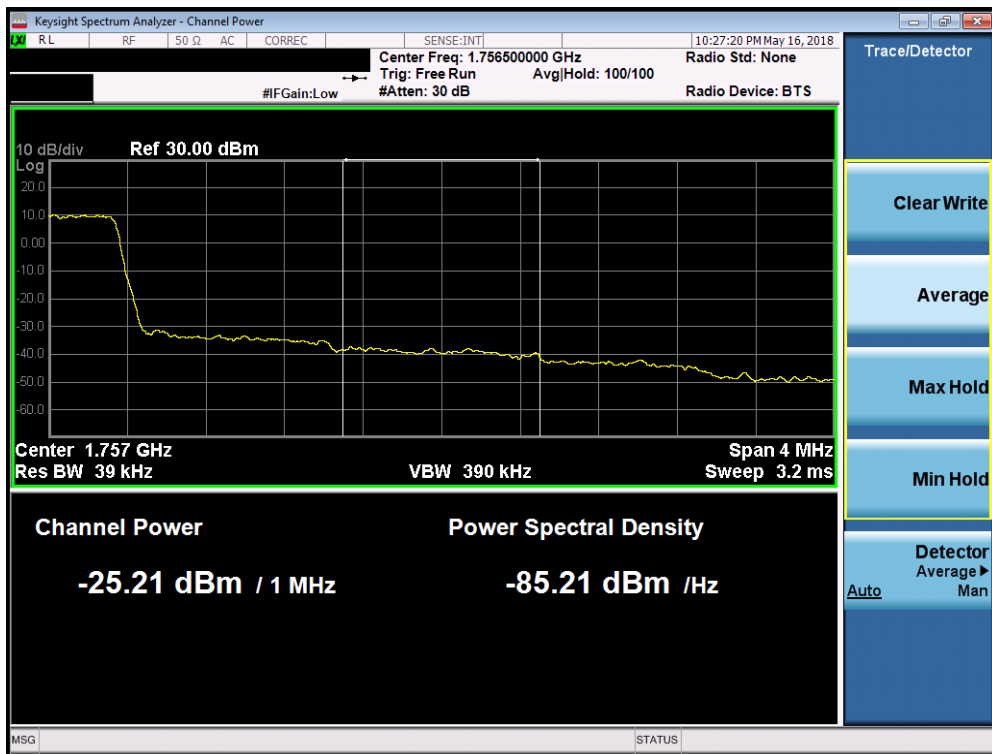


Plot 7-271. Lower Extended Band Edge Plot (Band 66/4 - 1.4MHz QPSK - Full RB Configuration)

FCC ID: A3LSMN960U	PCTEST ENGINEERING LABORATORY, INC.	MEASUREMENT REPORT (CERTIFICATION)	SAMSUNG	Approved by: Quality Manager
Test Report S/N: 1M1804270086-03.A3L	Test Dates: 4/30 - 6/13/2018	EUT Type: Portable Handset		Page 165 of 325

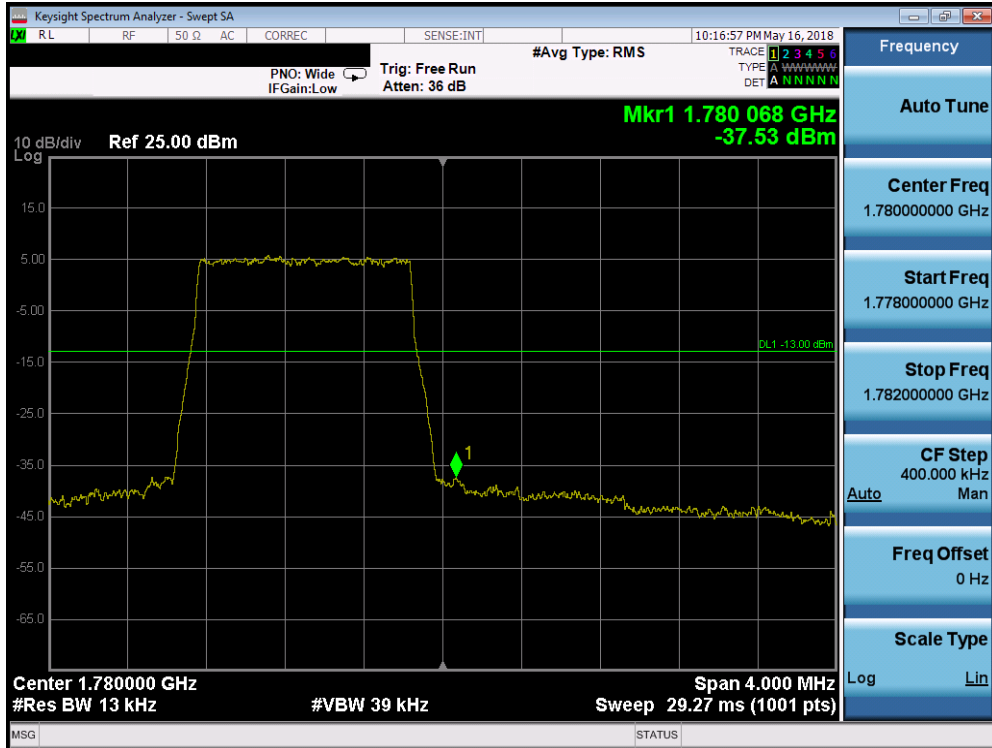


Plot 7-272. Upper Band Edge Plot (Band 4 - 1.4MHz QPSK - Full RB Configuration)

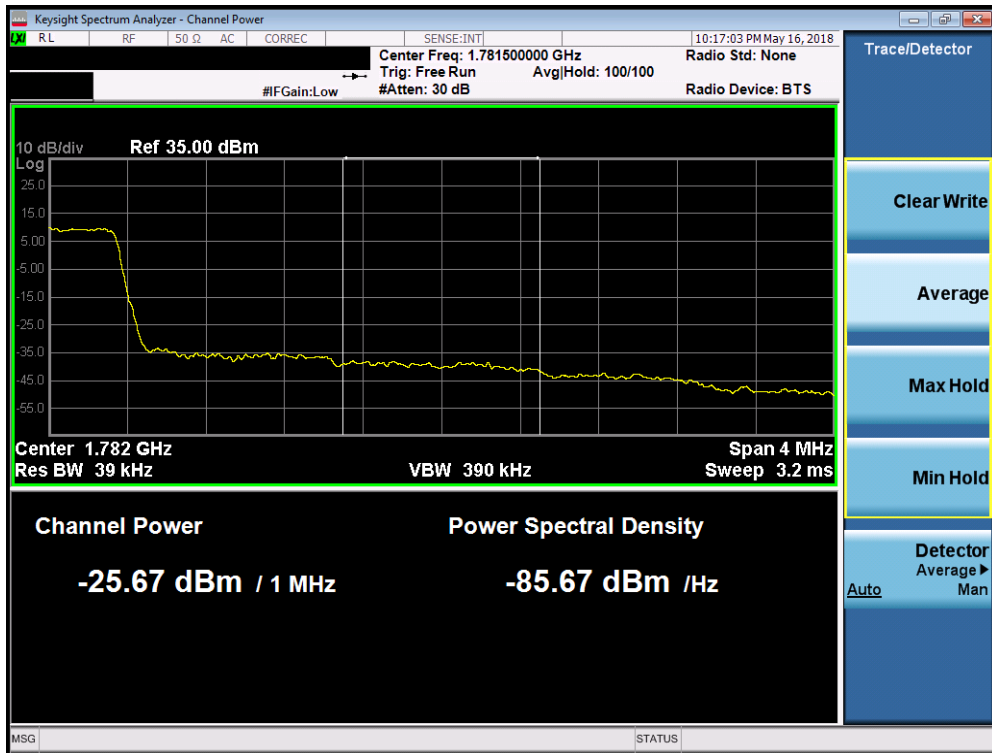


Plot 7-273. Upper Extended Band Edge Plot (Band 4 - 1.4MHz QPSK - Full RB Configuration)

FCC ID: A3LSMN960U		MEASUREMENT REPORT (CERTIFICATION)		Approved by: Quality Manager
Test Report S/N: 1M1804270086-03.A3L	Test Dates: 4/30 - 6/13/2018	EUT Type: Portable Handset		Page 166 of 325



Plot 7-274. Upper Band Edge Plot (Band 66 - 1.4MHz QPSK - Full RB Configuration)

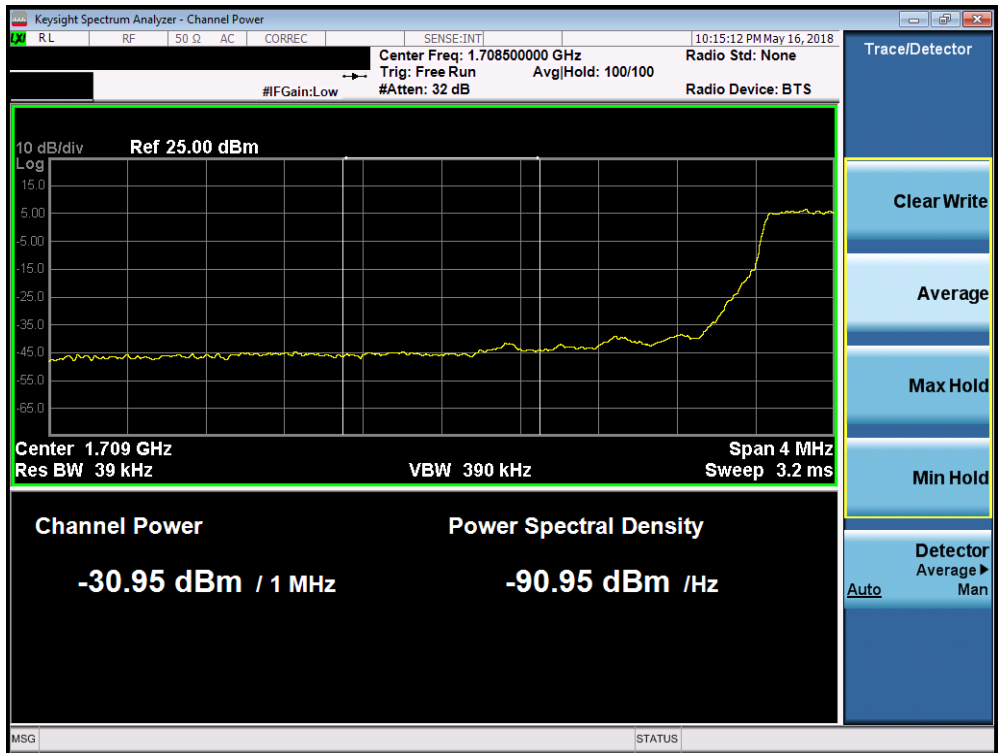


Plot 7-275. Upper Extended Band Edge Plot (Band 66 - 1.4MHz QPSK - Full RB Configuration)

FCC ID: A3LSMN960U	PCTEST ENGINEERING LABORATORY, INC.		MEASUREMENT REPORT (CERTIFICATION)		Approved by: Quality Manager
Test Report S/N: 1M1804270086-03.A3L	Test Dates: 4/30 - 6/13/2018	EUT Type: Portable Handset			Page 167 of 325

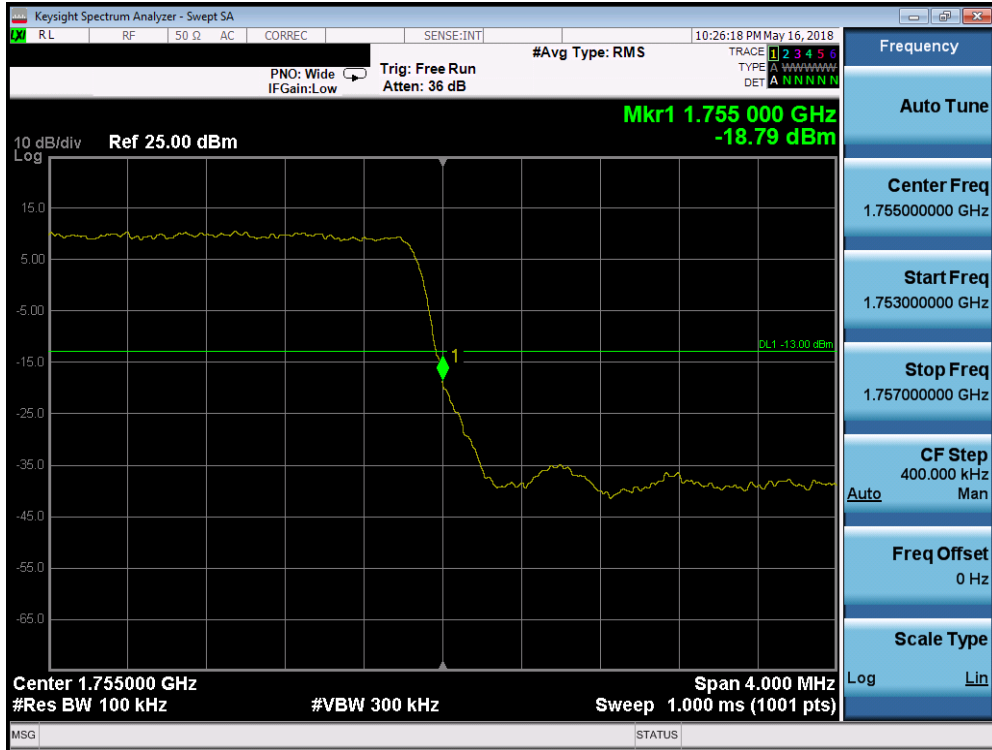


Plot 7-276. Lower Band Edge Plot (Band 66/4 - 3.0MHz QPSK - Full RB Configuration)

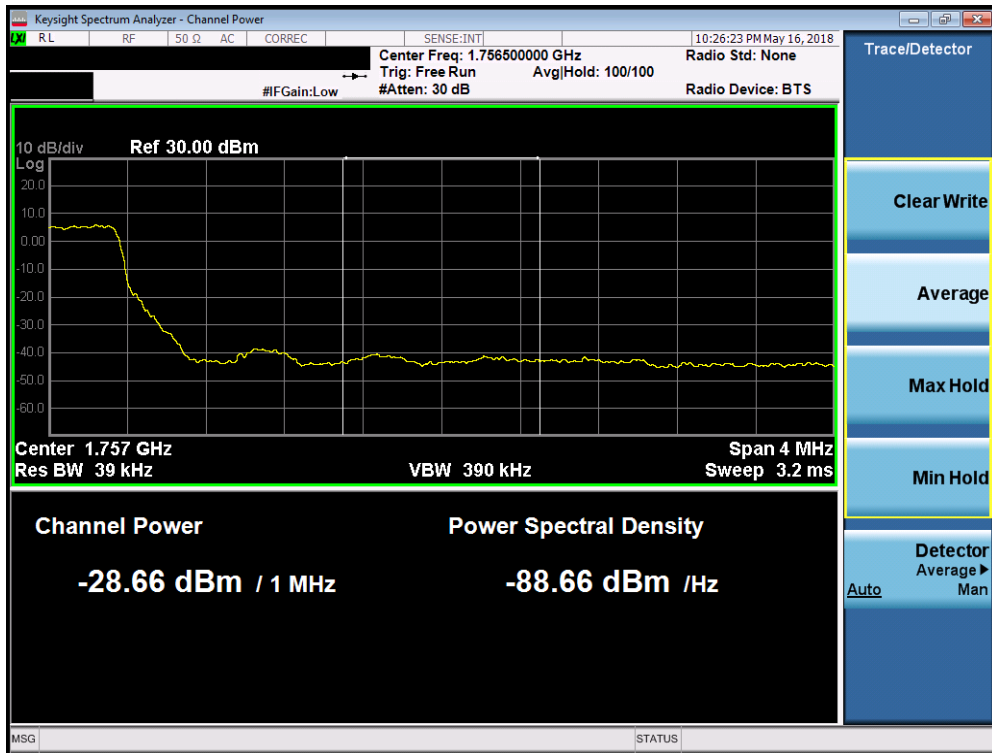


Plot 7-277. Lower Extended Band Edge Plot (Band 66/4 - 3.0MHz QPSK - Full RB Configuration)

FCC ID: A3LSMN960U		MEASUREMENT REPORT (CERTIFICATION)		Approved by: Quality Manager
Test Report S/N: 1M1804270086-03.A3L	Test Dates: 4/30 - 6/13/2018	EUT Type: Portable Handset		Page 168 of 325



Plot 7-278. Upper Band Edge Plot (Band 4 - 3.0MHz QPSK - Full RB Configuration)

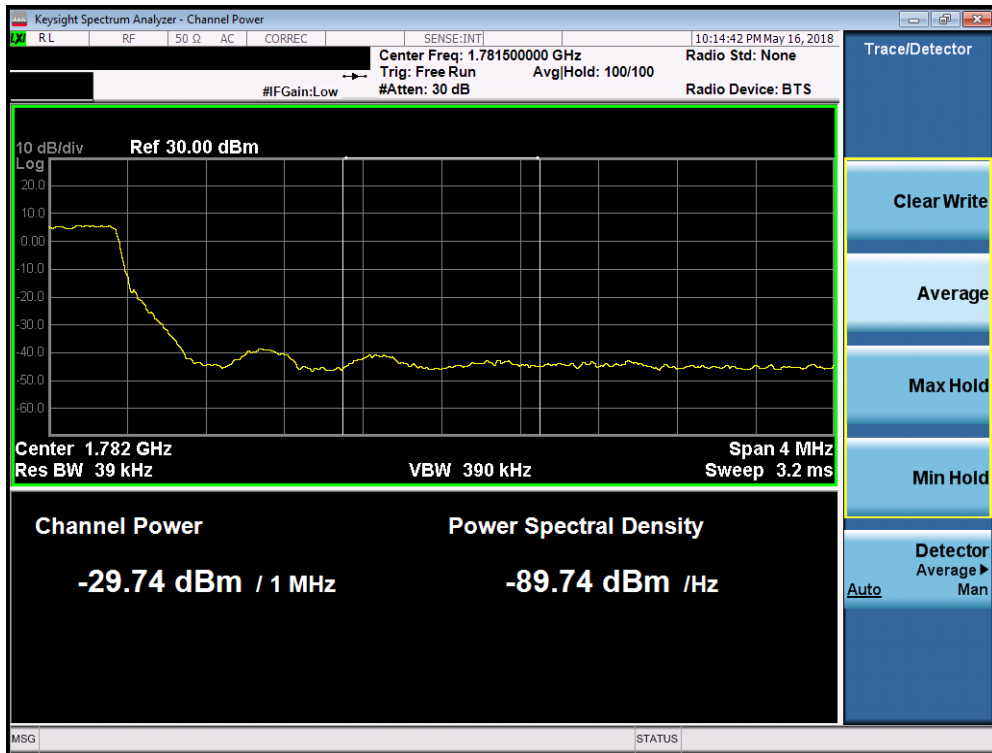


Plot 7-279. Upper Extended Band Edge Plot (Band 4 - 3.0MHz QPSK - Full RB Configuration)

FCC ID: A3LSMN960U	PCTEST ENGINEERING LABORATORY, INC.		MEASUREMENT REPORT (CERTIFICATION)		Approved by: Quality Manager
Test Report S/N: 1M1804270086-03.A3L	Test Dates: 4/30 - 6/13/2018	EUT Type: Portable Handset	Page 169 of 325		

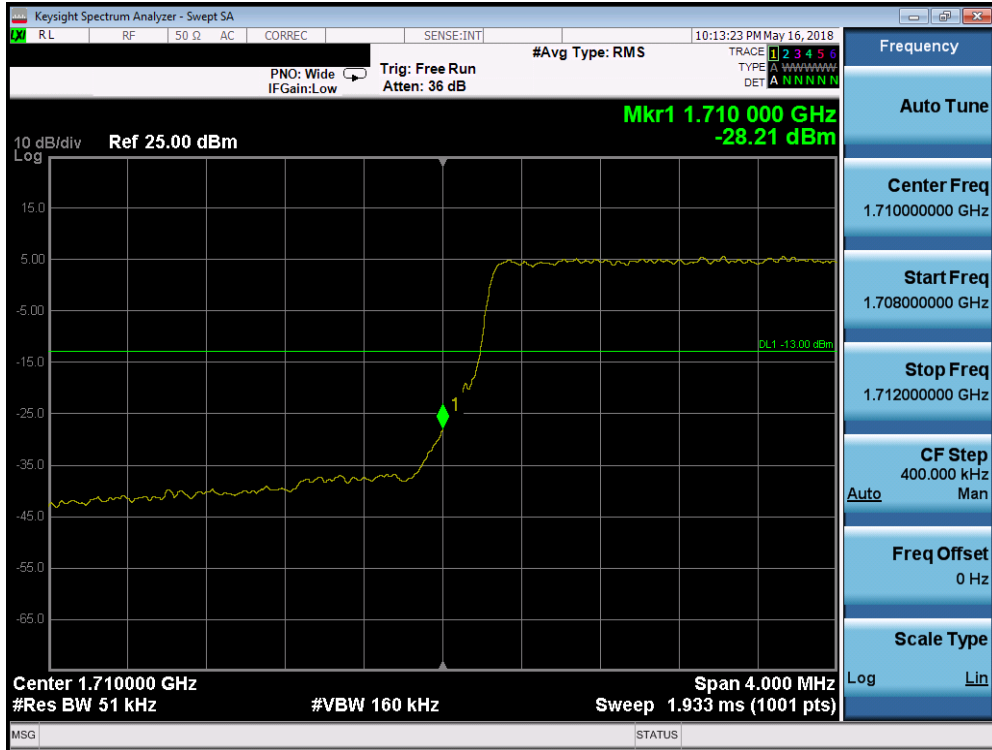


Plot 7-280. Upper Band Edge Plot (Band 66 - 3.0MHz QPSK - Full RB Configuration)

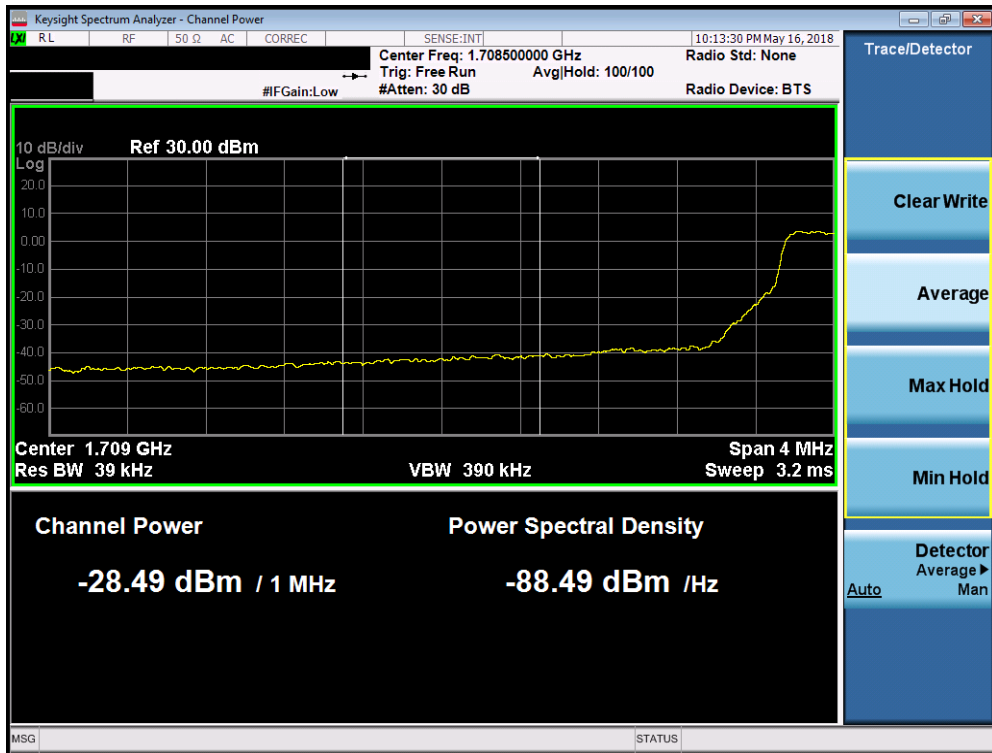


Plot 7-281. Upper Extended Band Edge Plot (Band 66 - 3.0MHz QPSK - Full RB Configuration)

FCC ID: A3LSMN960U	MEASUREMENT REPORT (CERTIFICATION)		Approved by: Quality Manager
Test Report S/N: 1M1804270086-03.A3L	Test Dates: 4/30 - 6/13/2018	EUT Type: Portable Handset	Page 170 of 325

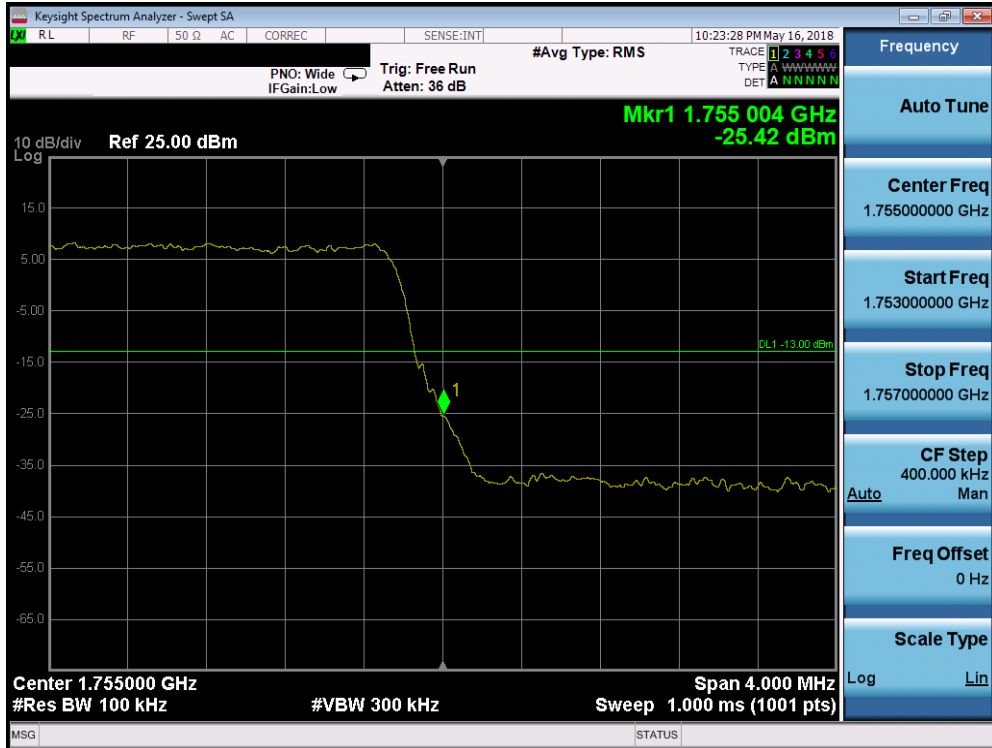


Plot 7-282. Lower Band Edge Plot (Band 66/4 - 5.0MHz QPSK - Full RB Configuration)

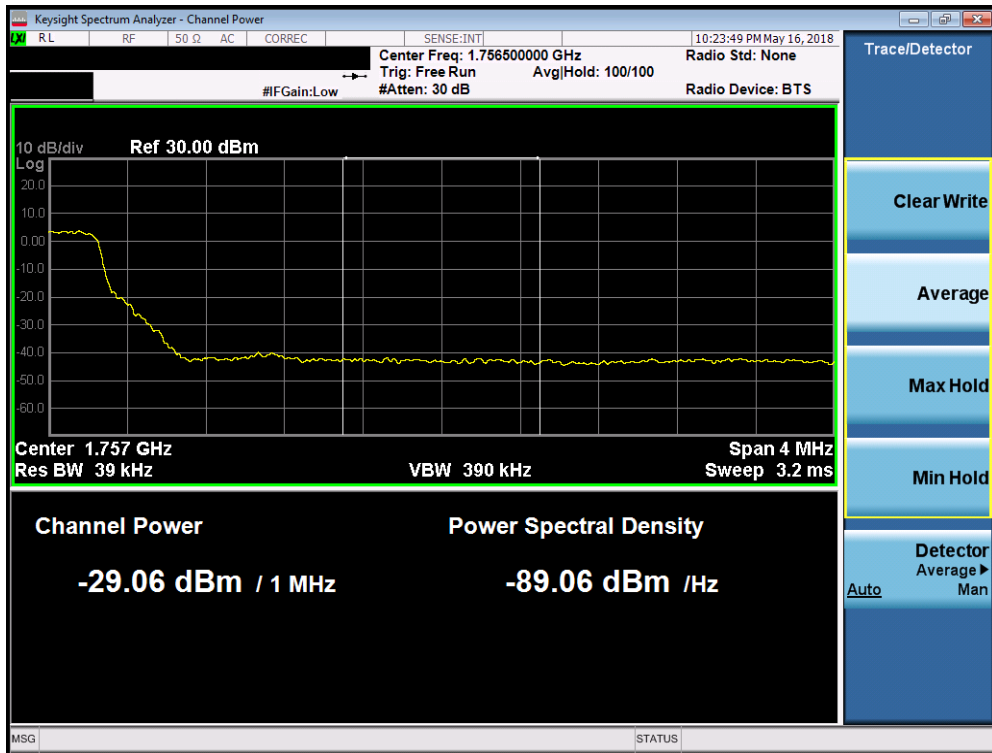


Plot 7-283. Lower Extended Band Edge Plot (Band 66/4 - 5.0MHz QPSK - Full RB Configuration)

FCC ID: A3LSMN960U		MEASUREMENT REPORT (CERTIFICATION)		Approved by: Quality Manager
Test Report S/N: 1M1804270086-03.A3L	Test Dates: 4/30 - 6/13/2018	EUT Type: Portable Handset		Page 171 of 325



Plot 7-284. Upper Band Edge Plot (Band 4 - 5.0MHz QPSK - Full RB Configuration)

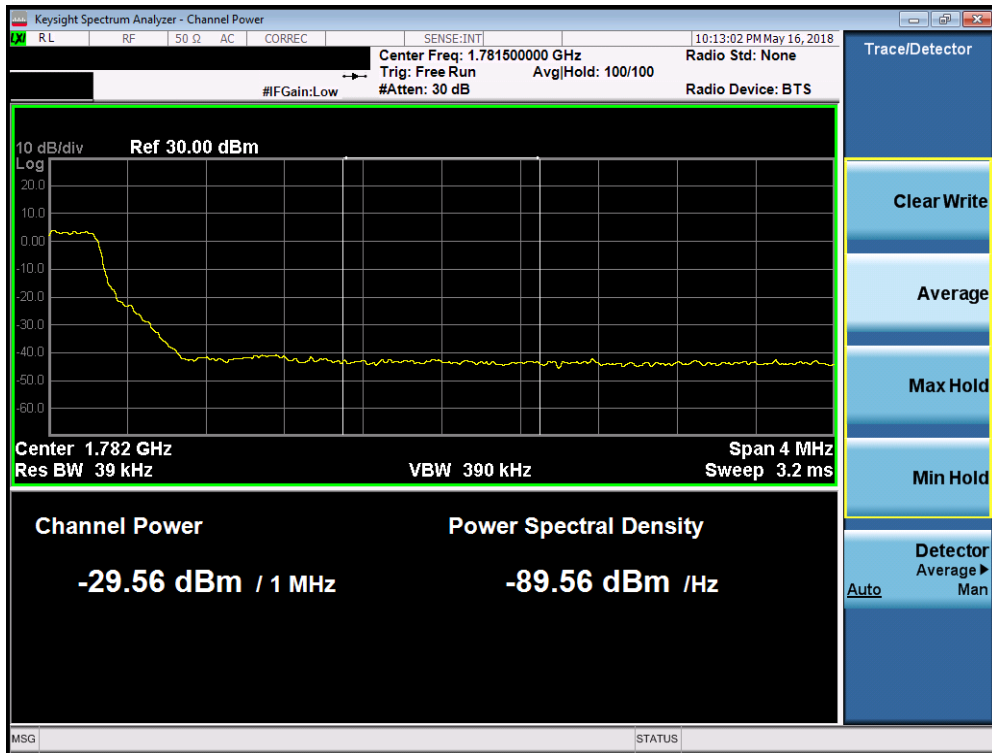


Plot 7-285. Upper Extended Band Edge Plot (Band 4 - 5.0MHz QPSK - Full RB Configuration)

FCC ID: A3LSMN960U	MEASUREMENT REPORT (CERTIFICATION)		Approved by: Quality Manager
Test Report S/N: 1M1804270086-03.A3L	Test Dates: 4/30 - 6/13/2018	EUT Type: Portable Handset	Page 172 of 325

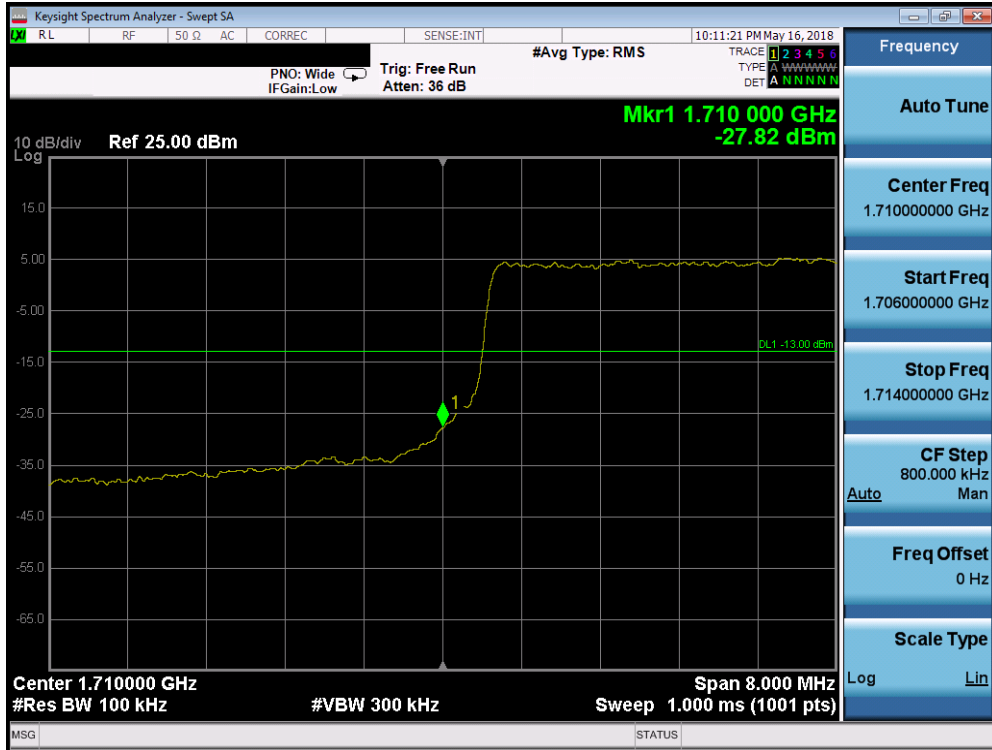


Plot 7-286. Upper Band Edge Plot (Band 66 - 5.0MHz QPSK - Full RB Configuration)

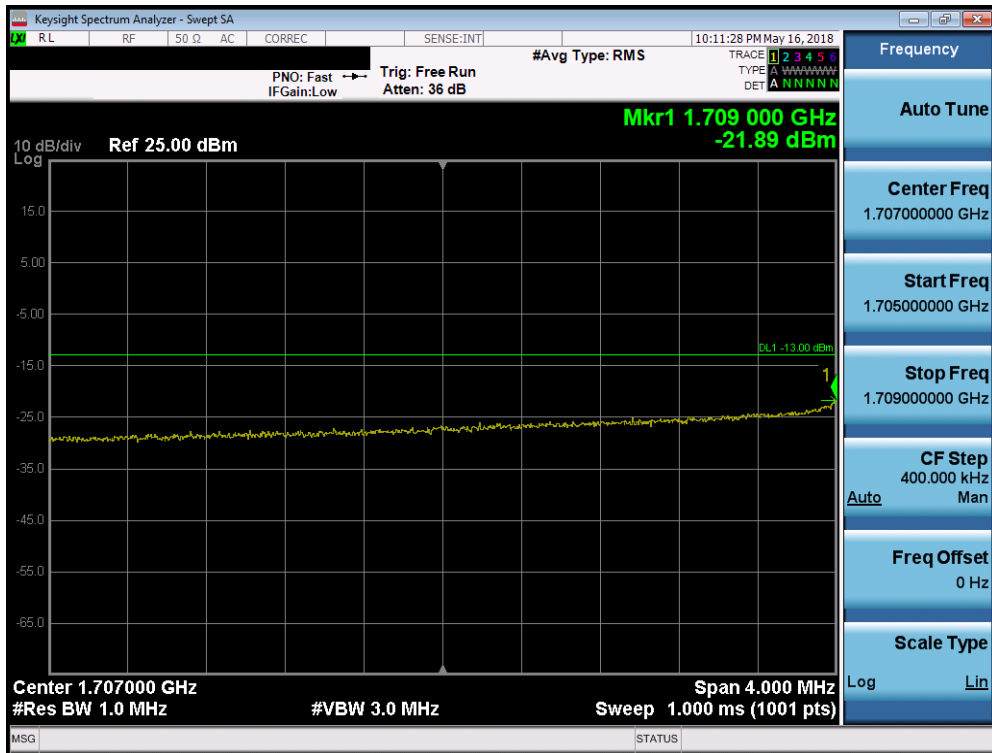


Plot 7-287. Upper Extended Band Edge Plot (Band 66 - 5.0MHz QPSK - Full RB Configuration)

FCC ID: A3LSMN960U		MEASUREMENT REPORT (CERTIFICATION)		Approved by: Quality Manager
Test Report S/N: 1M1804270086-03.A3L	Test Dates: 4/30 - 6/13/2018	EUT Type: Portable Handset		Page 173 of 325



Plot 7-288. Lower Band Edge Plot (Band 66/4 - 10.0MHz QPSK - Full RB Configuration)

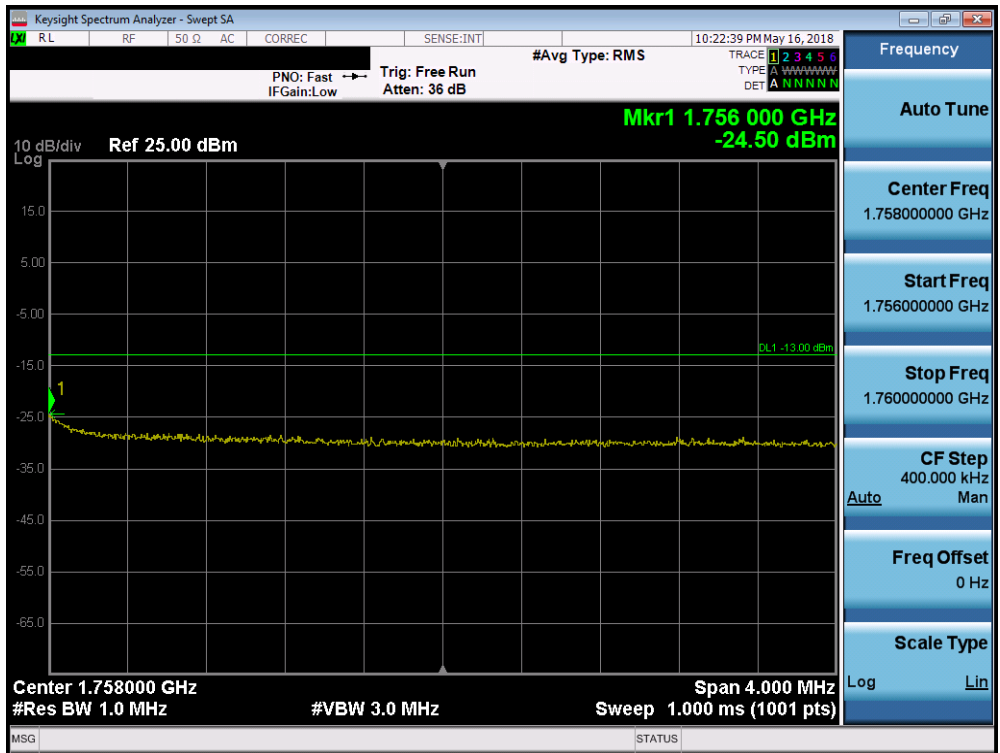


Plot 7-289. Lower Extended Band Edge Plot (Band 66/4 - 10.0MHz QPSK - Full RB Configuration)

FCC ID: A3LSMN960U		MEASUREMENT REPORT (CERTIFICATION)		Approved by: Quality Manager
Test Report S/N: 1M1804270086-03.A3L	Test Dates: 4/30 - 6/13/2018	EUT Type: Portable Handset		Page 174 of 325



Plot 7-290. Upper Band Edge Plot (Band 4 - 10.0MHz QPSK - Full RB Configuration)

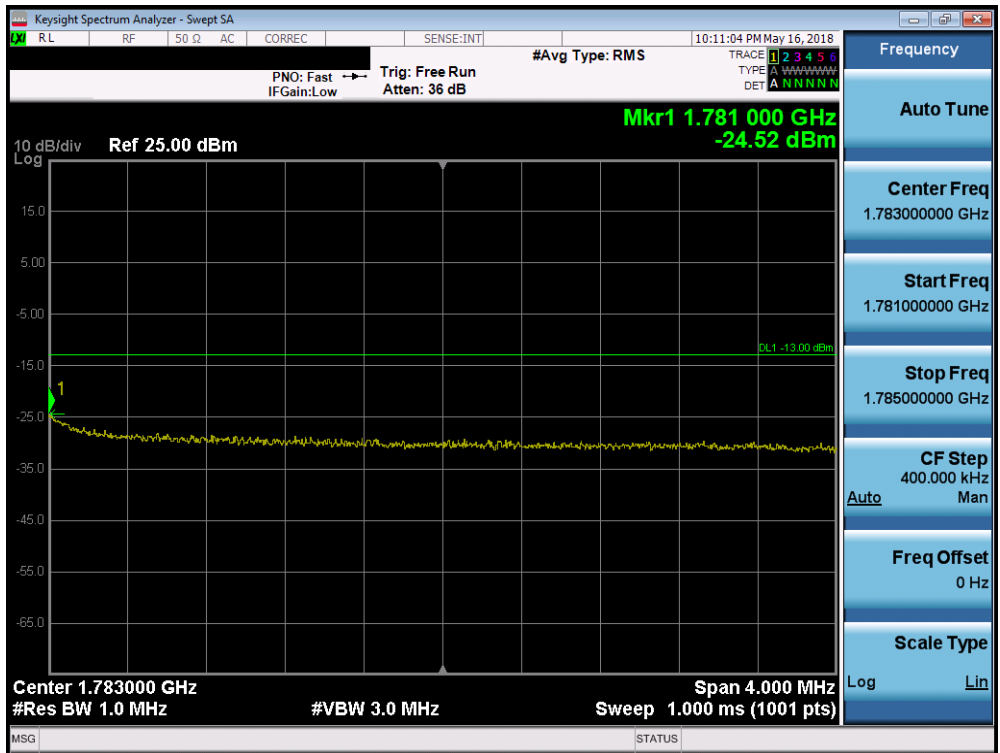


Plot 7-291. Upper Extended Band Edge Plot (Band 4 - 10.0MHz QPSK - Full RB Configuration)

FCC ID: A3LSMN960U		MEASUREMENT REPORT (CERTIFICATION)		Approved by: Quality Manager
Test Report S/N: 1M1804270086-03.A3L	Test Dates: 4/30 - 6/13/2018	EUT Type: Portable Handset		Page 175 of 325

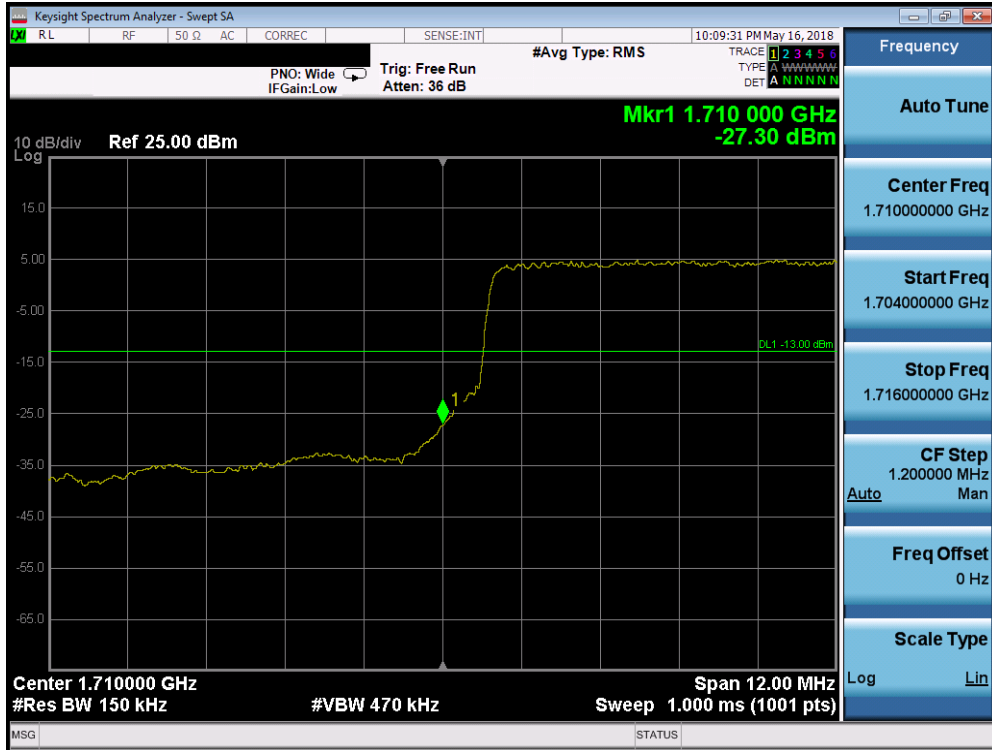


Plot 7-292. Upper Band Edge Plot (Band 66 - 10.0MHz QPSK - Full RB Configuration)



Plot 7-293. Upper Extended Band Edge Plot (Band 66 - 10.0MHz QPSK - Full RB Configuration)

FCC ID: A3LSMN960U		MEASUREMENT REPORT (CERTIFICATION)		Approved by: Quality Manager
Test Report S/N: 1M1804270086-03.A3L	Test Dates: 4/30 - 6/13/2018	EUT Type: Portable Handset		Page 176 of 325

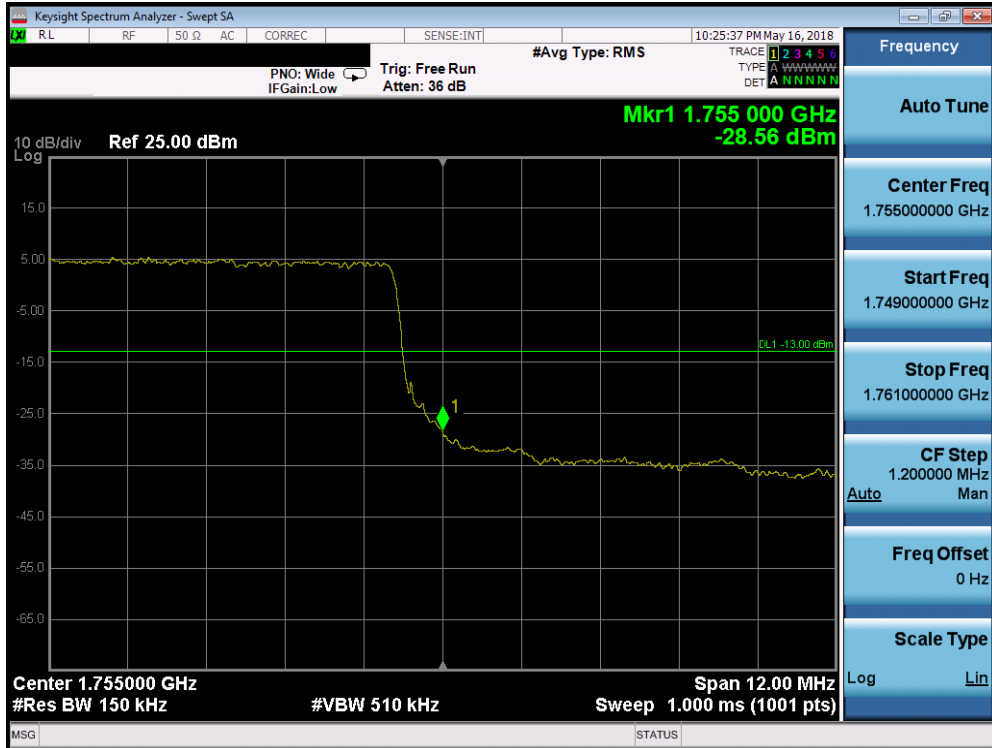


Plot 7-294. Lower Band Edge Plot (Band 66/4 - 15.0MHz QPSK - Full RB Configuration)

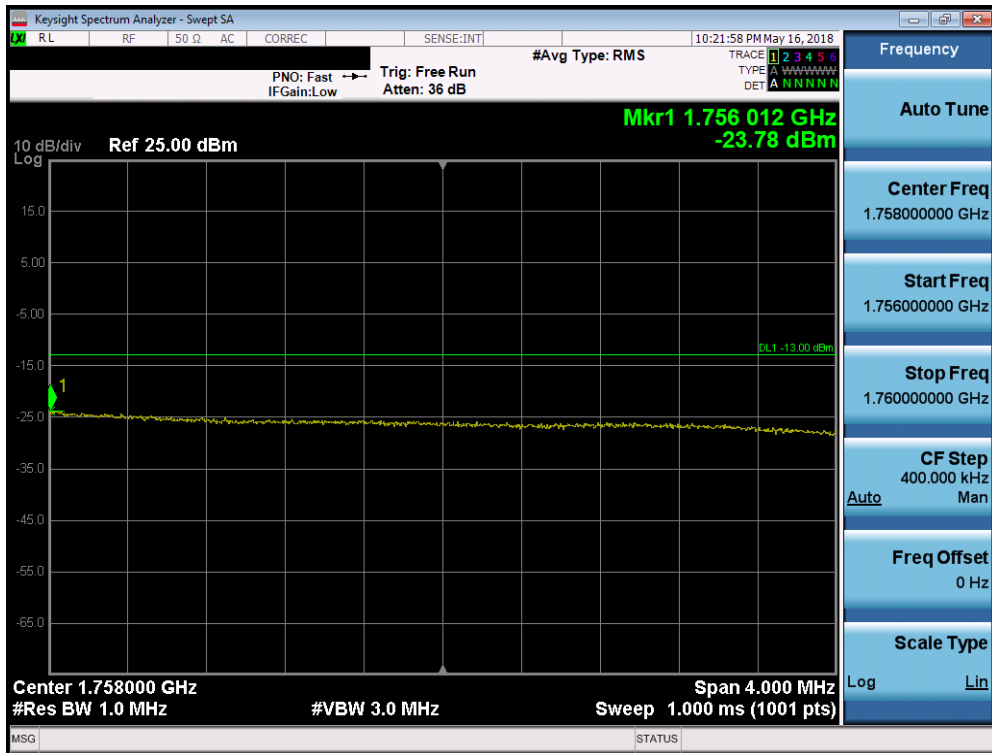


Plot 7-295. Lower Extended Band Edge Plot (Band 66/4 - 15.0MHz QPSK - Full RB Configuration)

FCC ID: A3LSMN960U		MEASUREMENT REPORT (CERTIFICATION)		Approved by: Quality Manager
Test Report S/N: 1M1804270086-03.A3L	Test Dates: 4/30 - 6/13/2018	EUT Type: Portable Handset		Page 177 of 325

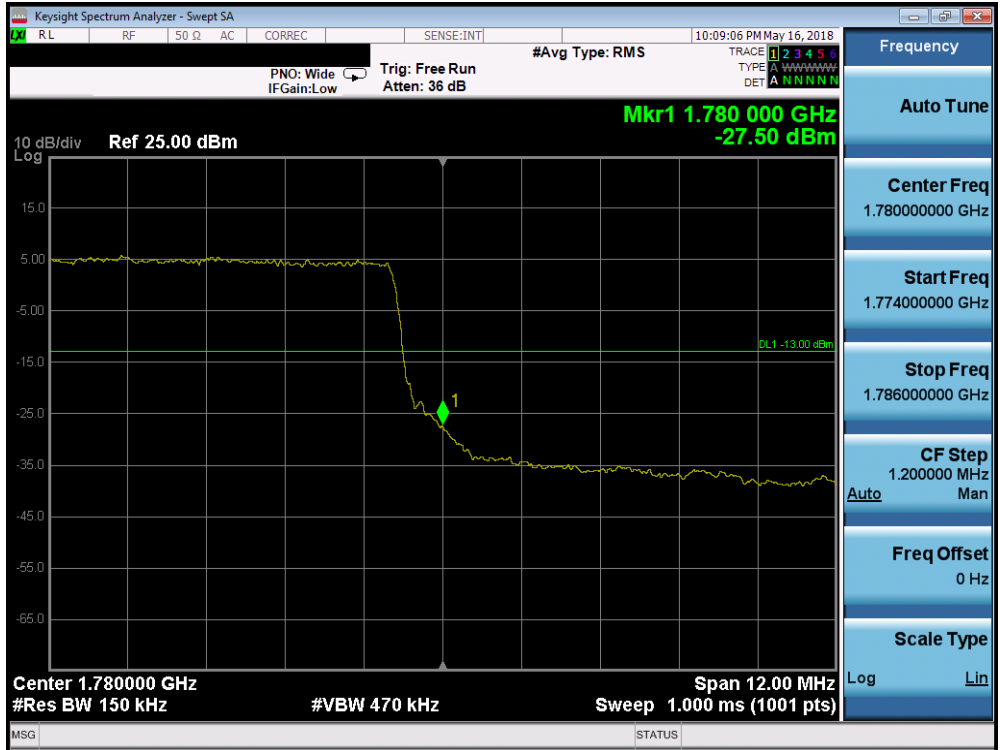


Plot 7-296. Upper Band Edge Plot (Band 4 - 15.0MHz QPSK - Full RB Configuration)

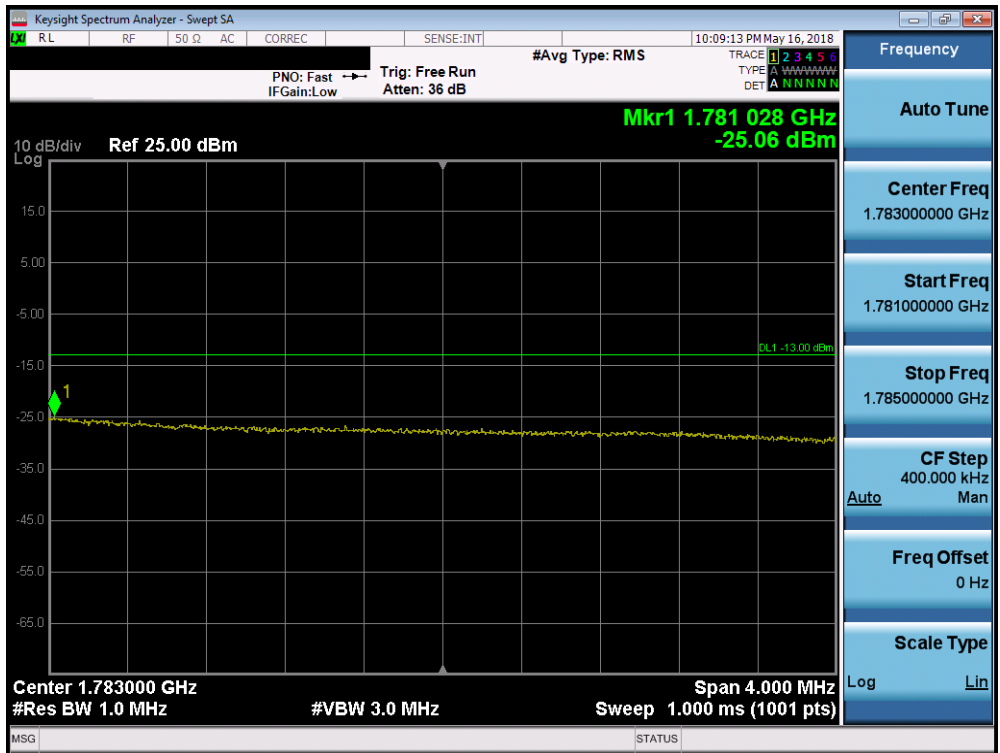


Plot 7-297. Upper Extended Band Edge Plot (Band 4 - 15.0MHz QPSK - Full RB Configuration)

FCC ID: A3LSMN960U		MEASUREMENT REPORT (CERTIFICATION)		Approved by: Quality Manager
Test Report S/N: 1M1804270086-03.A3L	Test Dates: 4/30 - 6/13/2018	EUT Type: Portable Handset		Page 178 of 325

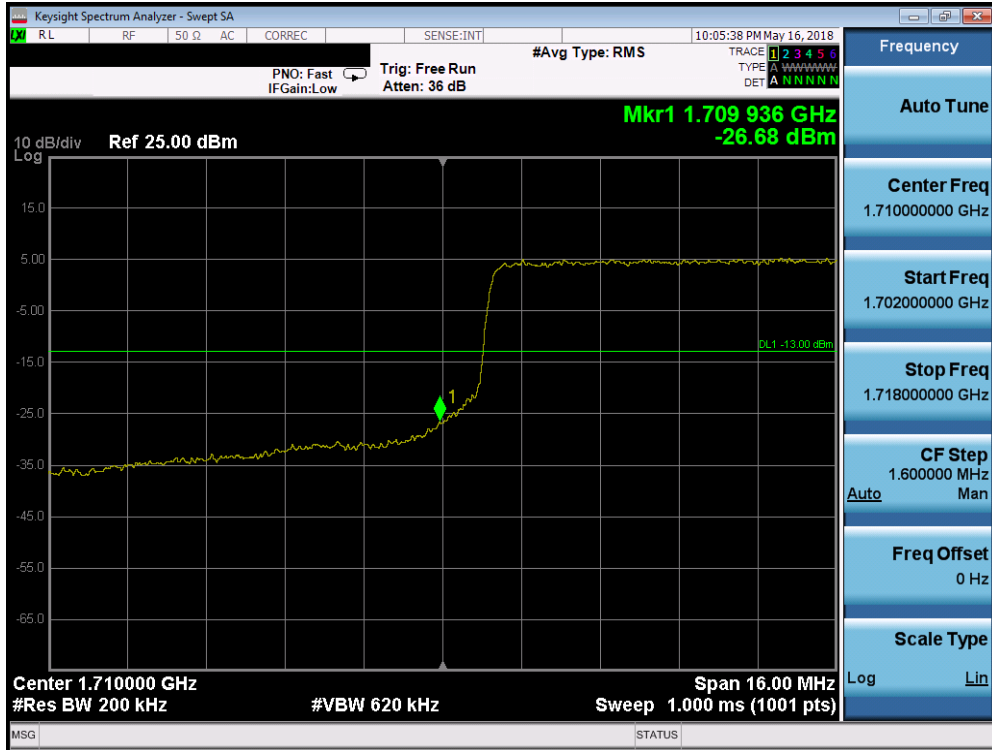


Plot 7-298. Upper Band Edge Plot (Band 66 - 15.0MHz QPSK - Full RB Configuration)

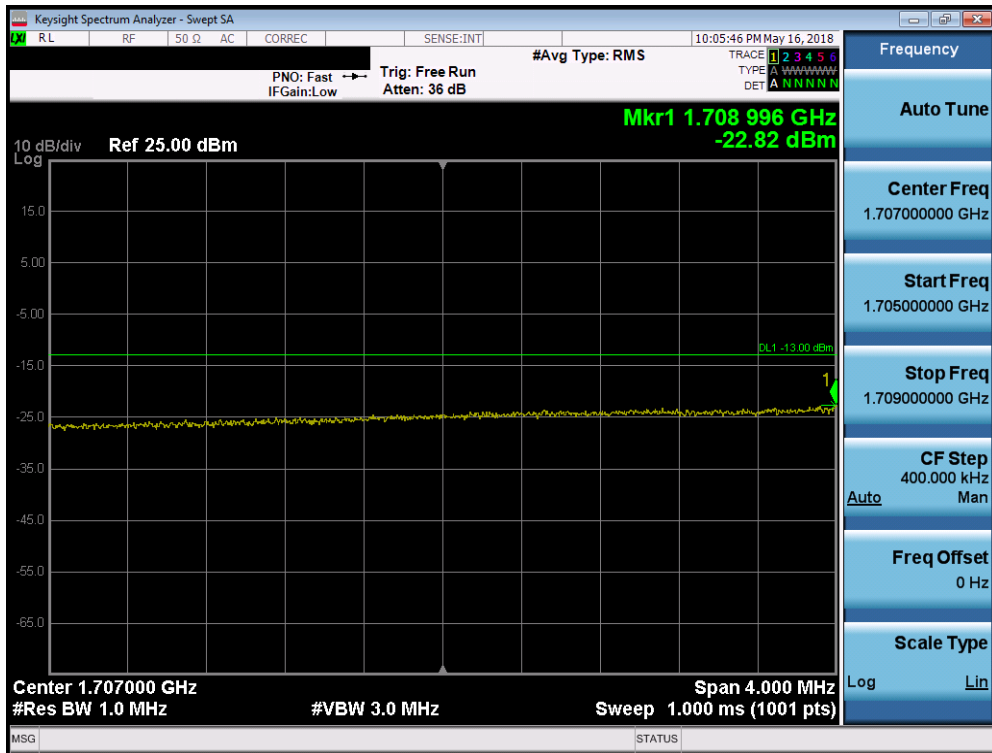


Plot 7-299. Upper Extended Band Edge Plot (Band 66 - 15.0MHz QPSK - Full RB Configuration)

FCC ID: A3LSMN960U		MEASUREMENT REPORT (CERTIFICATION)		Approved by: Quality Manager
Test Report S/N: 1M1804270086-03.A3L	Test Dates: 4/30 - 6/13/2018	EUT Type: Portable Handset		Page 179 of 325



Plot 7-300. Lower Band Edge Plot (Band 66/4 - 20.0MHz QPSK - Full RB Configuration)

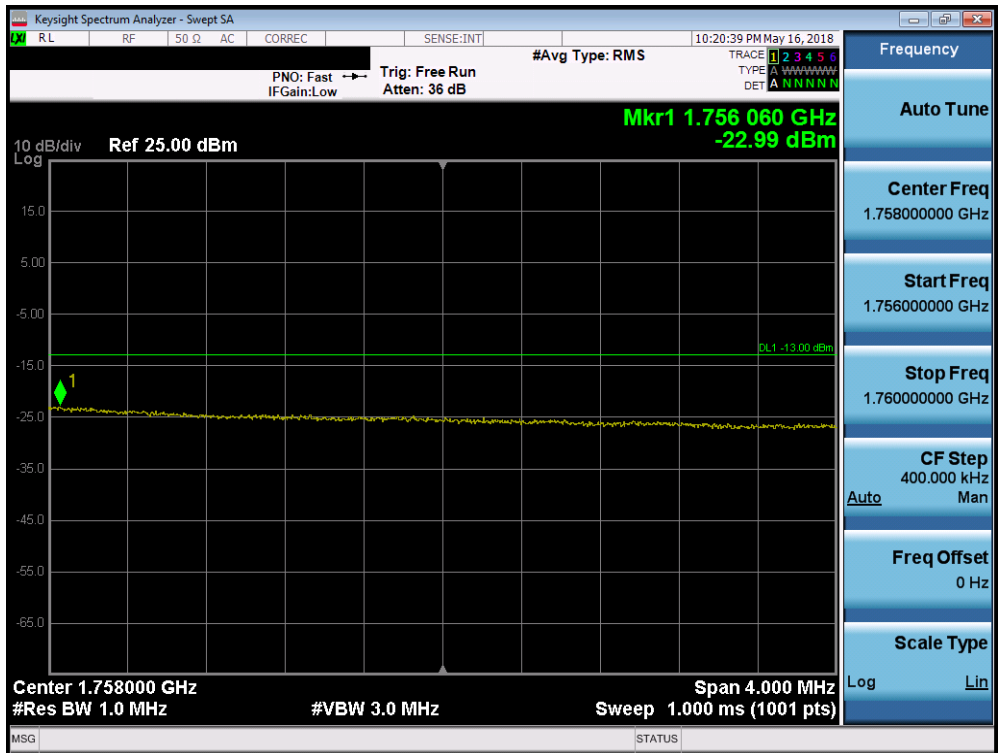


Plot 7-301. Lower Extended Band Edge Plot (Band 66/4 - 20.0MHz QPSK - Full RB Configuration)

FCC ID: A3LSMN960U	 MEASUREMENT REPORT (CERTIFICATION)			Approved by: Quality Manager
Test Report S/N: 1M1804270086-03.A3L	Test Dates: 4/30 - 6/13/2018	EUT Type: Portable Handset		Page 180 of 325



Plot 7-302. Upper Band Edge Plot (Band 4 - 20.0MHz QPSK - Full RB Configuration)

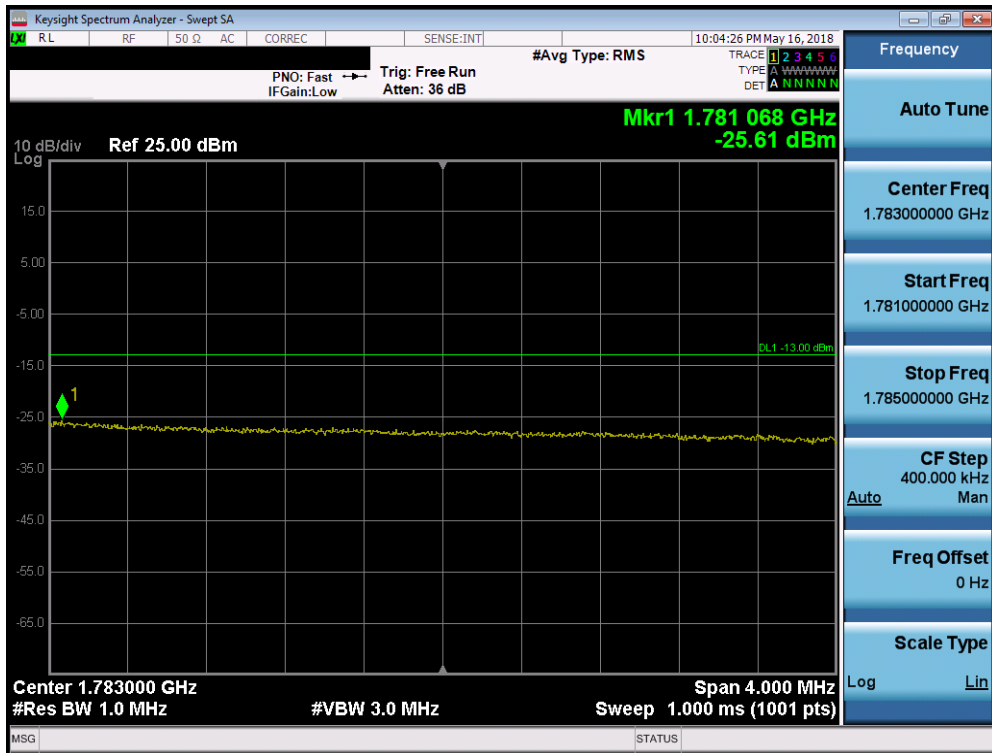


Plot 7-303. Upper Extended Band Edge Plot (Band 4 - 20.0MHz QPSK - Full RB Configuration)

FCC ID: A3LSMN960U	PCTEST ENGINEERING LABORATORY, INC.		MEASUREMENT REPORT (CERTIFICATION)	SAMSUNG	Approved by: Quality Manager
Test Report S/N: 1M1804270086-03.A3L	Test Dates: 4/30 - 6/13/2018	EUT Type: Portable Handset			Page 181 of 325

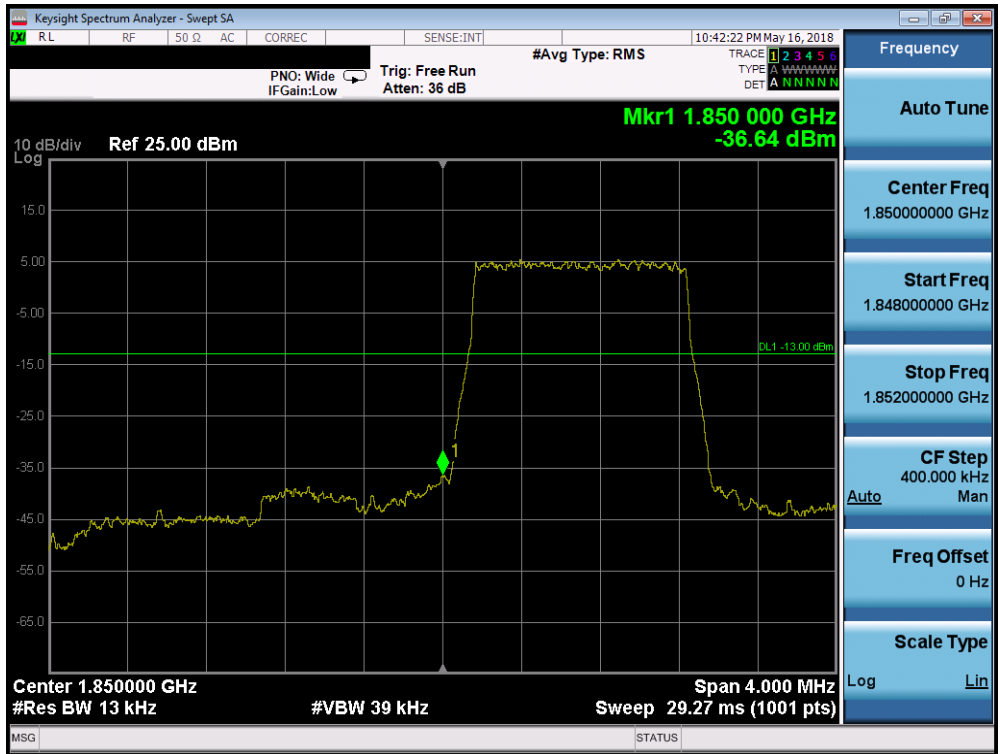


Plot 7-304. Upper Band Edge Plot (Band 66 - 20.0MHz QPSK - Full RB Configuration)

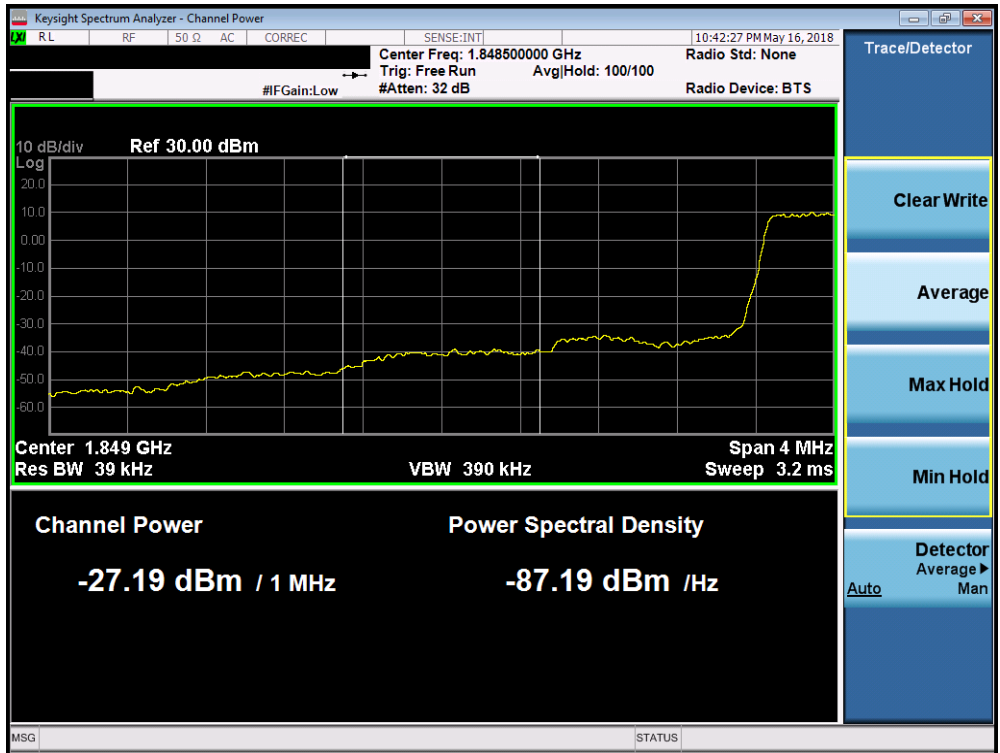


Plot 7-305. Upper Extended Band Edge Plot (Band 66 - 20.0MHz QPSK - Full RB Configuration)

FCC ID: A3LSMN960U	PCTEST ENGINEERING LABORATORY, INC.		MEASUREMENT REPORT (CERTIFICATION)		Approved by: Quality Manager
Test Report S/N: 1M1804270086-03.A3L	Test Dates: 4/30 - 6/13/2018	EUT Type: Portable Handset			Page 182 of 325

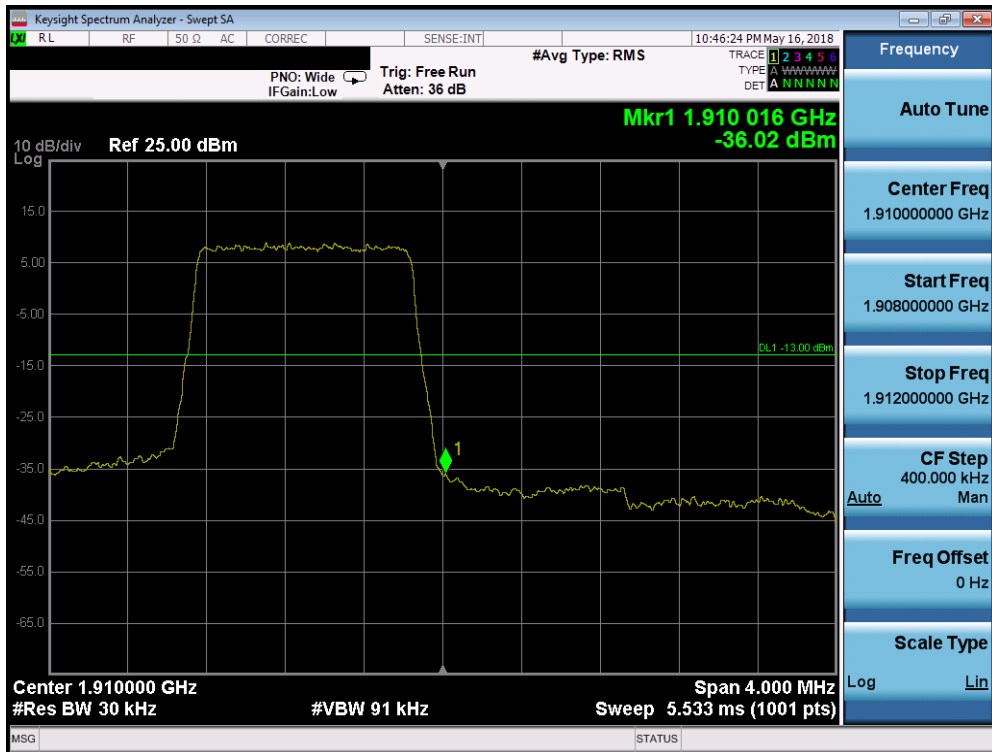


Plot 7-306. Lower Band Edge Plot (Band 25/2 - 1.4MHz QPSK - Full RB Configuration)

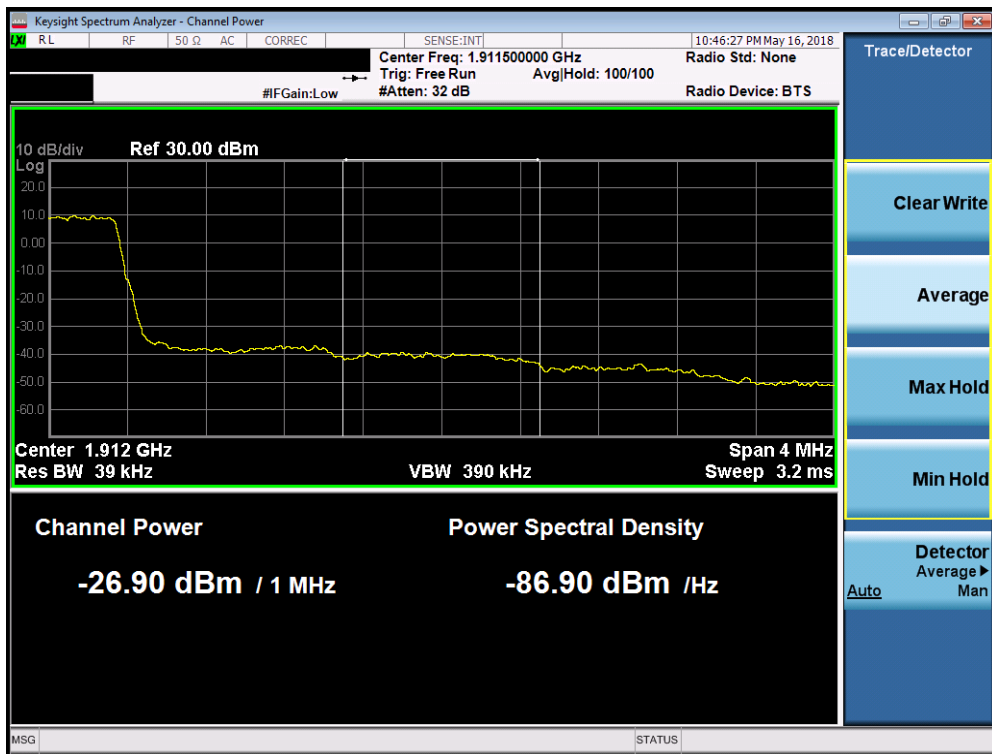


Plot 7-307. Lower Extended Band Edge Plot (Band 25/2 - 1.4MHz QPSK - Full RB Configuration)

FCC ID: A3LSMN960U	PCTEST ENGINEERING LABORATORY, INC.	MEASUREMENT REPORT (CERTIFICATION)	SAMSUNG	Approved by: Quality Manager
Test Report S/N: 1M1804270086-03.A3L	Test Dates: 4/30 - 6/13/2018	EUT Type: Portable Handset		Page 183 of 325

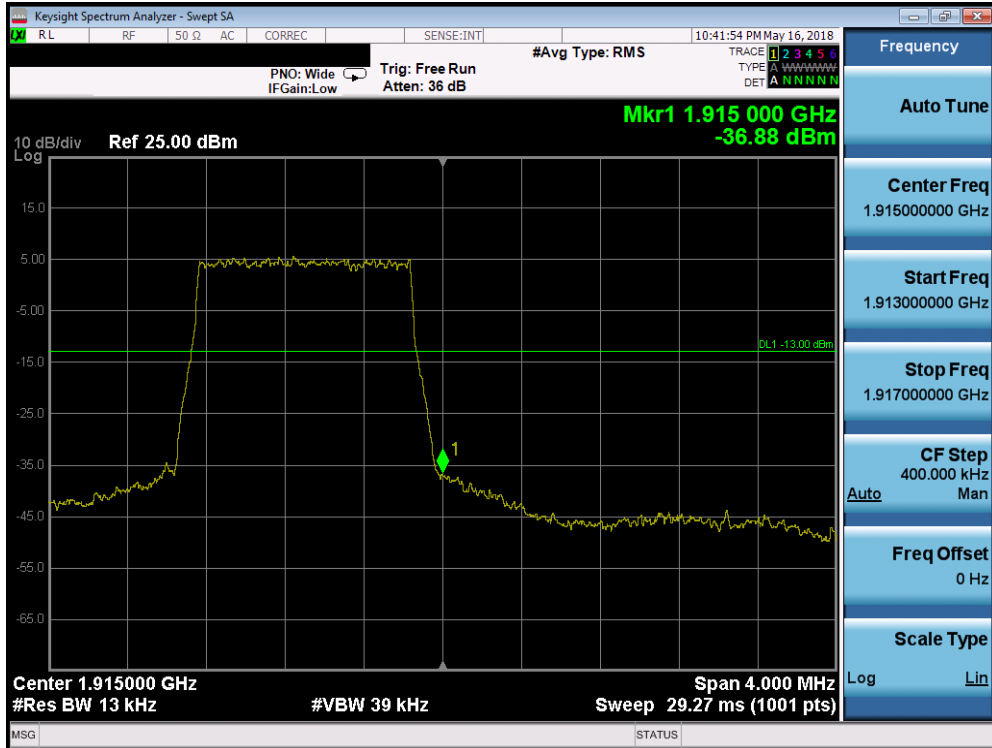


Plot 7-308. Upper Band Edge Plot (Band 2 - 1.4MHz QPSK - Full RB Configuration)

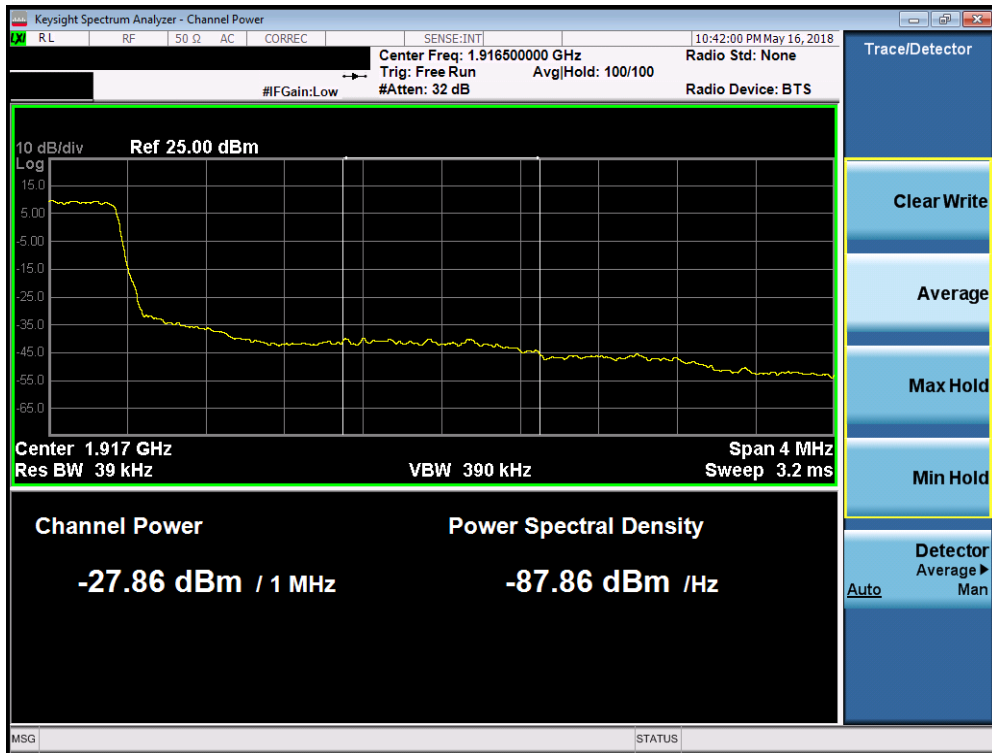


Plot 7-309. Upper Extended Band Edge Plot (Band 2 - 1.4MHz QPSK - Full RB Configuration)

FCC ID: A3LSMN960U		MEASUREMENT REPORT (CERTIFICATION)		Approved by: Quality Manager
Test Report S/N: 1M1804270086-03.A3L	Test Dates: 4/30 - 6/13/2018	EUT Type: Portable Handset		Page 184 of 325

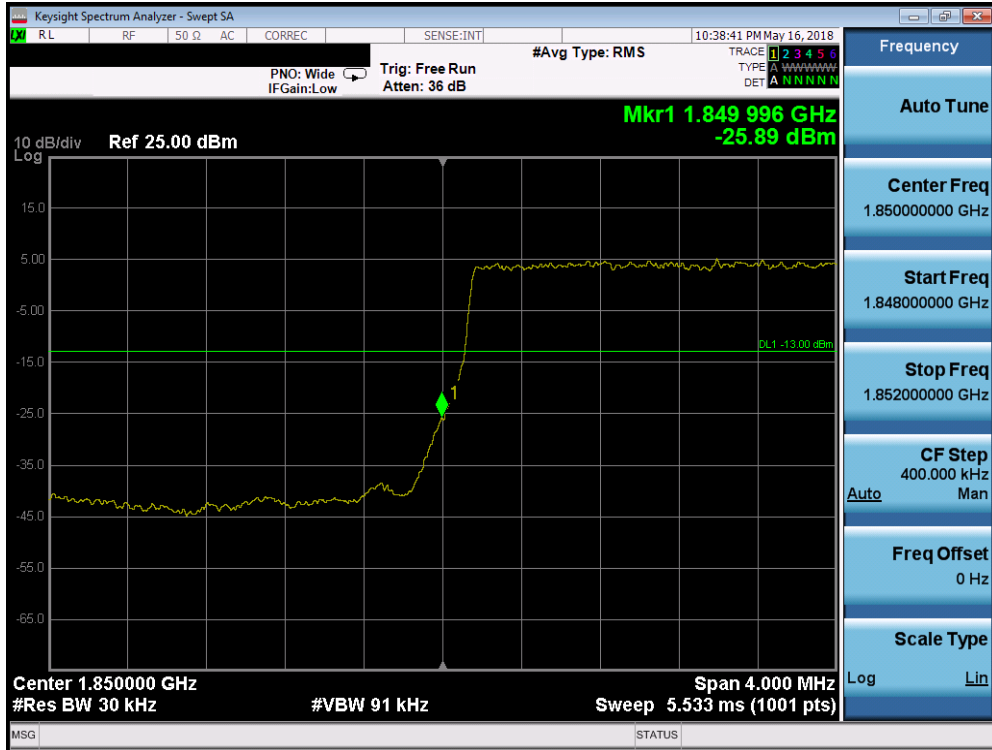


Plot 7-310. Upper Band Edge Plot (Band 25 - 1.4MHz QPSK - Full RB Configuration)

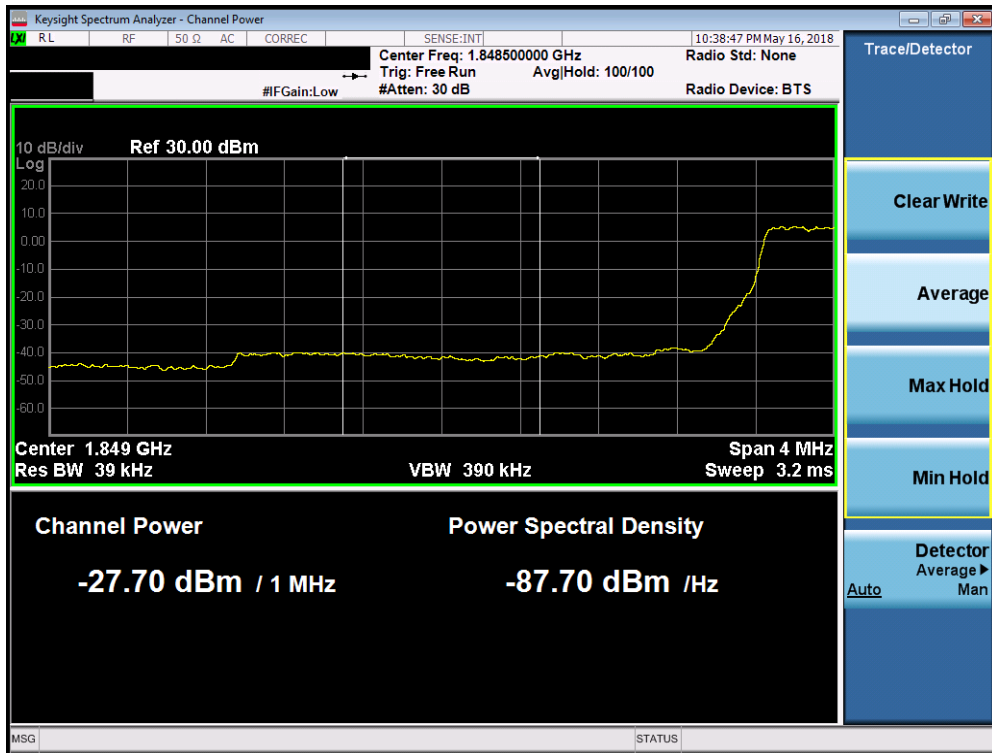


Plot 7-311. Upper Extended Band Edge Plot (Band 25 - 1.4MHz QPSK - Full RB Configuration)

FCC ID: A3LSMN960U	PCTEST ENGINEERING LABORATORY, INC.		MEASUREMENT REPORT (CERTIFICATION)		Approved by: Quality Manager
Test Report S/N: 1M1804270086-03.A3L	Test Dates: 4/30 - 6/13/2018	EUT Type: Portable Handset			Page 185 of 325

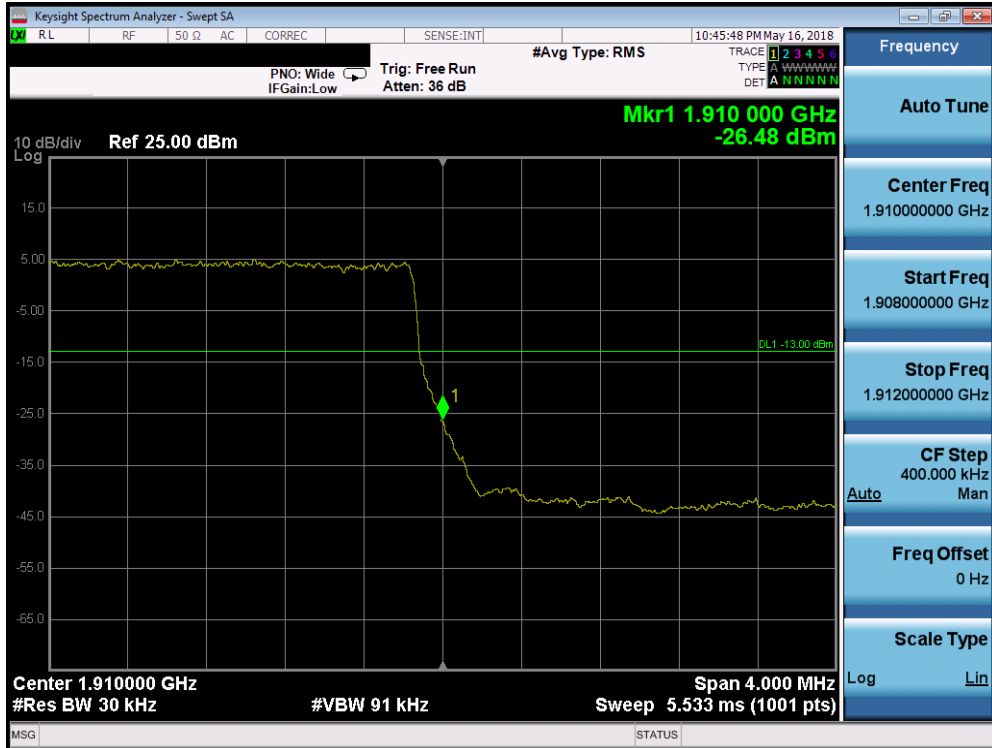


Plot 7-312. Lower Band Edge Plot (Band 25/2 - 3.0MHz QPSK - Full RB Configuration)

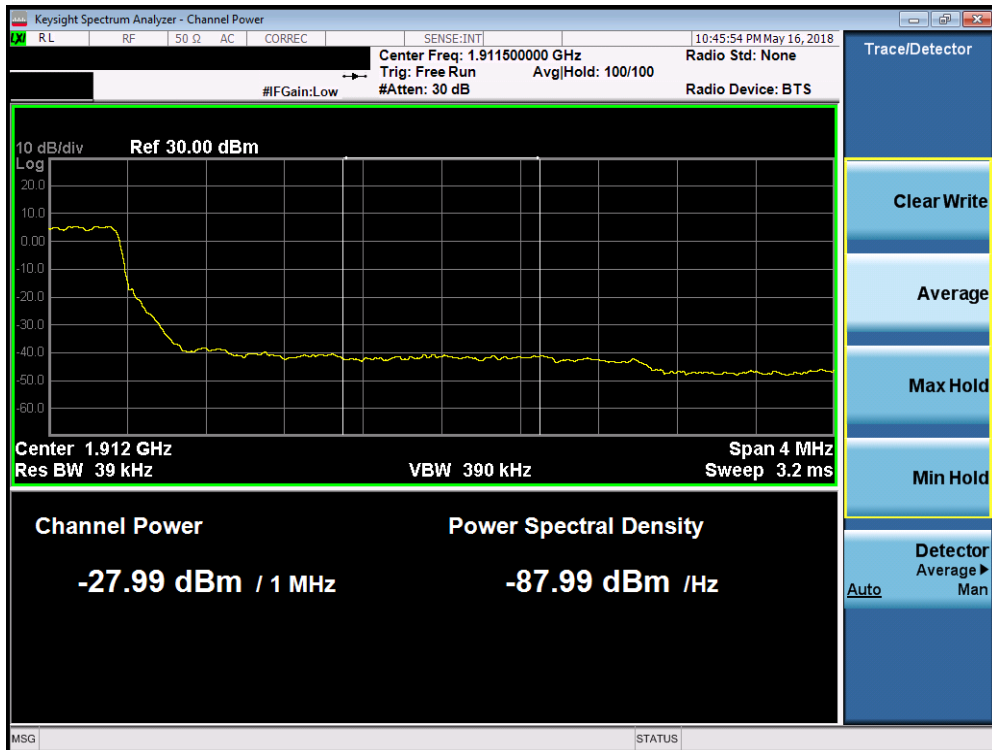


Plot 7-313. Lower Extended Band Edge Plot (Band 25/2 - 3.0MHz QPSK - Full RB Configuration)

FCC ID: A3LSMN960U	PCTEST ENGINEERING LABORATORY, INC.		MEASUREMENT REPORT (CERTIFICATION)		Approved by: Quality Manager
Test Report S/N: 1M1804270086-03.A3L	Test Dates: 4/30 - 6/13/2018	EUT Type: Portable Handset			Page 186 of 325



Plot 7-314. Upper Band Edge Plot (Band 2 - 3.0MHz QPSK - Full RB Configuration)

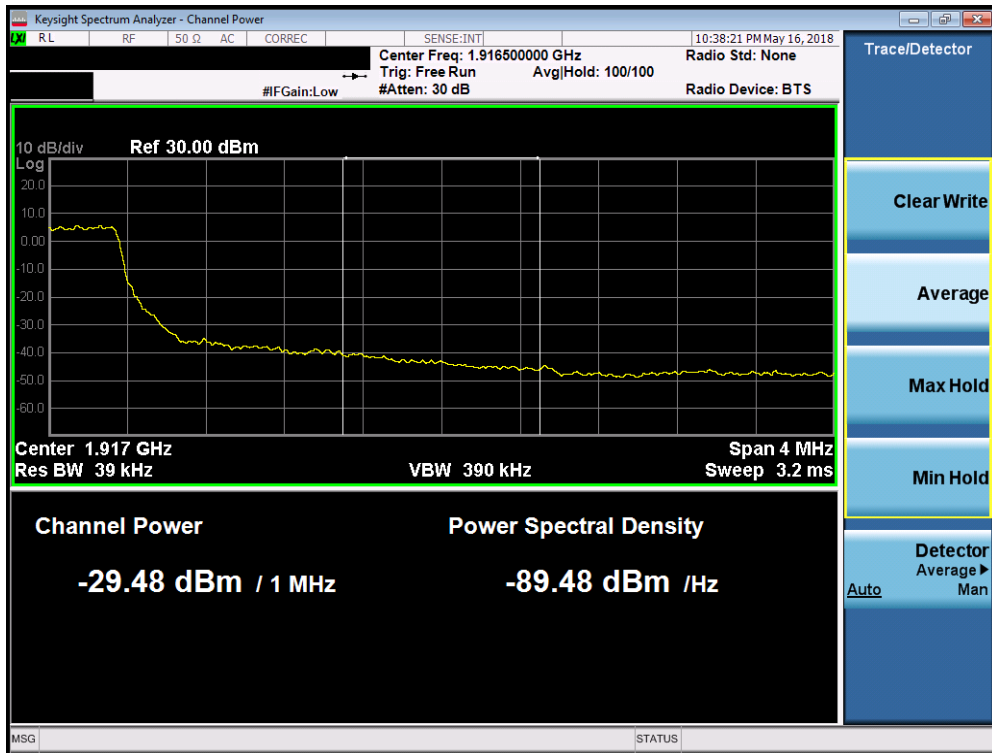


Plot 7-315. Upper Extended Band Edge Plot (Band 2 - 3.0MHz QPSK - Full RB Configuration)

FCC ID: A3LSMN960U	MEASUREMENT REPORT (CERTIFICATION)		Approved by: Quality Manager
Test Report S/N: 1M1804270086-03.A3L	Test Dates: 4/30 - 6/13/2018	EUT Type: Portable Handset	Page 187 of 325

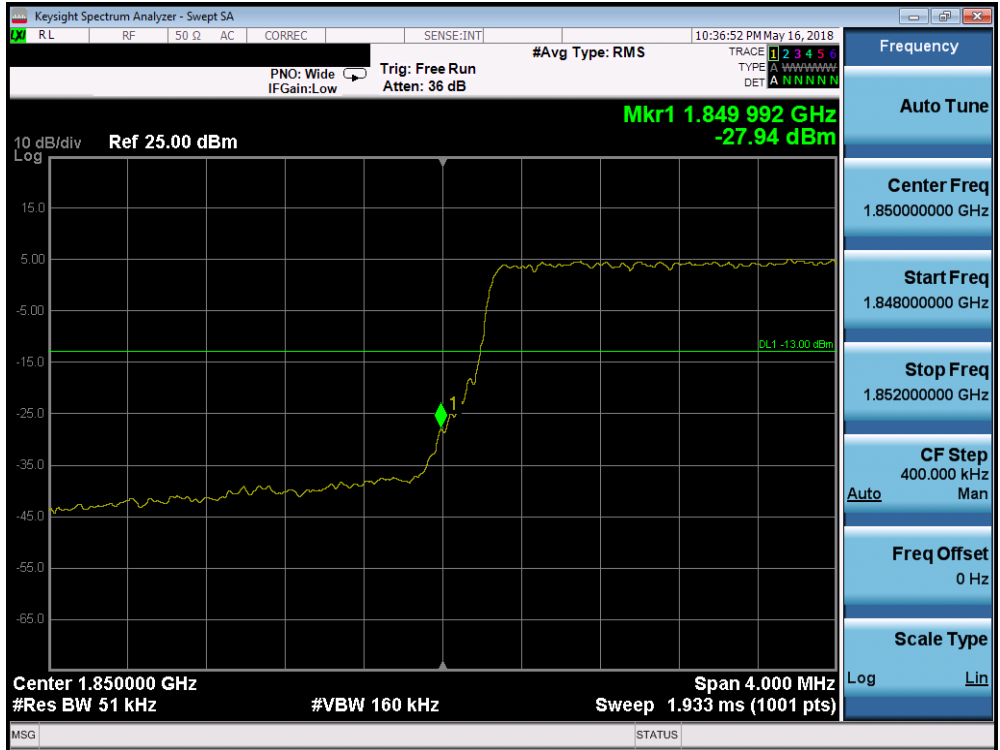


Plot 7-316. Upper Band Edge Plot (Band 25 - 3.0MHz QPSK - Full RB Configuration)

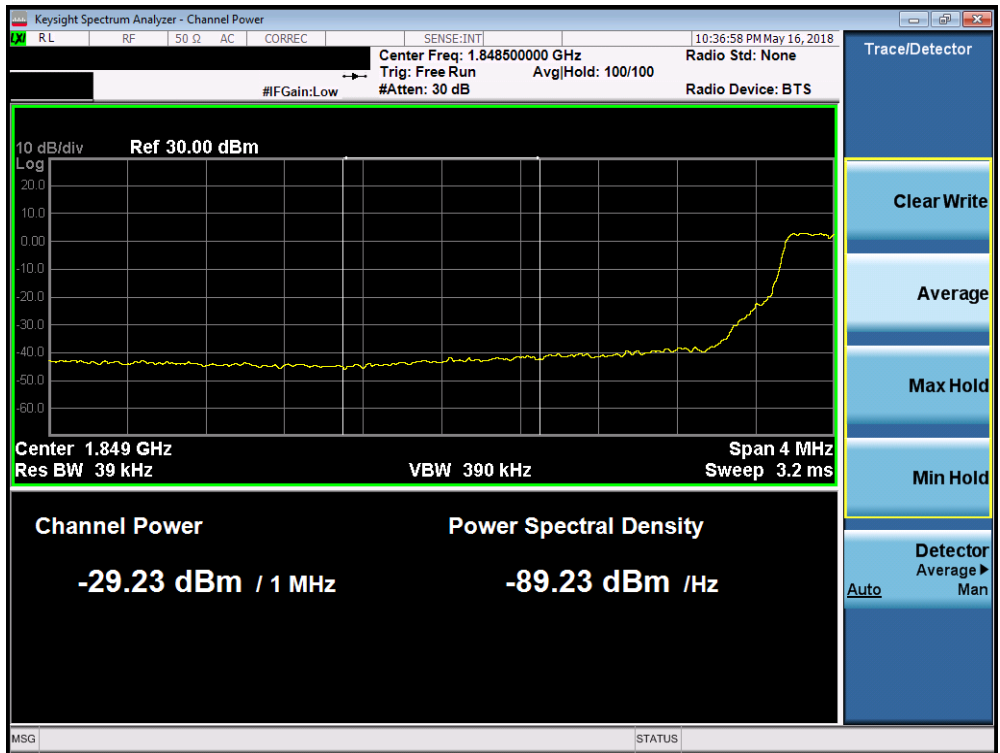


Plot 7-317. Upper Extended Band Edge Plot (Band 25 - 3.0MHz QPSK - Full RB Configuration)

FCC ID: A3LSMN960U	MEASUREMENT REPORT (CERTIFICATION)		Approved by: Quality Manager
Test Report S/N: 1M1804270086-03.A3L	Test Dates: 4/30 - 6/13/2018	EUT Type: Portable Handset	Page 188 of 325



Plot 7-318. Lower Band Edge Plot (Band 25/2 - 5.0MHz QPSK - Full RB Configuration)

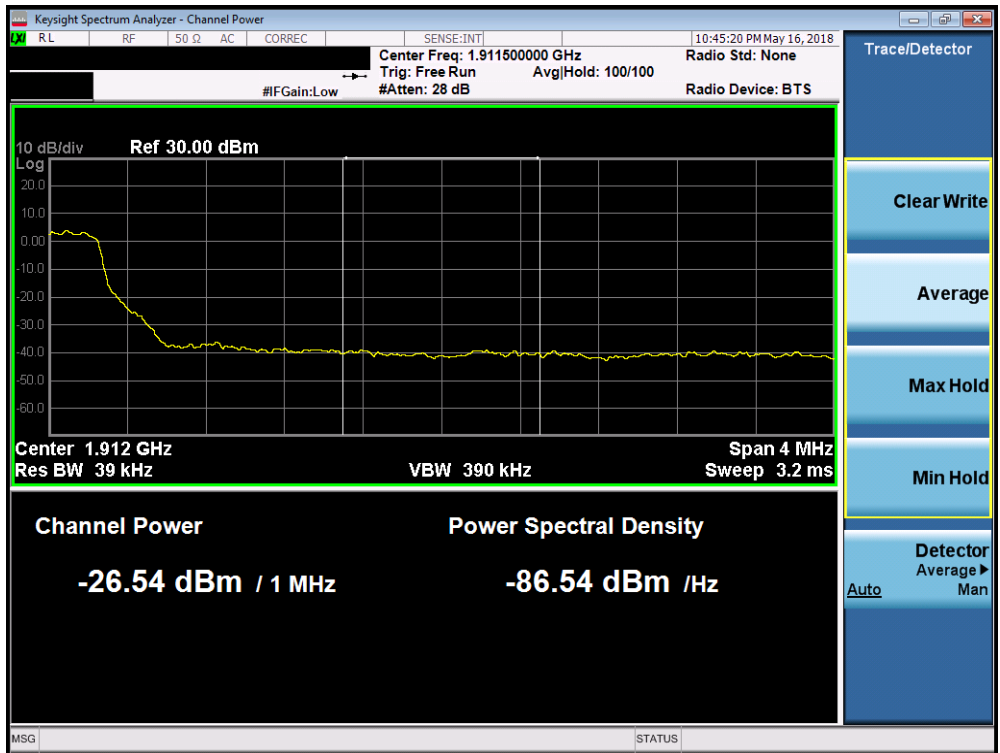


Plot 7-319. Lower Extended Band Edge Plot (Band 25/2 - 5.0MHz QPSK - Full RB Configuration)

FCC ID: A3LSMN960U	 MEASUREMENT REPORT (CERTIFICATION)			Approved by: Quality Manager
Test Report S/N: 1M1804270086-03.A3L	Test Dates: 4/30 - 6/13/2018	EUT Type: Portable Handset	Page 189 of 325	



Plot 7-320. Upper Band Edge Plot (Band 2 - 5.0MHz QPSK - Full RB Configuration)

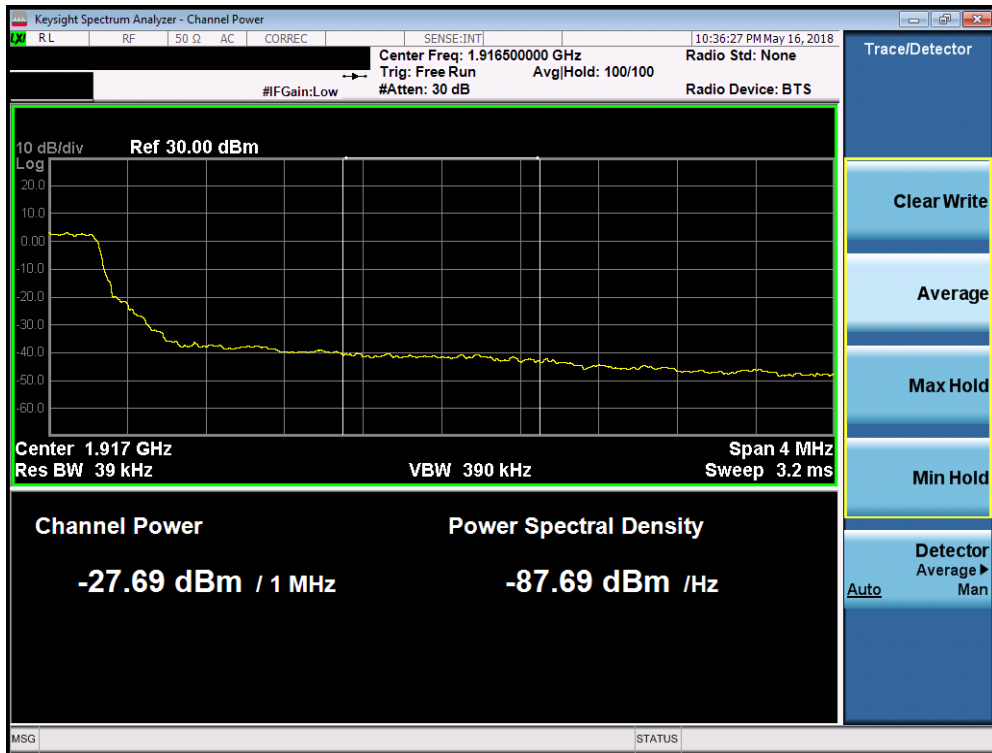


Plot 7-321. Upper Extended Band Edge Plot (Band 2 - 5.0MHz QPSK - Full RB Configuration)

FCC ID: A3LSMN960U		MEASUREMENT REPORT (CERTIFICATION)		Approved by: Quality Manager
Test Report S/N: 1M1804270086-03.A3L	Test Dates: 4/30 - 6/13/2018	EUT Type: Portable Handset		Page 190 of 325



Plot 7-322. Upper Band Edge Plot (Band 25 - 5.0MHz QPSK - Full RB Configuration)

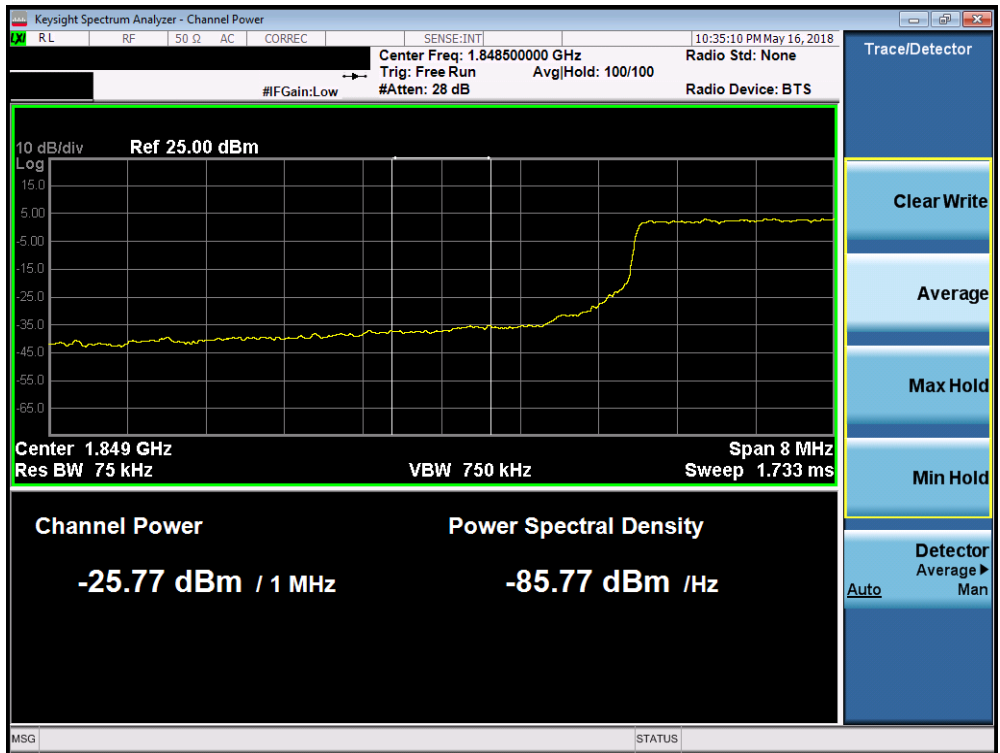


Plot 7-323. Upper Extended Band Edge Plot (Band 25 - 5.0MHz QPSK - Full RB Configuration)

FCC ID: A3LSMN960U	 MEASUREMENT REPORT (CERTIFICATION)			Approved by: Quality Manager
Test Report S/N: 1M1804270086-03.A3L	Test Dates: 4/30 - 6/13/2018	EUT Type: Portable Handset	Page 191 of 325	

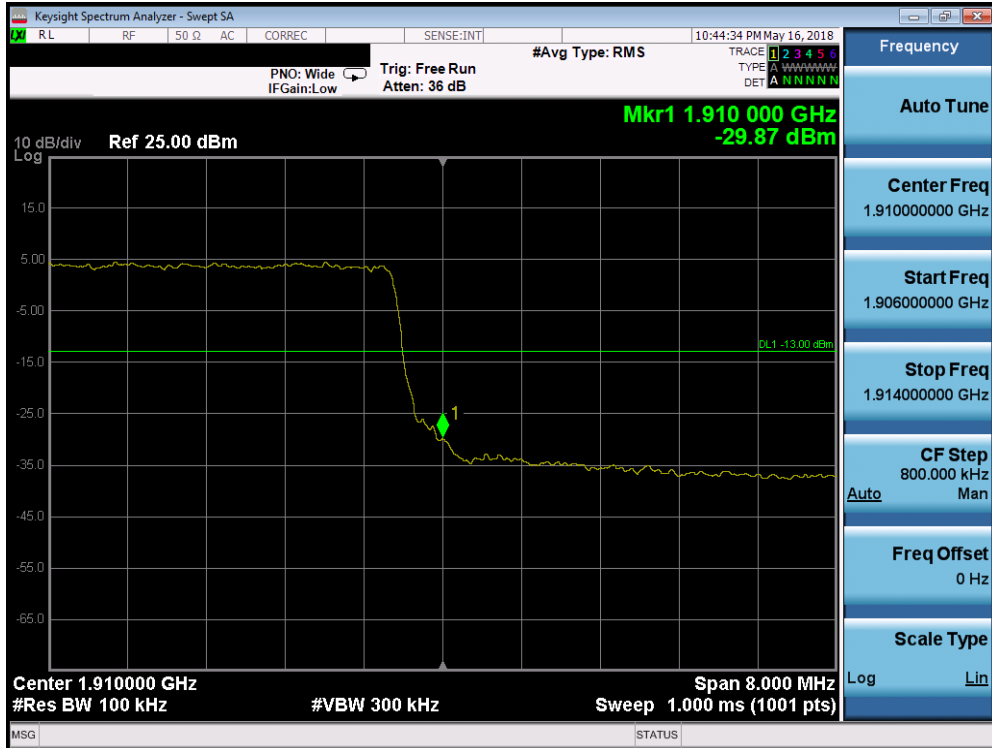


Plot 7-324. Lower Band Edge Plot (Band 25/2 - 10.0MHz QPSK - Full RB Configuration)

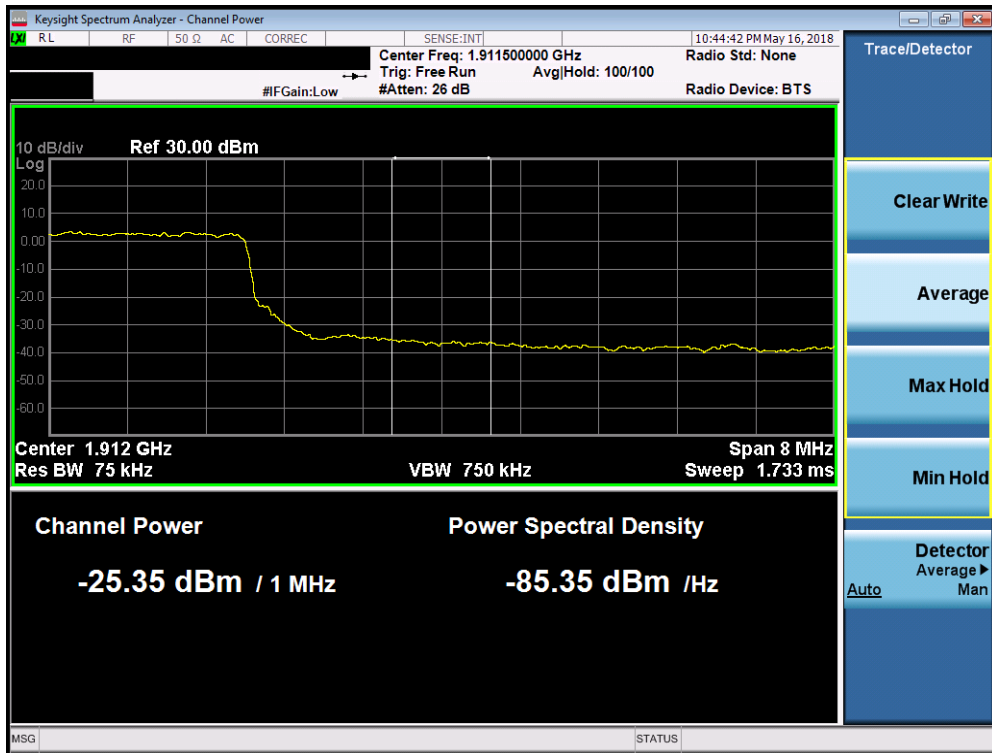


Plot 7-325. Lower Extended Band Edge Plot (Band 25/2 - 10.0MHz QPSK - Full RB Configuration)

FCC ID: A3LSMN960U	PCTEST ENGINEERING LABORATORY, INC.		MEASUREMENT REPORT (CERTIFICATION)		Approved by: Quality Manager
Test Report S/N: 1M1804270086-03.A3L	Test Dates: 4/30 - 6/13/2018	EUT Type: Portable Handset	Page 192 of 325		



Plot 7-326. Upper Band Edge Plot (Band 2 - 10.0MHz QPSK - Full RB Configuration)



Plot 7-327. Upper Extended Band Edge Plot (Band 2 - 10.0MHz QPSK - Full RB Configuration)

FCC ID: A3LSMN960U		MEASUREMENT REPORT (CERTIFICATION)		Approved by: Quality Manager
Test Report S/N: 1M1804270086-03.A3L	Test Dates: 4/30 - 6/13/2018	EUT Type: Portable Handset		Page 193 of 325

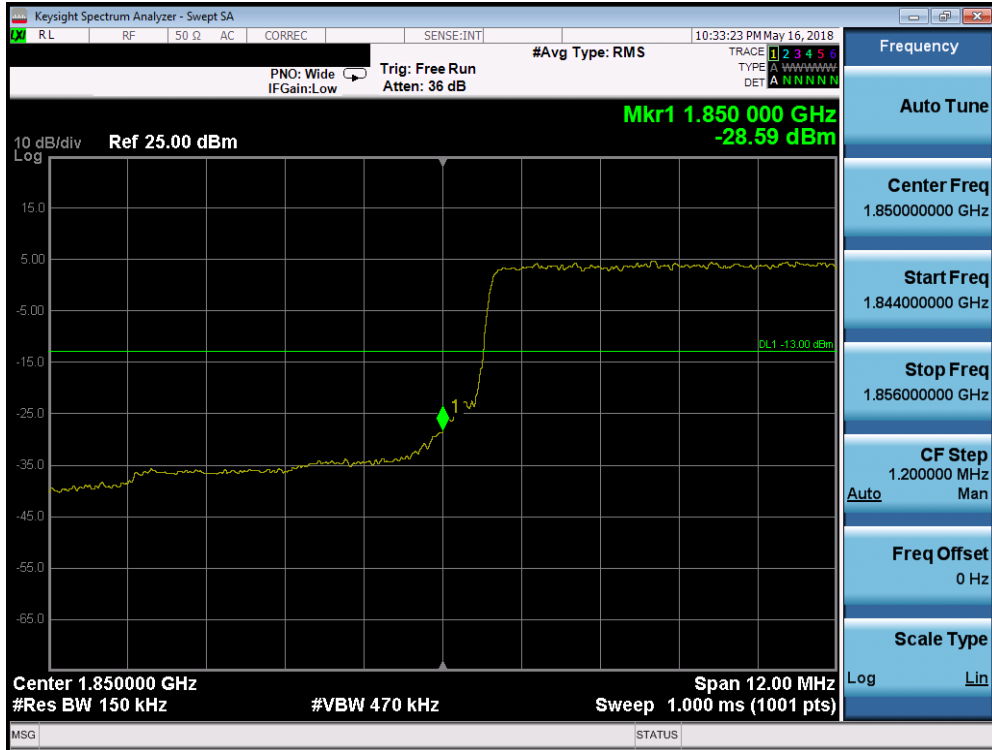


Plot 7-328. Upper Band Edge Plot (Band 25 - 10.0MHz QPSK - Full RB Configuration)

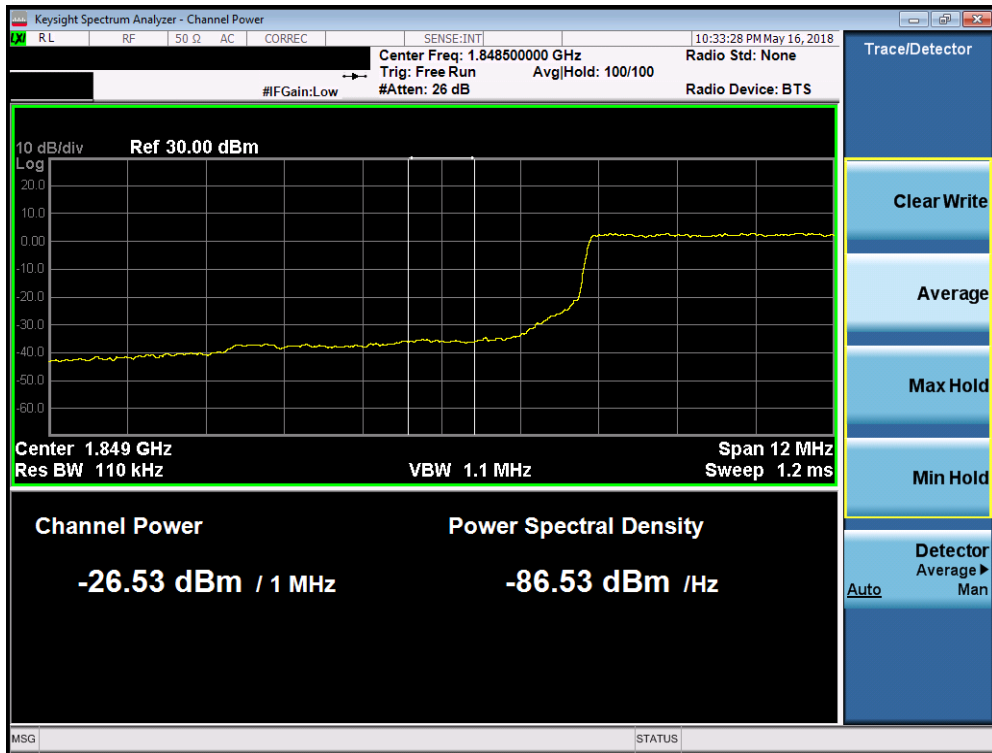


Plot 7-329. Upper Extended Band Edge Plot (Band 25 - 10.0MHz QPSK - Full RB Configuration)

FCC ID: A3LSMN960U	PCTEST ENGINEERING LABORATORY, INC.		MEASUREMENT REPORT (CERTIFICATION)		Approved by: Quality Manager
Test Report S/N: 1M1804270086-03.A3L	Test Dates: 4/30 - 6/13/2018	EUT Type: Portable Handset	Page 194 of 325		



Plot 7-330. Lower Band Edge Plot (Band 25/2 - 15.0MHz QPSK - Full RB Configuration)

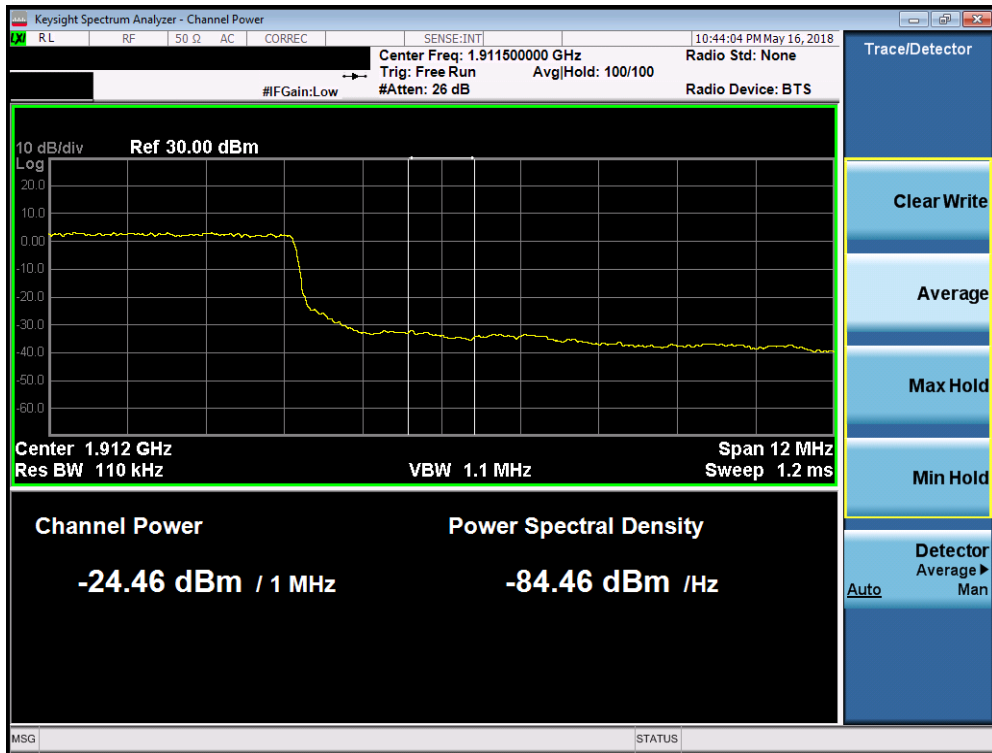


Plot 7-331. Lower Extended Band Edge Plot (Band 25/2 - 15.0MHz QPSK - Full RB Configuration)

FCC ID: A3LSMN960U		MEASUREMENT REPORT (CERTIFICATION)		Approved by: Quality Manager
Test Report S/N: 1M1804270086-03.A3L	Test Dates: 4/30 - 6/13/2018	EUT Type: Portable Handset		Page 195 of 325

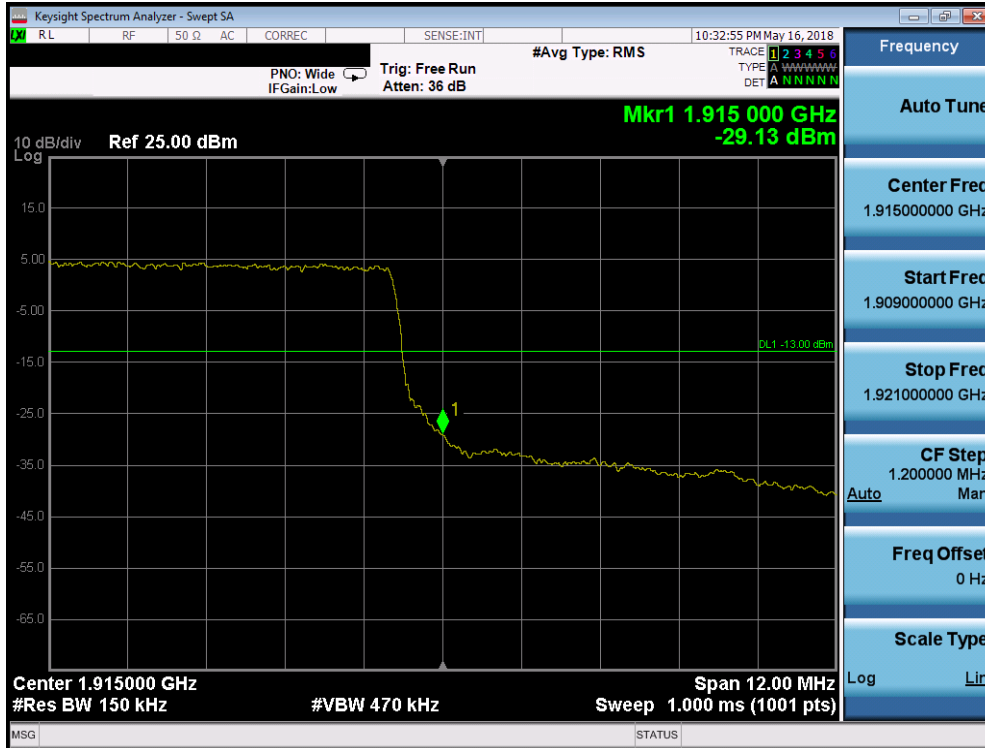


Plot 7-332. Upper Band Edge Plot (Band 2 - 15.0MHz QPSK - Full RB Configuration)

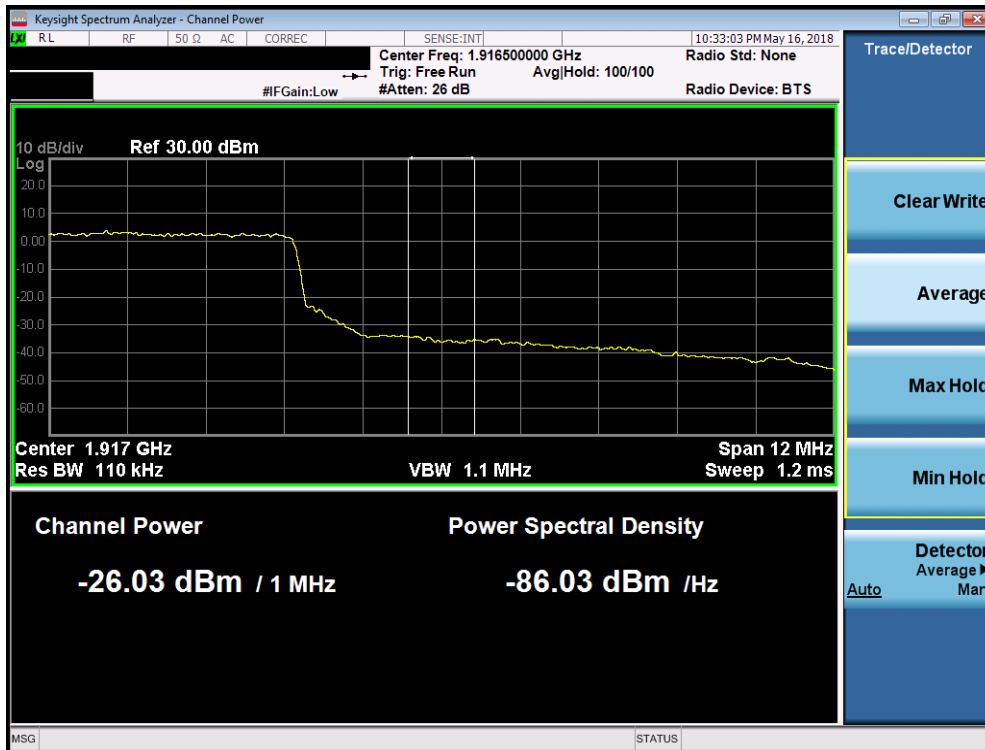


Plot 7-333. Upper Extended Band Edge Plot (Band 2 - 15.0MHz QPSK - Full RB Configuration)

FCC ID: A3LSMN960U		MEASUREMENT REPORT (CERTIFICATION)		Approved by: Quality Manager
Test Report S/N: 1M1804270086-03.A3L	Test Dates: 4/30 - 6/13/2018	EUT Type: Portable Handset		Page 196 of 325

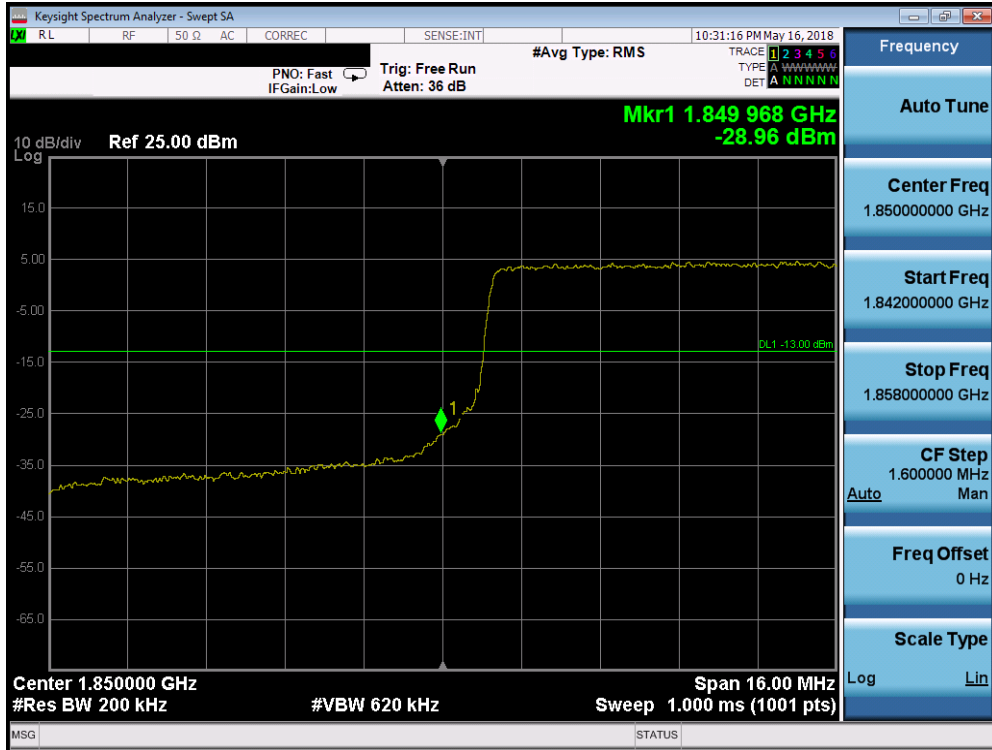


Plot 7-334. Upper Band Edge Plot (Band 25 - 15.0MHz QPSK - Full RB Configuration)

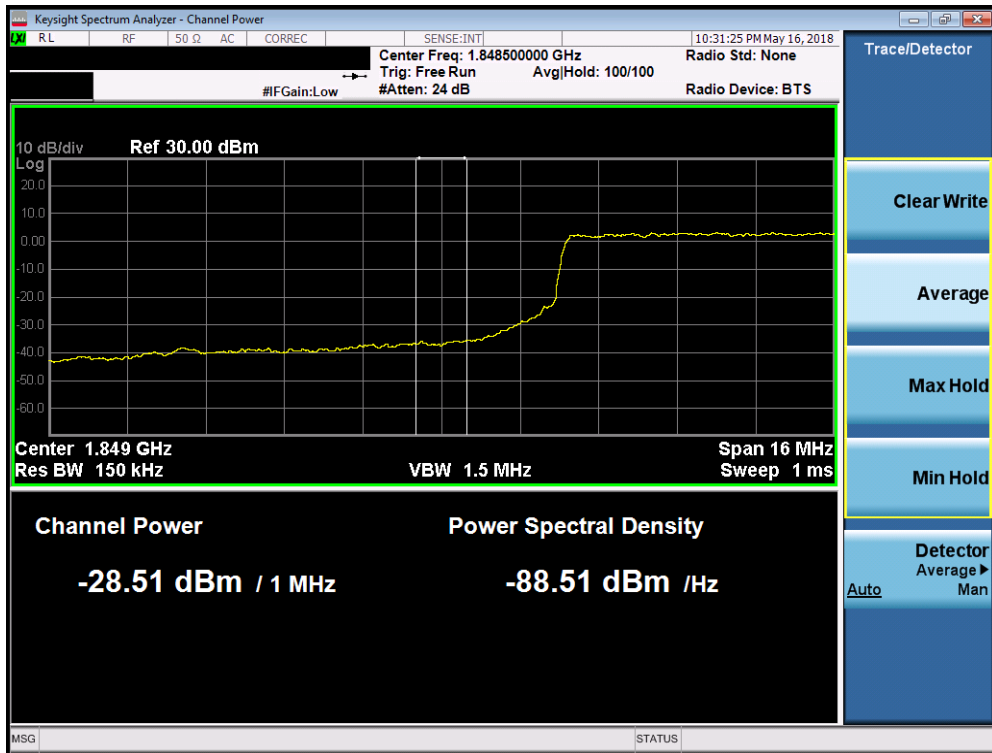


Plot 7-335. Upper Extended Band Edge Plot (Band 25 - 15.0MHz QPSK - Full RB Configuration)

FCC ID: A3LSMN960U		MEASUREMENT REPORT (CERTIFICATION)		Approved by: Quality Manager
Test Report S/N: 1M1804270086-03.A3L	Test Dates: 4/30 - 6/13/2018	EUT Type: Portable Handset		Page 197 of 325



Plot 7-336. Lower Band Edge Plot (Band 25/2 - 20.0MHz QPSK - Full RB Configuration)

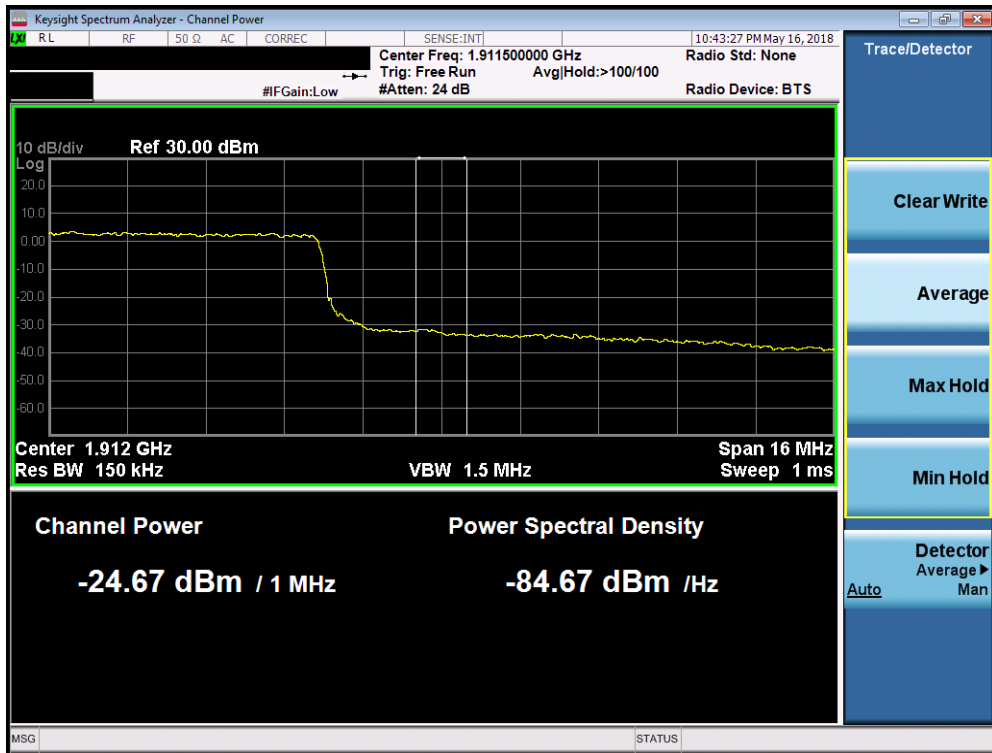


Plot 7-337. Lower Extended Band Edge Plot (Band 25/2 - 20.0MHz QPSK - Full RB Configuration)

FCC ID: A3LSMN960U	MEASUREMENT REPORT (CERTIFICATION)		Approved by: Quality Manager
Test Report S/N: 1M1804270086-03.A3L	Test Dates: 4/30 - 6/13/2018	EUT Type: Portable Handset	Page 198 of 325



Plot 7-338. Upper Band Edge Plot (Band 2 - 20.0MHz QPSK - Full RB Configuration)

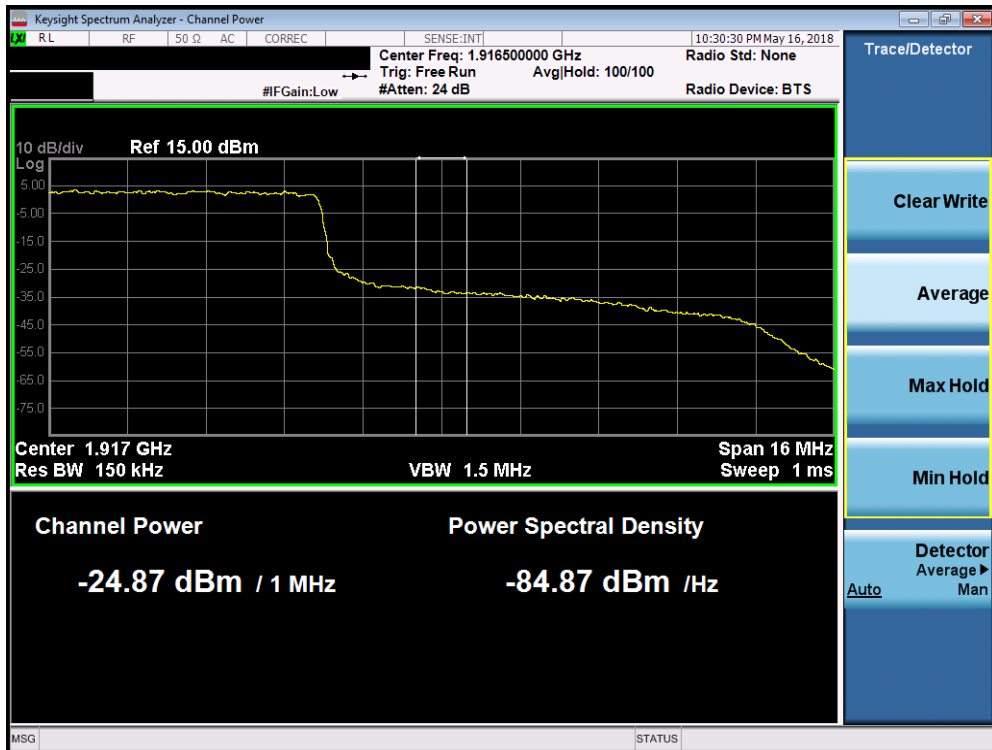


Plot 7-339. Upper Extended Band Edge Plot (Band 2 - 20.0MHz QPSK - Full RB Configuration)

FCC ID: A3LSMN960U	MEASUREMENT REPORT (CERTIFICATION)		Approved by: Quality Manager
Test Report S/N: 1M1804270086-03.A3L	Test Dates: 4/30 - 6/13/2018	EUT Type: Portable Handset	Page 199 of 325



Plot 7-340. Upper Band Edge Plot (Band 25 - 20.0MHz QPSK - Full RB Configuration)



Plot 7-341. Upper Extended Band Edge Plot (Band 25 - 20.0MHz QPSK - Full RB Configuration)

FCC ID: A3LSMN960U	MEASUREMENT REPORT (CERTIFICATION)		Approved by: Quality Manager
Test Report S/N: 1M1804270086-03.A3L	Test Dates: 4/30 - 6/13/2018	EUT Type: Portable Handset	Page 200 of 325