

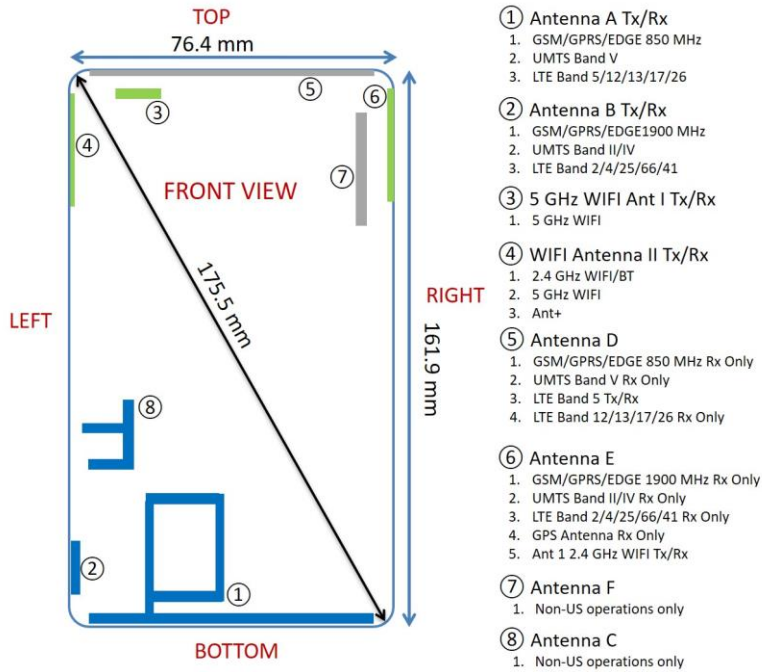


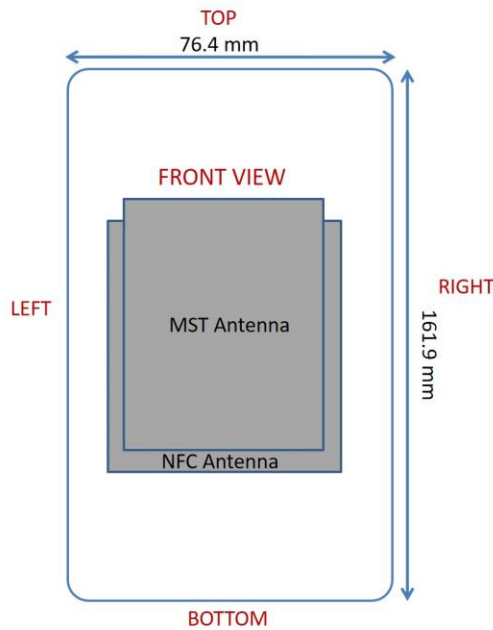
APPENDIX F: DUT ANTENNA DIAGRAM & SAR TEST SETUP PHOTOGRAPHS

FCC ID A3LSMN960KOR		SAR EVALUATION REPORT		Approved by: Quality Manager
Test Dates: 06/21/18 – 06/30/18	DUT Type: Portable Handset			APPENDIX F: Page 1 of 12






Note: Exact antenna dimensions and separation distances are shown in the Technical Descriptions in the FCC Filing.

**Figure F-1
 DUT Antenna Locations**




**Figure F-2
 NFC Antenna Locations**



FCC ID A3LSMN960KOR		SAR EVALUATION REPORT		Approved by: Quality Manager
Test Dates: 06/21/18 – 06/30/18	DUT Type: Portable Handset			APPENDIX F: Page 2 of 12




SAR Test Setup Photo 1: Right Cheek




SAR Test Setup Photo 2: Right Tilt



FCC ID A3LSMN960KOR		SAR EVALUATION REPORT		Approved by: Quality Manager
Test Dates: 06/21/18 – 06/30/18	DUT Type: Portable Handset	APPENDIX F: Page 3 of 12		




SAR Test Setup Photo 3: Left Cheek




SAR Test Setup Photo 4: Left Tilt



FCC ID A3LSMN960KOR		SAR EVALUATION REPORT		Approved by: Quality Manager
Test Dates: 06/21/18 – 06/30/18	DUT Type: Portable Handset			APPENDIX F: Page 4 of 12




SAR Test Setup Photo 5: Back Side at 1.5 cm



SAR Test Setup Photo 6: Back Side at 1.0 cm



FCC ID A3LSMN960KOR		SAR EVALUATION REPORT		Approved by: Quality Manager
Test Dates: 06/21/18 – 06/30/18	DUT Type: Portable Handset			APPENDIX F: Page 5 of 12




SAR Test Setup Photo 7: Back Side at 0.0 cm




SAR Test Setup Photo 8: Front Side at 1.0 cm



FCC ID A3LSMN960KOR		SAR EVALUATION REPORT		Approved by: Quality Manager
Test Dates: 06/21/18 – 06/30/18	DUT Type: Portable Handset			APPENDIX F: Page 6 of 12




SAR Test Setup Photo 9: Front Side at 0.5 cm




SAR Test Setup Photo 10: Front Side at 0.0 cm



FCC ID A3LSMN960KOR		SAR EVALUATION REPORT		Approved by: Quality Manager
Test Dates: 06/21/18 – 06/30/18	DUT Type: Portable Handset			APPENDIX F: Page 7 of 12




SAR Test Setup Photo 11: Top Edge at 1.0 cm



SAR Test Setup Photo 12: Top Edge at 0.0 cm



FCC ID A3LSMN960KOR		SAR EVALUATION REPORT		Approved by: Quality Manager
Test Dates: 06/21/18 – 06/30/18	DUT Type: Portable Handset			APPENDIX F: Page 8 of 12




SAR Test Setup Photo 13: Bottom Edge at 1.2 cm




SAR Test Setup Photo 14: Bottom Edge at 1.0 cm



FCC ID A3LSMN960KOR		SAR EVALUATION REPORT		Approved by: Quality Manager
Test Dates: 06/21/18 – 06/30/18	DUT Type: Portable Handset			APPENDIX F: Page 9 of 12




SAR Test Setup Photo 15: Bottom Edge at 0.0 cm




SAR Test Setup Photo 16: Right Edge at 1.0 cm



FCC ID A3LSMN960KOR		SAR EVALUATION REPORT		Approved by: Quality Manager
Test Dates: 06/21/18 – 06/30/18	DUT Type: Portable Handset			APPENDIX F: Page 10 of 12




SAR Test Setup Photo 17: Right Edge at 0.0 cm



SAR Test Setup Photo 18: Left Edge at 1.0 cm



FCC ID A3LSMN960KOR		SAR EVALUATION REPORT		Approved by: Quality Manager
Test Dates: 06/21/18 – 06/30/18	DUT Type: Portable Handset			APPENDIX F: Page 11 of 12



SAR Test Setup Photo 19: Left Edge at 0.0 cm



SAR Test Setup Photo 20: Vertical and Horizontal Reference Lines

FCC ID A3LSMN960KOR		SAR EVALUATION REPORT		Approved by: Quality Manager
Test Dates: 06/21/18 – 06/30/18	DUT Type: Portable Handset			APPENDIX F: Page 12 of 12