

## DASY5 Validation Report for Head TSL

Date: 07.02.2018

Test Laboratory: SPEAG, Zurich, Switzerland

**DUT: Dipole 2450 MHz; Type: D2450V2; Serial: D2450V2 - SN:882**

Communication System: UID 0 - CW; Frequency: 2450 MHz

Medium parameters used:  $f = 2450$  MHz;  $\sigma = 1.87$  S/m;  $\epsilon_r = 37.9$ ;  $\rho = 1000$  kg/m<sup>3</sup>

Phantom section: Flat Section

Measurement Standard: DASY5 (IEEE/IEC/ANSI C63.19-2011)

DASY52 Configuration:

- Probe: EX3DV4 - SN7349; ConvF(7.88, 7.88, 7.88); Calibrated: 30.12.2017;
- Sensor-Surface: 1.4mm (Mechanical Surface Detection)
- Electronics: DAE4 Sn601; Calibrated: 26.10.2017
- Phantom: Flat Phantom 5.0 (front); Type: QD 000 P50 AA; Serial: 1001
- DASY52 52.10.0(1446); SEMCAD X 14.6.10(7417)

### **Dipole Calibration for Head Tissue/Pin=250 mW, d=10mm/Zoom Scan (7x7x7)/Cube 0:**


Measurement grid: dx=5mm, dy=5mm, dz=5mm

Reference Value = 112.2 V/m; Power Drift = -0.03 dB

Peak SAR (extrapolated) = 27.1 W/kg

**SAR(1 g) = 13.4 W/kg; SAR(10 g) = 6.22 W/kg**

Maximum value of SAR (measured) = 21.6 W/kg




0 dB = 21.6 W/kg = 13.34 dBW/kg

# Impedance Measurement Plot for Head TSL

7 Feb 2018 15:38:37

[CH1] S11 1 U FS 1: 52.023  $\Omega$  1.2734  $\Omega$  82.724 pF 2 450.000 000 MHz

\*  
Del  
CA



Avg  
16

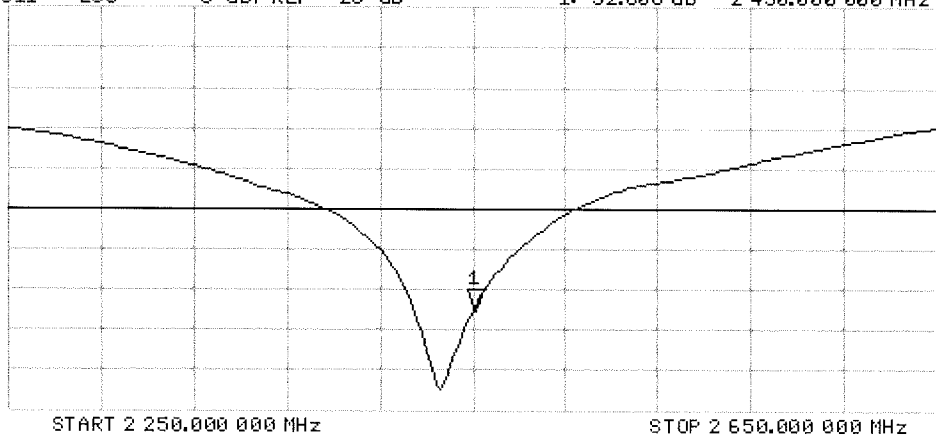
H1d

CH2 S11 LOG 5 dB/ REF -20 dB 1: -32.606 dB 2 450.000 000 MHz

CA

Avg  
16

H1d



## DASY5 Validation Report for Body TSL

Date: 07.02.2018

Test Laboratory: SPEAG, Zurich, Switzerland

**DUT: Dipole 2450 MHz; Type: D2450V2; Serial: D2450V2 - SN:882**

Communication System: UID 0 - CW; Frequency: 2450 MHz

Medium parameters used:  $f = 2450$  MHz;  $\sigma = 2.04$  S/m;  $\epsilon_r = 51.4$ ;  $\rho = 1000$  kg/m<sup>3</sup>

Phantom section: Flat Section

Measurement Standard: DASY5 (IEEE/IEC/ANSI C63.19-2011)

DASY52 Configuration:

- Probe: EX3DV4 - SN7349; ConvF(8.01, 8.01, 8.01); Calibrated: 30.12.2017;
- Sensor-Surface: 1.4mm (Mechanical Surface Detection)
- Electronics: DAE4 Sn601; Calibrated: 26.10.2017
- Phantom: Flat Phantom 5.0 (back); Type: QD 000 P50 AA; Serial: 1002
- DASY52 52.10.0(1446); SEMCAD X 14.6.10(7417)

### Dipole Calibration for Body Tissue/Pin=250 mW, d=10mm/Zoom Scan (7x7x7)/Cube 0:


Measurement grid: dx=5mm, dy=5mm, dz=5mm

Reference Value = 107.8 V/m; Power Drift = -0.01 dB

Peak SAR (extrapolated) = 25.9 W/kg

**SAR(1 g) = 12.9 W/kg; SAR(10 g) = 5.98 W/kg**

Maximum value of SAR (measured) = 21.2 W/kg



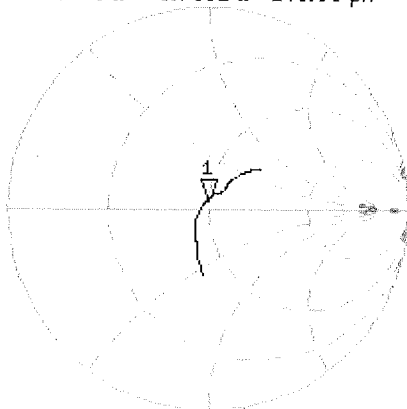
0 dB = 21.2 W/kg = 13.26 dBW/kg

# Impedance Measurement Plot for Body TSL

7 Feb 2018 15:38:06

CH1 S11 1 U FS 1: 48.838  $\Omega$  3.7051  $\Omega$  240.69  $\mu\text{H}$  2 450.000 000 MHz

\*  
De1  
CA



Avg  
16

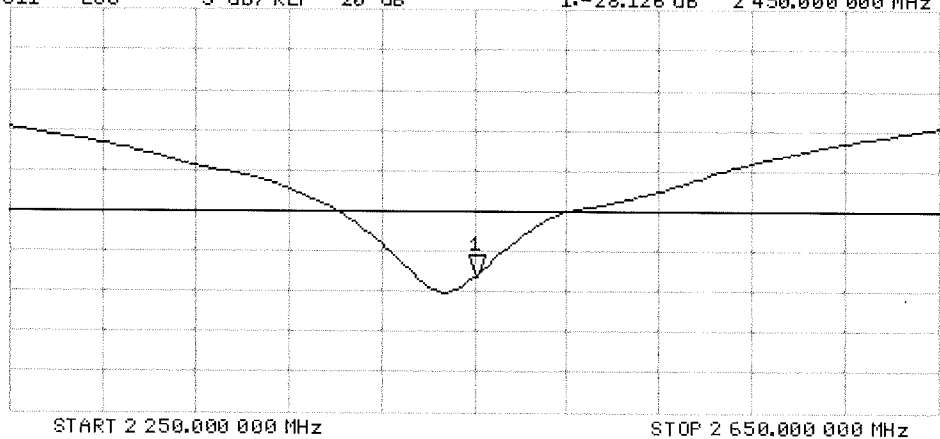
H1d

CH2 S11 LOG 5 dB/REF -20 dB 1:-28.126 dB 2 450.000 000 MHz

CA

Avg  
16

H1d





Accredited by the Swiss Accreditation Service (SAS)  
The Swiss Accreditation Service is one of the signatories to the EA  
Multilateral Agreement for the recognition of calibration certificates

Accreditation No.: **SCS 0108**

Client **PC Test**

Certificate No: **D2600V2-1004\_Apr18**

## CALIBRATION CERTIFICATE

Object **D2600V2 - SN:1004**

Calibration procedure(s) **QA CAL-05.v10  
Calibration procedure for dipole validation kits above 700 MHz**

*BN ✓  
05-01-2018*

Calibration date: **April 11, 2018**

This calibration certificate documents the traceability to national standards, which realize the physical units of measurements (SI).  
The measurements and the uncertainties with confidence probability are given on the following pages and are part of the certificate.

All calibrations have been conducted in the closed laboratory facility: environment temperature (22 ± 3)°C and humidity < 70%.

Calibration Equipment used (M&TE critical for calibration)

Primary Standards	ID #	Cal Date (Certificate No.)	Scheduled Calibration
Power meter NRP	SN: 104778	04-Apr-18 (No. 217-02672/02673)	Apr-19
Power sensor NRP-Z91	SN: 103244	04-Apr-18 (No. 217-02672)	Apr-19
Power sensor NRP-Z91	SN: 103245	04-Apr-18 (No. 217-02673)	Apr-19
Reference 20 dB Attenuator	SN: 5058 (20k)	04-Apr-18 (No. 217-02682)	Apr-19
Type-N mismatch combination	SN: 5047.2 / 06327	04-Apr-18 (No. 217-02683)	Apr-19
Reference Probe EX3DV4	SN: 7349	30-Dec-17 (No. EX3-7349_Dec17)	Dec-18
DAE4	SN: 601	26-Oct-17 (No. DAE4-601_Oct17)	Oct-18

Secondary Standards	ID #	Check Date (in house)	Scheduled Check
Power meter EPM-442A	SN: GB37480704	07-Oct-15 (in house check Oct-16)	In house check: Oct-18
Power sensor HP 8481A	SN: US37292783	07-Oct-15 (in house check Oct-16)	In house check: Oct-18
Power sensor HP 8481A	SN: MY41092317	07-Oct-15 (in house check Oct-16)	In house check: Oct-18
RF generator R&S SMT-06	SN: 100972	15-Jun-15 (in house check Oct-16)	In house check: Oct-18
Network Analyzer HP 8753E	SN: US37390585	18-Oct-01 (in house check Oct-17)	In house check: Oct-18

Calibrated by: **Michael Weber**      **Laboratory Technician**

*M. Weber*

Approved by: **Katja Pokovic**      **Technical Manager**

*Katja Pokovic*

Issued: April 12, 2018

This calibration certificate shall not be reproduced except in full without written approval of the laboratory.



Accredited by the Swiss Accreditation Service (SAS)

Accreditation No.: **SCS 0108**

The Swiss Accreditation Service is one of the signatories to the EA Multilateral Agreement for the recognition of calibration certificates

### Glossary:

TSL	tissue simulating liquid
ConvF	sensitivity in TSL / NORM x,y,z
N/A	not applicable or not measured

### Calibration is Performed According to the Following Standards:

- IEEE Std 1528-2013, "IEEE Recommended Practice for Determining the Peak Spatial-Averaged Specific Absorption Rate (SAR) in the Human Head from Wireless Communications Devices: Measurement Techniques", June 2013
- IEC 62209-1, "Measurement procedure for the assessment of Specific Absorption Rate (SAR) from hand-held and body-mounted devices used next to the ear (frequency range of 300 MHz to 6 GHz)", July 2016
- IEC 62209-2, "Procedure to determine the Specific Absorption Rate (SAR) for wireless communication devices used in close proximity to the human body (frequency range of 30 MHz to 6 GHz)", March 2010
- KDB 865664, "SAR Measurement Requirements for 100 MHz to 6 GHz"

### Additional Documentation:

- DASY4/5 System Handbook

### Methods Applied and Interpretation of Parameters:

- Measurement Conditions:** Further details are available from the Validation Report at the end of the certificate. All figures stated in the certificate are valid at the frequency indicated.
- Antenna Parameters with TSL:** The dipole is mounted with the spacer to position its feed point exactly below the center marking of the flat phantom section, with the arms oriented parallel to the body axis.
- Feed Point Impedance and Return Loss:** These parameters are measured with the dipole positioned under the liquid filled phantom. The impedance stated is transformed from the measurement at the SMA connector to the feed point. The Return Loss ensures low reflected power. No uncertainty required.
- Electrical Delay:** One-way delay between the SMA connector and the antenna feed point. No uncertainty required.
- SAR measured:** SAR measured at the stated antenna input power.
- SAR normalized:** SAR as measured, normalized to an input power of 1 W at the antenna connector.
- SAR for nominal TSL parameters:** The measured TSL parameters are used to calculate the nominal SAR result.

The reported uncertainty of measurement is stated as the standard uncertainty of measurement multiplied by the coverage factor  $k=2$ , which for a normal distribution corresponds to a coverage probability of approximately 95%.

## Measurement Conditions

DASY system configuration, as far as not given on page 1.

<b>DASY Version</b>	DASY5	V52.10.0
<b>Extrapolation</b>	Advanced Extrapolation	
<b>Phantom</b>	Modular Flat Phantom	
<b>Distance Dipole Center - TSL</b>	10 mm	with Spacer
<b>Zoom Scan Resolution</b>	dx, dy, dz = 5 mm	
<b>Frequency</b>	2600 MHz $\pm$ 1 MHz	

## Head TSL parameters

The following parameters and calculations were applied.

	Temperature	Permittivity	Conductivity
<b>Nominal Head TSL parameters</b>	22.0 °C	39.0	1.96 mho/m
<b>Measured Head TSL parameters</b>	(22.0 $\pm$ 0.2) °C	37.8 $\pm$ 6 %	2.03 mho/m $\pm$ 6 %
<b>Head TSL temperature change during test</b>	< 0.5 °C	----	----

## SAR result with Head TSL

<b>SAR averaged over 1 cm<sup>3</sup> (1 g) of Head TSL</b>	Condition	
SAR measured	250 mW input power	14.3 W/kg
SAR for nominal Head TSL parameters	normalized to 1W	<b>55.9 W/kg <math>\pm</math> 17.0 % (k=2)</b>

<b>SAR averaged over 10 cm<sup>3</sup> (10 g) of Head TSL</b>	condition	
SAR measured	250 mW input power	6.35 W/kg
SAR for nominal Head TSL parameters	normalized to 1W	<b>25.1 W/kg <math>\pm</math> 16.5 % (k=2)</b>

## Body TSL parameters

The following parameters and calculations were applied.

	Temperature	Permittivity	Conductivity
<b>Nominal Body TSL parameters</b>	22.0 °C	52.5	2.16 mho/m
<b>Measured Body TSL parameters</b>	(22.0 $\pm$ 0.2) °C	52.1 $\pm$ 6 %	2.19 mho/m $\pm$ 6 %
<b>Body TSL temperature change during test</b>	< 0.5 °C	----	----

## SAR result with Body TSL

<b>SAR averaged over 1 cm<sup>3</sup> (1 g) of Body TSL</b>	Condition	
SAR measured	250 mW input power	13.8 W/kg
SAR for nominal Body TSL parameters	normalized to 1W	<b>54.8 W/kg <math>\pm</math> 17.0 % (k=2)</b>

<b>SAR averaged over 10 cm<sup>3</sup> (10 g) of Body TSL</b>	condition	
SAR measured	250 mW input power	6.20 W/kg
SAR for nominal Body TSL parameters	normalized to 1W	<b>24.7 W/kg <math>\pm</math> 16.5 % (k=2)</b>

## Appendix (Additional assessments outside the scope of SCS 0108)

### Antenna Parameters with Head TSL

Impedance, transformed to feed point	47.7 $\Omega$ - 5.7 j $\Omega$
Return Loss	- 24.1 dB

### Antenna Parameters with Body TSL

Impedance, transformed to feed point	46.0 $\Omega$ - 3.8 j $\Omega$
Return Loss	- 24.9 dB

### General Antenna Parameters and Design

Electrical Delay (one direction)	1.149 ns
----------------------------------	----------

After long term use with 100W radiated power, only a slight warming of the dipole near the feedpoint can be measured.

The dipole is made of standard semirigid coaxial cable. The center conductor of the feeding line is directly connected to the second arm of the dipole. The antenna is therefore short-circuited for DC-signals. On some of the dipoles, small end caps are added to the dipole arms in order to improve matching when loaded according to the position as explained in the "Measurement Conditions" paragraph. The SAR data are not affected by this change. The overall dipole length is still according to the Standard.

No excessive force must be applied to the dipole arms, because they might bend or the soldered connections near the feedpoint may be damaged.

### Additional EUT Data

Manufactured by	SPEAG
Manufactured on	December 23, 2006



## DASY5 Validation Report for Head TSL

Date: 11.04.2018

Test Laboratory: SPEAG, Zurich, Switzerland

**DUT: Dipole 2600 MHz; Type: D2600V2; Serial: D2600V2 - SN: 1004**

Communication System: UID 0 - CW; Frequency: 2600 MHz

Medium parameters used:  $f = 2600$  MHz;  $\sigma = 2.03$  S/m;  $\epsilon_r = 37.8$ ;  $\rho = 1000$  kg/m<sup>3</sup>

Phantom section: Flat Section

Measurement Standard: DASY5 (IEEE/IEC/ANSI C63.19-2011)

DASY52 Configuration:

- Probe: EX3DV4 - SN7349; ConvF(7.7, 7.7, 7.7); Calibrated: 30.12.2017;
- Sensor-Surface: 1.4mm (Mechanical Surface Detection)
- Electronics: DAE4 Sn601; Calibrated: 26.10.2017
- Phantom: Flat Phantom 5.0 (front); Type: QD 000 P50 AA; Serial: 1001
- DASY52 52.10.0(1446); SEMCAD X 14.6.10(7417)

### **Dipole Calibration for Head Tissue/Pin=250 mW, d=10mm/Zoom Scan (7x7x7)/Cube 0:**


Measurement grid: dx=5mm, dy=5mm, dz=5mm

Reference Value = 118.5 V/m; Power Drift = -0.04 dB

Peak SAR (extrapolated) = 28.6 W/kg

**SAR(1 g) = 14.3 W/kg; SAR(10 g) = 6.35 W/kg**

Maximum value of SAR (measured) = 23.9 W/kg



0 dB = 23.9 W/kg = 13.78 dBW/kg

# Impedance Measurement Plot for Head TSL

11 Apr 2018 11:25:16

[CH1] S11 1 U FS 1: 47.721  $\Omega$  -5.6836  $\Omega$  10.770 pF 2 500.000 000 MHz

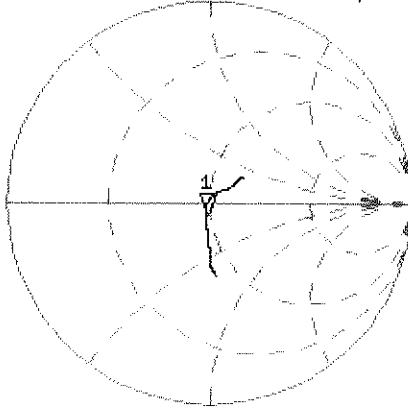
\*

De1

CA

Avg  
16

H1 d

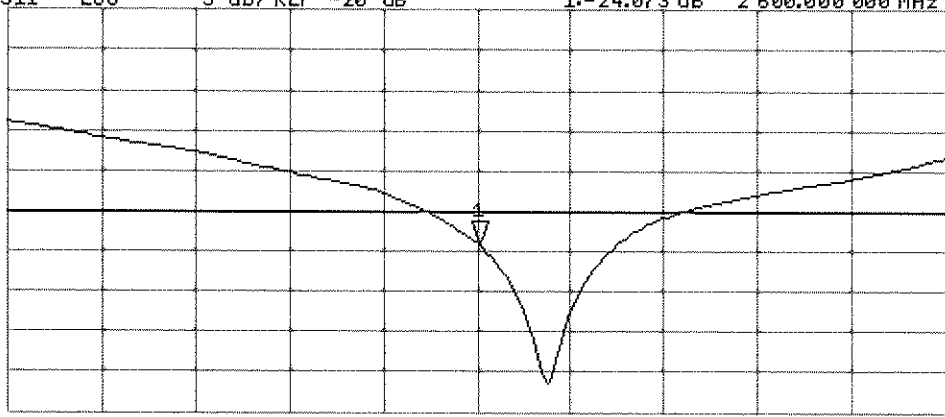


CH2 S11 LOG 5 dB/REF -20 dB 1:-24.073 dB 2 500.000 000 MHz

CA

Avg  
16

H1 d



START 2 400.000 000 MHz

STOP 2 800.000 000 MHz

# DASY5 Validation Report for Body TSL

Date: 11.04.2018

Test Laboratory: SPEAG, Zurich, Switzerland

**DUT: Dipole 2600 MHz; Type: D2600V2; Serial: D2600V2 - SN: 1004**

Communication System: UID 0 - CW; Frequency: 2600 MHz

Medium parameters used:  $f = 2600$  MHz;  $\sigma = 2.19$  S/m;  $\epsilon_r = 52.1$ ;  $\rho = 1000$  kg/m<sup>3</sup>

Phantom section: Flat Section

Measurement Standard: DASY5 (IEEE/IEC/ANSI C63.19-2011)

DASY52 Configuration:

- Probe: EX3DV4 - SN7349; ConvF(7.81, 7.81, 7.81); Calibrated: 30.12.2017;
- Sensor-Surface: 1.4mm (Mechanical Surface Detection)
- Electronics: DAE4 Sn601; Calibrated: 26.10.2017
- Phantom: Flat Phantom 5.0 (back); Type: QD 000 P50 AA; Serial: 1002
- DASY52 52.10.0(1446); SEMCAD X 14.6.10(7417)

## Dipole Calibration for Body Tissue/Pin=250 mW, d=10mm/Zoom Scan (7x7x7)/Cube 0:


Measurement grid: dx=5mm, dy=5mm, dz=5mm

Reference Value = 108.5 V/m; Power Drift = -0.09 dB

Peak SAR (extrapolated) = 28.3 W/kg

**SAR(1 g) = 13.8 W/kg; SAR(10 g) = 6.2 W/kg**

Maximum value of SAR (measured) = 22.9 W/kg



0 dB = 22.9 W/kg = 13.60 dBW/kg

# Impedance Measurement Plot for Body TSL

11 Apr 2018 11:24:36

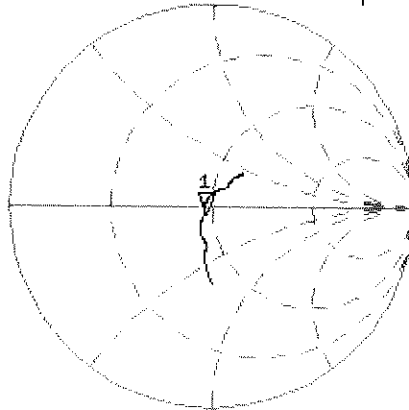
CH1 S11 1 U FS 1: 46.039  $\Omega$  -3.7520  $\Omega$  16.315 pF 2 600.000 000 MHz

\*  
De1

CA

Avg  
16

H1 d

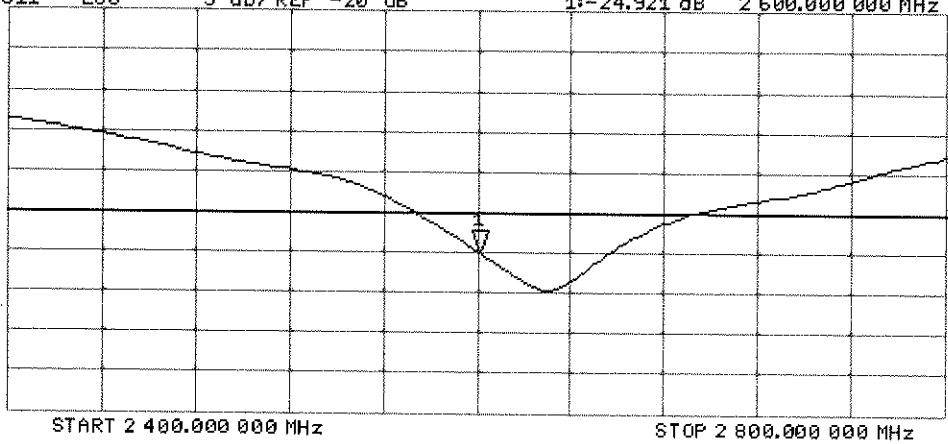


CH2 S11 LOG 5 dB/REF -20 dB 1:-24.921 dB 2 600.000 000 MHz

CA

Avg  
16

H1 d





Accredited by the Swiss Accreditation Service (SAS)  
The Swiss Accreditation Service is one of the signatories to the EA  
Multilateral Agreement for the recognition of calibration certificates

Accreditation No.: **SCS 0108**

Client **PC Test**

Certificate No: **D5GHzV2-1191\_Sep16**

## CALIBRATION CERTIFICATE

Object **D5GHzV2 - SN:1191**

Calibration procedure(s) **QA CAL-22.v2**  
**Calibration procedure for dipole validation kits between 3-6 GHz**

Calibration date: **September 21, 2016**

*BNV*  
*09-28-2016*  
*Extended*  
*09/2017*  
*SC*

This calibration certificate documents the traceability to national standards, which realize the physical units of measurements (SI).  
The measurements and the uncertainties with confidence probability are given on the following pages and are part of the certificate.

All calibrations have been conducted in the closed laboratory facility: environment temperature ( $22 \pm 3$ )°C and humidity < 70%.

Calibration Equipment used (M&TE critical for calibration)

Primary Standards	ID #	Cal Date (Certificate No.)	Scheduled Calibration
Power meter NRP	SN: 104778	06-Apr-16 (No. 217-02288/02289)	Apr-17
Power sensor NRP-Z91	SN: 103244	06-Apr-16 (No. 217-02288)	Apr-17
Power sensor NRP-Z91	SN: 103245	06-Apr-16 (No. 217-02289)	Apr-17
Reference 20 dB Attenuator	SN: 5058 (20k)	05-Apr-16 (No. 217-02292)	Apr-17
Type-N mismatch combination	SN: 5047.2 / 06327	05-Apr-16 (No. 217-02295)	Apr-17
Reference Probe EX3DV4	SN: 3503	30-Jun-16 (No. EX3-3503_Jun16)	Jun-17
DAE4	SN: 601	30-Dec-15 (No. DAE4-601_Dec15)	Dec-16
Secondary Standards	ID #	Check Date (in house)	Scheduled Check
Power meter EPM-442A	SN: GB37480704	07-Oct-15 (No. 217-02222)	In house check: Oct-16
Power sensor HP 8481A	SN: US37292783	07-Oct-15 (No. 217-02222)	In house check: Oct-16
Power sensor HP 8481A	SN: MY41092317	07-Oct-15 (No. 217-02223)	In house check: Oct-16
RF generator R&S SMT-06	SN: 100972	15-Jun-15 (in house check Jun-15)	In house check: Oct-16
Network Analyzer HP 8753E	SN: US37390585	18-Oct-01 (in house check Oct-15)	In house check: Oct-16

Calibrated by: **Leif Klysner** Laboratory Technician *Leif Klysner*

Approved by: **Katja Pokovic** Technical Manager *Katja Pokovic*

Issued: September 22, 2016

This calibration certificate shall not be reproduced except in full without written approval of the laboratory.



Accredited by the Swiss Accreditation Service (SAS)

The Swiss Accreditation Service is one of the signatories to the EA Multilateral Agreement for the recognition of calibration certificates

Accreditation No.: **SCS 0108**

### Glossary:

TSL	tissue simulating liquid
ConvF	sensitivity in TSL / NORM x,y,z
N/A	not applicable or not measured

### Calibration is Performed According to the Following Standards:

- IEEE Std 1528-2013, "IEEE Recommended Practice for Determining the Peak Spatial-Averaged Specific Absorption Rate (SAR) in the Human Head from Wireless Communications Devices: Measurement Techniques", June 2013
- IEC 62209-2, "Procedure to determine the Specific Absorption Rate (SAR) for wireless communication devices used in close proximity to the human body (frequency range of 30 MHz to 6 GHz)", March 2010
- KDB 865664, "SAR Measurement Requirements for 100 MHz to 6 GHz"

### Additional Documentation:

- DASY4/5 System Handbook

### Methods Applied and Interpretation of Parameters:

- Measurement Conditions:** Further details are available from the Validation Report at the end of the certificate. All figures stated in the certificate are valid at the frequency indicated.
- Antenna Parameters with TSL:** The dipole is mounted with the spacer to position its feed point exactly below the center marking of the flat phantom section, with the arms oriented parallel to the body axis.
- Feed Point Impedance and Return Loss:** These parameters are measured with the dipole positioned under the liquid filled phantom. The impedance stated is transformed from the measurement at the SMA connector to the feed point. The Return Loss ensures low reflected power. No uncertainty required.
- Electrical Delay:** One-way delay between the SMA connector and the antenna feed point. No uncertainty required.
- SAR measured:** SAR measured at the stated antenna input power.
- SAR normalized:** SAR as measured, normalized to an input power of 1 W at the antenna connector.
- SAR for nominal TSL parameters:** The measured TSL parameters are used to calculate the nominal SAR result.

The reported uncertainty of measurement is stated as the standard uncertainty of measurement multiplied by the coverage factor  $k=2$ , which for a normal distribution corresponds to a coverage probability of approximately 95%.

## Measurement Conditions

DASY system configuration, as far as not given on page 1.

<b>DASY Version</b>	DASY5	V52.8.8
<b>Extrapolation</b>	Advanced Extrapolation	
<b>Phantom</b>	Modular Flat Phantom V5.0	
<b>Distance Dipole Center - TSL</b>	10 mm	with Spacer
<b>Zoom Scan Resolution</b>	dx, dy = 4.0 mm, dz = 1.4 mm	Graded Ratio = 1.4 (Z direction)
<b>Frequency</b>	5250 MHz ± 1 MHz 5600 MHz ± 1 MHz 5750 MHz ± 1 MHz	

## Head TSL parameters at 5250 MHz

The following parameters and calculations were applied.

	Temperature	Permittivity	Conductivity
<b>Nominal Head TSL parameters</b>	22.0 °C	35.9	4.71 mho/m
<b>Measured Head TSL parameters</b>	(22.0 ± 0.2) °C	34.5 ± 6 %	4.59 mho/m ± 6 %
<b>Head TSL temperature change during test</b>	< 0.5 °C	----	----

## SAR result with Head TSL at 5250 MHz

<b>SAR averaged over 1 cm<sup>3</sup> (1 g) of Head TSL</b>	Condition	
SAR measured	100 mW input power	7.96 W/kg
SAR for nominal Head TSL parameters	normalized to 1W	<b>78.9 W/kg ± 19.9 % (k=2)</b>

<b>SAR averaged over 10 cm<sup>3</sup> (10 g) of Head TSL</b>	condition	
SAR measured	100 mW input power	2.29 W/kg
SAR for nominal Head TSL parameters	normalized to 1W	<b>22.6 W/kg ± 19.5 % (k=2)</b>

### Head TSL parameters at 5600 MHz

The following parameters and calculations were applied.

	Temperature	Permittivity	Conductivity
Nominal Head TSL parameters	22.0 °C	35.5	5.07 mho/m
Measured Head TSL parameters	(22.0 ± 0.2) °C	34.0 ± 6 %	4.93 mho/m ± 6 %
Head TSL temperature change during test	< 0.5 °C	----	----

### SAR result with Head TSL at 5600 MHz

SAR averaged over 1 cm <sup>3</sup> (1 g) of Head TSL	Condition	
SAR measured	100 mW input power	8.45 W/kg
SAR for nominal Head TSL parameters	normalized to 1W	<b>83.6 W / kg ± 19.9 % (k=2)</b>

SAR averaged over 10 cm <sup>3</sup> (10 g) of Head TSL	condition	
SAR measured	100 mW input power	2.41 W/kg
SAR for nominal Head TSL parameters	normalized to 1W	<b>23.8 W/kg ± 19.5 % (k=2)</b>

### Head TSL parameters at 5750 MHz

The following parameters and calculations were applied.

	Temperature	Permittivity	Conductivity
Nominal Head TSL parameters	22.0 °C	35.4	5.22 mho/m
Measured Head TSL parameters	(22.0 ± 0.2) °C	33.8 ± 6 %	5.08 mho/m ± 6 %
Head TSL temperature change during test	< 0.5 °C	----	----

### SAR result with Head TSL at 5750 MHz

SAR averaged over 1 cm <sup>3</sup> (1 g) of Head TSL	Condition	
SAR measured	100 mW input power	7.99 W/kg
SAR for nominal Head TSL parameters	normalized to 1W	<b>79.1 W/kg ± 19.9 % (k=2)</b>

SAR averaged over 10 cm <sup>3</sup> (10 g) of Head TSL	condition	
SAR measured	100 mW input power	2.27 W/kg
SAR for nominal Head TSL parameters	normalized to 1W	<b>22.4 W/kg ± 19.5 % (k=2)</b>



### Body TSL parameters at 5250 MHz

The following parameters and calculations were applied.

	Temperature	Permittivity	Conductivity
Nominal Body TSL parameters	22.0 °C	48.9	5.36 mho/m
Measured Body TSL parameters	(22.0 ± 0.2) °C	47.4 ± 6 %	5.52 mho/m ± 6 %
Body TSL temperature change during test	< 0.5 °C	----	----

### SAR result with Body TSL at 5250 MHz

SAR averaged over 1 cm <sup>3</sup> (1 g) of Body TSL	Condition	
SAR measured	100 mW input power	7.74 W/kg
SAR for nominal Body TSL parameters	normalized to 1W	77.0 W/kg ± 19.9 % (k=2)

SAR averaged over 10 cm <sup>3</sup> (10 g) of Body TSL	condition	
SAR measured	100 mW input power	2.17 W/kg
SAR for nominal Body TSL parameters	normalized to 1W	21.6 W/kg ± 19.5 % (k=2)

### Body TSL parameters at 5600 MHz

The following parameters and calculations were applied.

	Temperature	Permittivity	Conductivity
Nominal Body TSL parameters	22.0 °C	48.5	5.77 mho/m
Measured Body TSL parameters	(22.0 ± 0.2) °C	46.8 ± 6 %	6.00 mho/m ± 6 %
Body TSL temperature change during test	< 0.5 °C	----	----

### SAR result with Body TSL at 5600 MHz

SAR averaged over 1 cm <sup>3</sup> (1 g) of Body TSL	Condition	
SAR measured	100 mW input power	7.96 W/kg
SAR for nominal Body TSL parameters	normalized to 1W	79.2 W/kg ± 19.9 % (k=2)

SAR averaged over 10 cm <sup>3</sup> (10 g) of Body TSL	condition	
SAR measured	100 mW input power	2.24 W/kg
SAR for nominal Body TSL parameters	normalized to 1W	22.2 W/kg ± 19.5 % (k=2)

### Body TSL parameters at 5750 MHz

The following parameters and calculations were applied.

	Temperature	Permittivity	Conductivity
Nominal Body TSL parameters	22.0 °C	48.3	5.94 mho/m
Measured Body TSL parameters	(22.0 ± 0.2) °C	46.5 ± 6 %	6.21 mho/m ± 6 %
Body TSL temperature change during test	< 0.5 °C	----	----

### SAR result with Body TSL at 5750 MHz

SAR averaged over 1 cm <sup>3</sup> (1 g) of Body TSL	Condition	
SAR measured	100 mW input power	7.65 W/kg
SAR for nominal Body TSL parameters	normalized to 1W	76.1 W/kg ± 19.9 % (k=2)

SAR averaged over 10 cm <sup>3</sup> (10 g) of Body TSL	condition	
SAR measured	100 mW input power	2.14 W/kg
SAR for nominal Body TSL parameters	normalized to 1W	21.2 W/kg ± 19.5 % (k=2)

## Appendix (Additional assessments outside the scope of SCS 0108)

### Antenna Parameters with Head TSL at 5250 MHz

Impedance, transformed to feed point	55.7 $\Omega$ - 4.3 j $\Omega$
Return Loss	- 23.4 dB

### Antenna Parameters with Head TSL at 5600 MHz

Impedance, transformed to feed point	58.3 $\Omega$ - 3.2 j $\Omega$
Return Loss	- 21.8 dB

### Antenna Parameters with Head TSL at 5750 MHz

Impedance, transformed to feed point	58.1 $\Omega$ + 4.8 j $\Omega$
Return Loss	- 21.2 dB

### Antenna Parameters with Body TSL at 5250 MHz

Impedance, transformed to feed point	56.1 $\Omega$ - 3.7 j $\Omega$
Return Loss	- 23.4 dB

### Antenna Parameters with Body TSL at 5600 MHz

Impedance, transformed to feed point	58.9 $\Omega$ - 1.7 j $\Omega$
Return Loss	- 21.7 dB

### Antenna Parameters with Body TSL at 5750 MHz

Impedance, transformed to feed point	59.5 $\Omega$ + 6.9 j $\Omega$
Return Loss	- 19.4 dB

### General Antenna Parameters and Design

Electrical Delay (one direction)	1.204 ns
----------------------------------	----------

After long term use with 100W radiated power, only a slight warming of the dipole near the feedpoint can be measured.

The dipole is made of standard semirigid coaxial cable. The center conductor of the feeding line is directly connected to the second arm of the dipole. The antenna is therefore short-circuited for DC-signals. On some of the dipoles, small end caps are added to the dipole arms in order to improve matching when loaded according to the position as explained in the "Measurement Conditions" paragraph. The SAR data are not affected by this change. The overall dipole length is still according to the Standard.

No excessive force must be applied to the dipole arms, because they might bend or the soldered connections near the feedpoint may be damaged.

### Additional EUT Data

Manufactured by	SPEAG
Manufactured on	August 28, 2003

## DASY5 Validation Report for Head TSL

Date: 21.09.2016

Test Laboratory: SPEAG, Zurich, Switzerland

**DUT: Dipole D5GHzV2; Type: D5GHzV2; Serial: D5GHzV2 - SN:1191**

Communication System: UID 0 - CW; Frequency: 5250 MHz, Frequency: 5600 MHz, Frequency: 5750 MHz  
Medium parameters used:  $f = 5250$  MHz;  $\sigma = 4.59$  S/m;  $\epsilon_r = 34.5$ ;  $\rho = 1000$  kg/m<sup>3</sup>, Medium parameters used:  $f = 5600$  MHz;  $\sigma = 4.93$  S/m;  $\epsilon_r = 34$ ;  $\rho = 1000$  kg/m<sup>3</sup>, Medium parameters used:  $f = 5750$  MHz;  $\sigma = 5.08$  S/m;  $\epsilon_r = 33.8$ ;  $\rho = 1000$  kg/m<sup>3</sup>

Phantom section: Flat Section

Measurement Standard: DASY5 (IEEE/IEC/ANSI C63.19-2011)

DASY52 Configuration:

- Probe: EX3DV4 - SN3503; ConvF(5.42, 5.42, 5.42); Calibrated: 30.06.2016, ConvF(4.89, 4.89, 4.89); Calibrated: 30.06.2016, ConvF(4.85, 4.85, 4.85); Calibrated: 30.06.2016;
- Sensor-Surface: 1.4mm (Mechanical Surface Detection)
- Electronics: DAE4 Sn601; Calibrated: 30.12.2015
- Phantom: Flat Phantom 5.0 (front); Type: QD000P50AA; Serial: 1001
- DASY52 52.8.8(1258); SEMCAD X 14.6.10(7372)

**Dipole Calibration for Head Tissue/Pin=100mW, dist=10mm, f=5250 MHz/Zoom Scan, dist=1.4mm (8x8x7)/Cube 0:** Measurement grid: dx=4mm, dy=4mm, dz=1.4mm

Reference Value = 68.49 V/m; Power Drift = 0.01 dB

Peak SAR (extrapolated) = 28.6 W/kg

**SAR(1 g) = 7.96 W/kg; SAR(10 g) = 2.29 W/kg**

Maximum value of SAR (measured) = 18.2 W/kg

**Dipole Calibration for Head Tissue/Pin=100mW, dist=10mm, f=5600 MHz/Zoom Scan, dist=1.4mm (8x8x7)/Cube 0:** Measurement grid: dx=4mm, dy=4mm, dz=1.4mm

Reference Value = 69.34 V/m; Power Drift = -0.00 dB

Peak SAR (extrapolated) = 32.9 W/kg

**SAR(1 g) = 8.45 W/kg; SAR(10 g) = 2.41 W/kg**

Maximum value of SAR (measured) = 20.0 W/kg



**Dipole Calibration for Head Tissue/Pin=100mW, dist=10mm, f=5750 MHz/Zoom Scan, dist=1.4mm (8x8x7)/Cube 0:** Measurement grid: dx=4mm, dy=4mm, dz=1.4mm

Reference Value = 67.15 V/m; Power Drift = 0.02 dB

Peak SAR (extrapolated) = 32.3 W/kg

**SAR(1 g) = 7.99 W/kg; SAR(10 g) = 2.27 W/kg**

Maximum value of SAR (measured) = 19.3 W/kg



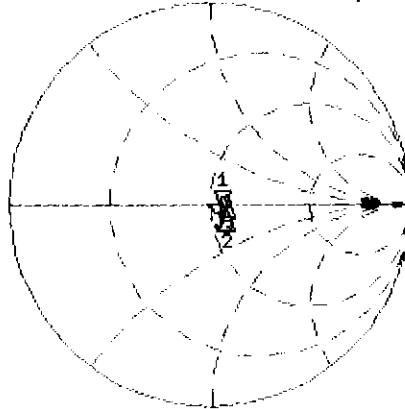
0 dB = 18.2 W/kg = 12.60 dBW/kg

# Impedance Measurement Plot for Head TSL

20 Sep 2016 13:20:17

CH1 S11 1 U FS 1: 55.695  $\Omega$  -4.2793  $\Omega$  7.0842 pF 5 250.000 000 MHz

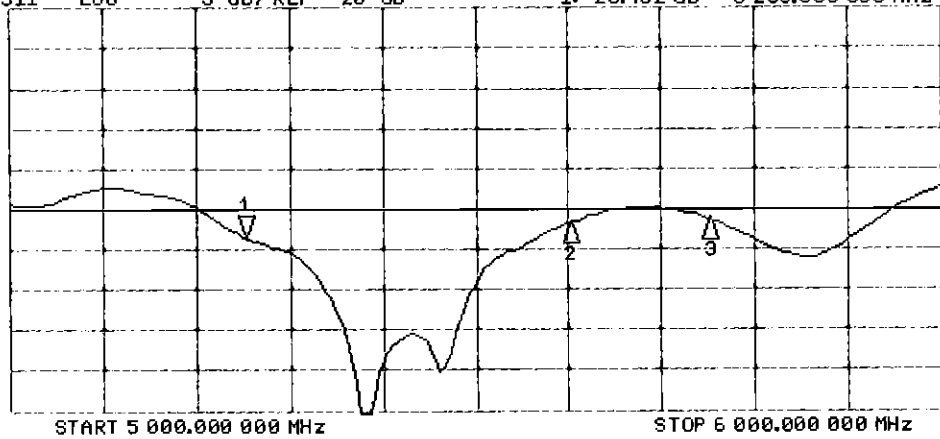
\*  
De1  
Cor  
Avg  
16  
H1d



CH1 Markers  
2: 58.262  $\Omega$   
-3.1738  $\Omega$   
5.60000 GHz  
3: 58.078  $\Omega$   
4.7969  $\Omega$   
5.75000 GHz

CH2 S11 LOG 5 dB/REF -20 dB 1: -23.432 dB 5 250.000 000 MHz

Cor  
Avg  
16  
H1d



CH2 Markers  
2: -21.752 dB  
5.60000 GHz  
3: -21.228 dB  
5.75000 GHz

## DASY5 Validation Report for Body TSL

Date: 20.09.2016

Test Laboratory: SPEAG, Zurich, Switzerland

**DUT: Dipole D5GHzV2; Type: D5GHzV2; Serial: D5GHzV2 - SN:1191**

Communication System: UID 0 - CW; Frequency: 5250 MHz, Frequency: 5600 MHz, Frequency: 5750 MHz  
Medium parameters used:  $f = 5250$  MHz;  $\sigma = 5.52$  S/m;  $\epsilon_r = 47.4$ ;  $\rho = 1000$  kg/m<sup>3</sup>, Medium parameters used:  $f = 5600$  MHz;  $\sigma = 6$  S/m;  $\epsilon_r = 46.8$ ;  $\rho = 1000$  kg/m<sup>3</sup>, Medium parameters used:  $f = 5750$  MHz;  $\sigma = 6.21$  S/m;  $\epsilon_r = 46.5$ ;  $\rho = 1000$  kg/m<sup>3</sup>

Phantom section: Flat Section

Measurement Standard: DASY5 (IEEE/IEC/ANSI C63.19-2011)

DASY52 Configuration:

- Probe: EX3DV4 - SN3503; ConvF(4.85, 4.85, 4.85); Calibrated: 30.06.2016, ConvF(4.35, 4.35, 4.35); Calibrated: 30.06.2016, ConvF(4.3, 4.3, 4.3); Calibrated: 30.06.2016;
- Sensor-Surface: 1.4mm (Mechanical Surface Detection)
- Electronics: DAE4 Sn601; Calibrated: 30.12.2015
- Phantom: Flat Phantom 5.0 (back); Type: QD000P50AA; Serial: 1002
- DASY52 52.8.8(1258); SEMCAD X 14.6.10(7372)

### **Dipole Calibration for Body Tissue/Pin=100mW, dist=10mm, f=5250MHz/Zoom Scan,**

**dist=1.4mm (8x8x7)/Cube 0:** Measurement grid: dx=4mm, dy=4mm, dz=1.4mm

Reference Value = 66.49 V/m; Power Drift = -0.07 dB

Peak SAR (extrapolated) = 29.1 W/kg

**SAR(1 g) = 7.74 W/kg; SAR(10 g) = 2.17 W/kg**

Maximum value of SAR (measured) = 17.7 W/kg

### **Dipole Calibration for Body Tissue/Pin=100mW, dist=10mm, f=5600 MHz/Zoom Scan,**

**dist=1.4mm (8x8x7)/Cube 0:** Measurement grid: dx=4mm, dy=4mm, dz=1.4mm

Reference Value = 65.85 V/m; Power Drift = -0.09 dB

Peak SAR (extrapolated) = 32.5 W/kg

**SAR(1 g) = 7.96 W/kg; SAR(10 g) = 2.24 W/kg**

Maximum value of SAR (measured) = 18.8 W/kg

### **Dipole Calibration for Body Tissue/Pin=100mW, dist=10mm, f=5750 MHz/Zoom Scan,**


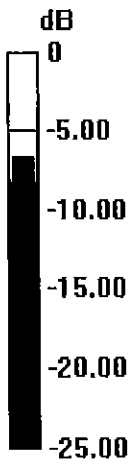
**dist=1.4mm (8x8x7)/Cube 0:** Measurement grid: dx=4mm, dy=4mm, dz=1.4mm

Reference Value = 64.21 V/m; Power Drift = -0.09 dB

Peak SAR (extrapolated) = 32.7 W/kg

**SAR(1 g) = 7.65 W/kg; SAR(10 g) = 2.14 W/kg**

Maximum value of SAR (measured) = 18.5 W/kg



0 dB = 17.7 W/kg = 12.48 dBW/kg

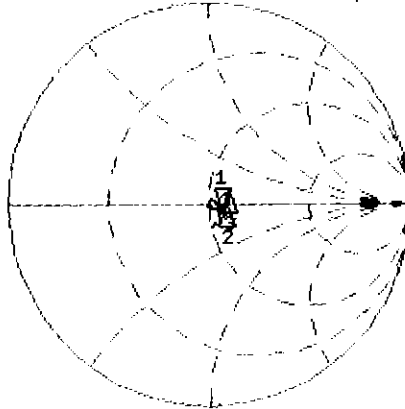


# Impedance Measurement Plot for Body TSL

20 Sep 2016 13:19:13

CH1 S11 1 U FS 1: 56.143  $\Omega$  -3.6992  $\Omega$  8.1950 pF 5 250.000 000 MHz

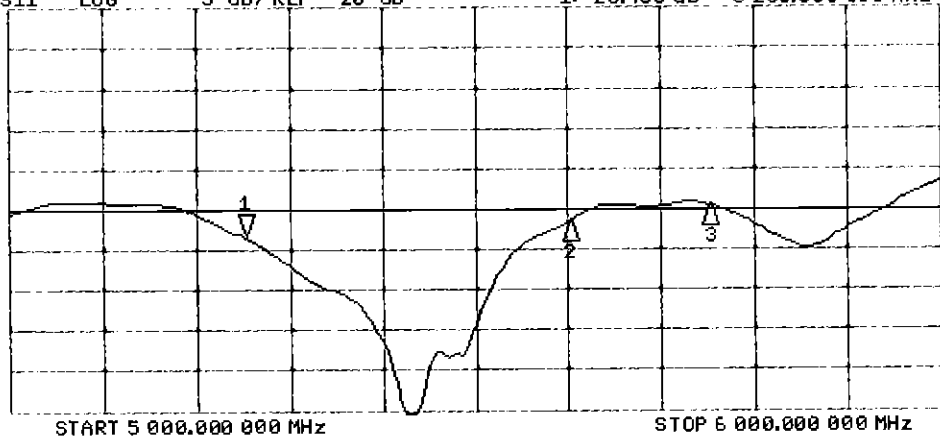
\*  
De1  
Cor  
Avg  
16  
H1d



CH1 Markers  
2: 58.887  $\Omega$   
-1.6504  $\Omega$   
5.60000 GHz  
3: 59.510  $\Omega$   
6.9121  $\Omega$   
5.75000 GHz

CH2 S11 LOG 5 dB/REF -20 dB 1: -23.406 dB 5 250.000 000 MHz

Cor  
Avg  
16  
H1d



CH2 Markers  
2: -21.616 dB  
5.60000 GHz  
3: -19.400 dB  
5.75000 GHz

START 5 000.000 000 MHz

STOP 6 000.000 000 MHz

# Certification of Calibration

Object: D5GHzV2 – SN: 1191

Calibration procedure(s): Procedure for Calibration Extension for SAR Dipoles.

Extension Calibration date: 9/19/2017

Description: SAR Validation Dipole at 5250, 5600, and 5750 MHz.

## Calibration Equipment used:

Manufacturer	Model	Description	Cal Date	Cal Interval	Cal Due	Serial Number
Control Company	4040	Therm./Clock/Humidity Monitor	3/31/2017	Biennial	3/31/2019	170232394
Control Company	4352	Ultra Long Stem Thermometer	5/2/2017	Biennial	5/2/2019	170330156
Amplifier Research	1551G6	Amplifier	CBT	N/A	CBT	433971
Narda	4772-3	Attenuator (3dB)	CBT	N/A	CBT	9406
Keysight	772D	Dual Directional Coupler	CBT	N/A	CBT	MY52180215
Keysight Technologies	85033E	Standard Mechanical Calibration Kit (DC to 9GHz, 3.5mm)	6/1/2017	Annual	6/1/2018	MY53401181
Agilent	8753ES	S-Parameter Network Analyzer	10/26/2016	Annual	10/26/2017	US39170118
Mini-Circuits	BW-N20W5+	DC to 18 GHz Precision Fixed 20 dB Attenuator	CBT	N/A	CBT	N/A
SPEAG	DAK-3.5	Dielectric Assessment Kit	5/10/2017	Annual	5/10/2018	1070
SPEAG	EX3DV4	SAR Probe	1/13/2017	Annual	1/13/2018	3589
SPEAG	EX3DV4	SAR Probe	2/13/2017	Annual	2/13/2018	3914
SPEAG	DAE4	Dasy Data Acquisition Electronics	1/16/2017	Annual	1/16/2018	1466
SPEAG	DAE4	Dasy Data Acquisition Electronics	2/9/2017	Annual	2/9/2018	665
Anritsu	MA2411B	Pulse Power Sensor	2/10/2017	Annual	2/10/2018	1207364
Anritsu	MA2411B	Pulse Power Sensor	2/10/2017	Annual	2/10/2018	1339018
Anritsu	ML2495A	Power Meter	10/16/2015	Biennial	10/16/2017	941001
Agilent	N5182A	MXG Vector Signal Generator	2/28/2017	Annual	2/28/2018	MY47420800
Seekonk	NC-100	Torque Wrench	11/6/2015	Biennial	11/6/2017	N/A
MiniCircuits	VLF-6000+	Low Pass Filter	CBT	N/A	CBT	N/A
Narda	4014C-6	4 - 8 GHz SMA 6 dB Directional Coupler	CBT	N/A	CBT	N/A

Measurement Uncertainty =  $\pm 23\%$  (k=2)

	Name	Function	Signature
Calibrated By:	Brodie Halfoster	Test Engineer	<i>BRODIE HALBFOSTER</i>
Approved By:	Kaitlin O'Keefe	Senior Technical Manager	<i>KOK</i>

# DIPOLE CALIBRATION EXTENSION

Per KDB 865664 D01, calibration intervals of up to three years may be considered for reference dipoles when it is demonstrated that the SAR target, impedance and return loss of a dipole have remained stable according to the following requirements:

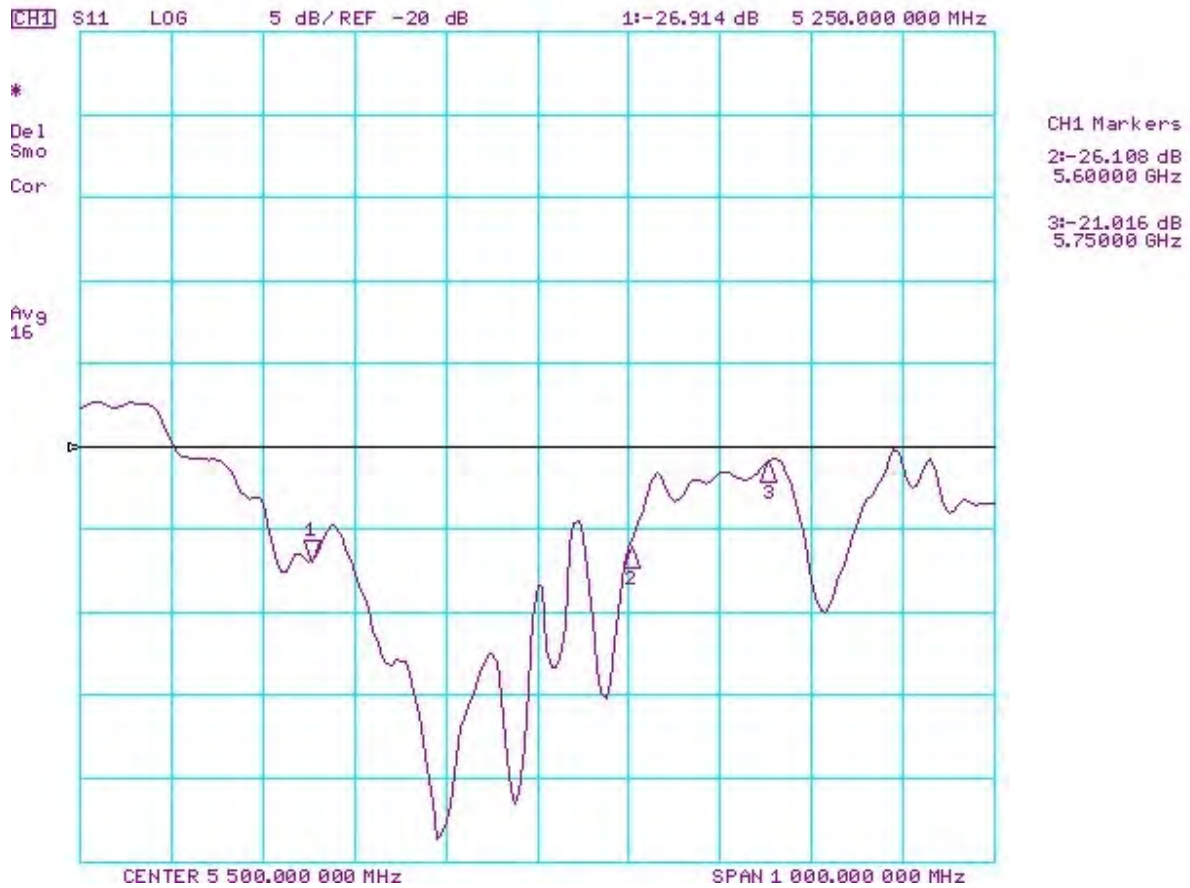
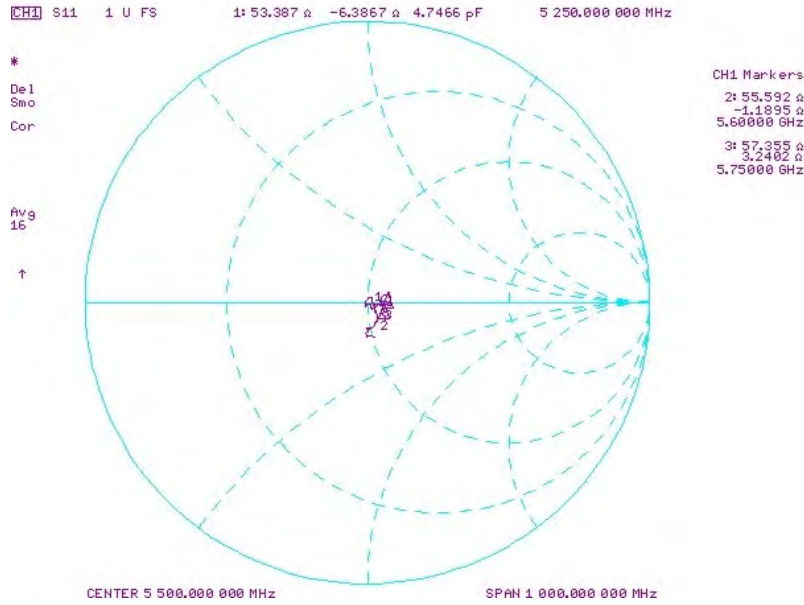
1. The measured SAR does not deviate more than 10% from the target on the calibration certificate.
2. The return-loss does not deviate more than 20% from the previous measurement and meets the required 20dB minimum return-loss requirement.
3. The measurement of real or imaginary parts of impedance does not deviate more than 5Ω from the previous measurement.

The following dipole was checked to pass the above 3 requirements to have 2-year calibration period from the calibration date:

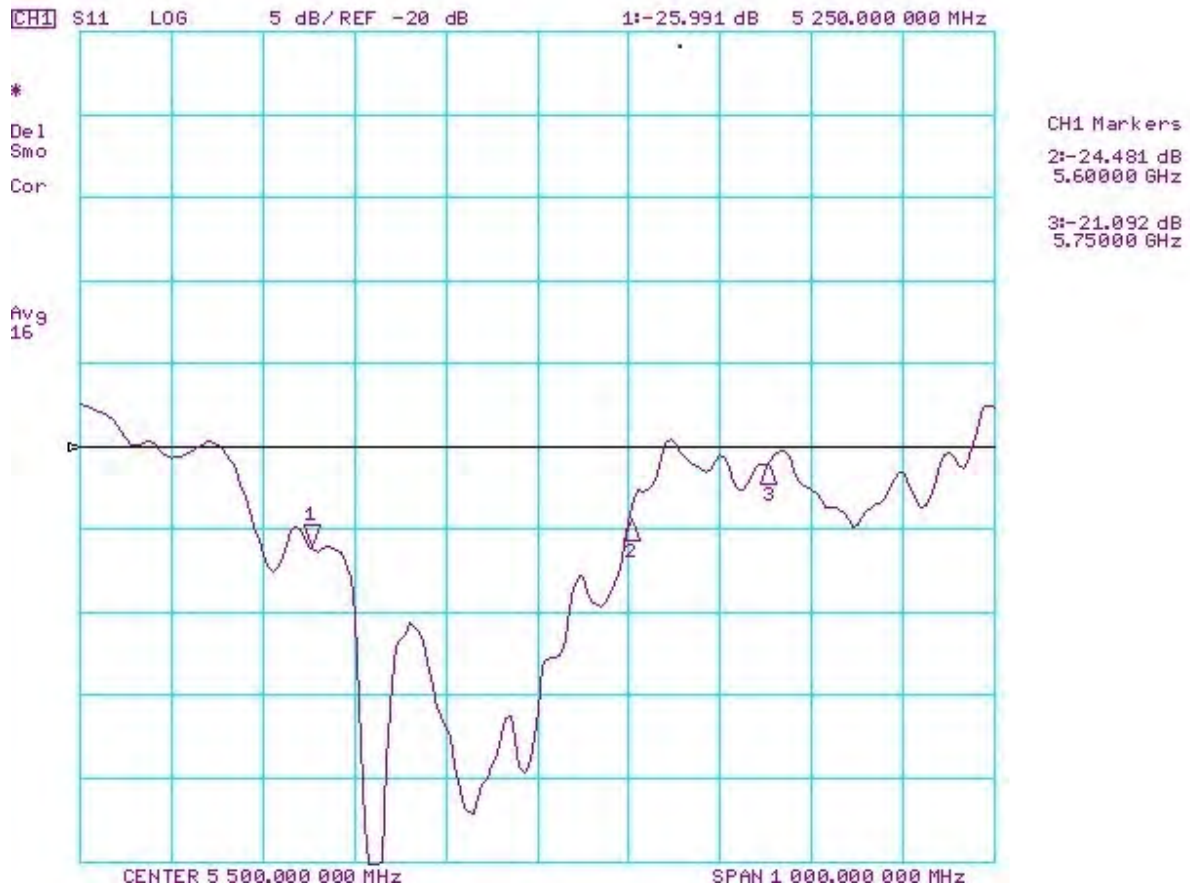
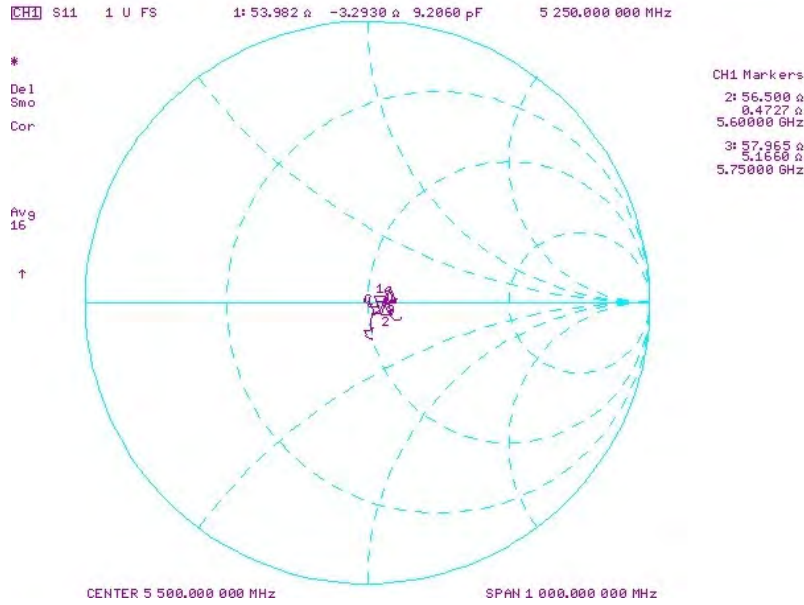
Frequency (MHz)	Calibration Date	Extension Date	Certificate Electrical Delay (ns)	Certificate SAR Target Head (1g W/kg @ 17.0 dBm)	Measured Head SAR (1g) W/kg @ 17.0 dBm	Deviation 1g (%)	Certificate SAR Target Head (10g W/kg @ 17.0 dBm)	Measured Head SAR (10g) W/kg @ 17.0 dBm	Deviation 10g (%)	Certificate Impedance Head (Ohm) Real	Measured Impedance Head (Ohm) Real	Difference (Ohm) Real	Certificate Impedance Head (Ohm) Imaginary	Measured Impedance Head (Ohm) Imaginary	Difference (Ohm) Imaginary	Certificate Return Loss Head (dB)	Measured Return Loss Head (dB)	Deviation (%)	PASS/FAIL
5250	9/21/2016	9/19/2017	1.204	3.95	3.70	-6.21%	1.13	1.05	-7.08%	55.7	53.4	2.3	-4.3	-6.4	2.1	-23.4	-26.9	-15.00%	PASS
5600	9/21/2016	9/19/2017	1.204	4.18	4.03	-3.59%	1.19	1.13	-5.04%	58.3	55.8	2.7	-3.2	-1.2	2.0	-21.8	-26.1	-19.80%	PASS
5750	9/21/2016	9/19/2017	1.204	3.96	3.84	-3.08%	1.12	1.10	-1.79%	58.1	57.4	0.7	4.8	3.2	1.6	-21.2	-21.0	0.90%	PASS

Frequency (MHz)	Calibration Date	Extension Date	Certificate Electrical Delay (ns)	Certificate SAR Target Body (1g W/kg @ 17.0 dBm)	Measured Body SAR (1g) W/kg @ 17.0 dBm	Deviation 1g (%)	Certificate SAR Target Body (10g W/kg @ 17.0 dBm)	Measured Body SAR (10g) W/kg @ 17.0 dBm	Deviation 10g (%)	Certificate Impedance Body (Ohm) Real	Measured Impedance Body (Ohm) Real	Difference (Ohm) Real	Certificate Impedance Body (Ohm) Imaginary	Measured Impedance Body (Ohm) Imaginary	Difference (Ohm) Imaginary	Certificate Return Loss Body (dB)	Measured Return Loss Body (dB)	Deviation (%)	PASS/FAIL
5250	9/21/2016	9/19/2017	1.204	3.85	3.80	-1.30%	1.08	1.06	-1.85%	56.1	54.0	2.1	-3.7	-3.3	0.4	-23.4	-26.0	-11.10%	PASS
5600	9/21/2016	9/19/2017	1.204	3.96	4.06	2.53%	1.11	1.13	1.80%	58.9	56.5	2.4	-1.7	0.5	2.2	-21.7	-24.5	-12.80%	PASS
5750	9/21/2016	9/19/2017	1.204	3.81	3.66	-3.81%	1.06	1.02	-3.77%	59.5	58.0	1.5	6.9	5.2	1.7	-19.4	-21.1	-8.70%	PASS

# Impedance & Return-Loss Measurement Plot for Head TSL



# Impedance & Return-Loss Measurement Plot for Body TSL





Accredited by the Swiss Accreditation Service (SAS)  
The Swiss Accreditation Service is one of the signatories to the EA  
Multilateral Agreement for the recognition of calibration certificates

Accreditation No.: **SCS 0108**

Client **PC Test**

Certificate No: **D750V3-1003\_Jan18**

## CALIBRATION CERTIFICATE

Object **D750V3 - SN:1003**

Calibration procedure(s) **QA CAL-05.v9**  
**Calibration procedure for dipole validation kits above 700 MHz**

Calibration date: **January 15, 2018**

*BN*  
*01-25-2018*

This calibration certificate documents the traceability to national standards, which realize the physical units of measurements (SI).  
The measurements and the uncertainties with confidence probability are given on the following pages and are part of the certificate.

All calibrations have been conducted in the closed laboratory facility: environment temperature ( $22 \pm 3$ )°C and humidity < 70%.

Calibration Equipment used (M&TE critical for calibration)

Primary Standards	ID #	Cal Date (Certificate No.)	Scheduled Calibration
Power meter NRP	SN: 104778	04-Apr-17 (No. 217-02521/02522)	Apr-18
Power sensor NRP-Z91	SN: 103244	04-Apr-17 (No. 217-02521)	Apr-18
Power sensor NRP-Z91	SN: 103245	04-Apr-17 (No. 217-02522)	Apr-18
Reference 20 dB Attenuator	SN: 5058 (20k)	07-Apr-17 (No. 217-02528)	Apr-18
Type-N mismatch combination	SN: 5047.2 / 06327	07-Apr-17 (No. 217-02529)	Apr-18
Reference Probe EX3DV4	SN: 7349	30-Dec-17 (No. EX3-7349_Dec17)	Dec-18
DAE4	SN: 601	26-Oct-17 (No. DAE4-601_Oct17)	Oct-18
Secondary Standards	ID #	Check Date (in house)	Scheduled Check
Power meter EPM-442A	SN: GB37480704	07-Oct-15 (in house check Oct-16)	In house check: Oct-18
Power sensor HP 8481A	SN: US37292783	07-Oct-15 (in house check Oct-16)	In house check: Oct-18
Power sensor HP 8481A	SN: MY41092317	07-Oct-15 (in house check Oct-16)	In house check: Oct-18
RF generator R&S SMT-06	SN: 100972	15-Jun-15 (in house check Oct-16)	In house check: Oct-18
Network Analyzer HP 8753E	SN: US37390585	18-Oct-01 (in house check Oct-17)	In house check: Oct-18

Calibrated by: **Leif Klysner**      Function: **Laboratory Technician**

Signature: *Leif Klysner*

Approved by: **Katja Pokovic**      Technical Manager

Signature: *Katja Pokovic*

Issued: January 15, 2018

This calibration certificate shall not be reproduced except in full without written approval of the laboratory.



Accredited by the Swiss Accreditation Service (SAS)  
The Swiss Accreditation Service is one of the signatories to the EA  
Multilateral Agreement for the recognition of calibration certificates

Accreditation No.: **SCS 0108**

### Glossary:

TSL	tissue simulating liquid
ConvF	sensitivity in TSL / NORM x,y,z
N/A	not applicable or not measured

### Calibration is Performed According to the Following Standards:

- IEEE Std 1528-2013, "IEEE Recommended Practice for Determining the Peak Spatial-Averaged Specific Absorption Rate (SAR) in the Human Head from Wireless Communications Devices: Measurement Techniques", June 2013
- IEC 62209-1, "Measurement procedure for the assessment of Specific Absorption Rate (SAR) from hand-held and body-mounted devices used next to the ear (frequency range of 300 MHz to 6 GHz)", July 2016
- IEC 62209-2, "Procedure to determine the Specific Absorption Rate (SAR) for wireless communication devices used in close proximity to the human body (frequency range of 30 MHz to 6 GHz)", March 2010
- KDB 865664, "SAR Measurement Requirements for 100 MHz to 6 GHz"

### Additional Documentation:

- DASY4/5 System Handbook

### Methods Applied and Interpretation of Parameters:

- Measurement Conditions:** Further details are available from the Validation Report at the end of the certificate. All figures stated in the certificate are valid at the frequency indicated.
- Antenna Parameters with TSL:** The dipole is mounted with the spacer to position its feed point exactly below the center marking of the flat phantom section, with the arms oriented parallel to the body axis.
- Feed Point Impedance and Return Loss:** These parameters are measured with the dipole positioned under the liquid filled phantom. The impedance stated is transformed from the measurement at the SMA connector to the feed point. The Return Loss ensures low reflected power. No uncertainty required.
- Electrical Delay:** One-way delay between the SMA connector and the antenna feed point. No uncertainty required.
- SAR measured:** SAR measured at the stated antenna input power.
- SAR normalized:** SAR as measured, normalized to an input power of 1 W at the antenna connector.
- SAR for nominal TSL parameters:** The measured TSL parameters are used to calculate the nominal SAR result.

The reported uncertainty of measurement is stated as the standard uncertainty of measurement multiplied by the coverage factor  $k=2$ , which for a normal distribution corresponds to a coverage probability of approximately 95%.

## Measurement Conditions

DASY system configuration, as far as not given on page 1.

<b>DASY Version</b>	DASY5	V52.10.0
<b>Extrapolation</b>	Advanced Extrapolation	
<b>Phantom</b>	Modular Flat Phantom	
<b>Distance Dipole Center - TSL</b>	15 mm	with Spacer
<b>Zoom Scan Resolution</b>	dx, dy, dz = 5.0 mm	
<b>Frequency</b>	750 MHz $\pm$ 1 MHz	

## Head TSL parameters

The following parameters and calculations were applied.

	Temperature	Permittivity	Conductivity
<b>Nominal Head TSL parameters</b>	22.0 °C	41.9	0.89 mho/m
<b>Measured Head TSL parameters</b>	(22.0 $\pm$ 0.2) °C	40.9 $\pm$ 6 %	0.90 mho/m $\pm$ 6 %
<b>Head TSL temperature change during test</b>	< 0.5 °C	----	----

## SAR result with Head TSL

<b>SAR averaged over 1 cm<sup>3</sup> (1 g) of Head TSL</b>	Condition	
SAR measured	250 mW input power	2.10 W/kg
SAR for nominal Head TSL parameters	normalized to 1W	<b>8.28 W/kg <math>\pm</math> 17.0 % (k=2)</b>

<b>SAR averaged over 10 cm<sup>3</sup> (10 g) of Head TSL</b>	condition	
SAR measured	250 mW input power	1.37 W/kg
SAR for nominal Head TSL parameters	normalized to 1W	<b>5.42 W/kg <math>\pm</math> 16.5 % (k=2)</b>

## Body TSL parameters

The following parameters and calculations were applied.

	Temperature	Permittivity	Conductivity
<b>Nominal Body TSL parameters</b>	22.0 °C	55.5	0.96 mho/m
<b>Measured Body TSL parameters</b>	(22.0 $\pm$ 0.2) °C	55.0 $\pm$ 6 %	0.96 mho/m $\pm$ 6 %
<b>Body TSL temperature change during test</b>	< 0.5 °C	----	----

## SAR result with Body TSL

<b>SAR averaged over 1 cm<sup>3</sup> (1 g) of Body TSL</b>	Condition	
SAR measured	250 mW input power	2.15 W/kg
SAR for nominal Body TSL parameters	normalized to 1W	<b>8.58 W/kg <math>\pm</math> 17.0 % (k=2)</b>

<b>SAR averaged over 10 cm<sup>3</sup> (10 g) of Body TSL</b>	condition	
SAR measured	250 mW input power	1.43 W/kg
SAR for nominal Body TSL parameters	normalized to 1W	<b>5.71 W/kg <math>\pm</math> 16.5 % (k=2)</b>



## Appendix (Additional assessments outside the scope of SCS 0108)

### Antenna Parameters with Head TSL

Impedance, transformed to feed point	53.8 $\Omega$ - 2.1 j $\Omega$
Return Loss	- 27.6 dB

### Antenna Parameters with Body TSL

Impedance, transformed to feed point	49.2 $\Omega$ - 6.2 j $\Omega$
Return Loss	- 24.0 dB

### General Antenna Parameters and Design

Electrical Delay (one direction)	1.043 ns
----------------------------------	----------

After long term use with 100W radiated power, only a slight warming of the dipole near the feedpoint can be measured.

The dipole is made of standard semirigid coaxial cable. The center conductor of the feeding line is directly connected to the second arm of the dipole. The antenna is therefore short-circuited for DC-signals. On some of the dipoles, small end caps are added to the dipole arms in order to improve matching when loaded according to the position as explained in the "Measurement Conditions" paragraph. The SAR data are not affected by this change. The overall dipole length is still according to the Standard.

No excessive force must be applied to the dipole arms, because they might bend or the soldered connections near the feedpoint may be damaged.

### Additional EUT Data

Manufactured by	SPEAG
Manufactured on	January 21, 2009

## Appendix (Additional assessments outside the scope of SCS 0108)

### Measurement Conditions

DASY system configuration, as far as not given on page 1 and 3.

Phantom	SAM Head Phantom	For usage with cSAR3DV2-R/L
---------	------------------	-----------------------------

### SAR result with SAM Head (Top)

SAR averaged over 1 cm <sup>3</sup> (1 g) of Head TSL	Condition	
SAR measured	250 mW input power	1.98 W/kg
SAR for nominal Head TSL parameters	normalized to 1W	7.94 W/kg ± 17.5 % (k=2)

SAR averaged over 10 cm <sup>3</sup> (10 g) of Head TSL	condition	
SAR measured	250 mW input power	1.33 W/kg
SAR for nominal Head TSL parameters	normalized to 1W	5.32 W/kg ± 16.9 % (k=2)

### SAR result with SAM Head (Mouth)

SAR averaged over 1 cm <sup>3</sup> (1 g) of Head TSL	Condition	
SAR measured	250 mW input power	2.05 W/kg
SAR for nominal Head TSL parameters	normalized to 1W	8.22 W/kg ± 17.5 % (k=2)

SAR averaged over 10 cm <sup>3</sup> (10 g) of Head TSL	condition	
SAR measured	250 mW input power	1.38 W/kg
SAR for nominal Head TSL parameters	normalized to 1W	5.52 W/kg ± 16.9 % (k=2)

### SAR result with SAM Head (Neck)

SAR averaged over 1 cm <sup>3</sup> (1 g) of Head TSL	Condition	
SAR measured	250 mW input power	2.01 W/kg
SAR for nominal Head TSL parameters	normalized to 1W	8.06 W/kg ± 17.5 % (k=2)

SAR averaged over 10 cm <sup>3</sup> (10 g) of Head TSL	condition	
SAR measured	250 mW input power	1.38 W/kg
SAR for nominal Head TSL parameters	normalized to 1W	5.52 W/kg ± 16.9 % (k=2)

### SAR result with SAM Head (Ear)

SAR averaged over 1 cm <sup>3</sup> (1 g) of Head TSL	Condition	
SAR measured	250 mW input power	1.67 W/kg
SAR for nominal Head TSL parameters	normalized to 1W	6.70 W/kg ± 17.5 % (k=2)

SAR averaged over 10 cm <sup>3</sup> (10 g) of Head TSL	condition	
SAR measured	250 mW input power	1.15 W/kg
SAR for nominal Head TSL parameters	normalized to 1W	4.60 W/kg ± 16.9 % (k=2)

# DASY5 Validation Report for Head TSL

Date: 12.01.2018

Test Laboratory: SPEAG, Zurich, Switzerland

**DUT: Dipole 750 MHz; Type: D750V3; Serial: D750V3 - SN:1003**

Communication System: UID 0 - CW; Frequency: 750 MHz

Medium parameters used:  $f = 750$  MHz;  $\sigma = 0.9$  S/m;  $\epsilon_r = 40.9$ ;  $\rho = 1000$  kg/m<sup>3</sup>

Phantom section: Flat Section

Measurement Standard: DASY5 (IEEE/IEC/ANSI C63.19-2011)

DASY52 Configuration:

- Probe: EX3DV4 - SN7349; ConvF(10.22, 10.22, 10.22); Calibrated: 30.12.2017;
- Sensor-Surface: 1.4mm (Mechanical Surface Detection)
- Electronics: DAE4 Sn601; Calibrated: 26.10.2017
- Phantom: Flat Phantom 4.9 (front); Type: QD 00L P49 AA; Serial: 1001
- DASY52 52.10.0(1446); SEMCAD X 14.6.10(7417)

## Dipole Calibration for Head Tissue/Pin=250 mW, d=15mm/Zoom Scan (7x7x7)/Cube 0:


Measurement grid: dx=5mm, dy=5mm, dz=5mm

Reference Value = 59.11 V/m; Power Drift = -0.04 dB

Peak SAR (extrapolated) = 3.15 W/kg

**SAR(1 g) = 2.1 W/kg; SAR(10 g) = 1.37 W/kg**

Maximum value of SAR (measured) = 2.80 W/kg

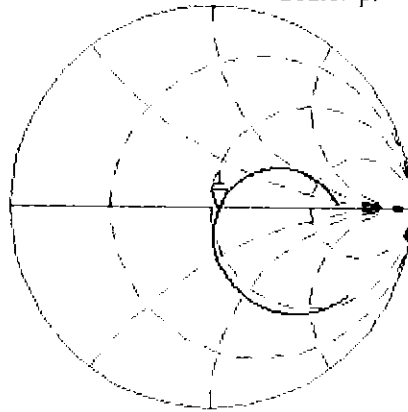


0 dB = 2.80 W/kg = 4.47 dBW/kg

# Impedance Measurement Plot for Head TSL

12 Jan 2018 13:14:07  
CH1 S11 1 U FS 1: 53.754  $\Omega$  -2.0996  $\Omega$  101.07 pF 750.000 000 MHz

\*  
Del  
CA



Avg  
16

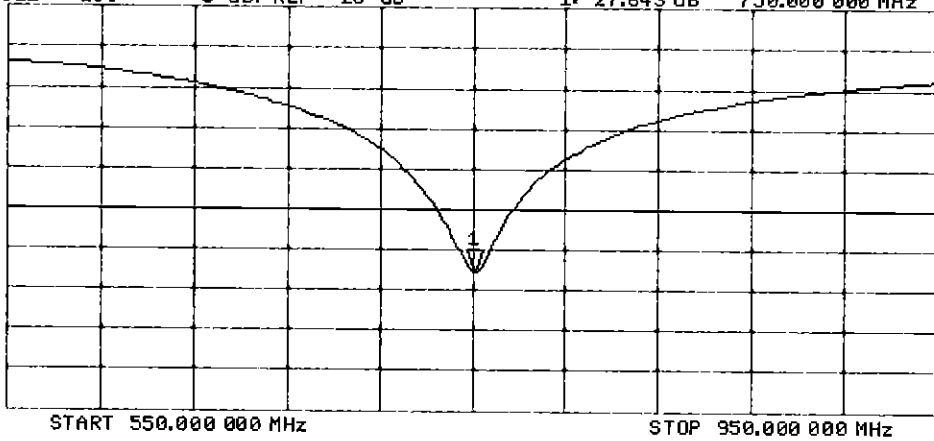
H1d

CH2 S11 LOG 5 dB/REF -20 dB 1:-27.643 dB 750.000 000 MHz

CA

Avg  
16

H1d



# DASY5 Validation Report for Body TSL

Date: 12.01.2018

Test Laboratory: SPEAG, Zurich, Switzerland

**DUT: Dipole 750 MHz; Type: D750V3; Serial: D750V3 - SN:1003**

Communication System: UID 0 - CW; Frequency: 750 MHz

Medium parameters used:  $f = 750$  MHz;  $\sigma = 0.96$  S/m;  $\epsilon_r = 55$ ;  $\rho = 1000$  kg/m<sup>3</sup>

Phantom section: Flat Section

Measurement Standard: DASY5 (IEEE/IEC/ANSI C63.19-2011)

DASY52 Configuration:

- Probe: EX3DV4 - SN7349; ConvF(10.19, 10.19, 10.19); Calibrated: 30.12.2017;
- Sensor-Surface: 1.4mm (Mechanical Surface Detection)
- Electronics: DAE4 Sn601; Calibrated: 26.10.2017
- Phantom: Flat Phantom 4.9 (Back); Type: QD 00R P49 AA; Serial: 1005
- DASY52 52.10.0(1446); SEMCAD X 14.6.10(7417)

## Dipole Calibration for Body Tissue/Pin=250 mW, d=15mm/Zoom Scan (7x8x7)/Cube 0:


Measurement grid: dx=5mm, dy=5mm, dz=5mm

Reference Value = 57.31 V/m; Power Drift = -0.01 dB

Peak SAR (extrapolated) = 3.17 W/kg

**SAR(1 g) = 2.15 W/kg; SAR(10 g) = 1.43 W/kg**

Maximum value of SAR (measured) = 2.83 W/kg



0 dB = 2.83 W/kg = 4.52 dBW/kg

# Impedance Measurement Plot for Body TSL

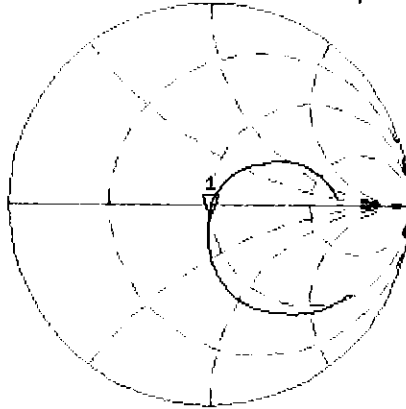
12 Jan 2018 13:13:21  
**CH1** S11 1 U FS 1: 49.234  $\Omega$  -6.1934  $\Omega$  34.264 pF 750.000 000 MHz

\*  
 De1

CA

Avg  
 16

H1d

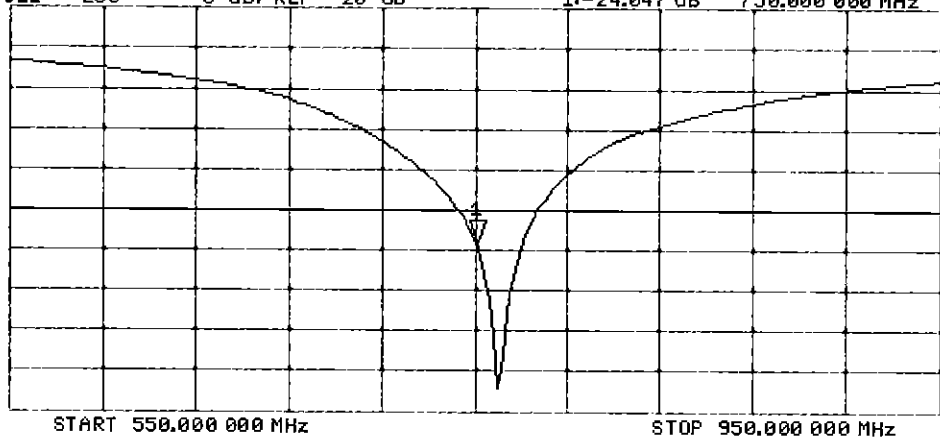


**CH2** S11 LOG 5 dB/REF -20 dB 1:-24.047 dB 750.000 000 MHz

CA

Avg  
 16

H1d



## DASY5 Validation Report for SAM Head

Date: 15.01.2018

Test Laboratory: SPEAG, Zurich, Switzerland

**DUT: Dipole 750 MHz; Type: D750V3; Serial: D750V3 - SN:1003**

Communication System: UID 0 - CW; Frequency: 750 MHz

Medium parameters used:  $f = 750$  MHz;  $\sigma = 0.9$  S/m;  $\epsilon_r = 44.2$ ;  $\rho = 1000$  kg/m<sup>3</sup>

Measurement Standard: DASY5 (IEEE/IEC/ANSI C63.19-2011)

DASY52 Configuration:

- Probe: EX3DV4 - SN7349; ConvF(10.22, 10.22, 10.22); Calibrated: 30.12.2017;
- Sensor-Surface: 1.4mm (Mechanical Surface Detection)
- Electronics: DAE4 Sn601; Calibrated: 26.10.2017
- Phantom: SAM Head
- DASY52 52.10.0(1446); SEMCAD X 14.6.10(7417)

**SAM Head/Top/Zoom Scan (7x7x7)/Cube 0:** Measurement grid: dx=5mm, dy=5mm, dz=5mm

Reference Value = 56.79 V/m; Power Drift = -0.01 dB

Peak SAR (extrapolated) = 2.89 W/kg

**SAR(1 g) = 1.98 W/kg; SAR(10 g) = 1.33 W/kg**

Maximum value of SAR (measured) = 2.58 W/kg

**SAM Head/Mouth/Zoom Scan (7x7x7)/Cube 0:** Measurement grid: dx=5mm, dy=5mm, dz=5mm

Reference Value = 56.85 V/m; Power Drift = -0.06 dB

Peak SAR (extrapolated) = 2.94 W/kg

**SAR(1 g) = 2.05 W/kg; SAR(10 g) = 1.38 W/kg**

Maximum value of SAR (measured) = 2.62 W/kg

**SAM Head/Neck/Zoom Scan (7x7x7)/Cube 0:** Measurement grid: dx=5mm, dy=5mm, dz=5mm

Reference Value = 56.29 V/m; Power Drift = 0.04 dB

Peak SAR (extrapolated) = 2.78 W/kg

**SAR(1 g) = 2.01 W/kg; SAR(10 g) = 1.38 W/kg**

Maximum value of SAR (measured) = 2.56 W/kg


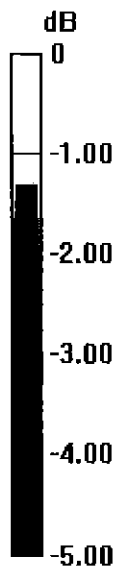
**SAM Head/Ear/Zoom Scan (7x7x7)/Cube 0:** Measurement grid: dx=5mm, dy=5mm, dz=5mm

Reference Value = 51.01 V/m; Power Drift = 0.02 dB

Peak SAR (extrapolated) = 2.31 W/kg

**SAR(1 g) = 1.67 W/kg; SAR(10 g) = 1.15 W/kg**

Maximum value of SAR (measured) = 2.11 W/kg



0 dB = 2.58 W/kg = 4.12 dBW/kg





Accredited by the Swiss Accreditation Service (SAS)  
The Swiss Accreditation Service is one of the signatories to the EA  
Multilateral Agreement for the recognition of calibration certificates

Accreditation No.: **SCS 0108**

Client **PC Test**

Certificate No: **D835V2-4d132\_Jan18**

## CALIBRATION CERTIFICATE

Object **D835V2 - SN:4d132**

Calibration procedure(s) **QA CAL-05.v9**  
**Calibration procedure for dipole validation kits above 700 MHz**

Calibration date: **January 15, 2018**

*BNV*  
*01-25-2018*

This calibration certificate documents the traceability to national standards, which realize the physical units of measurements (SI).  
The measurements and the uncertainties with confidence probability are given on the following pages and are part of the certificate.

All calibrations have been conducted in the closed laboratory facility: environment temperature ( $22 \pm 3$ )°C and humidity < 70%.

Calibration Equipment used (M&TE critical for calibration)

Primary Standards	ID #	Cal Date (Certificate No.)	Scheduled Calibration
Power meter NRP	SN: 104778	04-Apr-17 (No. 217-02521/02522)	Apr-18
Power sensor NRP-Z91	SN: 103244	04-Apr-17 (No. 217-02521)	Apr-18
Power sensor NRP-Z91	SN: 103245	04-Apr-17 (No. 217-02522)	Apr-18
Reference 20 dB Attenuator	SN: 5058 (20k)	07-Apr-17 (No. 217-02528)	Apr-18
Type-N mismatch combination	SN: 5047.2 / 06327	07-Apr-17 (No. 217-02529)	Apr-18
Reference Probe EX3DV4	SN: 7349	30-Dec-17 (No. EX3-7349_Dec17)	Dec-18
DAE4	SN: 601	26-Oct-17 (No. DAE4-601_Oct17)	Oct-18
Secondary Standards	ID #	Check Date (in house)	Scheduled Check
Power meter EPM-442A	SN: GB37480704	07-Oct-15 (in house check Oct-16)	In house check: Oct-18
Power sensor HP 8481A	SN: US37292783	07-Oct-15 (in house check Oct-16)	In house check: Oct-18
Power sensor HP 8481A	SN: MY41092317	07-Oct-15 (in house check Oct-16)	In house check: Oct-18
RF generator R&S SMT-06	SN: 100972	15-Jun-15 (in house check Oct-16)	In house check: Oct-18
Network Analyzer HP 8753E	SN: US37390585	18-Oct-01 (in house check Oct-17)	In house check: Oct-18

Calibrated by: **Leif Klysner**      Name: **Leif Klysner**      Function: **Laboratory Technician**

Signature: *Leif Klysner*

Approved by: **Katja Pokovic**      Name: **Katja Pokovic**      Function: **Technical Manager**

Signature: *Katja Pokovic*

Issued: January 15, 2018

This calibration certificate shall not be reproduced except in full without written approval of the laboratory.



Accredited by the Swiss Accreditation Service (SAS)  
The Swiss Accreditation Service is one of the signatories to the EA  
Multilateral Agreement for the recognition of calibration certificates

Accreditation No.: **SCS 0108**

### Glossary:

TSL	tissue simulating liquid
ConvF	sensitivity in TSL / NORM x,y,z
N/A	not applicable or not measured

### Calibration is Performed According to the Following Standards:

- IEEE Std 1528-2013, "IEEE Recommended Practice for Determining the Peak Spatial-Averaged Specific Absorption Rate (SAR) in the Human Head from Wireless Communications Devices: Measurement Techniques", June 2013
- IEC 62209-1, "Measurement procedure for the assessment of Specific Absorption Rate (SAR) from hand-held and body-mounted devices used next to the ear (frequency range of 300 MHz to 6 GHz)", July 2016
- IEC 62209-2, "Procedure to determine the Specific Absorption Rate (SAR) for wireless communication devices used in close proximity to the human body (frequency range of 30 MHz to 6 GHz)", March 2010
- KDB 865664, "SAR Measurement Requirements for 100 MHz to 6 GHz"

### Additional Documentation:

- DASY4/5 System Handbook

### Methods Applied and Interpretation of Parameters:

- Measurement Conditions:** Further details are available from the Validation Report at the end of the certificate. All figures stated in the certificate are valid at the frequency indicated.
- Antenna Parameters with TSL:** The dipole is mounted with the spacer to position its feed point exactly below the center marking of the flat phantom section, with the arms oriented parallel to the body axis.
- Feed Point Impedance and Return Loss:** These parameters are measured with the dipole positioned under the liquid filled phantom. The impedance stated is transformed from the measurement at the SMA connector to the feed point. The Return Loss ensures low reflected power. No uncertainty required.
- Electrical Delay:** One-way delay between the SMA connector and the antenna feed point. No uncertainty required.
- SAR measured:** SAR measured at the stated antenna input power.
- SAR normalized:** SAR as measured, normalized to an input power of 1 W at the antenna connector.
- SAR for nominal TSL parameters:** The measured TSL parameters are used to calculate the nominal SAR result.

The reported uncertainty of measurement is stated as the standard uncertainty of measurement multiplied by the coverage factor  $k=2$ , which for a normal distribution corresponds to a coverage probability of approximately 95%.

## Measurement Conditions

DASY system configuration, as far as not given on page 1.

DASY Version	DASY5	V52.10.0
Extrapolation	Advanced Extrapolation	
Phantom	Modular Flat Phantom	
Distance Dipole Center - TSL	10 mm	with Spacer
Zoom Scan Resolution	dx, dy, dz = 5.0 mm	
Frequency	835 MHz $\pm$ 1 MHz	

## Head TSL parameters

The following parameters and calculations were applied.

	Temperature	Permittivity	Conductivity
Nominal Head TSL parameters	22.0 °C	41.5	0.90 mho/m
Measured Head TSL parameters	(22.0 $\pm$ 0.2) °C	40.7 $\pm$ 6 %	0.92 mho/m $\pm$ 6 %
Head TSL temperature change during test	< 0.5 °C	----	----

## SAR result with Head TSL

SAR averaged over 1 cm <sup>3</sup> (1 g) of Head TSL	Condition	
SAR measured	250 mW input power	2.39 W/kg
SAR for nominal Head TSL parameters	normalized to 1W	9.36 W/kg $\pm$ 17.0 % (k=2)

SAR averaged over 10 cm <sup>3</sup> (10 g) of Head TSL	condition	
SAR measured	250 mW input power	1.55 W/kg
SAR for nominal Head TSL parameters	normalized to 1W	6.10 W/kg $\pm$ 16.5 % (k=2)

## Body TSL parameters

The following parameters and calculations were applied.

	Temperature	Permittivity	Conductivity
Nominal Body TSL parameters	22.0 °C	55.2	0.97 mho/m
Measured Body TSL parameters	(22.0 $\pm$ 0.2) °C	54.8 $\pm$ 6 %	0.99 mho/m $\pm$ 6 %
Body TSL temperature change during test	< 0.5 °C	----	----

## SAR result with Body TSL

SAR averaged over 1 cm <sup>3</sup> (1 g) of Body TSL	Condition	
SAR measured	250 mW input power	2.47 W/kg
SAR for nominal Body TSL parameters	normalized to 1W	9.71 W/kg $\pm$ 17.0 % (k=2)

SAR averaged over 10 cm <sup>3</sup> (10 g) of Body TSL	condition	
SAR measured	250 mW input power	1.62 W/kg
SAR for nominal Body TSL parameters	normalized to 1W	6.39 W/kg $\pm$ 16.5 % (k=2)

## Appendix (Additional assessments outside the scope of SCS 0108)

### Antenna Parameters with Head TSL

Impedance, transformed to feed point	51.8 $\Omega$ - 2.9 j $\Omega$
Return Loss	- 29.5 dB

### Antenna Parameters with Body TSL

Impedance, transformed to feed point	47.4 $\Omega$ - 5.7 j $\Omega$
Return Loss	- 23.9 dB

### General Antenna Parameters and Design

Electrical Delay (one direction)	1.386 ns
----------------------------------	----------

After long term use with 100W radiated power, only a slight warming of the dipole near the feedpoint can be measured.

The dipole is made of standard semirigid coaxial cable. The center conductor of the feeding line is directly connected to the second arm of the dipole. The antenna is therefore short-circuited for DC-signals. On some of the dipoles, small end caps are added to the dipole arms in order to improve matching when loaded according to the position as explained in the "Measurement Conditions" paragraph. The SAR data are not affected by this change. The overall dipole length is still according to the Standard.

No excessive force must be applied to the dipole arms, because they might bend or the soldered connections near the feedpoint may be damaged.

### Additional EUT Data

Manufactured by	SPEAG
Manufactured on	July 22, 2011

## Appendix (Additional assessments outside the scope of SCS 0108)

### Measurement Conditions

DASY system configuration, as far as not given on page 1 and 3.

Phantom	SAM Head Phantom	For usage with cSAR3DV2-R/L
---------	------------------	-----------------------------

### SAR result with SAM Head (Top)

SAR averaged over 1 cm <sup>3</sup> (1 g) of Head TSL	Condition	
SAR measured	250 mW input power	2.40 W/kg
SAR for nominal Head TSL parameters	normalized to 1W	9.41 W/kg ± 17.5 % (k=2)

SAR averaged over 10 cm <sup>3</sup> (10 g) of Head TSL	condition	
SAR measured	250 mW input power	1.58 W/kg
SAR for nominal Head TSL parameters	normalized to 1W	6.21 W/kg ± 16.9 % (k=2)

### SAR result with SAM Head (Mouth)

SAR averaged over 1 cm <sup>3</sup> (1 g) of Head TSL	Condition	
SAR measured	250 mW input power	2.47 W/kg
SAR for nominal Head TSL parameters	normalized to 1W	9.69 W/kg ± 17.5 % (k=2)

SAR averaged over 10 cm <sup>3</sup> (10 g) of Head TSL	condition	
SAR measured	250 mW input power	1.64 W/kg
SAR for nominal Head TSL parameters	normalized to 1W	6.45 W/kg ± 16.9 % (k=2)

### SAR result with SAM Head (Neck)

SAR averaged over 1 cm <sup>3</sup> (1 g) of Head TSL	Condition	
SAR measured	250 mW input power	2.35 W/kg
SAR for nominal Head TSL parameters	normalized to 1W	9.22 W/kg ± 17.5 % (k=2)

SAR averaged over 10 cm <sup>3</sup> (10 g) of Head TSL	condition	
SAR measured	250 mW input power	1.59 W/kg
SAR for nominal Head TSL parameters	normalized to 1W	6.25 W/kg ± 16.9 % (k=2)

### SAR result with SAM Head (Ear)

SAR averaged over 1 cm <sup>3</sup> (1 g) of Head TSL	Condition	
SAR measured	250 mW input power	2.03 W/kg
SAR for nominal Head TSL parameters	normalized to 1W	7.96 W/kg ± 17.5 % (k=2)

SAR averaged over 10 cm <sup>3</sup> (10 g) of Head TSL	condition	
SAR measured	250 mW input power	1.37 W/kg
SAR for nominal Head TSL parameters	normalized to 1W	5.39 W/kg ± 16.9 % (k=2)

# DASY5 Validation Report for Head TSL

Date: 08.01.2018

Test Laboratory: SPEAG, Zurich, Switzerland

**DUT: Dipole 835 MHz; Type: D835V2; Serial: D835V2 - SN:4d132**

Communication System: UID 0 - CW; Frequency: 835 MHz

Medium parameters used:  $f = 835 \text{ MHz}$ ;  $\sigma = 0.92 \text{ S/m}$ ;  $\epsilon_r = 40.7$ ;  $\rho = 1000 \text{ kg/m}^3$

Phantom section: Flat Section

Measurement Standard: DASY5 (IEEE/IEC/ANSI C63.19-2011)

DASY52 Configuration:

- Probe: EX3DV4 - SN7349; ConvF(9.9, 9.9, 9.9); Calibrated: 30.12.2017;
- Sensor-Surface: 1.4mm (Mechanical Surface Detection)
- Electronics: DAE4 Sn601; Calibrated: 26.10.2017
- Phantom: Flat Phantom 4.9 (front); Type: QD 00L P49 AA; Serial: 1001
- DASY52 52.10.0(1446); SEMCAD X 14.6.10(7417)

## Dipole Calibration for Head Tissue/Pin=250 mW, d=10mm/Zoom Scan (7x7x7)/Cube 0:

Measurement grid:  $dx=5\text{mm}$ ,  $dy=5\text{mm}$ ,  $dz=5\text{mm}$

Reference Value = 63.23 V/m; Power Drift = -0.04 dB

Peak SAR (extrapolated) = 3.64 W/kg

**SAR(1 g) = 2.39 W/kg; SAR(10 g) = 1.55 W/kg**

Maximum value of SAR (measured) = 3.22 W/kg



0 dB = 3.22 W/kg = 5.08 dBW/kg

# Impedance Measurement Plot for Head TSL

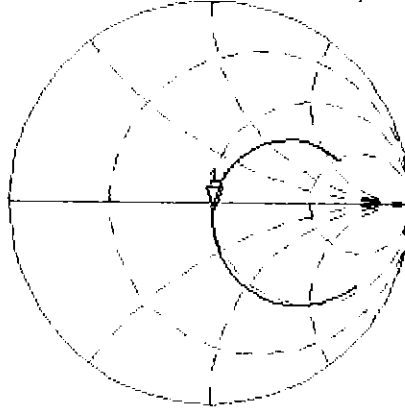
8 Jan 2018 16:29:07

CH1 S11 1 U FS

1: 51.768  $\Omega$  -2.8984  $\Omega$  65.761 pF

835.000 000 MHz

\*  
De1  
Cor



Avg  
16

H1d

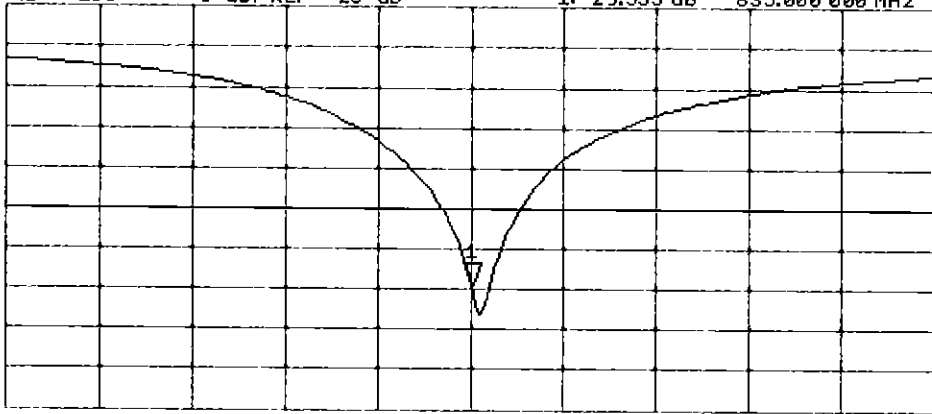
CH2 S11 LOG

5 dB/REF -20 dB

1:-29.535 dB

835.000 000 MHz

Cor



Avg  
16

H1d

START 835.000 000 MHz

STOP 1 035.000 000 MHz

# DASY5 Validation Report for Body TSL

Date: 08.01.2018

Test Laboratory: SPEAG, Zurich, Switzerland

**DUT: Dipole 835 MHz; Type: D835V2; Serial: D835V2 - SN:4d132**

Communication System: UID 0 - CW; Frequency: 835 MHz

Medium parameters used:  $f = 835 \text{ MHz}$ ;  $\sigma = 0.99 \text{ S/m}$ ;  $\epsilon_r = 54.8$ ;  $\rho = 1000 \text{ kg/m}^3$

Phantom section: Flat Section

Measurement Standard: DASY5 (IEEE/IEC/ANSI C63.19-2011)

DASY52 Configuration:

- Probe: EX3DV4 - SN7349; ConvF(10.05, 10.05, 10.05); Calibrated: 30.12.2017;
- Sensor-Surface: 1.4mm (Mechanical Surface Detection)
- Electronics: DAE4 Sn601; Calibrated: 26.10.2017
- Phantom: Flat Phantom 4.9 (Back); Type: QD 00R P49 AA; Serial: 1005
- DASY52 52.10.0(1446); SEMCAD X 14.6.10(7417)

## Dipole Calibration for Body Tissue/Pin=250 mW, d=10mm/Zoom Scan (7x7x7)/Cube 0:


Measurement grid: dx=5mm, dy=5mm, dz=5mm

Reference Value = 60.55 V/m; Power Drift = -0.06 dB

Peak SAR (extrapolated) = 3.66 W/kg

**SAR(1 g) = 2.47 W/kg; SAR(10 g) = 1.62 W/kg**

Maximum value of SAR (measured) = 3.24 W/kg



0 dB = 3.24 W/kg = 5.11 dBW/kg



# Impedance Measurement Plot for Body TSL

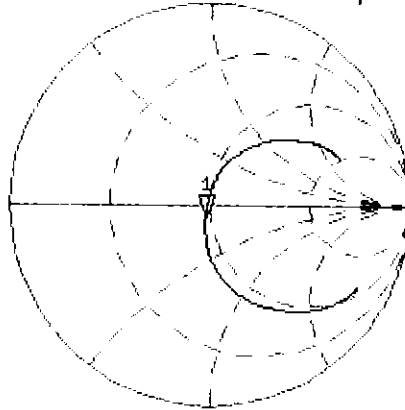
8 Jan 2018 16:27:09

CH1 S11 1 U FS

1: 47.447  $\Omega$  -5.6680  $\Omega$  33.628 pF

835.000 000 MHz

\*  
De1  
Cor



Avg  
16

H1d

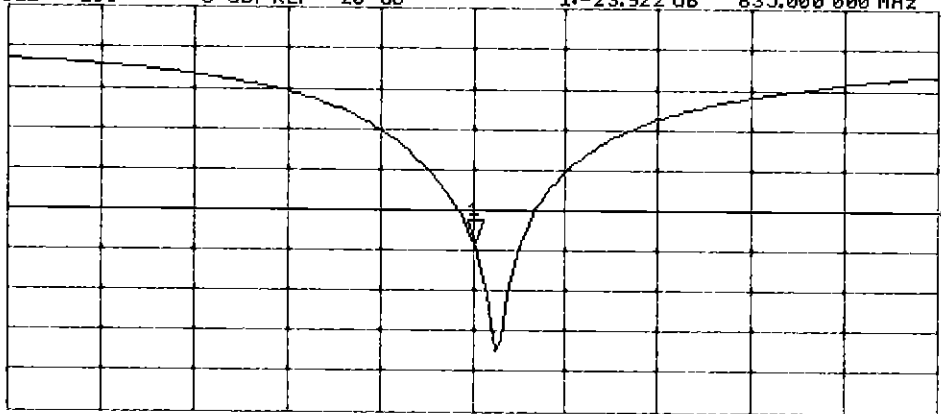
CH2 S11 LOG

5 dB/REF -20 dB

1:-23.922 dB

835.000 000 MHz

Cor



START 635.000 000 MHz

STOP 1 035.000 000 MHz

## DASY5 Validation Report for SAM Head

Date: 15.01.2018

Test Laboratory: SPEAG, Zurich, Switzerland

**DUT: Dipole 835 MHz; Type: D835V2; Serial: D835V2 - SN:4d132**

Communication System: UID 0 - CW; Frequency: 835 MHz

Medium parameters used:  $f = 835$  MHz;  $\sigma = 0.94$  S/m;  $\epsilon_r = 44.1$ ;  $\rho = 1000$  kg/m<sup>3</sup>

Measurement Standard: DASY5 (IEEE/IEC/ANSI C63.19-2011)

DASY52 Configuration:

- Probe: EX3DV4 - SN7349; ConvF(9.9, 9.9, 9.9); Calibrated: 30.12.2017;
- Sensor-Surface: 1.4mm (Mechanical Surface Detection)
- Electronics: DAE4 Sn601; Calibrated: 26.10.2017
- Phantom: SAM Head
- DASY52 52.10.0(1446); SEMCAD X 14.6.10(7417)

**SAM Head/Top/Zoom Scan (7x7x7)/Cube 0:** Measurement grid: dx=5mm, dy=5mm, dz=5mm

Reference Value = 61.00 V/m; Power Drift = 0.01 dB

Peak SAR (extrapolated) = 3.56 W/kg

**SAR(1 g) = 2.4 W/kg; SAR(10 g) = 1.58 W/kg**

Maximum value of SAR (measured) = 3.16 W/kg

**SAM Head/Mouth/Zoom Scan (7x7x7)/Cube 0:** Measurement grid: dx=5mm, dy=5mm, dz=5mm

Reference Value = 60.99 V/m; Power Drift = -0.04 dB

Peak SAR (extrapolated) = 3.65 W/kg

**SAR(1 g) = 2.47 W/kg; SAR(10 g) = 1.64 W/kg**

Maximum value of SAR (measured) = 3.19 W/kg

**SAM Head/Neck/Zoom Scan (7x7x7)/Cube 0:** Measurement grid: dx=5mm, dy=5mm, dz=5mm

Reference Value = 59.20 V/m; Power Drift = 0.05 dB

Peak SAR (extrapolated) = 3.33 W/kg

**SAR(1 g) = 2.35 W/kg; SAR(10 g) = 1.59 W/kg**

Maximum value of SAR (measured) = 3.04 W/kg

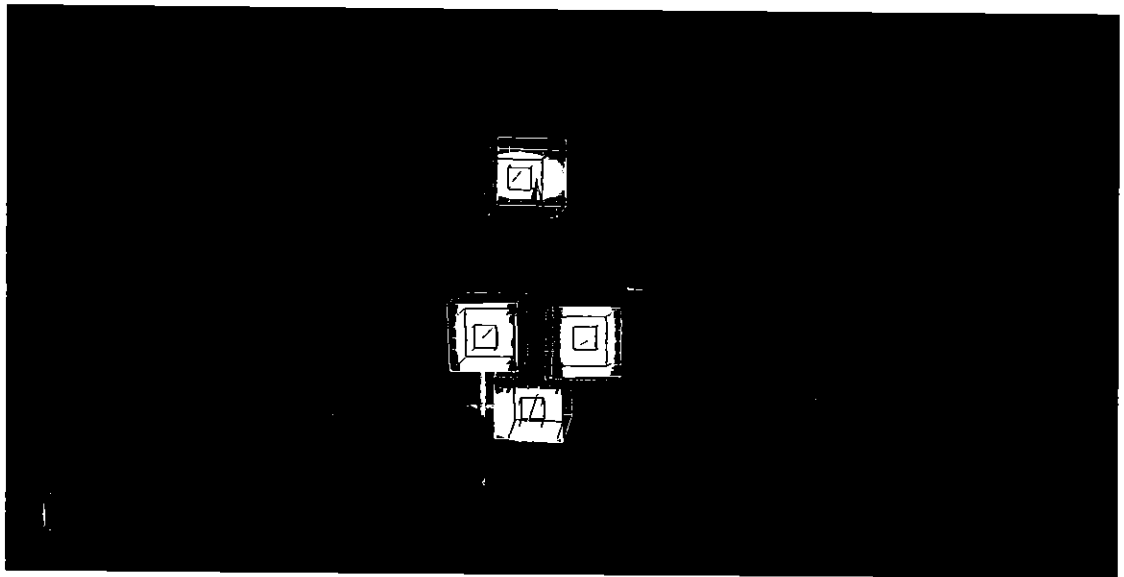
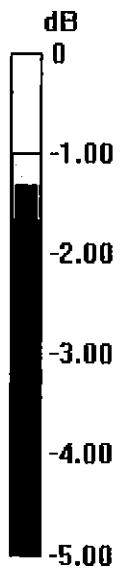
**SAM Head/Ear/Zoom Scan (7x7x7)/Cube 0:** Measurement grid: dx=5mm, dy=5mm, dz=5mm

Reference Value = 55.03 V/m; Power Drift = 0.01 dB

Peak SAR (extrapolated) = 2.90 W/kg

**SAR(1 g) = 2.03 W/kg; SAR(10 g) = 1.37 W/kg**

Maximum value of SAR (measured) = 2.61 W/kg



0 dB = 2.61 W/kg = 4.17 dBW/kg



Accredited by the Swiss Accreditation Service (SAS)  
The Swiss Accreditation Service is one of the signatories to the EA  
Multilateral Agreement for the recognition of calibration certificates

Accreditation No.: **SCS 0108**

Client **PC Test**

Certificate No: **D1900V2-5d141\_Apr18**

**CALIBRATION CERTIFICATE**

Object **D1900V2 - SN:5d141**

Calibration procedure(s) **QA CAL-05.v10  
Calibration procedure for dipole validation kits above 700 MHz**

Calibration date: **April 12, 2018**

*BNV  
05-01-2018*

This calibration certificate documents the traceability to national standards, which realize the physical units of measurements (SI).  
The measurements and the uncertainties with confidence probability are given on the following pages and are part of the certificate.

All calibrations have been conducted in the closed laboratory facility: environment temperature (22 ± 3)°C and humidity < 70%.

Calibration Equipment used (M&TE critical for calibration)

Primary Standards	ID #	Cal Date (Certificate No.)	Scheduled Calibration
Power meter NRP	SN: 104778	04-Apr-18 (No. 217-02672/02673)	Apr-19
Power sensor NRP-Z91	SN: 103244	04-Apr-18 (No. 217-02672)	Apr-19
Power sensor NRP-Z91	SN: 103245	04-Apr-18 (No. 217-02673)	Apr-19
Reference 20 dB Attenuator	SN: 5058 (20k)	04-Apr-18 (No. 217-02682)	Apr-19
Type-N mismatch combination	SN: 5047.2 / 06327	04-Apr-18 (No. 217-02683)	Apr-19
Reference Probe EX3DV4	SN: 7349	30-Dec-17 (No. EX3-7349_Dec17)	Dec-18
DAE4	SN: 601	26-Oct-17 (No. DAE4-601_Oct17)	Oct-18

Secondary Standards	ID #	Check Date (in house)	Scheduled Check
Power meter EPM-442A	SN: GB37480704	07-Oct-15 (in house check Oct-16)	In house check: Oct-18
Power sensor HP 8481A	SN: US37292783	07-Oct-15 (in house check Oct-16)	In house check: Oct-18
Power sensor HP 8481A	SN: MY41092317	07-Oct-15 (in house check Oct-16)	In house check: Oct-18
RF generator R&S SMT-06	SN: 100972	15-Jun-15 (in house check Oct-16)	In house check: Oct-18
Network Analyzer HP 8753E	SN: US37390585	18-Oct-01 (in house check Oct-17)	In house check: Oct-18

Calibrated by: **Jeton Kastrali** (Name) / **Laboratory Technician** (Function) / *[Signature]* (Signature)

Approved by: **Katja Pokovic** (Name) / **Technical Manager** (Function) / *[Signature]* (Signature)

Issued: April 13, 2018

This calibration certificate shall not be reproduced except in full without written approval of the laboratory.



Accredited by the Swiss Accreditation Service (SAS)

The Swiss Accreditation Service is one of the signatories to the EA  
Multilateral Agreement for the recognition of calibration certificates

Accreditation No.: **SCS 0108**

### Glossary:

TSL	tissue simulating liquid
ConvF	sensitivity in TSL / NORM x,y,z
N/A	not applicable or not measured

### Calibration is Performed According to the Following Standards:

- IEEE Std 1528-2013, "IEEE Recommended Practice for Determining the Peak Spatial-Averaged Specific Absorption Rate (SAR) in the Human Head from Wireless Communications Devices: Measurement Techniques", June 2013
- IEC 62209-1, "Measurement procedure for the assessment of Specific Absorption Rate (SAR) from hand-held and body-mounted devices used next to the ear (frequency range of 300 MHz to 6 GHz)", July 2016
- IEC 62209-2, "Procedure to determine the Specific Absorption Rate (SAR) for wireless communication devices used in close proximity to the human body (frequency range of 30 MHz to 6 GHz)", March 2010
- KDB 865664, "SAR Measurement Requirements for 100 MHz to 6 GHz"

### Additional Documentation:

- DASY4/5 System Handbook

### Methods Applied and Interpretation of Parameters:

- Measurement Conditions:** Further details are available from the Validation Report at the end of the certificate. All figures stated in the certificate are valid at the frequency indicated.
- Antenna Parameters with TSL:** The dipole is mounted with the spacer to position its feed point exactly below the center marking of the flat phantom section, with the arms oriented parallel to the body axis.
- Feed Point Impedance and Return Loss:** These parameters are measured with the dipole positioned under the liquid filled phantom. The impedance stated is transformed from the measurement at the SMA connector to the feed point. The Return Loss ensures low reflected power. No uncertainty required.
- Electrical Delay:** One-way delay between the SMA connector and the antenna feed point. No uncertainty required.
- SAR measured:** SAR measured at the stated antenna input power.
- SAR normalized:** SAR as measured, normalized to an input power of 1 W at the antenna connector.
- SAR for nominal TSL parameters:** The measured TSL parameters are used to calculate the nominal SAR result.

The reported uncertainty of measurement is stated as the standard uncertainty of measurement multiplied by the coverage factor  $k=2$ , which for a normal distribution corresponds to a coverage probability of approximately 95%.

## Measurement Conditions

DASY system configuration, as far as not given on page 1.

<b>DASY Version</b>	DASY5	V52.10.0
<b>Extrapolation</b>	Advanced Extrapolation	
<b>Phantom</b>	Modular Flat Phantom	
<b>Distance Dipole Center - TSL</b>	10 mm	with Spacer
<b>Zoom Scan Resolution</b>	dx, dy, dz = 5 mm	
<b>Frequency</b>	1900 MHz $\pm$ 1 MHz	

## Head TSL parameters

The following parameters and calculations were applied.

	Temperature	Permittivity	Conductivity
<b>Nominal Head TSL parameters</b>	22.0 °C	40.0	1.40 mho/m
<b>Measured Head TSL parameters</b>	(22.0 $\pm$ 0.2) °C	41.1 $\pm$ 6 %	1.35 mho/m $\pm$ 6 %
<b>Head TSL temperature change during test</b>	< 0.5 °C	----	----

## SAR result with Head TSL

<b>SAR averaged over 1 cm<sup>3</sup> (1 g) of Head TSL</b>	Condition	
SAR measured	250 mW input power	9.55 W/kg
SAR for nominal Head TSL parameters	normalized to 1W	<b>39.3 W/kg <math>\pm</math> 17.0 % (k=2)</b>

<b>SAR averaged over 10 cm<sup>3</sup> (10 g) of Head TSL</b>	condition	
SAR measured	250 mW input power	5.05 W/kg
SAR for nominal Head TSL parameters	normalized to 1W	<b>20.6 W/kg <math>\pm</math> 16.5 % (k=2)</b>

## Body TSL parameters

The following parameters and calculations were applied.

	Temperature	Permittivity	Conductivity
<b>Nominal Body TSL parameters</b>	22.0 °C	53.3	1.52 mho/m
<b>Measured Body TSL parameters</b>	(22.0 $\pm$ 0.2) °C	55.3 $\pm$ 6 %	1.47 mho/m $\pm$ 6 %
<b>Body TSL temperature change during test</b>	< 0.5 °C	----	----

## SAR result with Body TSL

<b>SAR averaged over 1 cm<sup>3</sup> (1 g) of Body TSL</b>	Condition	
SAR measured	250 mW input power	9.73 W/kg
SAR for nominal Body TSL parameters	normalized to 1W	<b>40.0 W/kg <math>\pm</math> 17.0 % (k=2)</b>

<b>SAR averaged over 10 cm<sup>3</sup> (10 g) of Body TSL</b>	condition	
SAR measured	250 mW input power	5.20 W/kg
SAR for nominal Body TSL parameters	normalized to 1W	<b>21.2 W/kg <math>\pm</math> 16.5 % (k=2)</b>

## Appendix (Additional assessments outside the scope of SCS 0108)

### Antenna Parameters with Head TSL

Impedance, transformed to feed point	53.4 $\Omega$ + 5.9 j $\Omega$
Return Loss	- 23.6 dB

### Antenna Parameters with Body TSL

Impedance, transformed to feed point	48.8 $\Omega$ + 7.2 j $\Omega$
Return Loss	- 22.6 dB

### General Antenna Parameters and Design

Electrical Delay (one direction)	1.198 ns
----------------------------------	----------

After long term use with 100W radiated power, only a slight warming of the dipole near the feedpoint can be measured.

The dipole is made of standard semirigid coaxial cable. The center conductor of the feeding line is directly connected to the second arm of the dipole. The antenna is therefore short-circuited for DC-signals. On some of the dipoles, small end caps are added to the dipole arms in order to improve matching when loaded according to the position as explained in the "Measurement Conditions" paragraph. The SAR data are not affected by this change. The overall dipole length is still according to the Standard.

No excessive force must be applied to the dipole arms, because they might bend or the soldered connections near the feedpoint may be damaged.

### Additional EUT Data

Manufactured by	SPEAG
Manufactured on	March 11, 2011

## DASY5 Validation Report for Head TSL

Date: 12.04.2018

Test Laboratory: SPEAG, Zurich, Switzerland

**DUT: Dipole 1900 MHz; Type: D1900V2; Serial: D1900V2 - SN:5d141**

Communication System: UID 0 - CW; Frequency: 1900 MHz

Medium parameters used:  $f = 1900$  MHz;  $\sigma = 1.35$  S/m;  $\epsilon_r = 41.1$ ;  $\rho = 1000$  kg/m<sup>3</sup>

Phantom section: Flat Section

Measurement Standard: DASY5 (IEEE/IEC/ANSI C63.19-2011)

DASY52 Configuration:

- Probe: EX3DV4 - SN7349; ConvF(8.18, 8.18, 8.18); Calibrated: 30.12.2017;
- Sensor-Surface: 1.4mm (Mechanical Surface Detection)
- Electronics: DAE4 Sn601; Calibrated: 26.10.2017
- Phantom: Flat Phantom 5.0 (front); Type: QD 000 P50 AA; Serial: 1001
- DASY52 52.10.0(1446); SEMCAD X 14.6.10(7417)

### Dipole Calibration for Head Tissue/Pin=250 mW, d=10mm/Zoom Scan (7x7x7)/Cube 0:


Measurement grid: dx=5mm, dy=5mm, dz=5mm

Reference Value = 108.9 V/m; Power Drift = -0.03 dB

Peak SAR (extrapolated) = 17.5 W/kg

**SAR(1 g) = 9.55 W/kg; SAR(10 g) = 5.05 W/kg**

Maximum value of SAR (measured) = 14.7 W/kg



0 dB = 14.7 W/kg = 11.67 dBW/kg



# Impedance Measurement Plot for Head TSL

12 Apr 2018 13:57:42

CH1 S11 1 U FS

1: 53.406  $\Omega$  5.9336  $\Omega$  497.03  $\mu$ H

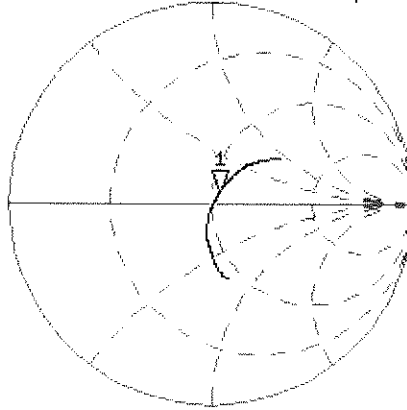
1 900.000 000 MHz

\*  
De1

CA

Avg  
16

H1d



CH2 S11

LOG

5 dB/REF -20 dB

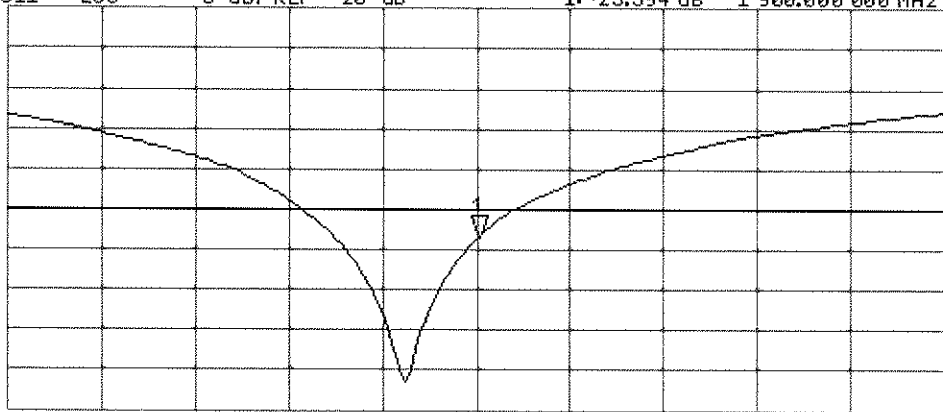
1: -23.594 dB

1 900.000 000 MHz

CA

Avg  
16

H1d



START 1 700.000 000 MHz

STOP 2 100.000 000 MHz

# DASY5 Validation Report for Body TSL

Date: 12.04.2018

Test Laboratory: SPEAG, Zurich, Switzerland

**DUT: Dipole 1900 MHz; Type: D1900V2; Serial: D1900V2 - SN:5d141**

Communication System: UID 0 - CW; Frequency: 1900 MHz

Medium parameters used:  $f = 1900$  MHz;  $\sigma = 1.47$  S/m;  $\epsilon_r = 55.3$ ;  $\rho = 1000$  kg/m<sup>3</sup>

Phantom section: Flat Section

Measurement Standard: DASY5 (IEEE/IEC/ANSI C63.19-2011)

DASY52 Configuration:

- Probe: EX3DV4 - SN7349; ConvF(8.15, 8.15, 8.15); Calibrated: 30.12.2017;
- Sensor-Surface: 1.4mm (Mechanical Surface Detection)
- Electronics: DAE4 Sn601; Calibrated: 26.10.2017
- Phantom: Flat Phantom 5.0 (back); Type: QD 000 P50 AA; Serial: 1002
- DASY52 52.10.0(1446); SEMCAD X 14.6.10(7417)

## Dipole Calibration for Body Tissue/ $P_{in}=250$ mW, $d=10$ mm/Zoom Scan (7x7x7)/Cube 0:


Measurement grid:  $dx=5$ mm,  $dy=5$ mm,  $dz=5$ mm

Reference Value = 103.8 V/m; Power Drift = -0.05 dB

Peak SAR (extrapolated) = 17.1 W/kg

**SAR(1 g) = 9.73 W/kg; SAR(10 g) = 5.2 W/kg**

Maximum value of SAR (measured) = 14.5 W/kg



0 dB = 14.5 W/kg = 11.61 dBW/kg

# Impedance Measurement Plot for Body TSL

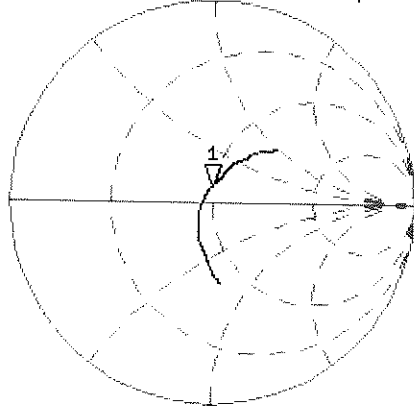
CH1 S11 1 U FS 12 Apr 2018 13:56:24  
 1: 48.797  $\Omega$  7.2422  $\Omega$  606.65  $\mu$ H 1 900.000 000 MHz

\*  
Del

CA

Avg  
16

H1d

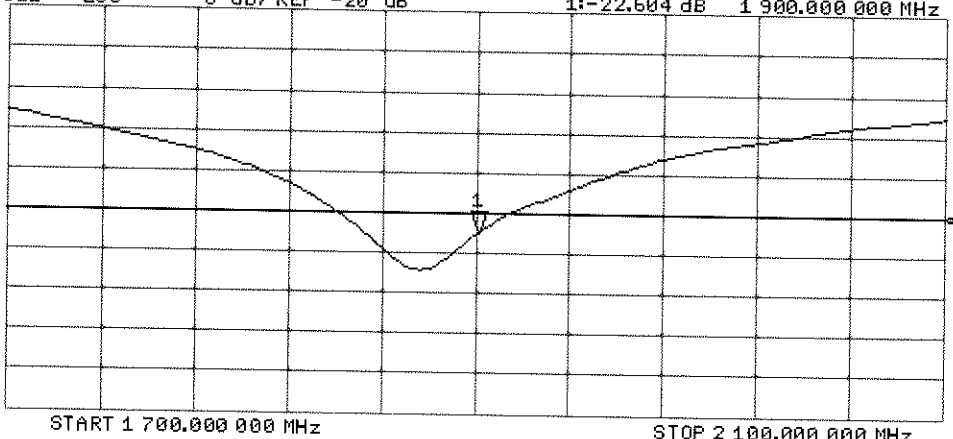


CH2 S11 LOG 5 dB/REF -20 dB 1:-22.604 dB 1 900.000 000 MHz

CA

Avg  
16

H1d





Accredited by the Swiss Accreditation Service (SAS)  
The Swiss Accreditation Service is one of the signatories to the EA  
Multilateral Agreement for the recognition of calibration certificates

Accreditation No.: **SCS 0108**

Client **PC Test**

Certificate No: **D2450V2-981\_Jul16**

## CALIBRATION CERTIFICATE

Object **D2450V2 - SN:981**

Calibration procedure(s) **QA CAL-05.v9  
Calibration procedure for dipole validation kits above 700 MHz**

Calibration date: **July 25, 2016**

*VPN  
8/9/16  
Extended  
7/2017  
SCS*

This calibration certificate documents the traceability to national standards, which realize the physical units of measurements (SI).  
The measurements and the uncertainties with confidence probability are given on the following pages and are part of the certificate.

All calibrations have been conducted in the closed laboratory facility: environment temperature (22 ± 3)°C and humidity < 70%.

Calibration Equipment used (M&TE critical for calibration)

Primary Standards	ID #	Cal Date (Certificate No.)	Scheduled Calibration
Power meter NRP	SN: 104778	06-Apr-16 (No. 217-02288/02289)	Apr-17
Power sensor NRP-Z91	SN: 103244	06-Apr-16 (No. 217-02288)	Apr-17
Power sensor NRP-Z91	SN: 103245	06-Apr-16 (No. 217-02289)	Apr-17
Reference 20 dB Attenuator	SN: 5058 (20k)	05-Apr-16 (No. 217-02292)	Apr-17
Type-N mismatch combination	SN: 5047.2 / 06327	05-Apr-16 (No. 217-02295)	Apr-17
Reference Probe EX3DV4	SN: 7349	15-Jun-16 (No. EX3-7349_Jun16)	Jun-17
DAE4	SN: 601	30-Dec-15 (No. DAE4-601_Dec15)	Dec-16
Secondary Standards	ID #	Check Date (in house)	Scheduled Check
Power meter EPM-442A	SN: GB37480704	07-Oct-15 (No. 217-02222)	In house check: Oct-16
Power sensor HP 8481A	SN: US37292783	07-Oct-15 (No. 217-02222)	In house check: Oct-16
Power sensor HP 8481A	SN: MY41092317	07-Oct-15 (No. 217-02223)	In house check: Oct-16
RF generator R&S SMT-06	SN: 100972	15-Jun-15 (in house check Jun-15)	In house check: Oct-16
Network Analyzer HP 8753E	SN: US37390585	18-Oct-01 (in house check Oct-15)	In house check: Oct-16

Calibrated by: **Michael Weber** (Name) / **Laboratory Technician** (Function) / *M. Weber* (Signature)

Approved by: **Katja Pokovic** (Name) / **Technical Manager** (Function) / *[Signature]*

Issued: July 27, 2016

This calibration certificate shall not be reproduced except in full without written approval of the laboratory.



Accredited by the Swiss Accreditation Service (SAS)  
The Swiss Accreditation Service is one of the signatories to the EA  
Multilateral Agreement for the recognition of calibration certificates

Accreditation No.: **SCS 0108**

### Glossary:

TSL	tissue simulating liquid
ConvF	sensitivity in TSL / NORM x,y,z
N/A	not applicable or not measured

### Calibration is Performed According to the Following Standards:

- IEEE Std 1528-2013, "IEEE Recommended Practice for Determining the Peak Spatial-Averaged Specific Absorption Rate (SAR) in the Human Head from Wireless Communications Devices: Measurement Techniques", June 2013
- IEC 62209-1, "Procedure to measure the Specific Absorption Rate (SAR) for hand-held devices used in close proximity to the ear (frequency range of 300 MHz to 3 GHz)", February 2005
- IEC 62209-2, "Procedure to determine the Specific Absorption Rate (SAR) for wireless communication devices used in close proximity to the human body (frequency range of 30 MHz to 6 GHz)", March 2010
- KDB 865664, "SAR Measurement Requirements for 100 MHz to 6 GHz"

### Additional Documentation:

- DASY4/5 System Handbook

### Methods Applied and Interpretation of Parameters:

- Measurement Conditions:** Further details are available from the Validation Report at the end of the certificate. All figures stated in the certificate are valid at the frequency indicated.
- Antenna Parameters with TSL:** The dipole is mounted with the spacer to position its feed point exactly below the center marking of the flat phantom section, with the arms oriented parallel to the body axis.
- Feed Point Impedance and Return Loss:** These parameters are measured with the dipole positioned under the liquid filled phantom. The impedance stated is transformed from the measurement at the SMA connector to the feed point. The Return Loss ensures low reflected power. No uncertainty required.
- Electrical Delay:** One-way delay between the SMA connector and the antenna feed point. No uncertainty required.
- SAR measured:** SAR measured at the stated antenna input power.
- SAR normalized:** SAR as measured, normalized to an input power of 1 W at the antenna connector.
- SAR for nominal TSL parameters:** The measured TSL parameters are used to calculate the nominal SAR result.

The reported uncertainty of measurement is stated as the standard uncertainty of measurement multiplied by the coverage factor  $k=2$ , which for a normal distribution corresponds to a coverage probability of approximately 95%.

## Measurement Conditions

DASY system configuration, as far as not given on page 1.

DASY Version	DASY5	V52.8.8
Extrapolation	Advanced Extrapolation	
Phantom	Modular Flat Phantom	
Distance Dipole Center - TSL	10 mm	with Spacer
Zoom Scan Resolution	dx, dy, dz = 5 mm	
Frequency	2450 MHz $\pm$ 1 MHz	

## Head TSL parameters

The following parameters and calculations were applied.

	Temperature	Permittivity	Conductivity
Nominal Head TSL parameters	22.0 °C	39.2	1.80 mho/m
Measured Head TSL parameters	(22.0 $\pm$ 0.2) °C	38.0 $\pm$ 6 %	1.86 mho/m $\pm$ 6 %
Head TSL temperature change during test	< 0.5 °C	----	----

## SAR result with Head TSL

SAR averaged over 1 cm <sup>3</sup> (1 g) of Head TSL	Condition	
SAR measured	250 mW input power	13.5 W/kg
SAR for nominal Head TSL parameters	normalized to 1W	52.8 W/kg $\pm$ 17.0 % (k=2)

SAR averaged over 10 cm <sup>3</sup> (10 g) of Head TSL	condition	
SAR measured	250 mW input power	6.26 W/kg
SAR for nominal Head TSL parameters	normalized to 1W	24.7 W/kg $\pm$ 16.5 % (k=2)

## Body TSL parameters

The following parameters and calculations were applied.

	Temperature	Permittivity	Conductivity
Nominal Body TSL parameters	22.0 °C	52.7	1.95 mho/m
Measured Body TSL parameters	(22.0 $\pm$ 0.2) °C	51.8 $\pm$ 6 %	2.03 mho/m $\pm$ 6 %
Body TSL temperature change during test	< 0.5 °C	----	----

## SAR result with Body TSL

SAR averaged over 1 cm <sup>3</sup> (1 g) of Body TSL	Condition	
SAR measured	250 mW input power	13.0 W/kg
SAR for nominal Body TSL parameters	normalized to 1W	50.8 W/kg $\pm$ 17.0 % (k=2)

SAR averaged over 10 cm <sup>3</sup> (10 g) of Body TSL	condition	
SAR measured	250 mW input power	6.04 W/kg
SAR for nominal Body TSL parameters	normalized to 1W	23.8 W/kg $\pm$ 16.5 % (k=2)

## Appendix (Additional assessments outside the scope of SCS 0108)

### Antenna Parameters with Head TSL

Impedance, transformed to feed point	53.2 $\Omega$ + 3.4 j $\Omega$
Return Loss	- 26.9 dB

### Antenna Parameters with Body TSL

Impedance, transformed to feed point	50.2 $\Omega$ + 4.5 j $\Omega$
Return Loss	- 27.0 dB

### General Antenna Parameters and Design

Electrical Delay (one direction)	1.162 ns
----------------------------------	----------

After long term use with 100W radiated power, only a slight warming of the dipole near the feedpoint can be measured.

The dipole is made of standard semirigid coaxial cable. The center conductor of the feeding line is directly connected to the second arm of the dipole. The antenna is therefore short-circuited for DC-signals. On some of the dipoles, small end caps are added to the dipole arms in order to improve matching when loaded according to the position as explained in the "Measurement Conditions" paragraph. The SAR data are not affected by this change. The overall dipole length is still according to the Standard.

No excessive force must be applied to the dipole arms, because they might bend or the soldered connections near the feedpoint may be damaged.

### Additional EUT Data

Manufactured by	SPEAG
Manufactured on	December 30, 2014

# DASY5 Validation Report for Head TSL

Date: 13.07.2016

Test Laboratory: SPEAG, Zurich, Switzerland

**DUT: Dipole 2450 MHz D2450V2; Type: D2450V2; Serial: D2450V2 - SN:981**

Communication System: UID 0 - CW; Frequency: 2450 MHz

Medium parameters used:  $f = 2450$  MHz;  $\sigma = 1.86$  S/m;  $\epsilon_r = 38$ ;  $\rho = 1000$  kg/m<sup>3</sup>

Phantom section: Flat Section

Measurement Standard: DASY5 (IEEE/IEC/ANSI C63.19-2011)

DASY52 Configuration:

- Probe: EX3DV4 - SN7349; ConvF(7.72, 7.72, 7.72); Calibrated: 15.06.2016;
- Sensor-Surface: 1.4mm (Mechanical Surface Detection)
- Electronics: DAE4 Sn601; Calibrated: 30.12.2015
- Phantom: Flat Phantom 5.0 (front); Type: QD000P50AA; Serial: 1001
- DASY52 52.8.8(1258); SEMCAD X 14.6.10(7372)

## Dipole Calibration for Head Tissue/Pin=250 mW, d=10mm/Zoom Scan (7x7x7)/Cube 0:


Measurement grid: dx=5mm, dy=5mm, dz=5mm

Reference Value = 115.8 V/m; Power Drift = 0.02 dB

Peak SAR (extrapolated) = 27.4 W/kg

**SAR(1 g) = 13.5 W/kg; SAR(10 g) = 6.26 W/kg**

Maximum value of SAR (measured) = 22.5 W/kg



0 dB = 22.5 W/kg = 13.52 dBW/kg

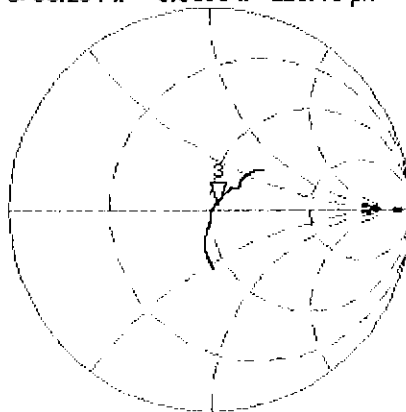


# Impedance Measurement Plot for Head TSL

13 Jul 2016 12:53:29

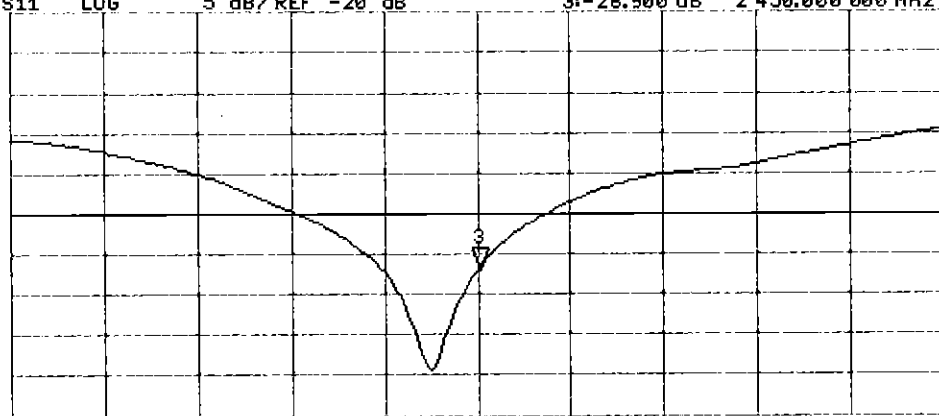
CH1 S11 1 U FS 3: 53.234  $\Omega$  3.3633  $\Omega$  218.48  $\mu\text{H}$  2 450.000 000 MHz

\*  
De l  
CA  
Avg  
16  
H1 d



CH2 S11 LOG 5 dB/REF -20 dB 3:-26.900 dB 2 450.000 000 MHz

CA  
Avg  
16  
H1 d



START 2 250.000 000 MHz

STOP 2 650.000 000 MHz

# DASY5 Validation Report for Body TSL

Date: 25.07.2016

Test Laboratory: SPEAG, Zurich, Switzerland

**DUT: Dipole 2450 MHz D2450V2; Type: D2450V2; Serial: D2450V2 - SN:981**

Communication System: UID 0 - CW; Frequency: 2450 MHz

Medium parameters used:  $f = 2450 \text{ MHz}$ ;  $\sigma = 2.03 \text{ S/m}$ ;  $\epsilon_r = 51.8$ ;  $\rho = 1000 \text{ kg/m}^3$

Phantom section: Flat Section

Measurement Standard: DASY5 (IEEE/IEC/ANSI C63.19-2011)

DASY52 Configuration:

- Probe: EX3DV4 - SN7349; ConvF(7.79, 7.79, 7.79); Calibrated: 15.06.2016;
- Sensor-Surface: 1.4mm (Mechanical Surface Detection)
- Electronics: DAE4 Sn601; Calibrated: 30.12.2015
- Phantom: Flat Phantom 5.0 (back); Type: QD000P50AA; Serial: 1002
- DASY52 52.8.8(1258); SEMCAD X 14.6.10(7372)

## Dipole Calibration for Body Tissue/Pin=250 mW, d=10mm/Zoom Scan (7x7x7)/Cube 0:

Measurement grid: dx=5mm, dy=5mm, dz=5mm

Reference Value = 107.1 V/m; Power Drift = -0.02 dB

Peak SAR (extrapolated) = 26.0 W/kg

**SAR(1 g) = 13 W/kg; SAR(10 g) = 6.04 W/kg**

Maximum value of SAR (measured) = 21.4 W/kg



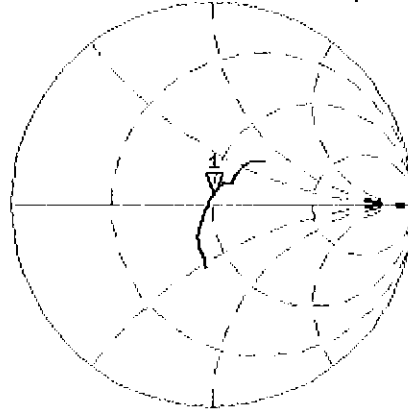
0 dB = 21.4 W/kg = 13.30 dBW/kg

# Impedance Measurement Plot for Body TSL

25 Jul 2016 10:03:11

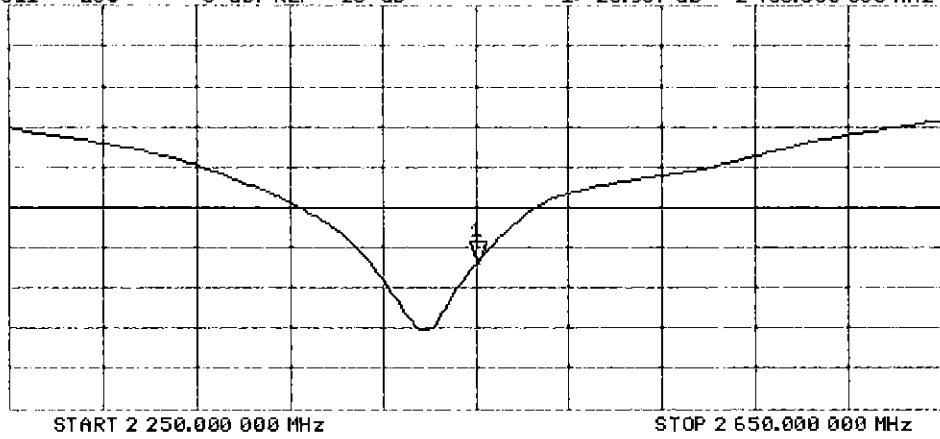
CH1 S11 1 U FS 1: 50.184  $\Omega$  4.4980  $\Omega$  292.20 pF 2 450.000 000 MHz

\*  
De1  
Ca  
Avg  
16  
H1 d



CH2 S11 LOG 5 dB/ REF -20 dB 1: -26.957 dB 2 450.000 000 MHz

Ca  
H1 d



## Certification of Calibration

Object D2450V2 – SN: 981

Calibration procedure(s) Procedure for Calibration Extension for SAR Dipoles.

Calibration date: July 24, 2017

Description: SAR Validation Dipole at 2450 MHz.

**Calibration Equipment used:**

Manufacturer	Model	Description	Cal Date	Cal Interval	Cal Due	Serial Number
Control Company	4040	Therm./Clock/Humidity Monitor	3/31/2017	Biennial	3/31/2019	170232394
Control Company	4352	Ultra Long Stem Thermometer	5/2/2017	Biennial	5/2/2019	170330156
Amplifier Research	1551G6	Amplifier	CBT	N/A	CBT	433971
Narda	4772-3	Attenuator (3dB)	CBT	N/A	CBT	9406
Keysight	772D	Dual Directional Coupler	CBT	N/A	CBT	MY52180215
Keysight Technologies	85033E	Standard Mechanical Calibration Kit (DC to 9GHz, 3.5mm)	6/1/2017	Annual	6/1/2018	MY53401181
Agilent	8753ES	S-Parameter Network Analyzer	10/26/2016	Annual	10/26/2017	US39170118
Mini-Circuits	BW-N20W5+	DC to 18 GHz Precision Fixed 20 dB Attenuator	CBT	N/A	CBT	N/A
SPEAG	DAE4	Dasy Data Acquisition Electronics	9/14/2016	Annual	9/14/2017	1408
SPEAG	DAE4	Dasy Data Acquisition Electronics	2/9/2017	Annual	2/9/2018	1272
SPEAG	DAK-3.5	Dielectric Assessment Kit	5/10/2017	Annual	5/10/2018	1070
SPEAG	ES3DV3	SAR Probe	9/19/2016	Annual	9/19/2017	3287
SPEAG	ES3DV3	SAR Probe	2/10/2017	Annual	2/10/2018	3213
Anritsu	MA2411B	Pulse Power Sensor	2/10/2017	Annual	2/10/2018	1207364
Anritsu	MA2411B	Pulse Power Sensor	2/10/2017	Annual	2/10/2018	1339018
Anritsu	ML2495A	Power Meter	10/16/2015	Biennial	10/16/2017	941001
Agilent	N5182A	MXG Vector Signal Generator	2/28/2017	Annual	2/28/2018	MY47420800
Seekonk	NC-100	Torque Wrench	11/6/2015	Biennial	11/6/2017	N/A
Mini-Circuits	NLP-2950+	Low Pass Filter DC to 2700 MHz	CBT	N/A	CBT	N/A
Pasternack	PE2209-10	Bidirectional Coupler	CBT	N/A	CBT	N/A

Measurement Uncertainty =  $\pm 23\%$  (k=2)

	Name	Function	Signature
Calibrated By:	Brodie Halfoster	Test Engineer	<i>BRODIE HALBFOSTER</i>
Approved By:	Kaitlin O'Keefe	Senior Technical Manager	<i>KOK</i>

# DIPOLE CALIBRATION EXTENSION

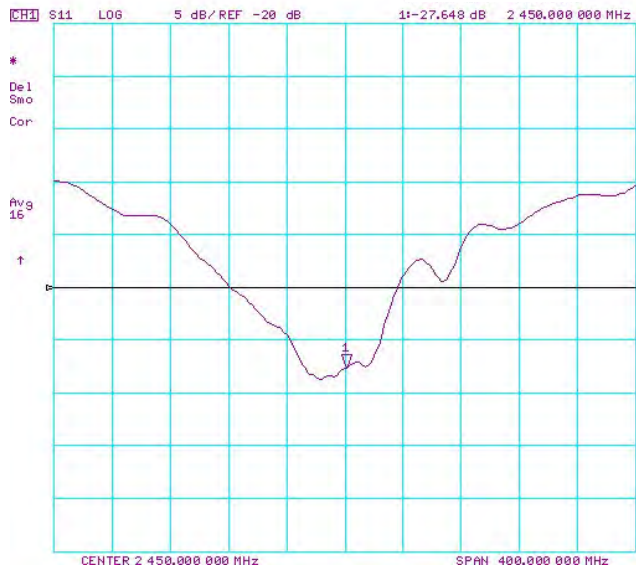
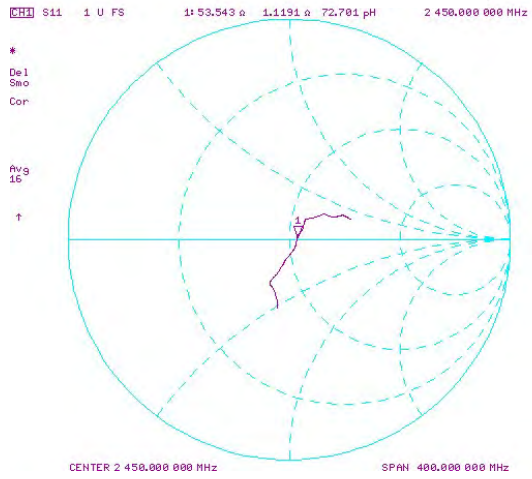
Per KDB 865664 D01, calibration intervals of up to three years may be considered for reference dipoles when it is demonstrated that the SAR target, impedance and return loss of a dipole have remained stable according to the following requirements:

1. The measured SAR does not deviate more than 10% from the target on the calibration certificate.
2. The return-loss does not deviate more than 20% from the previous measurement and meets the required 20dB minimum return-loss requirement.
3. The measurement of real or imaginary parts of impedance does not deviate more than 5Ω from the previous measurement.

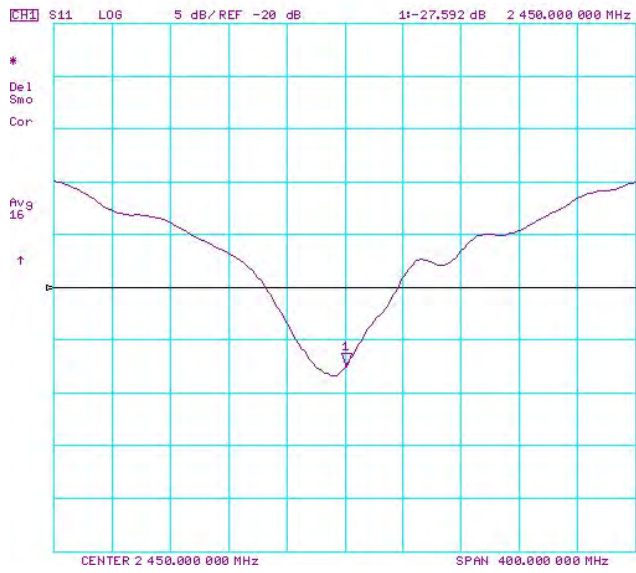
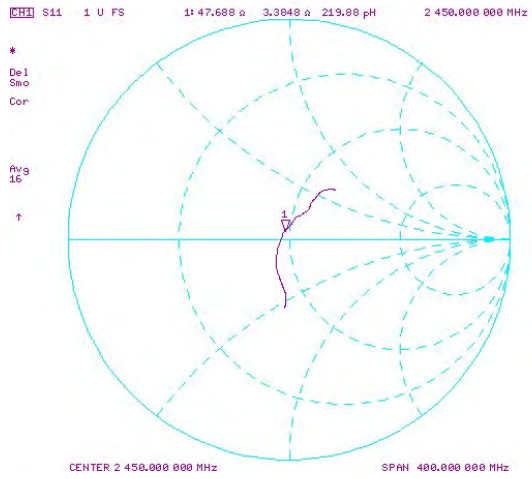
The following dipole was checked to pass the above 3 requirements to have 2-year calibration period from the calibration date:

Calibration Date	Extension Date	Certificate Electrical Delay (ns)	Certificate SAR Target Head (1g) W/kg @ 20.0 dBm	Measured Head SAR (1g) W/kg @ 20.0 dBm	Deviation 1g (%)	Certificate SAR Target Head (10g) W/kg @ 20.0 dBm	Measured Head SAR (10g) W/kg @ 20.0 dBm	Deviation 10g (%)	Certificate Impedance Head (Ohm) Real	Measured Impedance Head (Ohm) Real	Difference (Ohm) Real	Certificate Impedance Head (Ohm) Imaginary	Measured Impedance Head (Ohm) Imaginary	Difference (Ohm) Imaginary	Certificate Return Loss Head (dB)	Measured Return Loss Head (dB)	Deviation (%)	PASS/FAIL
7/25/2016	7/24/2017	1.162	5.28	5.57	5.49%	2.47	2.56	3.64%	53.2	53.5	0.3	3.4	1.1	2.3	-26.9	-27.6	-2.60%	PASS
Calibration Date	Extension Date	Certificate Electrical Delay (ns)	Certificate SAR Target Body (1g) W/kg @ 20.0 dBm	Measured Body SAR (1g) W/kg @ 20.0 dBm	Deviation 1g (%)	Certificate SAR Target Body (10g) W/kg @ 20.0 dBm	Measured Body SAR (10g) W/kg @ 20.0 dBm	Deviation 10g (%)	Certificate Impedance Body (Ohm) Real	Measured Impedance Body (Ohm) Real	Difference (Ohm) Real	Certificate Impedance Body (Ohm) Imaginary	Measured Impedance Body (Ohm) Imaginary	Difference (Ohm) Imaginary	Certificate Return Loss Body (dB)	Measured Return Loss Body (dB)	Deviation (%)	PASS/FAIL
7/25/2016	7/24/2017	1.162	5.08	5.34	5.12%	2.38	2.39	0.42%	50.2	47.7	2.5	4.5	3.4	1.1	-27.0	-27.6	-2.20%	PASS

# Impedance & Return-Loss Measurement Plot for Head TSL



# Impedance & Return-Loss Measurement Plot for Body TSL





Accredited by the Swiss Accreditation Service (SAS)  
The Swiss Accreditation Service is one of the signatories to the EA  
Multilateral Agreement for the recognition of calibration certificates

Accreditation No.: **SCS 0108**

Client **PC Test**

Certificate No: **D5GHzV2-1237\_Aug17**

## CALIBRATION CERTIFICATE

Object **D5GHzV2 - SN:1237**

Calibration procedure(s) **QA CAL-22.v2  
Calibration procedure for dipole validation kits between 3-6 GHz**

Calibration date: **August 15, 2017**

*PMV*  
*8/27/17*

This calibration certificate documents the traceability to national standards, which realize the physical units of measurements (SI).  
The measurements and the uncertainties with confidence probability are given on the following pages and are part of the certificate.

All calibrations have been conducted in the closed laboratory facility: environment temperature ( $22 \pm 3$ )°C and humidity < 70%.

Calibration Equipment used (M&TE critical for calibration)

Primary Standards	ID #	Cal Date (Certificate No.)	Scheduled Calibration
Power meter NRP	SN: 104778	04-Apr-17 (No. 217-02521/02522)	Apr-18
Power sensor NRP-Z91	SN: 103244	04-Apr-17 (No. 217-02521)	Apr-18
Power sensor NRP-Z91	SN: 103245	04-Apr-17 (No. 217-02522)	Apr-18
Reference 20 dB Attenuator	SN: 5058 (20k)	07-Apr-17 (No. 217-02528)	Apr-18
Type-N mismatch combination	SN: 5047.2 / 06327	07-Apr-17 (No. 217-02529)	Apr-18
Reference Probe EX3DV4	SN: 3503	31-Dec-16 (No. EX3-3503_Dec16)	Dec-17
DAE4	SN: 601	28-Mar-17 (No. DAE4-601_Mar17)	Mar-18

Secondary Standards	ID #	Check Date (in house)	Scheduled Check
Power meter EPM-442A	SN: GB37480704	07-Oct-15 (in house check Oct-16)	In house check: Oct-18
Power sensor HP 8481A	SN: US37292783	07-Oct-15 (in house check Oct-16)	In house check: Oct-18
Power sensor HP 8481A	SN: MY41092317	07-Oct-15 (in house check Oct-16)	In house check: Oct-18
RF generator R&S SMT-06	SN: 100972	15-Jun-15 (in house check Oct-16)	In house check: Oct-18
Network Analyzer HP 8753E	SN: US37390585	18-Oct-01 (in house check Oct-16)	In house check: Oct-17

Calibrated by: **Johannes Kurikka**      Function: **Laboratory Technician**

Approved by: **Katja Pokovic**      Technical Manager

Signature  
*[Handwritten Signature]*  
*[Handwritten Signature]*

Issued: August 16, 2017

This calibration certificate shall not be reproduced except in full without written approval of the laboratory.





Accredited by the Swiss Accreditation Service (SAS)  
The Swiss Accreditation Service is one of the signatories to the EA  
Multilateral Agreement for the recognition of calibration certificates

Accreditation No.: **SCS 0108**

### Glossary:

TSL	tissue simulating liquid
ConvF	sensitivity in TSL / NORM x,y,z
N/A	not applicable or not measured

### Calibration is Performed According to the Following Standards:

- IEEE Std 1528-2013, "IEEE Recommended Practice for Determining the Peak Spatial-Averaged Specific Absorption Rate (SAR) in the Human Head from Wireless Communications Devices: Measurement Techniques", June 2013
- IEC 62209-1, "Measurement procedure for the assessment of Specific Absorption Rate (SAR) from hand-held and body-mounted devices used next to the ear (frequency range of 300 MHz to 6 GHz)", July 2016
- IEC 62209-2, "Procedure to determine the Specific Absorption Rate (SAR) for wireless communication devices used in close proximity to the human body (frequency range of 30 MHz to 6 GHz)", March 2010
- KDB 865664, "SAR Measurement Requirements for 100 MHz to 6 GHz"

### Additional Documentation:

- DASY4/5 System Handbook

### Methods Applied and Interpretation of Parameters:

- Measurement Conditions:* Further details are available from the Validation Report at the end of the certificate. All figures stated in the certificate are valid at the frequency indicated.
- Antenna Parameters with TSL:* The dipole is mounted with the spacer to position its feed point exactly below the center marking of the flat phantom section, with the arms oriented parallel to the body axis.
- Feed Point Impedance and Return Loss:* These parameters are measured with the dipole positioned under the liquid filled phantom. The impedance stated is transformed from the measurement at the SMA connector to the feed point. The Return Loss ensures low reflected power. No uncertainty required.
- Electrical Delay:* One-way delay between the SMA connector and the antenna feed point. No uncertainty required.
- SAR measured:* SAR measured at the stated antenna input power.
- SAR normalized:* SAR as measured, normalized to an input power of 1 W at the antenna connector.
- SAR for nominal TSL parameters:* The measured TSL parameters are used to calculate the nominal SAR result.

The reported uncertainty of measurement is stated as the standard uncertainty of measurement multiplied by the coverage factor  $k=2$ , which for a normal distribution corresponds to a coverage probability of approximately 95%.

## Measurement Conditions

DASY system configuration, as far as not given on page 1.

DASY Version	DASY5	V52.10.0
Extrapolation	Advanced Extrapolation	
Phantom	Modular Flat Phantom V5.0	
Distance Dipole Center - TSL	10 mm	with Spacer
Zoom Scan Resolution	dx, dy = 4.0 mm, dz = 1.4 mm	Graded Ratio = 1.4 (Z direction)
Frequency	5250 MHz $\pm$ 1 MHz 5600 MHz $\pm$ 1 MHz 5750 MHz $\pm$ 1 MHz	

## Head TSL parameters at 5250 MHz

The following parameters and calculations were applied.

	Temperature	Permittivity	Conductivity
Nominal Head TSL parameters	22.0 °C	35.9	4.71 mho/m
Measured Head TSL parameters	(22.0 $\pm$ 0.2) °C	34.7 $\pm$ 6 %	4.49 mho/m $\pm$ 6 %
Head TSL temperature change during test	< 0.5 °C	----	----

## SAR result with Head TSL at 5250 MHz

SAR averaged over 1 cm <sup>3</sup> (1 g) of Head TSL	Condition	
SAR measured	100 mW input power	8.14 W/kg
SAR for nominal Head TSL parameters	normalized to 1W	<b>80.7 W/kg <math>\pm</math> 19.9 % (k=2)</b>

SAR averaged over 10 cm <sup>3</sup> (10 g) of Head TSL	condition	
SAR measured	100 mW input power	2.33 W/kg
SAR for nominal Head TSL parameters	normalized to 1W	<b>23.0 W/kg <math>\pm</math> 19.5 % (k=2)</b>

### Head TSL parameters at 5600 MHz

The following parameters and calculations were applied.

	Temperature	Permittivity	Conductivity
Nominal Head TSL parameters	22.0 °C	35.5	5.07 mho/m
Measured Head TSL parameters	(22.0 ± 0.2) °C	34.2 ± 6 %	4.84 mho/m ± 6 %
Head TSL temperature change during test	< 0.5 °C	----	----

### SAR result with Head TSL at 5600 MHz

SAR averaged over 1 cm <sup>3</sup> (1 g) of Head TSL	Condition	
SAR measured	100 mW input power	8.33 W/kg
SAR for nominal Head TSL parameters	normalized to 1W	<b>82.5 W / kg ± 19.9 % (k=2)</b>

SAR averaged over 10 cm <sup>3</sup> (10 g) of Head TSL	condition	
SAR measured	100 mW input power	2.38 W/kg
SAR for nominal Head TSL parameters	normalized to 1W	<b>23.5 W/kg ± 19.5 % (k=2)</b>

### Head TSL parameters at 5750 MHz

The following parameters and calculations were applied.

	Temperature	Permittivity	Conductivity
Nominal Head TSL parameters	22.0 °C	35.4	5.22 mho/m
Measured Head TSL parameters	(22.0 ± 0.2) °C	34.0 ± 6 %	4.99 mho/m ± 6 %
Head TSL temperature change during test	< 0.5 °C	----	----

### SAR result with Head TSL at 5750 MHz

SAR averaged over 1 cm <sup>3</sup> (1 g) of Head TSL	Condition	
SAR measured	100 mW input power	8.10 W/kg
SAR for nominal Head TSL parameters	normalized to 1W	<b>80.2 W/kg ± 19.9 % (k=2)</b>

SAR averaged over 10 cm <sup>3</sup> (10 g) of Head TSL	condition	
SAR measured	100 mW input power	2.31 W/kg
SAR for nominal Head TSL parameters	normalized to 1W	<b>22.8 W/kg ± 19.5 % (k=2)</b>

### Body TSL parameters at 5250 MHz

The following parameters and calculations were applied.

	Temperature	Permittivity	Conductivity
Nominal Body TSL parameters	22.0 °C	48.9	5.36 mho/m
Measured Body TSL parameters	(22.0 ± 0.2) °C	47.0 ± 6 %	5.46 mho/m ± 6 %
Body TSL temperature change during test	< 0.5 °C	----	----

### SAR result with Body TSL at 5250 MHz

SAR averaged over 1 cm <sup>3</sup> (1 g) of Body TSL	Condition	
SAR measured	100 mW input power	7.75 W/kg
SAR for nominal Body TSL parameters	normalized to 1W	76.9 W/kg ± 19.9 % (k=2)

SAR averaged over 10 cm <sup>3</sup> (10 g) of Body TSL	condition	
SAR measured	100 mW input power	2.17 W/kg
SAR for nominal Body TSL parameters	normalized to 1W	21.5 W/kg ± 19.5 % (k=2)

### Body TSL parameters at 5600 MHz

The following parameters and calculations were applied.

	Temperature	Permittivity	Conductivity
Nominal Body TSL parameters	22.0 °C	48.5	5.77 mho/m
Measured Body TSL parameters	(22.0 ± 0.2) °C	46.4 ± 6 %	5.93 mho/m ± 6 %
Body TSL temperature change during test	< 0.5 °C	----	----

### SAR result with Body TSL at 5600 MHz

SAR averaged over 1 cm <sup>3</sup> (1 g) of Body TSL	Condition	
SAR measured	100 mW input power	7.91 W/kg
SAR for nominal Body TSL parameters	normalized to 1W	78.5 W/kg ± 19.9 % (k=2)

SAR averaged over 10 cm <sup>3</sup> (10 g) of Body TSL	condition	
SAR measured	100 mW input power	2.23 W/kg
SAR for nominal Body TSL parameters	normalized to 1W	22.1 W/kg ± 19.5 % (k=2)

### Body TSL parameters at 5750 MHz

The following parameters and calculations were applied.

	Temperature	Permittivity	Conductivity
Nominal Body TSL parameters	22.0 °C	48.3	5.94 mho/m
Measured Body TSL parameters	(22.0 ± 0.2) °C	46.2 ± 6 %	6.13 mho/m ± 6 %
Body TSL temperature change during test	< 0.5 °C	----	----

### SAR result with Body TSL at 5750 MHz

SAR averaged over 1 cm <sup>3</sup> (1 g) of Body TSL	Condition	
SAR measured	100 mW input power	7.77 W/kg
SAR for nominal Body TSL parameters	normalized to 1W	77.1 W/kg ± 19.9 % (k=2)

SAR averaged over 10 cm <sup>3</sup> (10 g) of Body TSL	condition	
SAR measured	100 mW input power	2.16 W/kg
SAR for nominal Body TSL parameters	normalized to 1W	21.4 W/kg ± 19.5 % (k=2)

## Appendix (Additional assessments outside the scope of SCS 0108)

### Antenna Parameters with Head TSL at 5250 MHz

Impedance, transformed to feed point	49.9 $\Omega$ - 5.3 j $\Omega$
Return Loss	- 25.5 dB

### Antenna Parameters with Head TSL at 5600 MHz

Impedance, transformed to feed point	51.9 $\Omega$ + 2.3 j $\Omega$
Return Loss	- 30.7 dB

### Antenna Parameters with Head TSL at 5750 MHz

Impedance, transformed to feed point	55.6 $\Omega$ - 0.5 j $\Omega$
Return Loss	- 25.5 dB

### Antenna Parameters with Body TSL at 5250 MHz

Impedance, transformed to feed point	46.9 $\Omega$ - 4.2 j $\Omega$
Return Loss	- 25.4 dB

### Antenna Parameters with Body TSL at 5600 MHz

Impedance, transformed to feed point	50.2 $\Omega$ + 3.0 j $\Omega$
Return Loss	- 30.4 dB

### Antenna Parameters with Body TSL at 5750 MHz

Impedance, transformed to feed point	53.4 $\Omega$ + 0.2 j $\Omega$
Return Loss	- 29.7 dB

## General Antenna Parameters and Design

Electrical Delay (one direction)	1.194 ns
----------------------------------	----------

After long term use with 100W radiated power, only a slight warming of the dipole near the feedpoint can be measured.

The dipole is made of standard semirigid coaxial cable. The center conductor of the feeding line is directly connected to the second arm of the dipole. The antenna is therefore short-circuited for DC-signals. On some of the dipoles, small end caps are added to the dipole arms in order to improve matching when loaded according to the position as explained in the "Measurement Conditions" paragraph. The SAR data are not affected by this change. The overall dipole length is still according to the Standard.

No excessive force must be applied to the dipole arms, because they might bend or the soldered connections near the feedpoint may be damaged.

## Additional EUT Data

Manufactured by	SPEAG
Manufactured on	May 04, 2015

## DASY5 Validation Report for Head TSL

Date: 15.08.2017

Test Laboratory: SPEAG, Zurich, Switzerland

**DUT: Dipole D5GHzV2; Type: D5GHzV2; Serial: D5GHzV2 - SN: 1237**

Communication System: UID 0 - CW; Frequency: 5250 MHz, Frequency: 5600 MHz, Frequency: 5750 MHz  
Medium parameters used:  $f = 5250$  MHz;  $\sigma = 4.49$  S/m;  $\epsilon_r = 34.7$ ;  $\rho = 1000$  kg/m<sup>3</sup>,  
Medium parameters used:  $f = 5600$  MHz;  $\sigma = 4.84$  S/m;  $\epsilon_r = 34.2$ ;  $\rho = 1000$  kg/m<sup>3</sup>,  
Medium parameters used:  $f = 5750$  MHz;  $\sigma = 4.99$  S/m;  $\epsilon_r = 34$ ;  $\rho = 1000$  kg/m<sup>3</sup>  
Phantom section: Flat Section  
Measurement Standard: DASY5 (IEEE/IEC/ANSI C63.19-2011)

DASY52 Configuration:

- Probe: EX3DV4 - SN3503; ConvF(5.58, 5.58, 5.58); Calibrated: 31.12.2016, ConvF(5.09, 5.09, 5.09); Calibrated: 31.12.2016, ConvF(5.02, 5.02, 5.02); Calibrated: 31.12.2016;
- Sensor-Surface: 1.4mm (Mechanical Surface Detection)
- Electronics: DAE4 Sn601; Calibrated: 28.03.2017
- Phantom: Flat Phantom 5.0 (front); Type: QD 000 P50 AA; Serial: 1001
- DASY52 52.10.0(1446); SEMCAD X 14.6.10(7417)

**Dipole Calibration for Head Tissue/Pin=100mW, dist=10mm, f=5250 MHz/Zoom Scan, dist=1.4mm (8x8x7)/Cube 0:** Measurement grid: dx=4mm, dy=4mm, dz=1.4mm

Reference Value = 70.08 V/m; Power Drift = -0.06 dB

Peak SAR (extrapolated) = 30.6 W/kg

**SAR(1 g) = 8.14 W/kg; SAR(10 g) = 2.33 W/kg**

Maximum value of SAR (measured) = 19.2 W/kg

**Dipole Calibration for Head Tissue/Pin=100mW, dist=10mm, f=5600 MHz/Zoom Scan, dist=1.4mm (8x8x7)/Cube 0:** Measurement grid: dx=4mm, dy=4mm, dz=1.4mm

Reference Value = 70.04 V/m; Power Drift = -0.06 dB

Peak SAR (extrapolated) = 32.7 W/kg

**SAR(1 g) = 8.33 W/kg; SAR(10 g) = 2.38 W/kg**

Maximum value of SAR (measured) = 19.8 W/kg


**Dipole Calibration for Head Tissue/Pin=100mW, dist=10mm, f=5750 MHz/Zoom Scan, dist=1.4mm (8x8x7)/Cube 0:** Measurement grid: dx=4mm, dy=4mm, dz=1.4mm

Reference Value = 69.11 V/m; Power Drift = -0.09 dB

Peak SAR (extrapolated) = 32.4 W/kg

**SAR(1 g) = 8.1 W/kg; SAR(10 g) = 2.31 W/kg**

Maximum value of SAR (measured) = 19.6 W/kg



0 dB = 19.2 W/kg = 12.83 dBW/kg

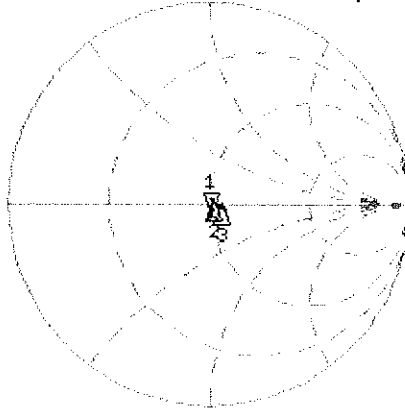


# Impedance Measurement Plot for Head TSL

9 Aug 2017 12:04:29

CH1 S11 1 U FS 1: 49.920  $\Omega$  -5.3223  $\Omega$  5.6959 pF 5 250.000 000 MHz

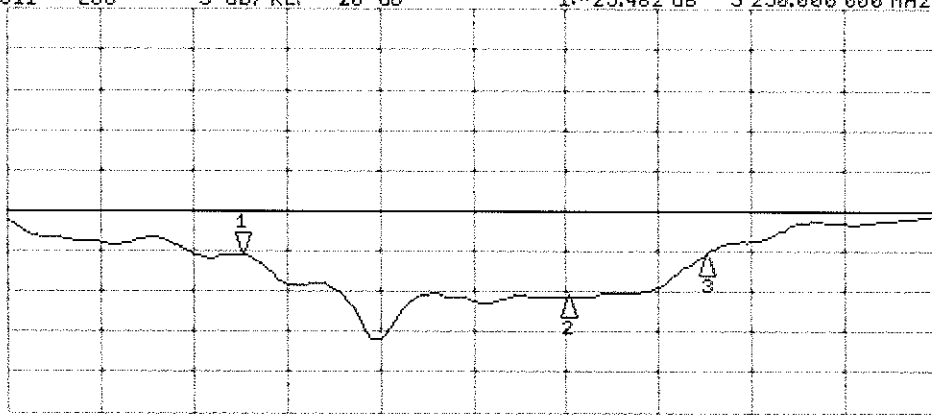
\*  
De1  
Cor  
Avg  
16  
H1d



CH1 Markers  
2: 51.904  $\Omega$   
2.3008  $\Omega$   
5.60000 GHz  
3: 55.609  $\Omega$   
-492.19 m $\Omega$   
5.75000 GHz

CH2 S11 LOG 5 dB/ REF -20 dB 1: -25.482 dB 5 250.000 000 MHz

Cor  
Avg  
16  
H1d



CH2 Markers  
2: -30.654 dB  
5.60000 GHz  
3: -25.460 dB  
5.75000 GHz

START 5 000.000 000 MHz

STOP 6 000.000 000 MHz

## DASY5 Validation Report for Body TSL

Date: 08.08.2017

Test Laboratory: SPEAG, Zurich, Switzerland

**DUT: Dipole D5GHzV2; Type: D5GHzV2; Serial: D5GHzV2 - SN: 1237**

Communication System: UID 0 - CW; Frequency: 5250 MHz, Frequency: 5600 MHz, Frequency: 5750 MHz  
Medium parameters used:  $f = 5250$  MHz;  $\sigma = 5.46$  S/m;  $\epsilon_r = 47$ ;  $\rho = 1000$  kg/m<sup>3</sup>,  
Medium parameters used:  $f = 5600$  MHz;  $\sigma = 5.93$  S/m;  $\epsilon_r = 46.4$ ;  $\rho = 1000$  kg/m<sup>3</sup>,  
Medium parameters used:  $f = 5750$  MHz;  $\sigma = 6.13$  S/m;  $\epsilon_r = 46.2$ ;  $\rho = 1000$  kg/m<sup>3</sup>  
Phantom section: Flat Section  
Measurement Standard: DASY5 (IEEE/IEC/ANSI C63.19-2011)

DASY52 Configuration:

- Probe: EX3DV4 - SN3503; ConvF(5.14, 5.14, 5.14); Calibrated: 31.12.2016, ConvF(4.57, 4.57, 4.57); Calibrated: 31.12.2016, ConvF(4.51, 4.51, 4.51); Calibrated: 31.12.2016;
- Sensor-Surface: 1.4mm (Mechanical Surface Detection)
- Electronics: DAE4 Sn601; Calibrated: 28.03.2017
- Phantom: Flat Phantom 5.0 (back); Type: QD 000 P50 AA; Serial: 1002
- DASY52 52.10.0(1446); SEMCAD X 14.6.10(7417)

**Dipole Calibration for Body Tissue/Pin=100mW, dist=10mm, f=5250MHz/Zoom Scan, dist=1.4mm (8x8x7)/Cube 0:** Measurement grid: dx=4mm, dy=4mm, dz=1.4mm

Reference Value = 65.87 V/m; Power Drift = -0.05 dB

Peak SAR (extrapolated) = 29.9 W/kg

**SAR(1 g) = 7.75 W/kg; SAR(10 g) = 2.17 W/kg**

Maximum value of SAR (measured) = 18.4 W/kg

**Dipole Calibration for Body Tissue/Pin=100mW, dist=10mm, f=5600 MHz/Zoom Scan, dist=1.4mm (8x8x7)/Cube 0:** Measurement grid: dx=4mm, dy=4mm, dz=1.4mm

Reference Value = 65.11 V/m; Power Drift = -0.05 dB

Peak SAR (extrapolated) = 33.0 W/kg

**SAR(1 g) = 7.91 W/kg; SAR(10 g) = 2.23 W/kg**

Maximum value of SAR (measured) = 19.3 W/kg


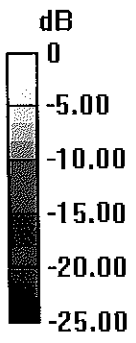
**Dipole Calibration for Body Tissue/Pin=100mW, dist=10mm, f=5750 MHz/Zoom Scan, dist=1.4mm (8x8x7)/Cube 0:** Measurement grid: dx=4mm, dy=4mm, dz=1.4mm

Reference Value = 63.64 V/m; Power Drift = -0.08 dB

Peak SAR (extrapolated) = 33.8 W/kg

**SAR(1 g) = 7.77 W/kg; SAR(10 g) = 2.16 W/kg**

Maximum value of SAR (measured) = 19.1 W/kg



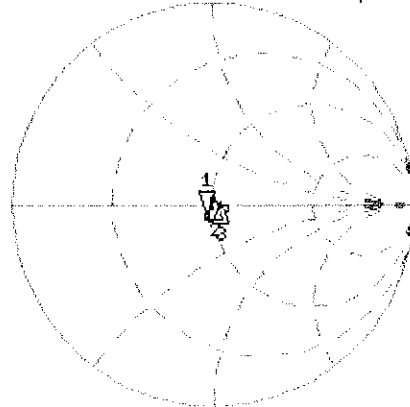
0 dB = 18.4 W/kg = 12.65 dBW/kg

# Impedance Measurement Plot for Body TSL

8 Aug 2017 15:23:50

CH1 S11 1 U FS 1: 46.885  $\Omega$  -4.1973  $\Omega$  7.2226 pF 5 250.000 000 MHz

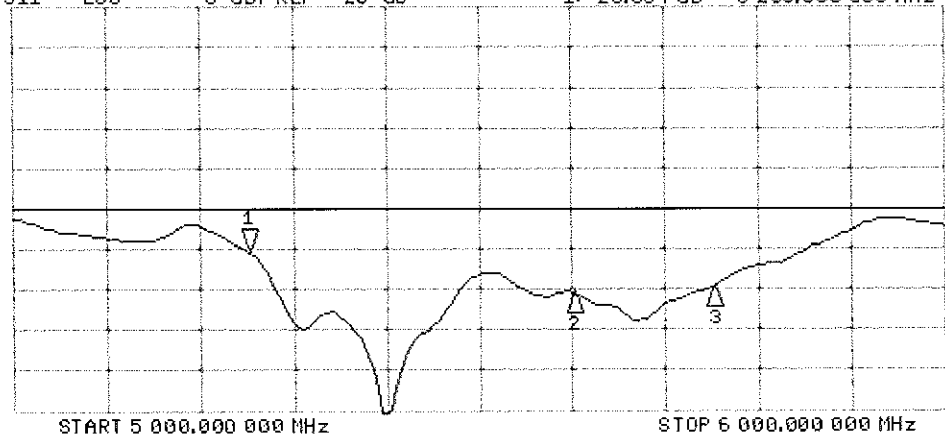
\*  
De1  
Cor  
Avg  
16  
H1d



CH1 Markers  
2: 50.184  $\Omega$   
3: 0.215  $\Omega$   
5.60000 GHz  
3: 53.363  $\Omega$   
0.1719  $\Omega$   
5.75000 GHz

CH2 S11 LOG 5 dB/REF -20 dB 1: -25.364 dB 5 250.000 000 MHz

Cor  
Avg  
16  
H1d



CH2 Markers  
2: -30.389 dB  
5.60000 GHz  
3: -29.742 dB  
5.75000 GHz



Accredited by the Swiss Accreditation Service (SAS)  
The Swiss Accreditation Service is one of the signatories to the EA  
Multilateral Agreement for the recognition of calibration certificates

Accreditation No.: **SCS 0108**

Client **PC Test**

Certificate No: **ES3-3213\_Feb18**

**CALIBRATION CERTIFICATE**

Object: **ES3DV3 - SN:3213**

Calibration procedure(s): **QA CAL-01.v9, QA CAL-23.v5, QA CAL-25.v6  
Calibration procedure for dosimetric E-field probes**

Calibration date: **February 13, 2018**

This calibration certificate documents the traceability to national standards, which realize the physical units of measurements (SI).  
The measurements and the uncertainties with confidence probability are given on the following pages and are part of the certificate.

All calibrations have been conducted in the closed laboratory facility: environment temperature (22 ± 3)°C and humidity < 70%.

Calibration Equipment used (M&TE critical for calibration)

*BNI ✓  
03-02-2018*

Primary Standards	ID	Cal Date (Certificate No.)	Scheduled Calibration
Power meter NRP	SN: 104778	04-Apr-17 (No. 217-02521/02522)	Apr-18
Power sensor NRP-Z91	SN: 103244	04-Apr-17 (No. 217-02521)	Apr-18
Power sensor NRP-Z91	SN: 103245	04-Apr-17 (No. 217-02525)	Apr-18
Reference 20 dB Attenuator	SN: S5277 (20x)	07-Apr-17 (No. 217-02528)	Apr-18
Reference Probe ES3DV2	SN: 3013	30-Dec-17 (No. ES3-3013_Dec17)	Dec-18
DAE4	SN: 660	21-Dec-17 (No. DAE4-660_Dec17)	Dec-18
Secondary Standards	ID	Check Date (in house)	Scheduled Check
Power meter E4419B	SN: GB41293874	06-Apr-16 (in house check Jun-16)	In house check: Jun-18
Power sensor E4412A	SN: MY41498087	06-Apr-16 (in house check Jun-16)	In house check: Jun-18
Power sensor E4412A	SN: 000110210	06-Apr-16 (in house check Jun-16)	In house check: Jun-18
RF generator HP 8648C	SN: US3642U01700	04-Aug-99 (in house check Jun-16)	In house check: Jun-18
Network Analyzer HP 8753E	SN: US37390585	18-Oct-01 (in house check Oct-17)	In house check: Oct-18

Calibrated by:	Name <b>Michael Weber</b>	Function <b>Laboratory Technician</b>	Signature 
Approved by:	Name <b>Katja Pokovic</b>	Function <b>Technical Manager</b>	Signature 

Issued: February 13, 2018

This calibration certificate shall not be reproduced except in full without written approval of the laboratory.



Accredited by the Swiss Accreditation Service (SAS)

The Swiss Accreditation Service is one of the signatories to the EA  
Multilateral Agreement for the recognition of calibration certificates

Accreditation No.: **SCS 0108**

### Glossary:

TSL	tissue simulating liquid
NORM <sub>x,y,z</sub>	sensitivity in free space
ConvF	sensitivity in TSL / NORM <sub>x,y,z</sub>
DCP	diode compression point
CF	crest factor (1/duty_cycle) of the RF signal
A, B, C, D	modulation dependent linearization parameters
Polarization $\varphi$	$\varphi$ rotation around probe axis
Polarization $\vartheta$	$\vartheta$ rotation around an axis that is in the plane normal to probe axis (at measurement center), i.e., $\vartheta = 0$ is normal to probe axis
Connector Angle	information used in DASY system to align probe sensor X to the robot coordinate system

### Calibration is Performed According to the Following Standards:

- IEEE Std 1528-2013, "IEEE Recommended Practice for Determining the Peak Spatial-Averaged Specific Absorption Rate (SAR) in the Human Head from Wireless Communications Devices: Measurement Techniques", June 2013
- IEC 62209-1, "Measurement procedure for the assessment of Specific Absorption Rate (SAR) from hand-held and body-mounted devices used next to the ear (frequency range of 300 MHz to 6 GHz)", July 2016
- IEC 62209-2, "Procedure to determine the Specific Absorption Rate (SAR) for wireless communication devices used in close proximity to the human body (frequency range of 30 MHz to 6 GHz)", March 2010
- KDB 865664, "SAR Measurement Requirements for 100 MHz to 6 GHz"

### Methods Applied and Interpretation of Parameters:

- NORM<sub>x,y,z</sub>**: Assessed for E-field polarization  $\vartheta = 0$  ( $f \leq 900$  MHz in TEM-cell;  $f > 1800$  MHz: R22 waveguide). NORM<sub>x,y,z</sub> are only intermediate values, i.e., the uncertainties of NORM<sub>x,y,z</sub> does not affect the E<sup>2</sup>-field uncertainty inside TSL (see below ConvF).
- NORM(f)<sub>x,y,z</sub>** = NORM<sub>x,y,z</sub> \* frequency\_response (see Frequency Response Chart). This linearization is implemented in DASY4 software versions later than 4.2. The uncertainty of the frequency response is included in the stated uncertainty of ConvF.
- DCP<sub>x,y,z</sub>**: DCP are numerical linearization parameters assessed based on the data of power sweep with CW signal (no uncertainty required). DCP does not depend on frequency nor media.
- PAR**: PAR is the Peak to Average Ratio that is not calibrated but determined based on the signal characteristics
- A<sub>x,y,z</sub>; B<sub>x,y,z</sub>; C<sub>x,y,z</sub>; D<sub>x,y,z</sub>; VR<sub>x,y,z</sub>**; A, B, C, D are numerical linearization parameters assessed based on the data of power sweep for specific modulation signal. The parameters do not depend on frequency nor media. VR is the maximum calibration range expressed in RMS voltage across the diode.
- ConvF and Boundary Effect Parameters**: Assessed in flat phantom using E-field (or Temperature Transfer Standard for  $f \leq 800$  MHz) and inside waveguide using analytical field distributions based on power measurements for  $f > 800$  MHz. The same setups are used for assessment of the parameters applied for boundary compensation (alpha, depth) of which typical uncertainty values are given. These parameters are used in DASY4 software to improve probe accuracy close to the boundary. The sensitivity in TSL corresponds to NORM<sub>x,y,z</sub> \* ConvF whereby the uncertainty corresponds to that given for ConvF. A frequency dependent ConvF is used in DASY version 4.4 and higher which allows extending the validity from  $\pm 50$  MHz to  $\pm 100$  MHz.
- Spherical isotropy (3D deviation from isotropy)**: in a field of low gradients realized using a flat phantom exposed by a patch antenna.
- Sensor Offset**: The sensor offset corresponds to the offset of virtual measurement center from the probe tip (on probe axis). No tolerance required.
- Connector Angle**: The angle is assessed using the information gained by determining the NORM<sub>x</sub> (no uncertainty required).

# Probe ES3DV3

## SN:3213

Manufactured: October 14, 2008  
Calibrated: February 13, 2018

Calibrated for DASY/EASY Systems  
(Note: non-compatible with DASY2 system!)

# DASY/EASY - Parameters of Probe: ES3DV3 - SN:3213

## Basic Calibration Parameters

	Sensor X	Sensor Y	Sensor Z	Unc (k=2)
Norm ( $\mu V/(V/m)^2$ ) <sup>A</sup>	1.43	1.32	1.29	$\pm 10.1 \%$
DCP (mV) <sup>B</sup>	100.3	104.3	100.0	

## Modulation Calibration Parameters

UID	Communication System Name		A dB	B dB $\sqrt{\mu V}$	C	D dB	VR mV	Unc <sup>E</sup> (k=2)
0	CW	X	0.0	0.0	1.0	0.00	219.3	$\pm 2.7 \%$
		Y	0.0	0.0	1.0		219.1	
		Z	0.0	0.0	1.0		213.7	

Note: For details on UID parameters see Appendix.

## Sensor Model Parameters

	C1 fF	C2 fF	$\alpha$ V <sup>-1</sup>	T1 ms.V <sup>-2</sup>	T2 ms.V <sup>-1</sup>	T3 ms	T4 V <sup>-2</sup>	T5 V <sup>-1</sup>	T6
X	55.43	404.4	36.34	28.23	1.967	5.10	0.398	0.555	1.011
Y	56.36	406.4	35.71	28.34	2.153	5.10	1.040	0.438	1.013
Z	52.80	385.3	36.34	28.19	1.829	5.10	0.000	0.541	1.011

The reported uncertainty of measurement is stated as the standard uncertainty of measurement multiplied by the coverage factor k=2, which for a normal distribution corresponds to a coverage probability of approximately 95%.

<sup>A</sup> The uncertainties of Norm X,Y,Z do not affect the E<sup>2</sup>-field uncertainty inside TSL (see Pages 5 and 6).

<sup>B</sup> Numerical linearization parameter: uncertainty not required.

<sup>E</sup> Uncertainty is determined using the max. deviation from linear response applying rectangular distribution and is expressed for the square of the field value.



## DASY/EASY - Parameters of Probe: ES3DV3 - SN:3213

### Calibration Parameter Determined in Head Tissue Simulating Media

f (MHz) <sup>C</sup>	Relative Permittivity <sup>F</sup>	Conductivity (S/m) <sup>F</sup>	ConvF X	ConvF Y	ConvF Z	Alpha <sup>G</sup>	Depth <sup>G</sup> (mm)	Unc (k=2)
750	41.9	0.89	6.75	6.75	6.75	0.64	1.30	± 12.0 %
835	41.5	0.90	6.42	6.42	6.42	0.48	1.50	± 12.0 %
1750	40.1	1.37	5.45	5.45	5.45	0.52	1.41	± 12.0 %
1900	40.0	1.40	5.30	5.30	5.30	0.79	1.17	± 12.0 %
2300	39.5	1.67	4.94	4.94	4.94	0.59	1.37	± 12.0 %
2450	39.2	1.80	4.72	4.72	4.72	0.80	1.21	± 12.0 %
2600	39.0	1.96	4.53	4.53	4.53	0.72	1.33	± 12.0 %

<sup>C</sup> Frequency validity above 300 MHz of ± 100 MHz only applies for DASY v4.4 and higher (see Page 2), else it is restricted to ± 50 MHz. The uncertainty is the RSS of the ConvF uncertainty at calibration frequency and the uncertainty for the indicated frequency band. Frequency validity below 300 MHz is ± 10, 25, 40, 50 and 70 MHz for ConvF assessments at 30, 64, 128, 150 and 220 MHz respectively. Above 5 GHz frequency validity can be extended to ± 110 MHz.

<sup>F</sup> At frequencies below 3 GHz, the validity of tissue parameters ( $\epsilon$  and  $\sigma$ ) can be relaxed to ± 10% if liquid compensation formula is applied to measured SAR values. At frequencies above 3 GHz, the validity of tissue parameters ( $\epsilon$  and  $\sigma$ ) is restricted to ± 5%. The uncertainty is the RSS of the ConvF uncertainty for indicated target tissue parameters.

<sup>G</sup> Alpha/Depth are determined during calibration. SPEAG warrants that the remaining deviation due to the boundary effect after compensation is always less than ± 1% for frequencies below 3 GHz and below ± 2% for frequencies between 3-6 GHz at any distance larger than half the probe tip diameter from the boundary.

## DASY/EASY - Parameters of Probe: ES3DV3 - SN:3213

### Calibration Parameter Determined in Body Tissue Simulating Media

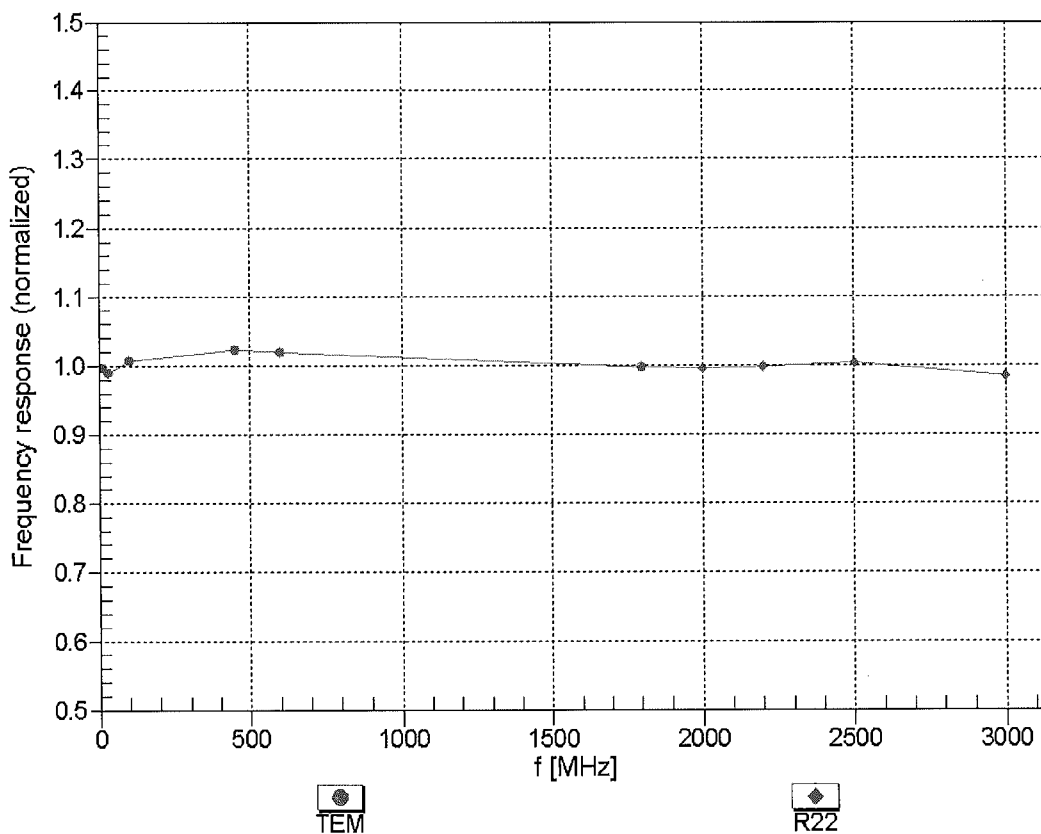
f (MHz) <sup>C</sup>	Relative Permittivity <sup>F</sup>	Conductivity (S/m) <sup>F</sup>	ConvF X	ConvF Y	ConvF Z	Alpha <sup>G</sup>	Depth <sup>G</sup> (mm)	Unc (k=2)
750	55.5	0.96	6.30	6.30	6.30	0.80	1.13	± 12.0 %
835	55.2	0.97	6.20	6.20	6.20	0.41	1.66	± 12.0 %
1750	53.4	1.49	5.10	5.10	5.10	0.37	1.82	± 12.0 %
1900	53.3	1.52	4.88	4.88	4.88	0.59	1.51	± 12.0 %
2300	52.9	1.81	4.62	4.62	4.62	0.80	1.30	± 12.0 %
2450	52.7	1.95	4.53	4.53	4.53	0.80	1.25	± 12.0 %
2600	52.5	2.16	4.33	4.33	4.33	0.80	1.25	± 12.0 %

<sup>C</sup> Frequency validity above 300 MHz of ± 100 MHz only applies for DASY v4.4 and higher (see Page 2), else it is restricted to ± 50 MHz. The uncertainty is the RSS of the ConvF uncertainty at calibration frequency and the uncertainty for the indicated frequency band. Frequency validity below 300 MHz is ± 10, 25, 40, 50 and 70 MHz for ConvF assessments at 30, 64, 128, 150 and 220 MHz respectively. Above 5 GHz frequency validity can be extended to ± 110 MHz.

<sup>F</sup> At frequencies below 3 GHz, the validity of tissue parameters ( $\epsilon$  and  $\sigma$ ) can be relaxed to ± 10% if liquid compensation formula is applied to measured SAR values. At frequencies above 3 GHz, the validity of tissue parameters ( $\epsilon$  and  $\sigma$ ) is restricted to ± 5%. The uncertainty is the RSS of the ConvF uncertainty for indicated target tissue parameters.

<sup>G</sup> Alpha/Depth are determined during calibration. SPEAG warrants that the remaining deviation due to the boundary effect after compensation is always less than ± 1% for frequencies below 3 GHz and below ± 2% for frequencies between 3-6 GHz at any distance larger than half the probe tip diameter from the boundary.

### Frequency Response of E-Field (TEM-Cell:ifi110 EXX, Waveguide: R22)

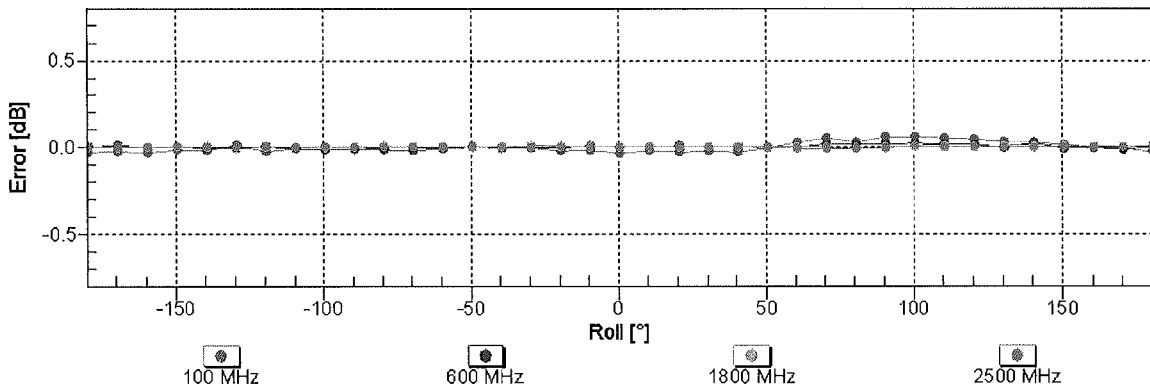
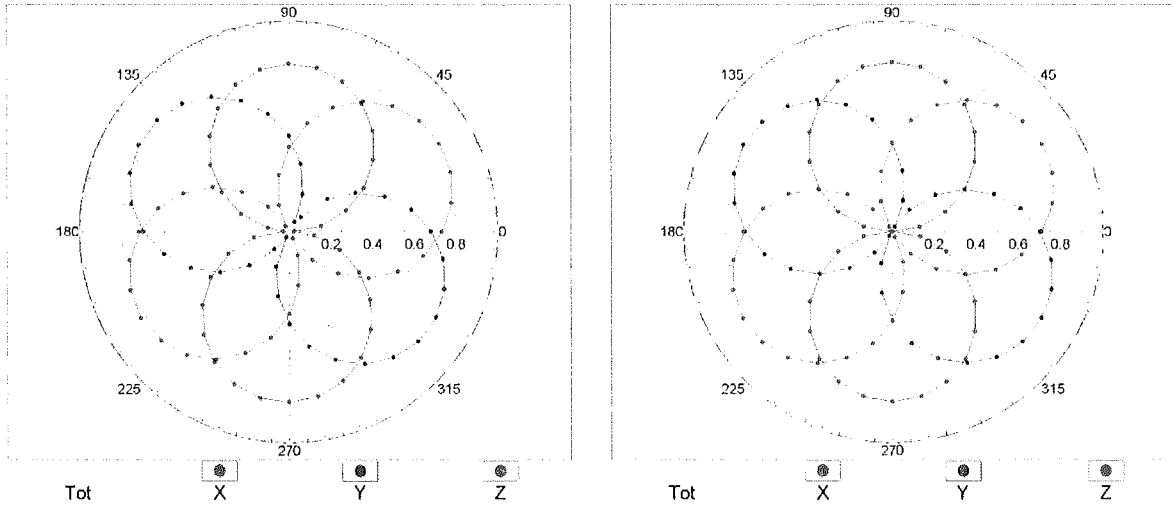


Uncertainty of Frequency Response of E-field:  $\pm 6.3\%$  (k=2)

### Receiving Pattern ( $\phi$ ), $\vartheta = 0^\circ$

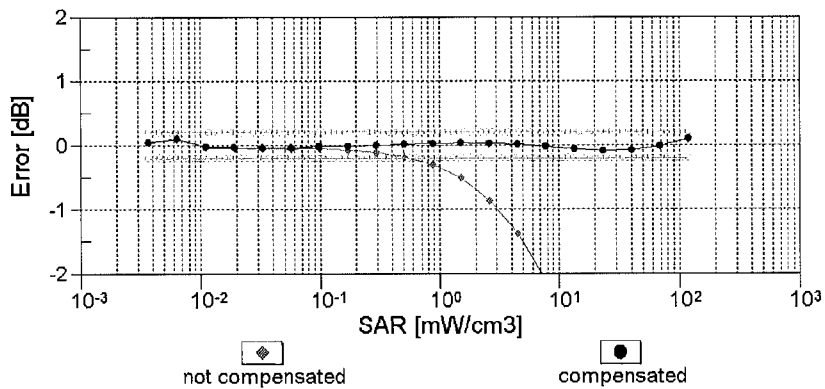
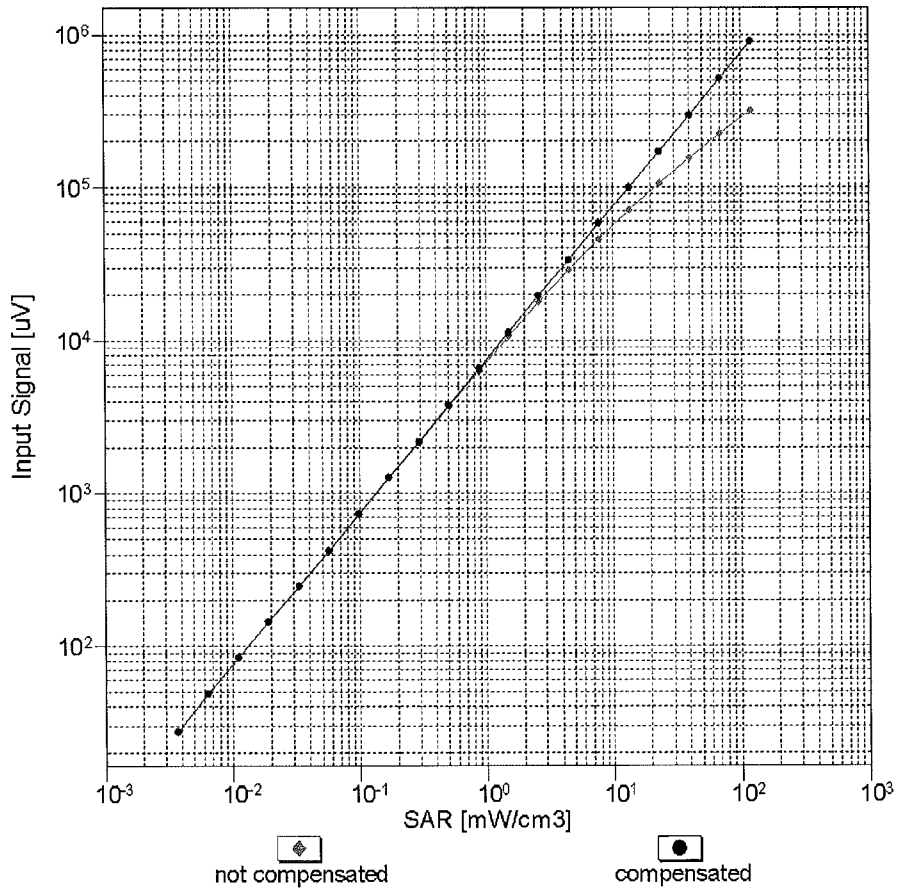
f=600 MHz,TEM

f=1800 MHz,R22



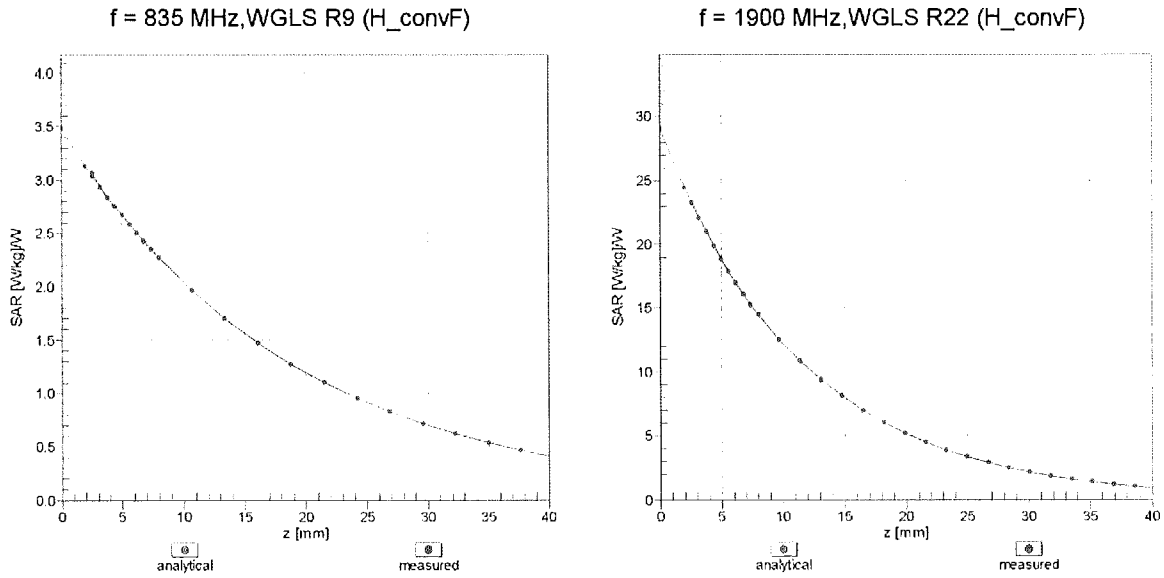
Uncertainty of Axial Isotropy Assessment:  $\pm 0.5\%$  (k=2)

### Dynamic Range f(SAR<sub>head</sub>) (TEM cell , f<sub>eval</sub>= 1900 MHz)

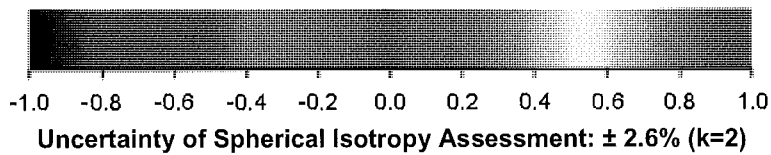
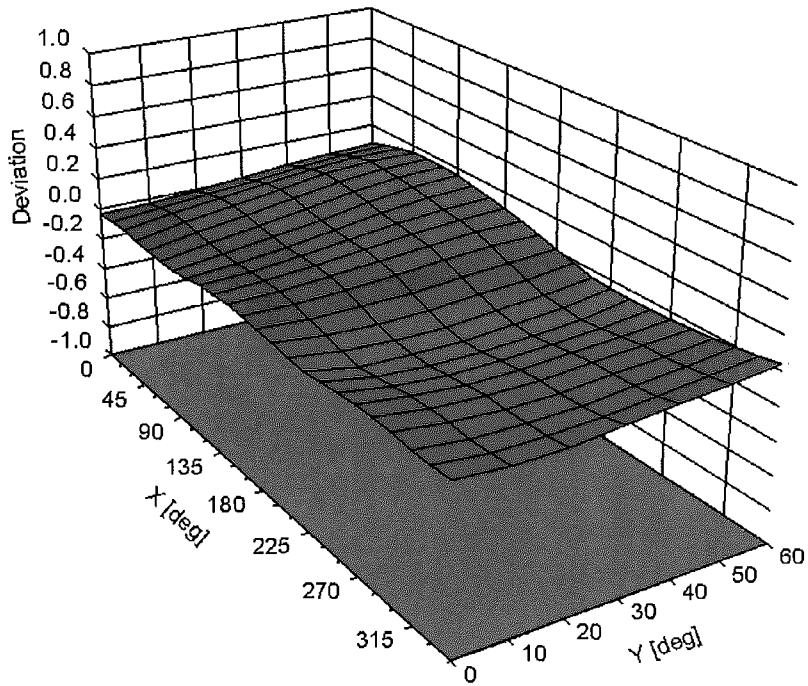


Uncertainty of Linearity Assessment: ± 0.6% (k=2)

# Conversion Factor Assessment



## Deviation from Isotropy in Liquid Error ( $\phi, \theta$ ), f = 900 MHz



## DASY/EASY - Parameters of Probe: ES3DV3 - SN:3213

### Other Probe Parameters

Sensor Arrangement	Triangular
Connector Angle (°)	100.6
Mechanical Surface Detection Mode	enabled
Optical Surface Detection Mode	disabled
Probe Overall Length	337 mm
Probe Body Diameter	10 mm
Tip Length	10 mm
Tip Diameter	4 mm
Probe Tip to Sensor X Calibration Point	2 mm
Probe Tip to Sensor Y Calibration Point	2 mm
Probe Tip to Sensor Z Calibration Point	2 mm
Recommended Measurement Distance from Surface	3 mm

**Appendix: Modulation Calibration Parameters**

UID	Communication System Name		A dB	B dB $\sqrt{\mu V}$	C	D dB	VR mV	Max Unc <sup>E</sup> (k=2)
0	CW	X	0.00	0.00	1.00	0.00	219.3	$\pm 2.7 \%$
		Y	0.00	0.00	1.00		219.1	
		Z	0.00	0.00	1.00		213.7	
10010- CAA	SAR Validation (Square, 100ms, 10ms)	X	7.64	78.36	17.77	10.00	25.0	$\pm 9.6 \%$
		Y	8.93	80.69	18.99		25.0	
		Z	7.43	77.97	17.46		25.0	
10011- CAB	UMTS-FDD (WCDMA)	X	0.94	65.73	13.94	0.00	150.0	$\pm 9.6 \%$
		Y	1.08	67.98	15.48		150.0	
		Z	0.93	65.52	13.77		150.0	
10012- CAB	IEEE 802.11b WiFi 2.4 GHz (DSSS, 1 Mbps)	X	1.23	64.18	15.06	0.41	150.0	$\pm 9.6 \%$
		Y	1.29	65.11	15.84		150.0	
		Z	1.22	64.10	14.97		150.0	
10013- CAB	IEEE 802.11g WiFi 2.4 GHz (DSSS-OFDM, 6 Mbps)	X	5.06	67.01	17.27	1.46	150.0	$\pm 9.6 \%$
		Y	5.11	67.24	17.46		150.0	
		Z	5.03	67.01	17.25		150.0	
10021- DAC	GSM-FDD (TDMA, GMSK)	X	58.23	111.57	29.90	9.39	50.0	$\pm 9.6 \%$
		Y	38.28	105.54	28.67		50.0	
		Z	83.35	116.76	31.01		50.0	
10023- DAC	GPRS-FDD (TDMA, GMSK, TN 0)	X	42.41	106.55	28.63	9.57	50.0	$\pm 9.6 \%$
		Y	31.06	102.12	27.76		50.0	
		Z	55.17	110.35	29.43		50.0	
10024- DAC	GPRS-FDD (TDMA, GMSK, TN 0-1)	X	100.00	116.42	29.15	6.56	60.0	$\pm 9.6 \%$
		Y	100.00	117.64	29.89		60.0	
		Z	100.00	115.95	28.84		60.0	
10025- DAC	EDGE-FDD (TDMA, 8PSK, TN 0)	X	22.66	114.16	43.61	12.57	50.0	$\pm 9.6 \%$
		Y	32.36	125.54	47.77		50.0	
		Z	20.92	112.18	42.96		50.0	
10026- DAC	EDGE-FDD (TDMA, 8PSK, TN 0-1)	X	22.06	107.62	37.21	9.56	60.0	$\pm 9.6 \%$
		Y	29.09	114.84	39.79		60.0	
		Z	22.32	108.24	37.43		60.0	
10027- DAC	GPRS-FDD (TDMA, GMSK, TN 0-1-2)	X	100.00	114.90	27.59	4.80	80.0	$\pm 9.6 \%$
		Y	100.00	116.49	28.47		80.0	
		Z	100.00	114.42	27.29		80.0	
10028- DAC	GPRS-FDD (TDMA, GMSK, TN 0-1-2-3)	X	100.00	114.37	26.58	3.55	100.0	$\pm 9.6 \%$
		Y	100.00	116.53	27.70		100.0	
		Z	100.00	113.85	26.28		100.0	
10029- DAC	EDGE-FDD (TDMA, 8PSK, TN 0-1-2)	X	13.21	95.56	31.98	7.80	80.0	$\pm 9.6 \%$
		Y	16.23	100.64	33.98		80.0	
		Z	13.05	95.55	31.99		80.0	
10030- CAA	IEEE 802.15.1 Bluetooth (GFSK, DH1)	X	100.00	114.59	27.76	5.30	70.0	$\pm 9.6 \%$
		Y	100.00	116.05	28.60		70.0	
		Z	100.00	114.06	27.44		70.0	
10031- CAA	IEEE 802.15.1 Bluetooth (GFSK, DH3)	X	100.00	112.38	24.24	1.88	100.0	$\pm 9.6 \%$
		Y	100.00	116.66	26.24		100.0	
		Z	100.00	111.54	23.82		100.0	



10032-CAA	IEEE 802.15.1 Bluetooth (GFSK, DH5)	X	100.00	112.51	23.27	1.17	100.0	± 9.6 %
		Y	100.00	119.82	26.49		100.0	
		Z	100.00	111.35	22.74		100.0	
10033-CAA	IEEE 802.15.1 Bluetooth (PI/4-DQPSK, DH1)	X	19.77	98.57	26.87	5.30	70.0	± 9.6 %
		Y	22.51	101.06	27.89		70.0	
		Z	20.62	99.03	26.84		70.0	
10034-CAA	IEEE 802.15.1 Bluetooth (PI/4-DQPSK, DH3)	X	5.26	81.87	19.91	1.88	100.0	± 9.6 %
		Y	7.30	87.04	22.01		100.0	
		Z	5.17	81.44	19.55		100.0	
10035-CAA	IEEE 802.15.1 Bluetooth (PI/4-DQPSK, DH5)	X	2.97	75.56	17.30	1.17	100.0	± 9.6 %
		Y	4.02	80.17	19.40		100.0	
		Z	2.90	75.11	16.93		100.0	
10036-CAA	IEEE 802.15.1 Bluetooth (8-DPSK, DH1)	X	25.61	102.92	28.18	5.30	70.0	± 9.6 %
		Y	28.89	105.33	29.15		70.0	
		Z	27.23	103.63	28.21		70.0	
10037-CAA	IEEE 802.15.1 Bluetooth (8-DPSK, DH3)	X	5.03	81.31	19.68	1.88	100.0	± 9.6 %
		Y	7.01	86.52	21.80		100.0	
		Z	4.92	80.81	19.30		100.0	
10038-CAA	IEEE 802.15.1 Bluetooth (8-DPSK, DH5)	X	3.05	76.11	17.60	1.17	100.0	± 9.6 %
		Y	4.14	80.86	19.74		100.0	
		Z	2.97	75.64	17.22		100.0	
10039-CAB	CDMA2000 (1xRTT, RC1)	X	1.52	68.64	14.11	0.00	150.0	± 9.6 %
		Y	1.86	71.69	15.85		150.0	
		Z	1.44	68.18	13.70		150.0	
10042-CAB	IS-54 / IS-136 FDD (TDMA/FDM, PI/4-DQPSK, Halfrate)	X	100.00	115.25	28.83	7.78	50.0	± 9.6 %
		Y	100.00	116.43	29.57		50.0	
		Z	100.00	114.73	28.50		50.0	
10044-CAA	IS-91/EIA/TIA-553 FDD (FDMA, FM)	X	0.00	111.44	0.10	0.00	150.0	± 9.6 %
		Y	0.00	116.05	0.75		150.0	
		Z	0.00	113.36	0.21		150.0	
10048-CAA	DECT (TDD, TDMA/FDM, GFSK, Full Slot, 24)	X	15.69	90.02	25.55	13.80	25.0	± 9.6 %
		Y	13.84	87.79	25.13		25.0	
		Z	17.52	91.95	25.99		25.0	
10049-CAA	DECT (TDD, TDMA/FDM, GFSK, Double Slot, 12)	X	19.88	94.41	25.54	10.79	40.0	± 9.6 %
		Y	17.39	92.41	25.24		40.0	
		Z	22.32	96.16	25.89		40.0	
10056-CAA	UMTS-TDD (TD-SCDMA, 1.28 Mcps)	X	15.96	91.92	25.75	9.03	50.0	± 9.6 %
		Y	16.02	92.06	26.04		50.0	
		Z	16.84	92.83	25.91		50.0	
10058-DAC	EDGE-FDD (TDMA, 8PSK, TN 0-1-2-3)	X	9.21	88.16	28.55	6.55	100.0	± 9.6 %
		Y	10.78	91.87	30.15		100.0	
		Z	9.04	87.96	28.49		100.0	
10059-CAB	IEEE 802.11b WiFi 2.4 GHz (DSSS, 2 Mbps)	X	1.36	66.07	16.00	0.61	110.0	± 9.6 %
		Y	1.46	67.28	16.91		110.0	
		Z	1.35	65.96	15.91		110.0	
10060-CAB	IEEE 802.11b WiFi 2.4 GHz (DSSS, 5.5 Mbps)	X	52.62	119.34	30.14	1.30	110.0	± 9.6 %
		Y	100.00	130.86	33.40		110.0	
		Z	47.54	117.73	29.68		110.0	

10061-CAB	IEEE 802.11b WiFi 2.4 GHz (DSSS, 11 Mbps)	X	7.64	91.52	25.20	2.04	110.0	± 9.6 %
		Y	11.51	98.81	27.78		110.0	
		Z	7.56	91.41	25.11		110.0	
10062-CAC	IEEE 802.11a/h WiFi 5 GHz (OFDM, 6 Mbps)	X	4.79	66.76	16.54	0.49	100.0	± 9.6 %
		Y	4.84	66.99	16.73		100.0	
		Z	4.76	66.76	16.52		100.0	
10063-CAC	IEEE 802.11a/h WiFi 5 GHz (OFDM, 9 Mbps)	X	4.82	66.91	16.68	0.72	100.0	± 9.6 %
		Y	4.87	67.15	16.87		100.0	
		Z	4.79	66.91	16.65		100.0	
10064-CAC	IEEE 802.11a/h WiFi 5 GHz (OFDM, 12 Mbps)	X	5.14	67.25	16.96	0.86	100.0	± 9.6 %
		Y	5.20	67.49	17.14		100.0	
		Z	5.10	67.24	16.93		100.0	
10065-CAC	IEEE 802.11a/h WiFi 5 GHz (OFDM, 18 Mbps)	X	5.04	67.27	17.12	1.21	100.0	± 9.6 %
		Y	5.10	67.51	17.31		100.0	
		Z	5.00	67.25	17.09		100.0	
10066-CAC	IEEE 802.11a/h WiFi 5 GHz (OFDM, 24 Mbps)	X	5.09	67.39	17.35	1.46	100.0	± 9.6 %
		Y	5.15	67.65	17.54		100.0	
		Z	5.06	67.37	17.32		100.0	
10067-CAC	IEEE 802.11a/h WiFi 5 GHz (OFDM, 36 Mbps)	X	5.41	67.60	17.83	2.04	100.0	± 9.6 %
		Y	5.47	67.85	18.03		100.0	
		Z	5.38	67.60	17.82		100.0	
10068-CAC	IEEE 802.11a/h WiFi 5 GHz (OFDM, 48 Mbps)	X	5.53	67.90	18.19	2.55	100.0	± 9.6 %
		Y	5.60	68.19	18.41		100.0	
		Z	5.49	67.88	18.16		100.0	
10069-CAC	IEEE 802.11a/h WiFi 5 GHz (OFDM, 54 Mbps)	X	5.62	67.88	18.39	2.67	100.0	± 9.6 %
		Y	5.69	68.17	18.62		100.0	
		Z	5.57	67.88	18.36		100.0	
10071-CAB	IEEE 802.11g WiFi 2.4 GHz (DSSS/OFDM, 9 Mbps)	X	5.20	67.23	17.66	1.99	100.0	± 9.6 %
		Y	5.25	67.48	17.85		100.0	
		Z	5.17	67.24	17.64		100.0	
10072-CAB	IEEE 802.11g WiFi 2.4 GHz (DSSS/OFDM, 12 Mbps)	X	5.24	67.75	17.96	2.30	100.0	± 9.6 %
		Y	5.31	68.03	18.18		100.0	
		Z	5.21	67.74	17.94		100.0	
10073-CAB	IEEE 802.11g WiFi 2.4 GHz (DSSS/OFDM, 18 Mbps)	X	5.36	68.08	18.38	2.83	100.0	± 9.6 %
		Y	5.44	68.38	18.61		100.0	
		Z	5.33	68.07	18.36		100.0	
10074-CAB	IEEE 802.11g WiFi 2.4 GHz (DSSS/OFDM, 24 Mbps)	X	5.39	68.13	18.62	3.30	100.0	± 9.6 %
		Y	5.47	68.45	18.87		100.0	
		Z	5.36	68.12	18.60		100.0	
10075-CAB	IEEE 802.11g WiFi 2.4 GHz (DSSS/OFDM, 36 Mbps)	X	5.52	68.55	19.10	3.82	90.0	± 9.6 %
		Y	5.61	68.93	19.38		90.0	
		Z	5.48	68.52	19.07		90.0	
10076-CAB	IEEE 802.11g WiFi 2.4 GHz (DSSS/OFDM, 48 Mbps)	X	5.53	68.37	19.24	4.15	90.0	± 9.6 %
		Y	5.62	68.75	19.52		90.0	
		Z	5.50	68.36	19.22		90.0	
10077-CAB	IEEE 802.11g WiFi 2.4 GHz (DSSS/OFDM, 54 Mbps)	X	5.57	68.46	19.34	4.30	90.0	± 9.6 %
		Y	5.66	68.84	19.63		90.0	
		Z	5.54	68.44	19.32		90.0	

10081-CAB	CDMA2000 (1xRTT, RC3)	X	0.76	64.13	11.38	0.00	150.0	± 9.6 %
		Y	0.90	66.35	12.99		150.0	
		Z	0.73	63.81	11.00		150.0	
10082-CAB	IS-54 / IS-136 FDD (TDMA/FDM, PI/4-DQPSK, Fullrate)	X	1.73	62.47	7.53	4.77	80.0	± 9.6 %
		Y	1.91	63.29	8.22		80.0	
		Z	1.67	62.23	7.30		80.0	
10090-DAC	GPRS-FDD (TDMA, GMSK, TN 0-4)	X	100.00	116.51	29.21	6.56	60.0	± 9.6 %
		Y	100.00	117.72	29.95		60.0	
		Z	100.00	116.03	28.90		60.0	
10097-CAB	UMTS-FDD (HSDPA)	X	1.73	66.45	14.86	0.00	150.0	± 9.6 %
		Y	1.84	67.58	15.67		150.0	
		Z	1.71	66.38	14.75		150.0	
10098-CAB	UMTS-FDD (HSUPA, Subtest 2)	X	1.70	66.40	14.82	0.00	150.0	± 9.6 %
		Y	1.81	67.56	15.65		150.0	
		Z	1.68	66.33	14.71		150.0	
10099-DAC	EDGE-FDD (TDMA, 8PSK, TN 0-4)	X	22.00	107.50	37.17	9.56	60.0	± 9.6 %
		Y	28.88	114.61	39.71		60.0	
		Z	22.27	108.13	37.40		60.0	
10100-CAD	LTE-FDD (SC-FDMA, 100% RB, 20 MHz, QPSK)	X	3.03	69.43	16.03	0.00	150.0	± 9.6 %
		Y	3.22	70.56	16.70		150.0	
		Z	2.99	69.29	15.96		150.0	
10101-CAD	LTE-FDD (SC-FDMA, 100% RB, 20 MHz, 16-QAM)	X	3.23	67.20	15.61	0.00	150.0	± 9.6 %
		Y	3.33	67.78	16.01		150.0	
		Z	3.20	67.12	15.56		150.0	
10102-CAD	LTE-FDD (SC-FDMA, 100% RB, 20 MHz, 64-QAM)	X	3.34	67.17	15.71	0.00	150.0	± 9.6 %
		Y	3.42	67.69	16.08		150.0	
		Z	3.31	67.10	15.66		150.0	
10103-CAD	LTE-TDD (SC-FDMA, 100% RB, 20 MHz, QPSK)	X	8.49	78.45	21.33	3.98	65.0	± 9.6 %
		Y	8.79	79.00	21.62		65.0	
		Z	8.39	78.42	21.32		65.0	
10104-CAD	LTE-TDD (SC-FDMA, 100% RB, 20 MHz, 16-QAM)	X	8.27	76.76	21.53	3.98	65.0	± 9.6 %
		Y	8.57	77.41	21.89		65.0	
		Z	8.21	76.79	21.53		65.0	
10105-CAD	LTE-TDD (SC-FDMA, 100% RB, 20 MHz, 64-QAM)	X	8.13	76.44	21.71	3.98	65.0	± 9.6 %
		Y	7.83	75.63	21.42		65.0	
		Z	7.93	76.10	21.55		65.0	
10108-CAE	LTE-FDD (SC-FDMA, 100% RB, 10 MHz, QPSK)	X	2.67	68.71	15.86	0.00	150.0	± 9.6 %
		Y	2.83	69.80	16.55		150.0	
		Z	2.63	68.57	15.78		150.0	
10109-CAE	LTE-FDD (SC-FDMA, 100% RB, 10 MHz, 16-QAM)	X	2.89	66.95	15.47	0.00	150.0	± 9.6 %
		Y	2.98	67.57	15.91		150.0	
		Z	2.86	66.87	15.40		150.0	
10110-CAE	LTE-FDD (SC-FDMA, 100% RB, 5 MHz, QPSK)	X	2.17	67.76	15.45	0.00	150.0	± 9.6 %
		Y	2.32	68.94	16.22		150.0	
		Z	2.13	67.62	15.34		150.0	
10111-CAE	LTE-FDD (SC-FDMA, 100% RB, 5 MHz, 16-QAM)	X	2.56	67.34	15.57	0.00	150.0	± 9.6 %
		Y	2.66	68.04	16.08		150.0	
		Z	2.53	67.28	15.48		150.0	

10112-CAE	LTE-FDD (SC-FDMA, 100% RB, 10 MHz, 64-QAM)	X	3.02	66.95	15.54	0.00	150.0	± 9.6 %
		Y	3.10	67.51	15.95		150.0	
		Z	2.98	66.88	15.48		150.0	
10113-CAE	LTE-FDD (SC-FDMA, 100% RB, 5 MHz, 64-QAM)	X	2.72	67.49	15.72	0.00	150.0	± 9.6 %
		Y	2.81	68.13	16.19		150.0	
		Z	2.68	67.45	15.64		150.0	
10114-CAC	IEEE 802.11n (HT Greenfield, 13.5 Mbps, BPSK)	X	5.17	67.15	16.34	0.00	150.0	± 9.6 %
		Y	5.21	67.35	16.50		150.0	
		Z	5.15	67.16	16.34		150.0	
10115-CAC	IEEE 802.11n (HT Greenfield, 81 Mbps, 16-QAM)	X	5.53	67.49	16.54	0.00	150.0	± 9.6 %
		Y	5.58	67.70	16.70		150.0	
		Z	5.48	67.42	16.49		150.0	
10116-CAC	IEEE 802.11n (HT Greenfield, 135 Mbps, 64-QAM)	X	5.30	67.42	16.41	0.00	150.0	± 9.6 %
		Y	5.34	67.62	16.57		150.0	
		Z	5.27	67.41	16.40		150.0	
10117-CAC	IEEE 802.11n (HT Mixed, 13.5 Mbps, BPSK)	X	5.15	67.08	16.33	0.00	150.0	± 9.6 %
		Y	5.20	67.30	16.50		150.0	
		Z	5.12	67.04	16.30		150.0	
10118-CAC	IEEE 802.11n (HT Mixed, 81 Mbps, 16-QAM)	X	5.63	67.73	16.67	0.00	150.0	± 9.6 %
		Y	5.66	67.91	16.81		150.0	
		Z	5.59	67.70	16.64		150.0	
10119-CAC	IEEE 802.11n (HT Mixed, 135 Mbps, 64-QAM)	X	5.27	67.36	16.39	0.00	150.0	± 9.6 %
		Y	5.31	67.56	16.55		150.0	
		Z	5.24	67.35	16.38		150.0	
10140-CAD	LTE-FDD (SC-FDMA, 100% RB, 15 MHz, 16-QAM)	X	3.38	67.18	15.64	0.00	150.0	± 9.6 %
		Y	3.47	67.70	16.01		150.0	
		Z	3.35	67.11	15.59		150.0	
10141-CAD	LTE-FDD (SC-FDMA, 100% RB, 15 MHz, 64-QAM)	X	3.50	67.27	15.81	0.00	150.0	± 9.6 %
		Y	3.59	67.74	16.15		150.0	
		Z	3.47	67.21	15.77		150.0	
10142-CAD	LTE-FDD (SC-FDMA, 100% RB, 3 MHz, QPSK)	X	1.93	67.51	15.04	0.00	150.0	± 9.6 %
		Y	2.09	68.84	15.93		150.0	
		Z	1.89	67.35	14.89		150.0	
10143-CAD	LTE-FDD (SC-FDMA, 100% RB, 3 MHz, 16-QAM)	X	2.38	67.70	15.18	0.00	150.0	± 9.6 %
		Y	2.51	68.61	15.82		150.0	
		Z	2.34	67.60	15.02		150.0	
10144-CAD	LTE-FDD (SC-FDMA, 100% RB, 3 MHz, 64-QAM)	X	2.24	66.02	13.89	0.00	150.0	± 9.6 %
		Y	2.36	66.87	14.53		150.0	
		Z	2.19	65.88	13.71		150.0	
10145-CAE	LTE-FDD (SC-FDMA, 100% RB, 1.4 MHz, QPSK)	X	1.22	64.47	11.59	0.00	150.0	± 9.6 %
		Y	1.37	66.07	12.76		150.0	
		Z	1.15	64.01	11.10		150.0	
10146-CAE	LTE-FDD (SC-FDMA, 100% RB, 1.4 MHz, 16-QAM)	X	2.40	68.51	13.38	0.00	150.0	± 9.6 %
		Y	3.25	72.57	15.44		150.0	
		Z	2.13	67.36	12.68		150.0	
10147-CAE	LTE-FDD (SC-FDMA, 100% RB, 1.4 MHz, 64-QAM)	X	2.86	70.85	14.59	0.00	150.0	± 9.6 %
		Y	4.17	75.98	16.98		150.0	
		Z	2.50	69.50	13.83		150.0	

10149-CAD	LTE-FDD (SC-FDMA, 50% RB, 20 MHz, 16-QAM)	X	2.90	67.00	15.51	0.00	150.0	± 9.6 %
		Y	2.99	67.62	15.95		150.0	
		Z	2.86	66.92	15.44		150.0	
10150-CAD	LTE-FDD (SC-FDMA, 50% RB, 20 MHz, 64-QAM)	X	3.02	66.99	15.58	0.00	150.0	± 9.6 %
		Y	3.11	67.55	15.98		150.0	
		Z	2.99	66.93	15.52		150.0	
10151-CAD	LTE-TDD (SC-FDMA, 50% RB, 20 MHz, QPSK)	X	8.96	80.66	22.26	3.98	65.0	± 9.6 %
		Y	9.32	81.32	22.60		65.0	
		Z	9.00	80.93	22.35		65.0	
10152-CAD	LTE-TDD (SC-FDMA, 50% RB, 20 MHz, 16-QAM)	X	7.88	76.96	21.35	3.98	65.0	± 9.6 %
		Y	8.23	77.73	21.78		65.0	
		Z	7.82	76.98	21.33		65.0	
10153-CAD	LTE-TDD (SC-FDMA, 50% RB, 20 MHz, 64-QAM)	X	8.28	77.78	22.03	3.98	65.0	± 9.6 %
		Y	8.58	78.42	22.39		65.0	
		Z	8.24	77.86	22.04		65.0	
10154-CAE	LTE-FDD (SC-FDMA, 50% RB, 10 MHz, QPSK)	X	2.21	68.11	15.68	0.00	150.0	± 9.6 %
		Y	2.36	69.30	16.45		150.0	
		Z	2.17	67.96	15.57		150.0	
10155-CAE	LTE-FDD (SC-FDMA, 50% RB, 10 MHz, 16-QAM)	X	2.56	67.35	15.58	0.00	150.0	± 9.6 %
		Y	2.66	68.05	16.10		150.0	
		Z	2.53	67.29	15.50		150.0	
10156-CAE	LTE-FDD (SC-FDMA, 50% RB, 5 MHz, QPSK)	X	1.77	67.43	14.78	0.00	150.0	± 9.6 %
		Y	1.94	68.94	15.78		150.0	
		Z	1.72	67.23	14.58		150.0	
10157-CAE	LTE-FDD (SC-FDMA, 50% RB, 5 MHz, 16-QAM)	X	2.05	66.34	13.82	0.00	150.0	± 9.6 %
		Y	2.19	67.38	14.58		150.0	
		Z	2.00	66.16	13.59		150.0	
10158-CAE	LTE-FDD (SC-FDMA, 50% RB, 10 MHz, 64-QAM)	X	2.72	67.54	15.76	0.00	150.0	± 9.6 %
		Y	2.82	68.17	16.23		150.0	
		Z	2.68	67.50	15.68		150.0	
10159-CAE	LTE-FDD (SC-FDMA, 50% RB, 5 MHz, 64-QAM)	X	2.14	66.71	14.07	0.00	150.0	± 9.6 %
		Y	2.28	67.74	14.81		150.0	
		Z	2.09	66.52	13.84		150.0	
10160-CAD	LTE-FDD (SC-FDMA, 50% RB, 15 MHz, QPSK)	X	2.72	68.07	15.82	0.00	150.0	± 9.6 %
		Y	2.84	68.89	16.38		150.0	
		Z	2.69	68.00	15.76		150.0	
10161-CAD	LTE-FDD (SC-FDMA, 50% RB, 15 MHz, 16-QAM)	X	2.91	66.88	15.50	0.00	150.0	± 9.6 %
		Y	3.00	67.45	15.91		150.0	
		Z	2.88	66.82	15.43		150.0	
10162-CAD	LTE-FDD (SC-FDMA, 50% RB, 15 MHz, 64-QAM)	X	3.02	67.01	15.60	0.00	150.0	± 9.6 %
		Y	3.11	67.54	16.00		150.0	
		Z	2.99	66.96	15.54		150.0	
10166-CAE	LTE-FDD (SC-FDMA, 50% RB, 1.4 MHz, QPSK)	X	3.77	69.87	19.29	3.01	150.0	± 9.6 %
		Y	3.99	71.07	20.04		150.0	
		Z	3.62	69.43	19.11		150.0	
10167-CAE	LTE-FDD (SC-FDMA, 50% RB, 1.4 MHz, 16-QAM)	X	4.72	72.88	19.79	3.01	150.0	± 9.6 %
		Y	5.23	74.95	20.86		150.0	
		Z	4.39	72.04	19.48		150.0	

10168-CAE	LTE-FDD (SC-FDMA, 50% RB, 1.4 MHz, 64-QAM)	X	5.18	74.86	20.97	3.01	150.0	± 9.6 %
		Y	5.75	76.97	22.01		150.0	
		Z	4.80	74.00	20.67		150.0	
10169-CAD	LTE-FDD (SC-FDMA, 1 RB, 20 MHz, QPSK)	X	3.27	70.16	19.42	3.01	150.0	± 9.6 %
		Y	3.60	72.33	20.65		150.0	
		Z	3.01	68.98	18.94		150.0	
10170-CAD	LTE-FDD (SC-FDMA, 1 RB, 20 MHz, 16-QAM)	X	4.60	76.17	21.67	3.01	150.0	± 9.6 %
		Y	5.62	80.32	23.51		150.0	
		Z	3.98	74.14	20.96		150.0	
10171-AAD	LTE-FDD (SC-FDMA, 1 RB, 20 MHz, 64-QAM)	X	3.81	72.17	19.05	3.01	150.0	± 9.6 %
		Y	4.54	75.67	20.74		150.0	
		Z	3.36	70.59	18.47		150.0	
10172-CAD	LTE-TDD (SC-FDMA, 1 RB, 20 MHz, QPSK)	X	30.28	111.82	34.48	6.02	65.0	± 9.6 %
		Y	76.86	130.98	39.85		65.0	
		Z	23.60	107.83	33.49		65.0	
10173-CAD	LTE-TDD (SC-FDMA, 1 RB, 20 MHz, 16-QAM)	X	34.72	108.92	31.80	6.02	65.0	± 9.6 %
		Y	74.54	122.99	35.68		65.0	
		Z	31.06	107.91	31.67		65.0	
10174-CAD	LTE-TDD (SC-FDMA, 1 RB, 20 MHz, 64-QAM)	X	26.76	102.85	29.55	6.02	65.0	± 9.6 %
		Y	50.48	114.18	32.83		65.0	
		Z	23.63	101.61	29.31		65.0	
10175-CAE	LTE-FDD (SC-FDMA, 1 RB, 10 MHz, QPSK)	X	3.23	69.86	19.18	3.01	150.0	± 9.6 %
		Y	3.55	72.01	20.41		150.0	
		Z	2.98	68.71	18.72		150.0	
10176-CAE	LTE-FDD (SC-FDMA, 1 RB, 10 MHz, 16-QAM)	X	4.60	76.19	21.68	3.01	150.0	± 9.6 %
		Y	5.63	80.35	23.53		150.0	
		Z	3.98	74.16	20.97		150.0	
10177-CAG	LTE-FDD (SC-FDMA, 1 RB, 5 MHz, QPSK)	X	3.26	70.01	19.27	3.01	150.0	± 9.6 %
		Y	3.58	72.16	20.50		150.0	
		Z	3.00	68.84	18.80		150.0	
10178-CAE	LTE-FDD (SC-FDMA, 1 RB, 5 MHz, 16-QAM)	X	4.55	75.95	21.56	3.01	150.0	± 9.6 %
		Y	5.56	80.06	23.39		150.0	
		Z	3.95	73.96	20.86		150.0	
10179-CAE	LTE-FDD (SC-FDMA, 1 RB, 10 MHz, 64-QAM)	X	4.17	74.04	20.23	3.01	150.0	± 9.6 %
		Y	5.04	77.87	21.99		150.0	
		Z	3.65	72.28	19.60		150.0	
10180-CAE	LTE-FDD (SC-FDMA, 1 RB, 5 MHz, 64-QAM)	X	3.80	72.10	19.00	3.01	150.0	± 9.6 %
		Y	4.52	75.59	20.69		150.0	
		Z	3.36	70.53	18.43		150.0	
10181-CAD	LTE-FDD (SC-FDMA, 1 RB, 15 MHz, QPSK)	X	3.25	69.99	19.27	3.01	150.0	± 9.6 %
		Y	3.58	72.15	20.49		150.0	
		Z	3.00	68.83	18.80		150.0	
10182-CAD	LTE-FDD (SC-FDMA, 1 RB, 15 MHz, 16-QAM)	X	4.54	75.93	21.54	3.01	150.0	± 9.6 %
		Y	5.55	80.04	23.38		150.0	
		Z	3.94	73.93	20.85		150.0	
10183-AAC	LTE-FDD (SC-FDMA, 1 RB, 15 MHz, 64-QAM)	X	3.79	72.07	18.99	3.01	150.0	± 9.6 %
		Y	4.51	75.56	20.68		150.0	
		Z	3.35	70.51	18.42		150.0	

10184-CAD	LTE-FDD (SC-FDMA, 1 RB, 3 MHz, QPSK)	X	3.26	70.03	19.29	3.01	150.0	± 9.6 %
		Y	3.59	72.19	20.51		150.0	
		Z	3.01	68.87	18.82		150.0	
10185-CAD	LTE-FDD (SC-FDMA, 1 RB, 3 MHz, 16-QAM)	X	4.56	76.00	21.58	3.01	150.0	± 9.6 %
		Y	5.57	80.12	23.42		150.0	
		Z	3.96	74.00	20.89		150.0	
10186-AAD	LTE-FDD (SC-FDMA, 1 RB, 3 MHz, 64-QAM)	X	3.81	72.14	19.03	3.01	150.0	± 9.6 %
		Y	4.54	75.64	20.72		150.0	
		Z	3.37	70.57	18.45		150.0	
10187-CAE	LTE-FDD (SC-FDMA, 1 RB, 1.4 MHz, QPSK)	X	3.27	70.08	19.34	3.01	150.0	± 9.6 %
		Y	3.60	72.24	20.57		150.0	
		Z	3.02	68.91	18.87		150.0	
10188-CAE	LTE-FDD (SC-FDMA, 1 RB, 1.4 MHz, 16-QAM)	X	4.71	76.65	21.94	3.01	150.0	± 9.6 %
		Y	5.78	80.88	23.80		150.0	
		Z	4.07	74.57	21.23		150.0	
10189-AAE	LTE-FDD (SC-FDMA, 1 RB, 1.4 MHz, 64-QAM)	X	3.89	72.56	19.29	3.01	150.0	± 9.6 %
		Y	4.65	76.13	21.00		150.0	
		Z	3.43	70.95	18.70		150.0	
10193-CAC	IEEE 802.11n (HT Greenfield, 6.5 Mbps, BPSK)	X	4.57	66.50	16.04	0.00	150.0	± 9.6 %
		Y	4.61	66.73	16.23		150.0	
		Z	4.54	66.49	16.01		150.0	
10194-CAC	IEEE 802.11n (HT Greenfield, 39 Mbps, 16-QAM)	X	4.75	66.84	16.16	0.00	150.0	± 9.6 %
		Y	4.80	67.09	16.35		150.0	
		Z	4.71	66.82	16.14		150.0	
10195-CAC	IEEE 802.11n (HT Greenfield, 65 Mbps, 64-QAM)	X	4.79	66.87	16.18	0.00	150.0	± 9.6 %
		Y	4.84	67.11	16.37		150.0	
		Z	4.76	66.85	16.15		150.0	
10196-CAC	IEEE 802.11n (HT Mixed, 6.5 Mbps, BPSK)	X	4.58	66.58	16.07	0.00	150.0	± 9.6 %
		Y	4.63	66.82	16.26		150.0	
		Z	4.54	66.56	16.03		150.0	
10197-CAC	IEEE 802.11n (HT Mixed, 39 Mbps, 16-QAM)	X	4.77	66.86	16.18	0.00	150.0	± 9.6 %
		Y	4.82	67.11	16.37		150.0	
		Z	4.73	66.84	16.15		150.0	
10198-CAC	IEEE 802.11n (HT Mixed, 65 Mbps, 64-QAM)	X	4.80	66.89	16.19	0.00	150.0	± 9.6 %
		Y	4.85	67.13	16.38		150.0	
		Z	4.76	66.87	16.17		150.0	
10219-CAC	IEEE 802.11n (HT Mixed, 7.2 Mbps, BPSK)	X	4.52	66.58	16.02	0.00	150.0	± 9.6 %
		Y	4.58	66.83	16.22		150.0	
		Z	4.49	66.56	15.99		150.0	
10220-CAC	IEEE 802.11n (HT Mixed, 43.3 Mbps, 16-QAM)	X	4.76	66.85	16.17	0.00	150.0	± 9.6 %
		Y	4.81	67.09	16.36		150.0	
		Z	4.72	66.82	16.14		150.0	
10221-CAC	IEEE 802.11n (HT Mixed, 72.2 Mbps, 64-QAM)	X	4.80	66.82	16.18	0.00	150.0	± 9.6 %
		Y	4.86	67.06	16.37		150.0	
		Z	4.77	66.80	16.16		150.0	
10222-CAC	IEEE 802.11n (HT Mixed, 15 Mbps, BPSK)	X	5.13	67.08	16.32	0.00	150.0	± 9.6 %
		Y	5.18	67.32	16.50		150.0	
		Z	5.10	67.04	16.29		150.0	

10223-CAC	IEEE 802.11n (HT Mixed, 90 Mbps, 16-QAM)	X	5.46	67.35	16.49	0.00	150.0	± 9.6 %
		Y	5.51	67.58	16.66		150.0	
		Z	5.42	67.30	16.45		150.0	
10224-CAC	IEEE 802.11n (HT Mixed, 150 Mbps, 64-QAM)	X	5.17	67.18	16.29	0.00	150.0	± 9.6 %
		Y	5.22	67.40	16.46		150.0	
		Z	5.14	67.14	16.27		150.0	
10225-CAB	UMTS-FDD (HSPA+)	X	2.80	65.74	15.07	0.00	150.0	± 9.6 %
		Y	2.87	66.19	15.45		150.0	
		Z	2.77	65.70	14.98		150.0	
10226-CAA	LTE-TDD (SC-FDMA, 1 RB, 1.4 MHz, 16-QAM)	X	37.38	110.41	32.30	6.02	65.0	± 9.6 %
		Y	81.50	124.82	36.22		65.0	
		Z	33.47	109.42	32.18		65.0	
10227-CAA	LTE-TDD (SC-FDMA, 1 RB, 1.4 MHz, 64-QAM)	X	29.60	104.69	30.14	6.02	65.0	± 9.6 %
		Y	53.65	115.37	33.21		65.0	
		Z	27.65	104.42	30.19		65.0	
10228-CAA	LTE-TDD (SC-FDMA, 1 RB, 1.4 MHz, QPSK)	X	32.41	113.60	35.07	6.02	65.0	± 9.6 %
		Y	69.82	129.54	39.59		65.0	
		Z	28.33	111.82	34.72		65.0	
10229-CAB	LTE-TDD (SC-FDMA, 1 RB, 3 MHz, 16-QAM)	X	34.78	108.94	31.81	6.02	65.0	± 9.6 %
		Y	74.32	122.93	35.67		65.0	
		Z	31.14	107.94	31.68		65.0	
10230-CAB	LTE-TDD (SC-FDMA, 1 RB, 3 MHz, 64-QAM)	X	27.87	103.54	29.74	6.02	65.0	± 9.6 %
		Y	50.12	114.03	32.79		65.0	
		Z	25.97	103.21	29.78		65.0	
10231-CAB	LTE-TDD (SC-FDMA, 1 RB, 3 MHz, QPSK)	X	30.34	112.17	34.60	6.02	65.0	± 9.6 %
		Y	64.44	127.76	39.06		65.0	
		Z	26.54	110.39	34.24		65.0	
10232-CAD	LTE-TDD (SC-FDMA, 1 RB, 5 MHz, 16-QAM)	X	34.78	108.95	31.81	6.02	65.0	± 9.6 %
		Y	74.45	122.97	35.68		65.0	
		Z	31.13	107.95	31.68		65.0	
10233-CAD	LTE-TDD (SC-FDMA, 1 RB, 5 MHz, 64-QAM)	X	27.88	103.55	29.75	6.02	65.0	± 9.6 %
		Y	50.22	114.08	32.80		65.0	
		Z	25.97	103.22	29.78		65.0	
10234-CAD	LTE-TDD (SC-FDMA, 1 RB, 5 MHz, QPSK)	X	28.47	110.69	34.07	6.02	65.0	± 9.6 %
		Y	59.28	125.81	38.45		65.0	
		Z	24.97	108.97	33.72		65.0	
10235-CAD	LTE-TDD (SC-FDMA, 1 RB, 10 MHz, 16-QAM)	X	34.92	109.04	31.84	6.02	65.0	± 9.6 %
		Y	75.02	123.12	35.72		65.0	
		Z	31.25	108.03	31.71		65.0	
10236-CAD	LTE-TDD (SC-FDMA, 1 RB, 10 MHz, 64-QAM)	X	28.18	103.71	29.79	6.02	65.0	± 9.6 %
		Y	50.93	114.30	32.85		65.0	
		Z	26.26	103.39	29.82		65.0	
10237-CAD	LTE-TDD (SC-FDMA, 1 RB, 10 MHz, QPSK)	X	30.66	112.40	34.66	6.02	65.0	± 9.6 %
		Y	65.75	128.19	39.17		65.0	
		Z	26.79	110.61	34.30		65.0	
10238-CAD	LTE-TDD (SC-FDMA, 1 RB, 15 MHz, 16-QAM)	X	34.79	108.97	31.82	6.02	65.0	± 9.6 %
		Y	74.62	123.02	35.69		65.0	
		Z	31.13	107.96	31.69		65.0	



10239-CAD	LTE-TDD (SC-FDMA, 1 RB, 15 MHz, 64-QAM)	X	27.87	103.57	29.75	6.02	65.0	± 9.6 %
		Y	50.30	114.13	32.82		65.0	
		Z	25.95	103.23	29.78		65.0	
10240-CAD	LTE-TDD (SC-FDMA, 1 RB, 15 MHz, QPSK)	X	30.53	112.33	34.64	6.02	65.0	± 9.6 %
		Y	65.39	128.09	39.15		65.0	
		Z	26.68	110.54	34.28		65.0	
10241-CAA	LTE-TDD (SC-FDMA, 50% RB, 1.4 MHz, 16-QAM)	X	11.82	86.67	27.53	6.98	65.0	± 9.6 %
		Y	13.66	90.07	29.00		65.0	
		Z	11.24	86.07	27.33		65.0	
10242-CAA	LTE-TDD (SC-FDMA, 50% RB, 1.4 MHz, 64-QAM)	X	11.41	85.92	27.17	6.98	65.0	± 9.6 %
		Y	13.45	89.74	28.82		65.0	
		Z	10.57	84.73	26.73		65.0	
10243-CAA	LTE-TDD (SC-FDMA, 50% RB, 1.4 MHz, QPSK)	X	9.24	83.16	27.04	6.98	65.0	± 9.6 %
		Y	10.64	86.64	28.68		65.0	
		Z	8.64	81.99	26.56		65.0	
10244-CAB	LTE-TDD (SC-FDMA, 50% RB, 3 MHz, 16-QAM)	X	9.03	80.20	20.72	3.98	65.0	± 9.6 %
		Y	9.95	81.82	21.52		65.0	
		Z	8.70	79.77	20.42		65.0	
10245-CAB	LTE-TDD (SC-FDMA, 50% RB, 3 MHz, 64-QAM)	X	8.84	79.62	20.45	3.98	65.0	± 9.6 %
		Y	9.72	81.20	21.24		65.0	
		Z	8.49	79.13	20.13		65.0	
10246-CAB	LTE-TDD (SC-FDMA, 50% RB, 3 MHz, QPSK)	X	8.67	82.28	21.37	3.98	65.0	± 9.6 %
		Y	9.40	83.61	22.04		65.0	
		Z	8.57	82.11	21.15		65.0	
10247-CAD	LTE-TDD (SC-FDMA, 50% RB, 5 MHz, 16-QAM)	X	7.23	77.21	20.08	3.98	65.0	± 9.6 %
		Y	7.59	77.99	20.54		65.0	
		Z	7.13	77.07	19.88		65.0	
10248-CAD	LTE-TDD (SC-FDMA, 50% RB, 5 MHz, 64-QAM)	X	7.20	76.70	19.86	3.98	65.0	± 9.6 %
		Y	7.57	77.51	20.35		65.0	
		Z	7.09	76.52	19.65		65.0	
10249-CAD	LTE-TDD (SC-FDMA, 50% RB, 5 MHz, QPSK)	X	9.92	84.79	23.00	3.98	65.0	± 9.6 %
		Y	10.62	85.95	23.57		65.0	
		Z	10.01	85.03	22.98		65.0	
10250-CAD	LTE-TDD (SC-FDMA, 50% RB, 10 MHz, 16-QAM)	X	8.21	79.48	22.35	3.98	65.0	± 9.6 %
		Y	8.54	80.13	22.71		65.0	
		Z	8.20	79.60	22.34		65.0	
10251-CAD	LTE-TDD (SC-FDMA, 50% RB, 10 MHz, 64-QAM)	X	7.75	77.32	21.20	3.98	65.0	± 9.6 %
		Y	8.11	78.10	21.64		65.0	
		Z	7.70	77.35	21.14		65.0	
10252-CAD	LTE-TDD (SC-FDMA, 50% RB, 10 MHz, QPSK)	X	9.77	84.02	23.49	3.98	65.0	± 9.6 %
		Y	10.31	84.92	23.94		65.0	
		Z	9.89	84.42	23.60		65.0	
10253-CAD	LTE-TDD (SC-FDMA, 50% RB, 15 MHz, 16-QAM)	X	7.68	76.36	21.13	3.98	65.0	± 9.6 %
		Y	8.00	77.10	21.55		65.0	
		Z	7.63	76.40	21.10		65.0	
10254-CAD	LTE-TDD (SC-FDMA, 50% RB, 15 MHz, 64-QAM)	X	8.06	77.17	21.76	3.98	65.0	± 9.6 %
		Y	8.36	77.82	22.13		65.0	
		Z	8.03	77.25	21.75		65.0	

10255-CAD	LTE-TDD (SC-FDMA, 50% RB, 15 MHz, QPSK)	X	8.65	80.28	22.35	3.98	65.0	± 9.6 %
		Y	9.02	80.99	22.72		65.0	
		Z	8.68	80.54	22.43		65.0	
10256-CAA	LTE-TDD (SC-FDMA, 100% RB, 1.4 MHz, 16-QAM)	X	7.67	77.22	18.70	3.98	65.0	± 9.6 %
		Y	8.58	78.99	19.61		65.0	
		Z	7.24	76.45	18.22		65.0	
10257-CAA	LTE-TDD (SC-FDMA, 100% RB, 1.4 MHz, 64-QAM)	X	7.44	76.40	18.29	3.98	65.0	± 9.6 %
		Y	8.29	78.12	19.18		65.0	
		Z	6.99	75.59	17.78		65.0	
10258-CAA	LTE-TDD (SC-FDMA, 100% RB, 1.4 MHz, QPSK)	X	7.04	78.52	19.29	3.98	65.0	± 9.6 %
		Y	7.71	79.96	20.05		65.0	
		Z	6.74	77.86	18.83		65.0	
10259-CAB	LTE-TDD (SC-FDMA, 100% RB, 3 MHz, 16-QAM)	X	7.62	78.03	20.88	3.98	65.0	± 9.6 %
		Y	7.97	78.76	21.31		65.0	
		Z	7.55	78.00	20.76		65.0	
10260-CAB	LTE-TDD (SC-FDMA, 100% RB, 3 MHz, 64-QAM)	X	7.62	77.74	20.79	3.98	65.0	± 9.6 %
		Y	7.97	78.46	21.21		65.0	
		Z	7.55	77.69	20.65		65.0	
10261-CAB	LTE-TDD (SC-FDMA, 100% RB, 3 MHz, QPSK)	X	9.43	83.76	22.98	3.98	65.0	± 9.6 %
		Y	10.04	84.84	23.52		65.0	
		Z	9.50	84.03	22.99		65.0	
10262-CAD	LTE-TDD (SC-FDMA, 100% RB, 5 MHz, 16-QAM)	X	8.20	79.43	22.31	3.98	65.0	± 9.6 %
		Y	8.53	80.09	22.68		65.0	
		Z	8.18	79.55	22.30		65.0	
10263-CAD	LTE-TDD (SC-FDMA, 100% RB, 5 MHz, 64-QAM)	X	7.75	77.31	21.19	3.98	65.0	± 9.6 %
		Y	8.10	78.09	21.64		65.0	
		Z	7.69	77.34	21.14		65.0	
10264-CAD	LTE-TDD (SC-FDMA, 100% RB, 5 MHz, QPSK)	X	9.70	83.85	23.41	3.98	65.0	± 9.6 %
		Y	10.24	84.77	23.87		65.0	
		Z	9.81	84.24	23.51		65.0	
10265-CAD	LTE-TDD (SC-FDMA, 100% RB, 10 MHz, 16-QAM)	X	7.88	76.96	21.35	3.98	65.0	± 9.6 %
		Y	8.22	77.73	21.78		65.0	
		Z	7.82	76.99	21.33		65.0	
10266-CAD	LTE-TDD (SC-FDMA, 100% RB, 10 MHz, 64-QAM)	X	8.27	77.77	22.03	3.98	65.0	± 9.6 %
		Y	8.58	78.42	22.39		65.0	
		Z	8.23	77.85	22.03		65.0	
10267-CAD	LTE-TDD (SC-FDMA, 100% RB, 10 MHz, QPSK)	X	8.94	80.62	22.25	3.98	65.0	± 9.6 %
		Y	9.31	81.28	22.59		65.0	
		Z	8.98	80.89	22.34		65.0	
10268-CAD	LTE-TDD (SC-FDMA, 100% RB, 15 MHz, 16-QAM)	X	8.36	76.49	21.55	3.98	65.0	± 9.6 %
		Y	8.63	77.08	21.88		65.0	
		Z	8.31	76.53	21.55		65.0	
10269-CAD	LTE-TDD (SC-FDMA, 100% RB, 15 MHz, 64-QAM)	X	8.29	76.07	21.45	3.98	65.0	± 9.6 %
		Y	8.55	76.65	21.78		65.0	
		Z	8.24	76.11	21.45		65.0	
10270-CAD	LTE-TDD (SC-FDMA, 100% RB, 15 MHz, QPSK)	X	8.43	77.83	21.33	3.98	65.0	± 9.6 %
		Y	8.69	78.31	21.60		65.0	
		Z	8.42	77.98	21.39		65.0	

10274-CAB	UMTS-FDD (HSUPA, Subtest 5, 3GPP Rel8.10)	X	2.55	65.90	14.85	0.00	150.0	± 9.6 %
		Y	2.63	66.48	15.31		150.0	
		Z	2.53	65.88	14.78		150.0	
10275-CAB	UMTS-FDD (HSUPA, Subtest 5, 3GPP Rel8.4)	X	1.52	66.64	14.62	0.00	150.0	± 9.6 %
		Y	1.66	68.17	15.66		150.0	
		Z	1.50	66.49	14.49		150.0	
10277-CAA	PHS (QPSK)	X	4.62	67.49	12.27	9.03	50.0	± 9.6 %
		Y	5.00	68.49	13.05		50.0	
		Z	4.42	66.98	11.81		50.0	
10278-CAA	PHS (QPSK, BW 884MHz, Rolloff 0.5)	X	8.56	79.12	19.84	9.03	50.0	± 9.6 %
		Y	9.04	80.04	20.47		50.0	
		Z	8.20	78.37	19.32		50.0	
10279-CAA	PHS (QPSK, BW 884MHz, Rolloff 0.38)	X	8.72	79.33	19.94	9.03	50.0	± 9.6 %
		Y	9.22	80.28	20.58		50.0	
		Z	8.35	78.58	19.43		50.0	
10290-AAB	CDMA2000, RC1, SO55, Full Rate	X	1.31	66.62	12.89	0.00	150.0	± 9.6 %
		Y	1.55	69.01	14.40		150.0	
		Z	1.25	66.21	12.49		150.0	
10291-AAB	CDMA2000, RC3, SO55, Full Rate	X	0.75	63.97	11.28	0.00	150.0	± 9.6 %
		Y	0.88	66.12	12.85		150.0	
		Z	0.72	63.66	10.91		150.0	
10292-AAB	CDMA2000, RC3, SO32, Full Rate	X	0.85	66.24	12.81	0.00	150.0	± 9.6 %
		Y	1.08	69.81	15.02		150.0	
		Z	0.81	65.82	12.39		150.0	
10293-AAB	CDMA2000, RC3, SO3, Full Rate	X	1.07	69.43	14.80	0.00	150.0	± 9.6 %
		Y	1.49	74.49	17.52		150.0	
		Z	1.02	68.94	14.36		150.0	
10295-AAB	CDMA2000, RC1, SO3, 1/8th Rate 25 fr.	X	11.66	86.40	24.85	9.03	50.0	± 9.6 %
		Y	11.94	86.89	25.26		50.0	
		Z	12.14	87.13	24.94		50.0	
10297-AAC	LTE-FDD (SC-FDMA, 50% RB, 20 MHz, QPSK)	X	2.68	68.79	15.92	0.00	150.0	± 9.6 %
		Y	2.84	69.89	16.60		150.0	
		Z	2.64	68.65	15.84		150.0	
10298-AAC	LTE-FDD (SC-FDMA, 50% RB, 3 MHz, QPSK)	X	1.50	66.36	13.40	0.00	150.0	± 9.6 %
		Y	1.68	68.07	14.56		150.0	
		Z	1.44	66.01	13.05		150.0	
10299-AAC	LTE-FDD (SC-FDMA, 50% RB, 3 MHz, 16-QAM)	X	2.99	70.93	15.34	0.00	150.0	± 9.6 %
		Y	3.88	74.74	17.20		150.0	
		Z	2.71	70.03	14.84		150.0	
10300-AAC	LTE-FDD (SC-FDMA, 50% RB, 3 MHz, 64-QAM)	X	2.29	66.50	12.57	0.00	150.0	± 9.6 %
		Y	2.73	68.87	13.94		150.0	
		Z	2.09	65.76	12.08		150.0	
10301-AAA	IEEE 802.16e WiMAX (29:18, 5ms, 10MHz, QPSK, PUSC)	X	5.48	67.66	18.50	4.17	80.0	± 9.6 %
		Y	5.78	68.84	19.23		80.0	
		Z	5.37	67.36	18.28		80.0	
10302-AAA	IEEE 802.16e WiMAX (29:18, 5ms, 10MHz, QPSK, PUSC, 3 CTRL symbols)	X	5.94	68.12	19.14	4.96	80.0	± 9.6 %
		Y	6.22	69.31	19.91		80.0	
		Z	5.87	68.03	19.05		80.0	

10303-AAA	IEEE 802.16e WiMAX (31:15, 5ms, 10MHz, 64QAM, PUSC)	X	5.76	68.09	19.15	4.96	80.0	± 9.6 %
		Y	6.07	69.41	19.99		80.0	
		Z	5.69	67.97	19.02		80.0	
10304-AAA	IEEE 802.16e WiMAX (29:18, 5ms, 10MHz, 64QAM, PUSC)	X	5.43	67.45	18.35	4.17	80.0	± 9.6 %
		Y	5.68	68.54	19.05		80.0	
		Z	5.37	67.37	18.26		80.0	
10305-AAA	IEEE 802.16e WiMAX (31:15, 10ms, 10MHz, 64QAM, PUSC, 15 symbols)	X	7.18	77.42	24.28	6.02	50.0	± 9.6 %
		Y	9.01	83.08	27.04		50.0	
		Z	7.00	76.95	23.93		50.0	
10306-AAA	IEEE 802.16e WiMAX (29:18, 10ms, 10MHz, 64QAM, PUSC, 18 symbols)	X	5.96	70.23	20.82	6.02	50.0	± 9.6 %
		Y	6.58	72.76	22.30		50.0	
		Z	5.86	69.99	20.61		50.0	
10307-AAA	IEEE 802.16e WiMAX (29:18, 10ms, 10MHz, QPSK, PUSC, 18 symbols)	X	6.41	73.34	22.47	6.02	50.0	± 9.6 %
		Y	6.70	73.58	22.50		50.0	
		Z	6.29	73.03	22.22		50.0	
10308-AAA	IEEE 802.16e WiMAX (29:18, 10ms, 10MHz, 16QAM, PUSC)	X	6.49	73.92	22.75	6.02	50.0	± 9.6 %
		Y	6.78	74.12	22.76		50.0	
		Z	6.37	73.60	22.50		50.0	
10309-AAA	IEEE 802.16e WiMAX (29:18, 10ms, 10MHz, 16QAM, AMC 2x3, 18 symbols)	X	6.06	70.55	21.00	6.02	50.0	± 9.6 %
		Y	6.71	73.17	22.53		50.0	
		Z	5.95	70.29	20.78		50.0	
10310-AAA	IEEE 802.16e WiMAX (29:18, 10ms, 10MHz, QPSK, AMC 2x3, 18 symbols)	X	5.95	70.41	20.82	6.02	50.0	± 9.6 %
		Y	6.61	73.05	22.35		50.0	
		Z	6.20	72.46	22.04		50.0	
10311-AAC	LTE-FDD (SC-FDMA, 100% RB, 15 MHz, QPSK)	X	3.02	68.11	15.62	0.00	150.0	± 9.6 %
		Y	3.19	69.13	16.23		150.0	
		Z	2.98	67.98	15.55		150.0	
10313-AAA	iDEN 1:3	X	6.80	77.50	18.05	6.99	70.0	± 9.6 %
		Y	7.71	79.38	18.97		70.0	
		Z	6.80	77.56	18.00		70.0	
10314-AAA	iDEN 1:6	X	9.17	84.53	23.10	10.00	30.0	± 9.6 %
		Y	10.17	86.19	23.87		30.0	
		Z	9.47	85.21	23.28		30.0	
10315-AAB	IEEE 802.11b WiFi 2.4 GHz (DSSS, 1 Mbps, 96pc duty cycle)	X	1.09	63.63	14.71	0.17	150.0	± 9.6 %
		Y	1.15	64.55	15.51		150.0	
		Z	1.08	63.56	14.63		150.0	
10316-AAB	IEEE 802.11g WiFi 2.4 GHz (ERP-OFDM, 6 Mbps, 96pc duty cycle)	X	4.67	66.69	16.26	0.17	150.0	± 9.6 %
		Y	4.72	66.94	16.46		150.0	
		Z	4.64	66.69	16.24		150.0	
10317-AAC	IEEE 802.11a WiFi 5 GHz (OFDM, 6 Mbps, 96pc duty cycle)	X	4.67	66.69	16.26	0.17	150.0	± 9.6 %
		Y	4.72	66.94	16.46		150.0	
		Z	4.64	66.69	16.24		150.0	
10400-AAD	IEEE 802.11ac WiFi (20MHz, 64-QAM, 99pc duty cycle)	X	4.75	66.92	16.17	0.00	150.0	± 9.6 %
		Y	4.81	67.18	16.37		150.0	
		Z	4.72	66.89	16.14		150.0	
10401-AAD	IEEE 802.11ac WiFi (40MHz, 64-QAM, 99pc duty cycle)	X	5.45	67.19	16.39	0.00	150.0	± 9.6 %
		Y	5.49	67.37	16.55		150.0	
		Z	5.44	67.22	16.40		150.0	

10402-AAD	IEEE 802.11ac WiFi (80MHz, 64-QAM, 99pc duty cycle)	X	5.72	67.54	16.41	0.00	150.0	± 9.6 %
		Y	5.76	67.75	16.56		150.0	
		Z	5.68	67.48	16.38		150.0	
10403-AAB	CDMA2000 (1xEV-DO, Rev. 0)	X	1.31	66.62	12.89	0.00	115.0	± 9.6 %
		Y	1.55	69.01	14.40		115.0	
		Z	1.25	66.21	12.49		115.0	
10404-AAB	CDMA2000 (1xEV-DO, Rev. A)	X	1.31	66.62	12.89	0.00	115.0	± 9.6 %
		Y	1.55	69.01	14.40		115.0	
		Z	1.25	66.21	12.49		115.0	
10406-AAB	CDMA2000, RC3, SO32, SCH0, Full Rate	X	25.28	103.83	26.72	0.00	100.0	± 9.6 %
		Y	100.00	122.83	31.28		100.0	
		Z	15.62	98.87	25.67		100.0	
10410-AAD	LTE-TDD (SC-FDMA, 1 RB, 10 MHz, QPSK, UL Subframe=2,3,4,7,8,9, Subframe Conf=4)	X	100.00	120.77	30.63	3.23	80.0	± 9.6 %
		Y	100.00	121.50	31.09		80.0	
		Z	100.00	121.84	30.99		80.0	
10415-AAA	IEEE 802.11b WiFi 2.4 GHz (DSSS, 1 Mbps, 99pc duty cycle)	X	0.97	62.31	13.89	0.00	150.0	± 9.6 %
		Y	1.01	63.10	14.65		150.0	
		Z	0.96	62.25	13.81		150.0	
10416-AAA	IEEE 802.11g WiFi 2.4 GHz (ERP-OFDM, 6 Mbps, 99pc duty cycle)	X	4.57	66.54	16.10	0.00	150.0	± 9.6 %
		Y	4.62	66.78	16.29		150.0	
		Z	4.54	66.53	16.07		150.0	
10417-AAB	IEEE 802.11a/h WiFi 5 GHz (OFDM, 6 Mbps, 99pc duty cycle)	X	4.57	66.54	16.10	0.00	150.0	± 9.6 %
		Y	4.62	66.78	16.29		150.0	
		Z	4.54	66.53	16.07		150.0	
10418-AAA	IEEE 802.11g WiFi 2.4 GHz (DSSS-OFDM, 6 Mbps, 99pc duty cycle, Long preamble)	X	4.55	66.67	16.10	0.00	150.0	± 9.6 %
		Y	4.61	66.92	16.30		150.0	
		Z	4.53	66.67	16.08		150.0	
10419-AAA	IEEE 802.11g WiFi 2.4 GHz (DSSS-OFDM, 6 Mbps, 99pc duty cycle, Short preamble)	X	4.58	66.63	16.11	0.00	150.0	± 9.6 %
		Y	4.63	66.88	16.30		150.0	
		Z	4.55	66.63	16.09		150.0	
10422-AAB	IEEE 802.11n (HT Greenfield, 7.2 Mbps, BPSK)	X	4.70	66.66	16.14	0.00	150.0	± 9.6 %
		Y	4.75	66.89	16.33		150.0	
		Z	4.67	66.65	16.12		150.0	
10423-AAB	IEEE 802.11n (HT Greenfield, 43.3 Mbps, 16-QAM)	X	4.89	67.00	16.27	0.00	150.0	± 9.6 %
		Y	4.94	67.25	16.46		150.0	
		Z	4.85	66.98	16.24		150.0	
10424-AAB	IEEE 802.11n (HT Greenfield, 72.2 Mbps, 64-QAM)	X	4.80	66.94	16.23	0.00	150.0	± 9.6 %
		Y	4.85	67.19	16.42		150.0	
		Z	4.76	66.92	16.20		150.0	
10425-AAB	IEEE 802.11n (HT Greenfield, 15 Mbps, BPSK)	X	5.43	67.40	16.49	0.00	150.0	± 9.6 %
		Y	5.46	67.59	16.64		150.0	
		Z	5.40	67.39	16.48		150.0	
10426-AAB	IEEE 802.11n (HT Greenfield, 90 Mbps, 16-QAM)	X	5.43	67.42	16.49	0.00	150.0	± 9.6 %
		Y	5.47	67.60	16.64		150.0	
		Z	5.40	67.41	16.48		150.0	

10427-AAB	IEEE 802.11n (HT Greenfield, 150 Mbps, 64-QAM)	X	5.43	67.37	16.46	0.00	150.0	± 9.6 %
		Y	5.47	67.57	16.62		150.0	
		Z	5.41	67.36	16.45		150.0	
10430-AAB	LTE-FDD (OFDMA, 5 MHz, E-TM 3.1)	X	4.15	69.76	17.63	0.00	150.0	± 9.6 %
		Y	4.19	69.88	17.76		150.0	
		Z	4.12	69.84	17.60		150.0	
10431-AAB	LTE-FDD (OFDMA, 10 MHz, E-TM 3.1)	X	4.26	67.02	16.07	0.00	150.0	± 9.6 %
		Y	4.33	67.32	16.31		150.0	
		Z	4.22	67.00	16.02		150.0	
10432-AAB	LTE-FDD (OFDMA, 15 MHz, E-TM 3.1)	X	4.56	66.95	16.16	0.00	150.0	± 9.6 %
		Y	4.62	67.22	16.37		150.0	
		Z	4.52	66.93	16.13		150.0	
10433-AAB	LTE-FDD (OFDMA, 20 MHz, E-TM 3.1)	X	4.81	66.98	16.25	0.00	150.0	± 9.6 %
		Y	4.87	67.22	16.44		150.0	
		Z	4.78	66.96	16.22		150.0	
10434-AAA	W-CDMA (BS Test Model 1, 64 DPCH)	X	4.20	70.38	17.52	0.00	150.0	± 9.6 %
		Y	4.25	70.53	17.68		150.0	
		Z	4.16	70.46	17.47		150.0	
10435-AAC	LTE-TDD (SC-FDMA, 1 RB, 20 MHz, QPSK, UL Subframe=2,3,4,7,8,9)	X	100.00	120.59	30.55	3.23	80.0	± 9.6 %
		Y	100.00	121.33	31.01		80.0	
		Z	100.00	121.65	30.91		80.0	
10447-AAB	LTE-FDD (OFDMA, 5 MHz, E-TM 3.1, Clipping 44%)	X	3.54	66.87	15.35	0.00	150.0	± 9.6 %
		Y	3.62	67.29	15.69		150.0	
		Z	3.49	66.83	15.25		150.0	
10448-AAB	LTE-FDD (OFDMA, 10 MHz, E-TM 3.1, Clipping 44%)	X	4.09	66.78	15.91	0.00	150.0	± 9.6 %
		Y	4.15	67.09	16.16		150.0	
		Z	4.05	66.76	15.87		150.0	
10449-AAB	LTE-FDD (OFDMA, 15 MHz, E-TM 3.1, Clipping 44%)	X	4.36	66.75	16.04	0.00	150.0	± 9.6 %
		Y	4.42	67.03	16.26		150.0	
		Z	4.33	66.74	16.01		150.0	
10450-AAB	LTE-FDD (OFDMA, 20 MHz, E-TM 3.1, Clipping 44%)	X	4.56	66.71	16.09	0.00	150.0	± 9.6 %
		Y	4.61	66.97	16.29		150.0	
		Z	4.53	66.69	16.06		150.0	
10451-AAA	W-CDMA (BS Test Model 1, 64 DPCH, Clipping 44%)	X	3.43	67.01	14.98	0.00	150.0	± 9.6 %
		Y	3.53	67.50	15.37		150.0	
		Z	3.37	66.93	14.84		150.0	
10456-AAB	IEEE 802.11ac WiFi (160MHz, 64-QAM, 99pc duty cycle)	X	6.29	67.98	16.66	0.00	150.0	± 9.6 %
		Y	6.32	68.16	16.79		150.0	
		Z	6.26	67.96	16.65		150.0	
10457-AAA	UMTS-FDD (DC-HSDPA)	X	3.79	65.17	15.80	0.00	150.0	± 9.6 %
		Y	3.83	65.41	16.01		150.0	
		Z	3.78	65.16	15.77		150.0	
10458-AAA	CDMA2000 (1xEV-DO, Rev. B, 2 carriers)	X	3.84	69.59	16.93	0.00	150.0	± 9.6 %
		Y	3.91	69.84	17.18		150.0	
		Z	3.81	69.69	16.86		150.0	
10459-AAA	CDMA2000 (1xEV-DO, Rev. B, 3 carriers)	X	5.05	67.70	17.82	0.00	150.0	± 9.6 %
		Y	5.09	67.77	17.90		150.0	
		Z	5.00	67.75	17.77		150.0	

10460-AAA	UMTS-FDD (WCDMA, AMR)	X	0.79	65.91	14.37	0.00	150.0	± 9.6 %
		Y	0.92	68.57	16.19		150.0	
		Z	0.78	65.69	14.19		150.0	
10461-AAA	LTE-TDD (SC-FDMA, 1 RB, 1.4 MHz, QPSK, UL Subframe=2,3,4,7,8,9)	X	100.00	124.09	32.24	3.29	80.0	± 9.6 %
		Y	100.00	125.81	33.13		80.0	
		Z	100.00	125.28	32.66		80.0	
10462-AAA	LTE-TDD (SC-FDMA, 1 RB, 1.4 MHz, 16-QAM, UL Subframe=2,3,4,7,8,9)	X	82.18	106.66	24.50	3.23	80.0	± 9.6 %
		Y	100.00	110.22	25.68		80.0	
		Z	90.90	108.32	24.86		80.0	
10463-AAA	LTE-TDD (SC-FDMA, 1 RB, 1.4 MHz, 64-QAM, UL Subframe=2,3,4,7,8,9)	X	13.11	84.75	18.36	3.23	80.0	± 9.6 %
		Y	100.00	107.13	24.20		80.0	
		Z	11.64	83.97	18.10		80.0	
10464-AAA	LTE-TDD (SC-FDMA, 1 RB, 3 MHz, QPSK, UL Subframe=2,3,4,7,8,9)	X	100.00	122.05	31.13	3.23	80.0	± 9.6 %
		Y	100.00	123.91	32.10		80.0	
		Z	100.00	123.17	31.52		80.0	
10465-AAA	LTE-TDD (SC-FDMA, 1 RB, 3 MHz, 16-QAM, UL Subframe=2,3,4,7,8,9)	X	34.70	96.83	22.08	3.23	80.0	± 9.6 %
		Y	100.00	109.74	25.45		80.0	
		Z	33.97	97.14	22.15		80.0	
10466-AAA	LTE-TDD (SC-FDMA, 1 RB, 3 MHz, 64-QAM, UL Subframe=2,3,4,7,8,9)	X	8.66	80.23	16.95	3.23	80.0	± 9.6 %
		Y	88.88	105.43	23.71		80.0	
		Z	7.53	79.24	16.62		80.0	
10467-AAC	LTE-TDD (SC-FDMA, 1 RB, 5 MHz, QPSK, UL Subframe=2,3,4,7,8,9)	X	100.00	122.26	31.23	3.23	80.0	± 9.6 %
		Y	100.00	124.12	32.19		80.0	
		Z	100.00	123.40	31.62		80.0	
10468-AAC	LTE-TDD (SC-FDMA, 1 RB, 5 MHz, 16-QAM, UL Subframe=2,3,4,7,8,9)	X	42.56	99.17	22.68	3.23	80.0	± 9.6 %
		Y	100.00	109.90	25.52		80.0	
		Z	42.79	99.79	22.82		80.0	
10469-AAC	LTE-TDD (SC-FDMA, 1 RB, 5 MHz, 64-QAM, UL Subframe=2,3,4,7,8,9)	X	8.79	80.40	17.00	3.23	80.0	± 9.6 %
		Y	94.78	106.12	23.86		80.0	
		Z	7.65	79.43	16.67		80.0	
10470-AAC	LTE-TDD (SC-FDMA, 1 RB, 10 MHz, QPSK, UL Subframe=2,3,4,7,8,9)	X	100.00	122.29	31.23	3.23	80.0	± 9.6 %
		Y	100.00	124.15	32.20		80.0	
		Z	100.00	123.43	31.63		80.0	
10471-AAC	LTE-TDD (SC-FDMA, 1 RB, 10 MHz, 16-QAM, UL Subframe=2,3,4,7,8,9)	X	42.39	99.09	22.65	3.23	80.0	± 9.6 %
		Y	100.00	109.85	25.49		80.0	
		Z	42.62	99.70	22.79		80.0	
10472-AAC	LTE-TDD (SC-FDMA, 1 RB, 10 MHz, 64-QAM, UL Subframe=2,3,4,7,8,9)	X	8.75	80.33	16.97	3.23	80.0	± 9.6 %
		Y	95.63	106.16	23.85		80.0	
		Z	7.61	79.36	16.63		80.0	
10473-AAC	LTE-TDD (SC-FDMA, 1 RB, 15 MHz, QPSK, UL Subframe=2,3,4,7,8,9)	X	100.00	122.26	31.22	3.23	80.0	± 9.6 %
		Y	100.00	124.13	32.18		80.0	
		Z	100.00	123.40	31.61		80.0	
10474-AAC	LTE-TDD (SC-FDMA, 1 RB, 15 MHz, 16-QAM, UL Subframe=2,3,4,7,8,9)	X	41.57	98.89	22.60	3.23	80.0	± 9.6 %
		Y	100.00	109.86	25.49		80.0	
		Z	41.71	99.48	22.73		80.0	
10475-AAC	LTE-TDD (SC-FDMA, 1 RB, 15 MHz, 64-QAM, UL Subframe=2,3,4,7,8,9)	X	8.66	80.23	16.94	3.23	80.0	± 9.6 %
		Y	92.76	105.86	23.79		80.0	
		Z	7.52	79.25	16.60		80.0	

10477-AAC	LTE-TDD (SC-FDMA, 1 RB, 20 MHz, 16-QAM, UL Subframe=2,3,4,7,8,9)	X	36.02	97.20	22.15	3.23	80.0	± 9.6 %
		Y	100.00	109.70	25.42		80.0	
		Z	35.46	97.58	22.24		80.0	
10478-AAC	LTE-TDD (SC-FDMA, 1 RB, 20 MHz, 64-QAM, UL Subframe=2,3,4,7,8,9)	X	8.55	80.07	16.88	3.23	80.0	± 9.6 %
		Y	89.69	105.45	23.69		80.0	
		Z	7.42	79.08	16.54		80.0	
10479-AAA	LTE-TDD (SC-FDMA, 50% RB, 1.4 MHz, QPSK, UL Subframe=2,3,4,7,8,9)	X	12.76	92.36	25.32	3.23	80.0	± 9.6 %
		Y	18.65	98.88	27.57		80.0	
		Z	13.95	94.12	25.81		80.0	
10480-AAA	LTE-TDD (SC-FDMA, 50% RB, 1.4 MHz, 16-QAM, UL Subframe=2,3,4,7,8,9)	X	12.57	87.00	22.01	3.23	80.0	± 9.6 %
		Y	19.95	93.91	24.32		80.0	
		Z	12.93	87.73	22.15		80.0	
10481-AAA	LTE-TDD (SC-FDMA, 50% RB, 1.4 MHz, 64-QAM, UL Subframe=2,3,4,7,8,9)	X	10.42	83.70	20.62	3.23	80.0	± 9.6 %
		Y	16.05	89.97	22.81		80.0	
		Z	10.45	84.04	20.63		80.0	
10482-AAA	LTE-TDD (SC-FDMA, 50% RB, 3 MHz, QPSK, UL Subframe=2,3,4,7,8,9)	X	4.39	75.05	18.02	2.23	80.0	± 9.6 %
		Y	5.40	78.13	19.40		80.0	
		Z	4.23	74.62	17.69		80.0	
10483-AAA	LTE-TDD (SC-FDMA, 50% RB, 3 MHz, 16-QAM, UL Subframe=2,3,4,7,8,9)	X	7.31	79.21	19.52	2.23	80.0	± 9.6 %
		Y	9.15	82.68	20.99		80.0	
		Z	7.17	79.05	19.31		80.0	
10484-AAA	LTE-TDD (SC-FDMA, 50% RB, 3 MHz, 64-QAM, UL Subframe=2,3,4,7,8,9)	X	6.75	77.88	19.05	2.23	80.0	± 9.6 %
		Y	8.31	81.08	20.44		80.0	
		Z	6.55	77.60	18.79		80.0	
10485-AAC	LTE-TDD (SC-FDMA, 50% RB, 5 MHz, QPSK, UL Subframe=2,3,4,7,8,9)	X	4.80	76.47	19.36	2.23	80.0	± 9.6 %
		Y	5.70	79.15	20.55		80.0	
		Z	4.72	76.35	19.21		80.0	
10486-AAC	LTE-TDD (SC-FDMA, 50% RB, 5 MHz, 16-QAM, UL Subframe=2,3,4,7,8,9)	X	4.16	71.40	17.03	2.23	80.0	± 9.6 %
		Y	4.57	72.84	17.80		80.0	
		Z	4.07	71.21	16.82		80.0	
10487-AAC	LTE-TDD (SC-FDMA, 50% RB, 5 MHz, 64-QAM, UL Subframe=2,3,4,7,8,9)	X	4.14	70.99	16.86	2.23	80.0	± 9.6 %
		Y	4.52	72.34	17.60		80.0	
		Z	4.04	70.79	16.64		80.0	
10488-AAC	LTE-TDD (SC-FDMA, 50% RB, 10 MHz, QPSK, UL Subframe=2,3,4,7,8,9)	X	4.95	75.43	19.57	2.23	80.0	± 9.6 %
		Y	5.59	77.40	20.48		80.0	
		Z	4.87	75.36	19.51		80.0	
10489-AAC	LTE-TDD (SC-FDMA, 50% RB, 10 MHz, 16-QAM, UL Subframe=2,3,4,7,8,9)	X	4.39	71.05	17.97	2.23	80.0	± 9.6 %
		Y	4.67	72.07	18.53		80.0	
		Z	4.33	71.01	17.90		80.0	
10490-AAC	LTE-TDD (SC-FDMA, 50% RB, 10 MHz, 64-QAM, UL Subframe=2,3,4,7,8,9)	X	4.47	70.81	17.90	2.23	80.0	± 9.6 %
		Y	4.74	71.76	18.43		80.0	
		Z	4.41	70.77	17.83		80.0	
10491-AAC	LTE-TDD (SC-FDMA, 50% RB, 15 MHz, QPSK, UL Subframe=2,3,4,7,8,9)	X	4.94	73.38	18.92	2.23	80.0	± 9.6 %
		Y	5.38	74.76	19.60		80.0	
		Z	4.87	73.32	18.89		80.0	
10492-AAC	LTE-TDD (SC-FDMA, 50% RB, 15 MHz, 16-QAM, UL Subframe=2,3,4,7,8,9)	X	4.67	70.17	17.91	2.23	80.0	± 9.6 %
		Y	4.91	70.97	18.36		80.0	
		Z	4.62	70.13	17.86		80.0	



10493-AAC	LTE-TDD (SC-FDMA, 50% RB, 15 MHz, 64-QAM, UL Subframe=2,3,4,7,8,9)	X	4.74	70.00	17.86	2.23	80.0	± 9.6 %
		Y	4.96	70.77	18.30		80.0	
		Z	4.68	69.97	17.81		80.0	
10494-AAC	LTE-TDD (SC-FDMA, 50% RB, 20 MHz, QPSK, UL Subframe=2,3,4,7,8,9)	X	5.42	74.96	19.36	2.23	80.0	± 9.6 %
		Y	5.98	76.57	20.11		80.0	
		Z	5.33	74.86	19.31		80.0	
10495-AAC	LTE-TDD (SC-FDMA, 50% RB, 20 MHz, 16-QAM, UL Subframe=2,3,4,7,8,9)	X	4.74	70.64	18.10	2.23	80.0	± 9.6 %
		Y	4.99	71.49	18.58		80.0	
		Z	4.68	70.58	18.06		80.0	
10496-AAC	LTE-TDD (SC-FDMA, 50% RB, 20 MHz, 64-QAM, UL Subframe=2,3,4,7,8,9)	X	4.80	70.29	18.01	2.23	80.0	± 9.6 %
		Y	5.03	71.08	18.45		80.0	
		Z	4.74	70.24	17.97		80.0	
10497-AAA	LTE-TDD (SC-FDMA, 100% RB, 1.4 MHz, QPSK, UL Subframe=2,3,4,7,8,9)	X	3.26	70.91	15.58	2.23	80.0	± 9.6 %
		Y	4.08	73.99	17.07		80.0	
		Z	3.04	70.05	15.01		80.0	
10498-AAA	LTE-TDD (SC-FDMA, 100% RB, 1.4 MHz, 16-QAM, UL Subframe=2,3,4,7,8,9)	X	2.52	65.21	12.20	2.23	80.0	± 9.6 %
		Y	2.96	67.17	13.35		80.0	
		Z	2.32	64.31	11.53		80.0	
10499-AAA	LTE-TDD (SC-FDMA, 100% RB, 1.4 MHz, 64-QAM, UL Subframe=2,3,4,7,8,9)	X	2.46	64.66	11.82	2.23	80.0	± 9.6 %
		Y	2.87	66.51	12.93		80.0	
		Z	2.25	63.75	11.14		80.0	
10500-AAA	LTE-TDD (SC-FDMA, 100% RB, 3 MHz, QPSK, UL Subframe=2,3,4,7,8,9)	X	4.75	75.65	19.32	2.23	80.0	± 9.6 %
		Y	5.48	77.92	20.36		80.0	
		Z	4.68	75.58	19.22		80.0	
10501-AAA	LTE-TDD (SC-FDMA, 100% RB, 3 MHz, 16-QAM, UL Subframe=2,3,4,7,8,9)	X	4.26	71.24	17.39	2.23	80.0	± 9.6 %
		Y	4.61	72.46	18.05		80.0	
		Z	4.19	71.15	17.24		80.0	
10502-AAA	LTE-TDD (SC-FDMA, 100% RB, 3 MHz, 64-QAM, UL Subframe=2,3,4,7,8,9)	X	4.30	71.03	17.26	2.23	80.0	± 9.6 %
		Y	4.65	72.20	17.90		80.0	
		Z	4.23	70.93	17.11		80.0	
10503-AAC	LTE-TDD (SC-FDMA, 100% RB, 5 MHz, QPSK, UL Subframe=2,3,4,7,8,9)	X	4.89	75.24	19.48	2.23	80.0	± 9.6 %
		Y	5.52	77.21	20.39		80.0	
		Z	4.81	75.16	19.42		80.0	
10504-AAC	LTE-TDD (SC-FDMA, 100% RB, 5 MHz, 16-QAM, UL Subframe=2,3,4,7,8,9)	X	4.37	70.96	17.92	2.23	80.0	± 9.6 %
		Y	4.66	71.99	18.49		80.0	
		Z	4.31	70.92	17.85		80.0	
10505-AAC	LTE-TDD (SC-FDMA, 100% RB, 5 MHz, 64-QAM, UL Subframe=2,3,4,7,8,9)	X	4.44	70.72	17.85	2.23	80.0	± 9.6 %
		Y	4.72	71.68	18.38		80.0	
		Z	4.39	70.68	17.78		80.0	
10506-AAC	LTE-TDD (SC-FDMA, 100% RB, 10 MHz, QPSK, UL Subframe=2,3,4,7,8,9)	X	5.37	74.82	19.29	2.23	80.0	± 9.6 %
		Y	5.93	76.44	20.05		80.0	
		Z	5.29	74.72	19.25		80.0	
10507-AAC	LTE-TDD (SC-FDMA, 100% RB, 10 MHz, 16-QAM, UL Subframe=2,3,4,7,8,9)	X	4.72	70.58	18.07	2.23	80.0	± 9.6 %
		Y	4.98	71.44	18.54		80.0	
		Z	4.67	70.52	18.02		80.0	

10508-AAC	LTE-TDD (SC-FDMA, 100% RB, 10 MHz, 64-QAM, UL Subframe=2,3,4,7,8,9)	X	4.78	70.23	17.97	2.23	80.0	± 9.6 %
		Y	5.02	71.02	18.41		80.0	
		Z	4.72	70.18	17.93		80.0	
10509-AAC	LTE-TDD (SC-FDMA, 100% RB, 15 MHz, QPSK, UL Subframe=2,3,4,7,8,9)	X	5.48	73.02	18.63	2.23	80.0	± 9.6 %
		Y	5.87	74.15	19.19		80.0	
		Z	5.41	72.94	18.60		80.0	
10510-AAC	LTE-TDD (SC-FDMA, 100% RB, 15 MHz, 16-QAM, UL Subframe=2,3,4,7,8,9)	X	5.18	70.13	17.99	2.23	80.0	± 9.6 %
		Y	5.40	70.84	18.39		80.0	
		Z	5.12	70.07	17.96		80.0	
10511-AAC	LTE-TDD (SC-FDMA, 100% RB, 15 MHz, 64-QAM, UL Subframe=2,3,4,7,8,9)	X	5.21	69.83	17.92	2.23	80.0	± 9.6 %
		Y	5.42	70.49	18.29		80.0	
		Z	5.15	69.78	17.89		80.0	
10512-AAC	LTE-TDD (SC-FDMA, 100% RB, 20 MHz, QPSK, UL Subframe=2,3,4,7,8,9)	X	5.85	74.74	19.13	2.23	80.0	± 9.6 %
		Y	6.39	76.18	19.80		80.0	
		Z	5.76	74.62	19.09		80.0	
10513-AAC	LTE-TDD (SC-FDMA, 100% RB, 20 MHz, 16-QAM, UL Subframe=2,3,4,7,8,9)	X	5.10	70.52	18.13	2.23	80.0	± 9.6 %
		Y	5.34	71.31	18.56		80.0	
		Z	5.03	70.43	18.08		80.0	
10514-AAC	LTE-TDD (SC-FDMA, 100% RB, 20 MHz, 64-QAM, UL Subframe=2,3,4,7,8,9)	X	5.08	70.03	18.00	2.23	80.0	± 9.6 %
		Y	5.29	70.75	18.40		80.0	
		Z	5.02	69.96	17.96		80.0	
10515-AAA	IEEE 802.11b WiFi 2.4 GHz (DSSS, 2 Mbps, 99pc duty cycle)	X	0.93	62.43	13.89	0.00	150.0	± 9.6 %
		Y	0.97	63.29	14.71		150.0	
		Z	0.92	62.37	13.81		150.0	
10516-AAA	IEEE 802.11b WiFi 2.4 GHz (DSSS, 5.5 Mbps, 99pc duty cycle)	X	0.48	66.52	14.26	0.00	150.0	± 9.6 %
		Y	0.65	71.79	17.60		150.0	
		Z	0.47	66.19	14.01		150.0	
10517-AAA	IEEE 802.11b WiFi 2.4 GHz (DSSS, 11 Mbps, 99pc duty cycle)	X	0.76	63.81	14.08	0.00	150.0	± 9.6 %
		Y	0.83	65.38	15.37		150.0	
		Z	0.75	63.68	13.95		150.0	
10518-AAB	IEEE 802.11a/h WiFi 5 GHz (OFDM, 9 Mbps, 99pc duty cycle)	X	4.56	66.61	16.07	0.00	150.0	± 9.6 %
		Y	4.61	66.85	16.27		150.0	
		Z	4.53	66.60	16.05		150.0	
10519-AAB	IEEE 802.11a/h WiFi 5 GHz (OFDM, 12 Mbps, 99pc duty cycle)	X	4.76	66.88	16.21	0.00	150.0	± 9.6 %
		Y	4.82	67.13	16.41		150.0	
		Z	4.73	66.86	16.18		150.0	
10520-AAB	IEEE 802.11a/h WiFi 5 GHz (OFDM, 18 Mbps, 99pc duty cycle)	X	4.61	66.83	16.12	0.00	150.0	± 9.6 %
		Y	4.67	67.09	16.32		150.0	
		Z	4.57	66.81	16.09		150.0	
10521-AAB	IEEE 802.11a/h WiFi 5 GHz (OFDM, 24 Mbps, 99pc duty cycle)	X	4.54	66.82	16.10	0.00	150.0	± 9.6 %
		Y	4.60	67.09	16.31		150.0	
		Z	4.51	66.79	16.07		150.0	
10522-AAB	IEEE 802.11a/h WiFi 5 GHz (OFDM, 36 Mbps, 99pc duty cycle)	X	4.60	66.88	16.17	0.00	150.0	± 9.6 %
		Y	4.65	67.13	16.37		150.0	
		Z	4.56	66.87	16.15		150.0	

10523-AAB	IEEE 802.11a/h WiFi 5 GHz (OFDM, 48 Mbps, 99pc duty cycle)	X	4.47	66.73	16.00	0.00	150.0	± 9.6 %
		Y	4.52	66.99	16.21		150.0	
		Z	4.44	66.72	15.98		150.0	
10524-AAB	IEEE 802.11a/h WiFi 5 GHz (OFDM, 54 Mbps, 99pc duty cycle)	X	4.55	66.81	16.14	0.00	150.0	± 9.6 %
		Y	4.60	67.07	16.35		150.0	
		Z	4.51	66.79	16.12		150.0	
10525-AAB	IEEE 802.11ac WiFi (20MHz, MCS0, 99pc duty cycle)	X	4.52	65.83	15.72	0.00	150.0	± 9.6 %
		Y	4.57	66.08	15.92		150.0	
		Z	4.49	65.82	15.70		150.0	
10526-AAB	IEEE 802.11ac WiFi (20MHz, MCS1, 99pc duty cycle)	X	4.70	66.21	15.87	0.00	150.0	± 9.6 %
		Y	4.76	66.48	16.07		150.0	
		Z	4.66	66.20	15.85		150.0	
10527-AAB	IEEE 802.11ac WiFi (20MHz, MCS2, 99pc duty cycle)	X	4.61	66.17	15.81	0.00	150.0	± 9.6 %
		Y	4.67	66.44	16.02		150.0	
		Z	4.58	66.15	15.78		150.0	
10528-AAB	IEEE 802.11ac WiFi (20MHz, MCS3, 99pc duty cycle)	X	4.63	66.19	15.85	0.00	150.0	± 9.6 %
		Y	4.69	66.46	16.05		150.0	
		Z	4.60	66.17	15.82		150.0	
10529-AAB	IEEE 802.11ac WiFi (20MHz, MCS4, 99pc duty cycle)	X	4.63	66.19	15.85	0.00	150.0	± 9.6 %
		Y	4.69	66.46	16.05		150.0	
		Z	4.60	66.17	15.82		150.0	
10531-AAB	IEEE 802.11ac WiFi (20MHz, MCS6, 99pc duty cycle)	X	4.63	66.31	15.86	0.00	150.0	± 9.6 %
		Y	4.69	66.59	16.07		150.0	
		Z	4.59	66.28	15.83		150.0	
10532-AAB	IEEE 802.11ac WiFi (20MHz, MCS7, 99pc duty cycle)	X	4.48	66.15	15.79	0.00	150.0	± 9.6 %
		Y	4.55	66.44	16.01		150.0	
		Z	4.45	66.12	15.75		150.0	
10533-AAB	IEEE 802.11ac WiFi (20MHz, MCS8, 99pc duty cycle)	X	4.64	66.22	15.83	0.00	150.0	± 9.6 %
		Y	4.70	66.49	16.03		150.0	
		Z	4.60	66.20	15.80		150.0	
10534-AAB	IEEE 802.11ac WiFi (40MHz, MCS0, 99pc duty cycle)	X	5.17	66.38	15.95	0.00	150.0	± 9.6 %
		Y	5.22	66.61	16.12		150.0	
		Z	5.14	66.36	15.93		150.0	
10535-AAB	IEEE 802.11ac WiFi (40MHz, MCS1, 99pc duty cycle)	X	5.24	66.55	16.02	0.00	150.0	± 9.6 %
		Y	5.29	66.77	16.19		150.0	
		Z	5.21	66.54	16.01		150.0	
10536-AAB	IEEE 802.11ac WiFi (40MHz, MCS2, 99pc duty cycle)	X	5.11	66.49	15.97	0.00	150.0	± 9.6 %
		Y	5.16	66.73	16.15		150.0	
		Z	5.07	66.46	15.95		150.0	
10537-AAB	IEEE 802.11ac WiFi (40MHz, MCS3, 99pc duty cycle)	X	5.17	66.48	15.97	0.00	150.0	± 9.6 %
		Y	5.22	66.71	16.14		150.0	
		Z	5.14	66.45	15.95		150.0	
10538-AAB	IEEE 802.11ac WiFi (40MHz, MCS4, 99pc duty cycle)	X	5.27	66.54	16.05	0.00	150.0	± 9.6 %
		Y	5.32	66.77	16.22		150.0	
		Z	5.23	66.49	16.02		150.0	
10540-AAB	IEEE 802.11ac WiFi (40MHz, MCS6, 99pc duty cycle)	X	5.19	66.52	16.05	0.00	150.0	± 9.6 %
		Y	5.24	66.75	16.22		150.0	
		Z	5.16	66.50	16.03		150.0	

10541-AAB	IEEE 802.11ac WiFi (40MHz, MCS7, 99pc duty cycle)	X	5.16	66.38	15.97	0.00	150.0	± 9.6 %
		Y	5.21	66.61	16.15		150.0	
		Z	5.13	66.35	15.95		150.0	
10542-AAB	IEEE 802.11ac WiFi (40MHz, MCS8, 99pc duty cycle)	X	5.32	66.47	16.04	0.00	150.0	± 9.6 %
		Y	5.37	66.69	16.20		150.0	
		Z	5.29	66.44	16.02		150.0	
10543-AAB	IEEE 802.11ac WiFi (40MHz, MCS9, 99pc duty cycle)	X	5.41	66.52	16.08	0.00	150.0	± 9.6 %
		Y	5.45	66.73	16.24		150.0	
		Z	5.38	66.51	16.07		150.0	
10544-AAB	IEEE 802.11ac WiFi (80MHz, MCS0, 99pc duty cycle)	X	5.47	66.50	15.95	0.00	150.0	± 9.6 %
		Y	5.51	66.71	16.11		150.0	
		Z	5.45	66.47	15.93		150.0	
10545-AAB	IEEE 802.11ac WiFi (80MHz, MCS1, 99pc duty cycle)	X	5.69	66.97	16.13	0.00	150.0	± 9.6 %
		Y	5.73	67.17	16.28		150.0	
		Z	5.66	66.95	16.12		150.0	
10546-AAB	IEEE 802.11ac WiFi (80MHz, MCS2, 99pc duty cycle)	X	5.56	66.76	16.04	0.00	150.0	± 9.6 %
		Y	5.60	66.98	16.21		150.0	
		Z	5.52	66.71	16.02		150.0	
10547-AAB	IEEE 802.11ac WiFi (80MHz, MCS3, 99pc duty cycle)	X	5.64	66.85	16.08	0.00	150.0	± 9.6 %
		Y	5.69	67.07	16.24		150.0	
		Z	5.60	66.78	16.04		150.0	
10548-AAB	IEEE 802.11ac WiFi (80MHz, MCS4, 99pc duty cycle)	X	6.00	68.11	16.68	0.00	150.0	± 9.6 %
		Y	6.04	68.30	16.83		150.0	
		Z	5.95	68.00	16.63		150.0	
10550-AAB	IEEE 802.11ac WiFi (80MHz, MCS6, 99pc duty cycle)	X	5.58	66.74	16.04	0.00	150.0	± 9.6 %
		Y	5.62	66.95	16.20		150.0	
		Z	5.55	66.72	16.03		150.0	
10551-AAB	IEEE 802.11ac WiFi (80MHz, MCS7, 99pc duty cycle)	X	5.58	66.77	16.02	0.00	150.0	± 9.6 %
		Y	5.63	67.00	16.18		150.0	
		Z	5.55	66.74	16.00		150.0	
10552-AAB	IEEE 802.11ac WiFi (80MHz, MCS8, 99pc duty cycle)	X	5.49	66.55	15.92	0.00	150.0	± 9.6 %
		Y	5.53	66.77	16.08		150.0	
		Z	5.46	66.52	15.90		150.0	
10553-AAB	IEEE 802.11ac WiFi (80MHz, MCS9, 99pc duty cycle)	X	5.58	66.61	15.98	0.00	150.0	± 9.6 %
		Y	5.63	66.83	16.14		150.0	
		Z	5.55	66.57	15.96		150.0	
10554-AAC	IEEE 802.11ac WiFi (160MHz, MCS0, 99pc duty cycle)	X	5.88	66.89	16.06	0.00	150.0	± 9.6 %
		Y	5.92	67.10	16.21		150.0	
		Z	5.86	66.86	16.04		150.0	
10555-AAC	IEEE 802.11ac WiFi (160MHz, MCS1, 99pc duty cycle)	X	6.03	67.23	16.21	0.00	150.0	± 9.6 %
		Y	6.07	67.43	16.35		150.0	
		Z	6.00	67.20	16.19		150.0	
10556-AAC	IEEE 802.11ac WiFi (160MHz, MCS2, 99pc duty cycle)	X	6.04	67.26	16.21	0.00	150.0	± 9.6 %
		Y	6.08	67.46	16.36		150.0	
		Z	6.02	67.23	16.20		150.0	
10557-AAC	IEEE 802.11ac WiFi (160MHz, MCS3, 99pc duty cycle)	X	6.01	67.18	16.19	0.00	150.0	± 9.6 %
		Y	6.06	67.39	16.35		150.0	
		Z	5.98	67.14	16.17		150.0	

10558-AAC	IEEE 802.11ac WiFi (160MHz, MCS4, 99pc duty cycle)	X	6.07	67.37	16.30	0.00	150.0	± 9.6 %
		Y	6.12	67.58	16.46		150.0	
		Z	6.04	67.31	16.27		150.0	
10560-AAC	IEEE 802.11ac WiFi (160MHz, MCS6, 99pc duty cycle)	X	6.06	67.18	16.25	0.00	150.0	± 9.6 %
		Y	6.10	67.40	16.41		150.0	
		Z	6.03	67.14	16.23		150.0	
10561-AAC	IEEE 802.11ac WiFi (160MHz, MCS7, 99pc duty cycle)	X	5.98	67.16	16.28	0.00	150.0	± 9.6 %
		Y	6.02	67.38	16.43		150.0	
		Z	5.95	67.13	16.26		150.0	
10562-AAC	IEEE 802.11ac WiFi (160MHz, MCS8, 99pc duty cycle)	X	6.14	67.65	16.52	0.00	150.0	± 9.6 %
		Y	6.18	67.88	16.69		150.0	
		Z	6.10	67.57	16.48		150.0	
10563-AAC	IEEE 802.11ac WiFi (160MHz, MCS9, 99pc duty cycle)	X	6.53	68.40	16.85	0.00	150.0	± 9.6 %
		Y	6.57	68.59	17.00		150.0	
		Z	6.44	68.19	16.75		150.0	
10564-AAA	IEEE 802.11g WiFi 2.4 GHz (DSSS-OFDM, 9 Mbps, 99pc duty cycle)	X	4.91	66.77	16.29	0.46	150.0	± 9.6 %
		Y	4.96	67.01	16.49		150.0	
		Z	4.88	66.76	16.26		150.0	
10565-AAA	IEEE 802.11g WiFi 2.4 GHz (DSSS-OFDM, 12 Mbps, 99pc duty cycle)	X	5.15	67.23	16.61	0.46	150.0	± 9.6 %
		Y	5.20	67.46	16.79		150.0	
		Z	5.11	67.20	16.58		150.0	
10566-AAA	IEEE 802.11g WiFi 2.4 GHz (DSSS-OFDM, 18 Mbps, 99pc duty cycle)	X	4.98	67.08	16.43	0.46	150.0	± 9.6 %
		Y	5.04	67.33	16.62		150.0	
		Z	4.94	67.05	16.40		150.0	
10567-AAA	IEEE 802.11g WiFi 2.4 GHz (DSSS-OFDM, 24 Mbps, 99pc duty cycle)	X	5.00	67.42	16.74	0.46	150.0	± 9.6 %
		Y	5.05	67.64	16.92		150.0	
		Z	4.96	67.39	16.72		150.0	
10568-AAA	IEEE 802.11g WiFi 2.4 GHz (DSSS-OFDM, 36 Mbps, 99pc duty cycle)	X	4.90	66.88	16.22	0.46	150.0	± 9.6 %
		Y	4.96	67.15	16.44		150.0	
		Z	4.87	66.87	16.19		150.0	
10569-AAA	IEEE 802.11g WiFi 2.4 GHz (DSSS-OFDM, 48 Mbps, 99pc duty cycle)	X	4.95	67.46	16.77	0.46	150.0	± 9.6 %
		Y	5.00	67.68	16.94		150.0	
		Z	4.91	67.46	16.76		150.0	
10570-AAA	IEEE 802.11g WiFi 2.4 GHz (DSSS-OFDM, 54 Mbps, 99pc duty cycle)	X	4.99	67.34	16.73	0.46	150.0	± 9.6 %
		Y	5.04	67.57	16.91		150.0	
		Z	4.95	67.33	16.71		150.0	
10571-AAA	IEEE 802.11b WiFi 2.4 GHz (DSSS, 1 Mbps, 90pc duty cycle)	X	1.25	64.93	15.40	0.46	130.0	± 9.6 %
		Y	1.32	65.99	16.25		130.0	
		Z	1.24	64.84	15.31		130.0	
10572-AAA	IEEE 802.11b WiFi 2.4 GHz (DSSS, 2 Mbps, 90pc duty cycle)	X	1.27	65.48	15.72	0.46	130.0	± 9.6 %
		Y	1.35	66.62	16.60		130.0	
		Z	1.26	65.38	15.63		130.0	
10573-AAA	IEEE 802.11b WiFi 2.4 GHz (DSSS, 5.5 Mbps, 90pc duty cycle)	X	2.10	81.92	20.57	0.46	130.0	± 9.6 %
		Y	6.18	99.59	26.88		130.0	
		Z	1.98	81.02	20.18		130.0	
10574-AAA	IEEE 802.11b WiFi 2.4 GHz (DSSS, 11 Mbps, 90pc duty cycle)	X	1.40	70.72	18.14	0.46	130.0	± 9.6 %
		Y	1.59	73.16	19.61		130.0	
		Z	1.38	70.53	18.01		130.0	

10575-AAA	IEEE 802.11g WiFi 2.4 GHz (DSSS-OFDM, 6 Mbps, 90pc duty cycle)	X	4.72	66.64	16.39	0.46	130.0	± 9.6 %
		Y	4.77	66.88	16.58		130.0	
		Z	4.69	66.63	16.36		130.0	
10576-AAA	IEEE 802.11g WiFi 2.4 GHz (DSSS-OFDM, 9 Mbps, 90pc duty cycle)	X	4.74	66.78	16.44	0.46	130.0	± 9.6 %
		Y	4.79	67.02	16.63		130.0	
		Z	4.71	66.78	16.41		130.0	
10577-AAA	IEEE 802.11g WiFi 2.4 GHz (DSSS-OFDM, 12 Mbps, 90pc duty cycle)	X	4.96	67.10	16.62	0.46	130.0	± 9.6 %
		Y	5.01	67.33	16.80		130.0	
		Z	4.92	67.08	16.59		130.0	
10578-AAA	IEEE 802.11g WiFi 2.4 GHz (DSSS-OFDM, 18 Mbps, 90pc duty cycle)	X	4.85	67.23	16.70	0.46	130.0	± 9.6 %
		Y	4.90	67.46	16.88		130.0	
		Z	4.81	67.21	16.67		130.0	
10579-AAA	IEEE 802.11g WiFi 2.4 GHz (DSSS-OFDM, 24 Mbps, 90pc duty cycle)	X	4.63	66.62	16.07	0.46	130.0	± 9.6 %
		Y	4.70	66.91	16.30		130.0	
		Z	4.60	66.59	16.04		130.0	
10580-AAA	IEEE 802.11g WiFi 2.4 GHz (DSSS-OFDM, 36 Mbps, 90pc duty cycle)	X	4.68	66.64	16.09	0.46	130.0	± 9.6 %
		Y	4.74	66.93	16.33		130.0	
		Z	4.64	66.62	16.06		130.0	
10581-AAA	IEEE 802.11g WiFi 2.4 GHz (DSSS-OFDM, 48 Mbps, 90pc duty cycle)	X	4.75	67.28	16.64	0.46	130.0	± 9.6 %
		Y	4.81	67.52	16.83		130.0	
		Z	4.71	67.26	16.61		130.0	
10582-AAA	IEEE 802.11g WiFi 2.4 GHz (DSSS-OFDM, 54 Mbps, 90pc duty cycle)	X	4.59	66.41	15.89	0.46	130.0	± 9.6 %
		Y	4.65	66.72	16.14		130.0	
		Z	4.55	66.37	15.85		130.0	
10583-AAB	IEEE 802.11a/h WiFi 5 GHz (OFDM, 6 Mbps, 90pc duty cycle)	X	4.72	66.64	16.39	0.46	130.0	± 9.6 %
		Y	4.77	66.88	16.58		130.0	
		Z	4.69	66.63	16.36		130.0	
10584-AAB	IEEE 802.11a/h WiFi 5 GHz (OFDM, 9 Mbps, 90pc duty cycle)	X	4.74	66.78	16.44	0.46	130.0	± 9.6 %
		Y	4.79	67.02	16.63		130.0	
		Z	4.71	66.78	16.41		130.0	
10585-AAB	IEEE 802.11a/h WiFi 5 GHz (OFDM, 12 Mbps, 90pc duty cycle)	X	4.96	67.10	16.62	0.46	130.0	± 9.6 %
		Y	5.01	67.33	16.80		130.0	
		Z	4.92	67.08	16.59		130.0	
10586-AAB	IEEE 802.11a/h WiFi 5 GHz (OFDM, 18 Mbps, 90pc duty cycle)	X	4.85	67.23	16.70	0.46	130.0	± 9.6 %
		Y	4.90	67.46	16.88		130.0	
		Z	4.81	67.21	16.67		130.0	
10587-AAB	IEEE 802.11a/h WiFi 5 GHz (OFDM, 24 Mbps, 90pc duty cycle)	X	4.63	66.62	16.07	0.46	130.0	± 9.6 %
		Y	4.70	66.91	16.30		130.0	
		Z	4.60	66.59	16.04		130.0	
10588-AAB	IEEE 802.11a/h WiFi 5 GHz (OFDM, 36 Mbps, 90pc duty cycle)	X	4.68	66.64	16.09	0.46	130.0	± 9.6 %
		Y	4.74	66.93	16.33		130.0	
		Z	4.64	66.62	16.06		130.0	
10589-AAB	IEEE 802.11a/h WiFi 5 GHz (OFDM, 48 Mbps, 90pc duty cycle)	X	4.75	67.28	16.64	0.46	130.0	± 9.6 %
		Y	4.81	67.52	16.83		130.0	
		Z	4.71	67.26	16.61		130.0	
10590-AAB	IEEE 802.11a/h WiFi 5 GHz (OFDM, 54 Mbps, 90pc duty cycle)	X	4.59	66.41	15.89	0.46	130.0	± 9.6 %
		Y	4.65	66.72	16.14		130.0	
		Z	4.55	66.37	15.85		130.0	

10591-AAB	IEEE 802.11n (HT Mixed, 20MHz, MCS0, 90pc duty cycle)	X	4.87	66.69	16.48	0.46	130.0	± 9.6 %
		Y	4.92	66.92	16.67		130.0	
		Z	4.84	66.69	16.46		130.0	
10592-AAB	IEEE 802.11n (HT Mixed, 20MHz, MCS1, 90pc duty cycle)	X	5.03	67.03	16.61	0.46	130.0	± 9.6 %
		Y	5.08	67.26	16.79		130.0	
		Z	5.00	67.02	16.59		130.0	
10593-AAB	IEEE 802.11n (HT Mixed, 20MHz, MCS2, 90pc duty cycle)	X	4.96	66.97	16.51	0.46	130.0	± 9.6 %
		Y	5.01	67.21	16.70		130.0	
		Z	4.92	66.95	16.48		130.0	
10594-AAB	IEEE 802.11n (HT Mixed, 20MHz, MCS3, 90pc duty cycle)	X	5.01	67.11	16.65	0.46	130.0	± 9.6 %
		Y	5.06	67.34	16.83		130.0	
		Z	4.97	67.10	16.62		130.0	
10595-AAB	IEEE 802.11n (HT Mixed, 20MHz, MCS4, 90pc duty cycle)	X	4.98	67.08	16.55	0.46	130.0	± 9.6 %
		Y	5.04	67.32	16.74		130.0	
		Z	4.94	67.06	16.53		130.0	
10596-AAB	IEEE 802.11n (HT Mixed, 20MHz, MCS5, 90pc duty cycle)	X	4.92	67.08	16.55	0.46	130.0	± 9.6 %
		Y	4.98	67.33	16.75		130.0	
		Z	4.88	67.06	16.53		130.0	
10597-AAB	IEEE 802.11n (HT Mixed, 20MHz, MCS6, 90pc duty cycle)	X	4.87	67.00	16.45	0.46	130.0	± 9.6 %
		Y	4.93	67.26	16.65		130.0	
		Z	4.83	66.97	16.42		130.0	
10598-AAB	IEEE 802.11n (HT Mixed, 20MHz, MCS7, 90pc duty cycle)	X	4.85	67.21	16.69	0.46	130.0	± 9.6 %
		Y	4.90	67.45	16.87		130.0	
		Z	4.81	67.18	16.66		130.0	
10599-AAB	IEEE 802.11n (HT Mixed, 40MHz, MCS0, 90pc duty cycle)	X	5.55	67.30	16.72	0.46	130.0	± 9.6 %
		Y	5.59	67.50	16.88		130.0	
		Z	5.52	67.28	16.71		130.0	
10600-AAB	IEEE 802.11n (HT Mixed, 40MHz, MCS1, 90pc duty cycle)	X	5.76	67.97	17.04	0.46	130.0	± 9.6 %
		Y	5.80	68.15	17.19		130.0	
		Z	5.71	67.90	16.99		130.0	
10601-AAB	IEEE 802.11n (HT Mixed, 40MHz, MCS2, 90pc duty cycle)	X	5.61	67.58	16.85	0.46	130.0	± 9.6 %
		Y	5.65	67.77	17.00		130.0	
		Z	5.57	67.54	16.83		130.0	
10602-AAB	IEEE 802.11n (HT Mixed, 40MHz, MCS3, 90pc duty cycle)	X	5.69	67.58	16.77	0.46	130.0	± 9.6 %
		Y	5.73	67.78	16.94		130.0	
		Z	5.66	67.57	16.76		130.0	
10603-AAB	IEEE 802.11n (HT Mixed, 40MHz, MCS4, 90pc duty cycle)	X	5.77	67.85	17.03	0.46	130.0	± 9.6 %
		Y	5.81	68.03	17.18		130.0	
		Z	5.73	67.82	17.01		130.0	
10604-AAB	IEEE 802.11n (HT Mixed, 40MHz, MCS5, 90pc duty cycle)	X	5.55	67.27	16.73	0.46	130.0	± 9.6 %
		Y	5.60	67.47	16.89		130.0	
		Z	5.52	67.24	16.71		130.0	
10605-AAB	IEEE 802.11n (HT Mixed, 40MHz, MCS6, 90pc duty cycle)	X	5.69	67.68	16.94	0.46	130.0	± 9.6 %
		Y	5.73	67.87	17.10		130.0	
		Z	5.66	67.69	16.94		130.0	
10606-AAB	IEEE 802.11n (HT Mixed, 40MHz, MCS7, 90pc duty cycle)	X	5.43	67.03	16.48	0.46	130.0	± 9.6 %
		Y	5.48	67.26	16.66		130.0	
		Z	5.41	67.03	16.47		130.0	

10607-AAB	IEEE 802.11ac WiFi (20MHz, MCS0, 90pc duty cycle)	X	4.70	65.95	16.07	0.46	130.0	± 9.6 %
		Y	4.75	66.19	16.26		130.0	
		Z	4.67	65.95	16.05		130.0	
10608-AAB	IEEE 802.11ac WiFi (20MHz, MCS1, 90pc duty cycle)	X	4.89	66.37	16.24	0.46	130.0	± 9.6 %
		Y	4.95	66.62	16.43		130.0	
		Z	4.86	66.36	16.22		130.0	
10609-AAB	IEEE 802.11ac WiFi (20MHz, MCS2, 90pc duty cycle)	X	4.78	66.23	16.09	0.46	130.0	± 9.6 %
		Y	4.84	66.50	16.29		130.0	
		Z	4.75	66.21	16.06		130.0	
10610-AAB	IEEE 802.11ac WiFi (20MHz, MCS3, 90pc duty cycle)	X	4.83	66.38	16.24	0.46	130.0	± 9.6 %
		Y	4.89	66.63	16.43		130.0	
		Z	4.80	66.36	16.22		130.0	
10611-AAB	IEEE 802.11ac WiFi (20MHz, MCS4, 90pc duty cycle)	X	4.75	66.21	16.10	0.46	130.0	± 9.6 %
		Y	4.81	66.47	16.30		130.0	
		Z	4.72	66.18	16.07		130.0	
10612-AAB	IEEE 802.11ac WiFi (20MHz, MCS5, 90pc duty cycle)	X	4.77	66.37	16.14	0.46	130.0	± 9.6 %
		Y	4.83	66.65	16.36		130.0	
		Z	4.73	66.35	16.12		130.0	
10613-AAB	IEEE 802.11ac WiFi (20MHz, MCS6, 90pc duty cycle)	X	4.78	66.28	16.05	0.46	130.0	± 9.6 %
		Y	4.84	66.57	16.26		130.0	
		Z	4.74	66.25	16.02		130.0	
10614-AAB	IEEE 802.11ac WiFi (20MHz, MCS7, 90pc duty cycle)	X	4.71	66.42	16.24	0.46	130.0	± 9.6 %
		Y	4.77	66.68	16.44		130.0	
		Z	4.67	66.39	16.22		130.0	
10615-AAB	IEEE 802.11ac WiFi (20MHz, MCS8, 90pc duty cycle)	X	4.76	66.06	15.90	0.46	130.0	± 9.6 %
		Y	4.82	66.34	16.11		130.0	
		Z	4.72	66.04	15.87		130.0	
10616-AAB	IEEE 802.11ac WiFi (40MHz, MCS0, 90pc duty cycle)	X	5.36	66.52	16.31	0.46	130.0	± 9.6 %
		Y	5.40	66.73	16.47		130.0	
		Z	5.33	66.49	16.29		130.0	
10617-AAB	IEEE 802.11ac WiFi (40MHz, MCS1, 90pc duty cycle)	X	5.42	66.67	16.35	0.46	130.0	± 9.6 %
		Y	5.47	66.87	16.51		130.0	
		Z	5.40	66.69	16.36		130.0	
10618-AAB	IEEE 802.11ac WiFi (40MHz, MCS2, 90pc duty cycle)	X	5.31	66.69	16.37	0.46	130.0	± 9.6 %
		Y	5.36	66.91	16.54		130.0	
		Z	5.28	66.66	16.36		130.0	
10619-AAB	IEEE 802.11ac WiFi (40MHz, MCS3, 90pc duty cycle)	X	5.34	66.55	16.24	0.46	130.0	± 9.6 %
		Y	5.39	66.77	16.41		130.0	
		Z	5.31	66.53	16.23		130.0	
10620-AAB	IEEE 802.11ac WiFi (40MHz, MCS4, 90pc duty cycle)	X	5.44	66.61	16.33	0.46	130.0	± 9.6 %
		Y	5.49	66.85	16.50		130.0	
		Z	5.40	66.57	16.30		130.0	
10621-AAB	IEEE 802.11ac WiFi (40MHz, MCS5, 90pc duty cycle)	X	5.41	66.65	16.46	0.46	130.0	± 9.6 %
		Y	5.46	66.85	16.61		130.0	
		Z	5.38	66.63	16.44		130.0	
10622-AAB	IEEE 802.11ac WiFi (40MHz, MCS6, 90pc duty cycle)	X	5.43	66.83	16.54	0.46	130.0	± 9.6 %
		Y	5.47	67.03	16.69		130.0	
		Z	5.41	66.83	16.53		130.0	



10623-AAB	IEEE 802.11ac WiFi (40MHz, MCS7, 90pc duty cycle)	X	5.31	66.37	16.20	0.46	130.0	± 9.6 %
		Y	5.36	66.60	16.37		130.0	
		Z	5.28	66.35	16.18		130.0	
10624-AAB	IEEE 802.11ac WiFi (40MHz, MCS8, 90pc duty cycle)	X	5.51	66.60	16.37	0.46	130.0	± 9.6 %
		Y	5.55	66.80	16.53		130.0	
		Z	5.48	66.57	16.35		130.0	
10625-AAB	IEEE 802.11ac WiFi (40MHz, MCS9, 90pc duty cycle)	X	5.96	67.84	17.04	0.46	130.0	± 9.6 %
		Y	6.00	68.03	17.20		130.0	
		Z	5.91	67.77	17.00		130.0	
10626-AAB	IEEE 802.11ac WiFi (80MHz, MCS0, 90pc duty cycle)	X	5.63	66.56	16.25	0.46	130.0	± 9.6 %
		Y	5.67	66.76	16.40		130.0	
		Z	5.61	66.54	16.24		130.0	
10627-AAB	IEEE 802.11ac WiFi (80MHz, MCS1, 90pc duty cycle)	X	5.91	67.22	16.54	0.46	130.0	± 9.6 %
		Y	5.95	67.40	16.68		130.0	
		Z	5.89	67.20	16.54		130.0	
10628-AAB	IEEE 802.11ac WiFi (80MHz, MCS2, 90pc duty cycle)	X	5.69	66.73	16.24	0.46	130.0	± 9.6 %
		Y	5.74	66.95	16.40		130.0	
		Z	5.67	66.70	16.22		130.0	
10629-AAB	IEEE 802.11ac WiFi (80MHz, MCS3, 90pc duty cycle)	X	5.78	66.80	16.27	0.46	130.0	± 9.6 %
		Y	5.82	67.01	16.42		130.0	
		Z	5.76	66.81	16.27		130.0	
10630-AAB	IEEE 802.11ac WiFi (80MHz, MCS4, 90pc duty cycle)	X	6.42	68.87	17.30	0.46	130.0	± 9.6 %
		Y	6.45	69.07	17.46		130.0	
		Z	6.35	68.76	17.24		130.0	
10631-AAB	IEEE 802.11ac WiFi (80MHz, MCS5, 90pc duty cycle)	X	6.17	68.24	17.17	0.46	130.0	± 9.6 %
		Y	6.22	68.45	17.31		130.0	
		Z	6.11	68.14	17.12		130.0	
10632-AAB	IEEE 802.11ac WiFi (80MHz, MCS6, 90pc duty cycle)	X	5.86	67.20	16.67	0.46	130.0	± 9.6 %
		Y	5.89	67.37	16.79		130.0	
		Z	5.84	67.20	16.66		130.0	
10633-AAB	IEEE 802.11ac WiFi (80MHz, MCS7, 90pc duty cycle)	X	5.75	66.86	16.33	0.46	130.0	± 9.6 %
		Y	5.80	67.09	16.49		130.0	
		Z	5.72	66.81	16.30		130.0	
10634-AAB	IEEE 802.11ac WiFi (80MHz, MCS8, 90pc duty cycle)	X	5.73	66.86	16.39	0.46	130.0	± 9.6 %
		Y	5.78	67.07	16.54		130.0	
		Z	5.70	66.82	16.36		130.0	
10635-AAB	IEEE 802.11ac WiFi (80MHz, MCS9, 90pc duty cycle)	X	5.63	66.29	15.85	0.46	130.0	± 9.6 %
		Y	5.69	66.55	16.05		130.0	
		Z	5.60	66.24	15.82		130.0	
10636-AAC	IEEE 802.11ac WiFi (160MHz, MCS0, 90pc duty cycle)	X	6.06	66.98	16.37	0.46	130.0	± 9.6 %
		Y	6.09	67.16	16.51		130.0	
		Z	6.04	66.95	16.36		130.0	
10637-AAC	IEEE 802.11ac WiFi (160MHz, MCS1, 90pc duty cycle)	X	6.23	67.40	16.57	0.46	130.0	± 9.6 %
		Y	6.27	67.58	16.70		130.0	
		Z	6.21	67.38	16.55		130.0	
10638-AAC	IEEE 802.11ac WiFi (160MHz, MCS2, 90pc duty cycle)	X	6.23	67.37	16.53	0.46	130.0	± 9.6 %
		Y	6.27	67.56	16.67		130.0	
		Z	6.21	67.35	16.52		130.0	

10639-AAC	IEEE 802.11ac WiFi (160MHz, MCS3, 90pc duty cycle)	X	6.21	67.31	16.55	0.46	130.0	± 9.6 %
		Y	6.25	67.51	16.69		130.0	
		Z	6.18	67.27	16.52		130.0	
10640-AAC	IEEE 802.11ac WiFi (160MHz, MCS4, 90pc duty cycle)	X	6.23	67.39	16.53	0.46	130.0	± 9.6 %
		Y	6.28	67.61	16.69		130.0	
		Z	6.20	67.33	16.50		130.0	
10641-AAC	IEEE 802.11ac WiFi (160MHz, MCS5, 90pc duty cycle)	X	6.24	67.19	16.45	0.46	130.0	± 9.6 %
		Y	6.28	67.39	16.60		130.0	
		Z	6.22	67.18	16.44		130.0	
10642-AAC	IEEE 802.11ac WiFi (160MHz, MCS6, 90pc duty cycle)	X	6.29	67.45	16.73	0.46	130.0	± 9.6 %
		Y	6.33	67.63	16.87		130.0	
		Z	6.26	67.41	16.72		130.0	
10643-AAC	IEEE 802.11ac WiFi (160MHz, MCS7, 90pc duty cycle)	X	6.13	67.18	16.51	0.46	130.0	± 9.6 %
		Y	6.18	67.38	16.66		130.0	
		Z	6.11	67.15	16.49		130.0	
10644-AAC	IEEE 802.11ac WiFi (160MHz, MCS8, 90pc duty cycle)	X	6.35	67.83	16.86	0.46	130.0	± 9.6 %
		Y	6.40	68.06	17.03		130.0	
		Z	6.30	67.74	16.80		130.0	
10645-AAC	IEEE 802.11ac WiFi (160MHz, MCS9, 90pc duty cycle)	X	6.89	68.98	17.38	0.46	130.0	± 9.6 %
		Y	6.90	69.10	17.50		130.0	
		Z	6.83	68.87	17.33		130.0	
10646-AAD	LTE-TDD (SC-FDMA, 1 RB, 5 MHz, QPSK, UL Subframe=2,7)	X	48.50	125.76	41.37	9.30	60.0	± 9.6 %
		Y	90.47	140.91	45.72		60.0	
		Z	50.32	127.46	41.96		60.0	
10647-AAC	LTE-TDD (SC-FDMA, 1 RB, 20 MHz, QPSK, UL Subframe=2,7)	X	48.77	126.82	41.82	9.30	60.0	± 9.6 %
		Y	98.14	143.92	46.67		60.0	
		Z	49.92	128.24	42.34		60.0	
10648-AAA	CDMA2000 (1x Advanced)	X	0.66	62.51	9.96	0.00	150.0	± 9.6 %
		Y	0.73	63.91	11.18		150.0	
		Z	0.63	62.25	9.61		150.0	
10652-AAB	LTE-TDD (OFDMA, 5 MHz, E-TM 3.1, Clipping 44%)	X	4.17	68.03	16.99	2.23	80.0	± 9.6 %
		Y	4.34	68.67	17.39		80.0	
		Z	4.13	68.01	16.93		80.0	
10653-AAB	LTE-TDD (OFDMA, 10 MHz, E-TM 3.1, Clipping 44%)	X	4.68	67.42	17.15	2.23	80.0	± 9.6 %
		Y	4.82	67.93	17.48		80.0	
		Z	4.65	67.40	17.11		80.0	
10654-AAB	LTE-TDD (OFDMA, 15 MHz, E-TM 3.1, Clipping 44%)	X	4.64	67.10	17.16	2.23	80.0	± 9.6 %
		Y	4.76	67.59	17.48		80.0	
		Z	4.61	67.07	17.13		80.0	
10655-AAB	LTE-TDD (OFDMA, 20 MHz, E-TM 3.1, Clipping 44%)	X	4.70	67.12	17.21	2.23	80.0	± 9.6 %
		Y	4.82	67.61	17.53		80.0	
		Z	4.67	67.08	17.17		80.0	
10658-AAA	Pulse Waveform (200Hz, 10%)	X	17.27	91.20	23.98	10.00	50.0	± 9.6 %
		Y	16.02	90.22	23.99		50.0	
		Z	18.59	92.23	24.12		50.0	
10659-AAA	Pulse Waveform (200Hz, 20%)	X	100.00	114.98	28.67	6.99	60.0	± 9.6 %
		Y	100.00	116.21	29.42		60.0	
		Z	100.00	114.43	28.33		60.0	

10660-AAA	Pulse Waveform (200Hz, 40%)	X	100.00	112.03	25.82	3.98	80.0	± 9.6 %
		Y	100.00	113.99	26.86		80.0	
		Z	100.00	111.43	25.48		80.0	
10661-AAA	Pulse Waveform (200Hz, 60%)	X	100.00	111.06	24.05	2.22	100.0	± 9.6 %
		Y	100.00	114.62	25.75		100.0	
		Z	100.00	110.31	23.67		100.0	
10662-AAA	Pulse Waveform (200Hz, 80%)	X	100.00	108.64	21.32	0.97	120.0	± 9.6 %
		Y	100.00	117.33	25.06		120.0	
		Z	100.00	107.31	20.72		120.0	

<sup>E</sup> Uncertainty is determined using the max. deviation from linear response applying rectangular distribution and is expressed for the square of the field value.



Accredited by the Swiss Accreditation Service (SAS)  
The Swiss Accreditation Service is one of the signatories to the EA  
Multilateral Agreement for the recognition of calibration certificates

Accreditation No.: **SCS 0108**

Client **PC Test**

Certificate No: **ES3-3332\_Aug17**

**CALIBRATION CERTIFICATE**

Object **ES3DV3 - SN:3332**

Calibration procedure(s) **QA CAL-01.v9, QA CAL-23.v5, QA CAL-25.v6  
Calibration procedure for dosimetric E-field probes**

Calibration date: **August 14, 2017**

This calibration certificate documents the traceability to national standards, which realize the physical units of measurements (SI).  
The measurements and the uncertainties with confidence probability are given on the following pages and are part of the certificate.

All calibrations have been conducted in the closed laboratory facility: environment temperature (22 ± 3)°C and humidity < 70%.

Calibration Equipment used (M&TE critical for calibration)

PHY  
8/27/17

Primary Standards	ID	Cal Date (Certificate No.)	Scheduled Calibration
Power meter NRP	SN: 104778	04-Apr-17 (No. 217-02521/02522)	Apr-18
Power sensor NRP-Z91	SN: 103244	04-Apr-17 (No. 217-02521)	Apr-18
Power sensor NRP-Z91	SN: 103245	04-Apr-17 (No. 217-02525)	Apr-18
Reference 20 dB Attenuator	SN: S5277 (20x)	07-Apr-17 (No. 217-02528)	Apr-18
Reference Probe ES3DV2	SN: 3013	31-Dec-16 (No. ES3-3013_Dec16)	Dec-17
DAE4	SN: 660	7-Dec-16 (No. DAE4-660_Dec16)	Dec-17
Secondary Standards	ID	Check Date (in house)	Scheduled Check
Power meter E4419B	SN: GB41293874	06-Apr-16 (in house check Jun-16)	In house check: Jun-18
Power sensor E4412A	SN: MY41498087	06-Apr-16 (in house check Jun-16)	In house check: Jun-18
Power sensor E4412A	SN: 000110210	06-Apr-16 (in house check Jun-16)	In house check: Jun-18
RF generator HP 8648C	SN: US3642U01700	04-Aug-99 (in house check Jun-16)	In house check: Jun-18
Network Analyzer HP 8753E	SN: US37390585	18-Oct-01 (in house check Oct-16)	In house check: Oct-17

Calibrated by:	Name <b>Jeton Kastrati</b>	Function <b>Laboratory Technician</b>	Signature 
Approved by:	Name <b>Katja Pokovic</b>	Function <b>Technical Manager</b>	Signature 
			Issued: August 16, 2017
This calibration certificate shall not be reproduced except in full without written approval of the laboratory.			



Accredited by the Swiss Accreditation Service (SAS)

The Swiss Accreditation Service is one of the signatories to the EA  
Multilateral Agreement for the recognition of calibration certificates

Accreditation No.: **SCS 0108**

### Glossary:

TSL	tissue simulating liquid
NORM <sub>x,y,z</sub>	sensitivity in free space
ConvF	sensitivity in TSL / NORM <sub>x,y,z</sub>
DCP	diode compression point
CF	crest factor (1/duty_cycle) of the RF signal
A, B, C, D	modulation dependent linearization parameters
Polarization $\varphi$	$\varphi$ rotation around probe axis
Polarization $\vartheta$	$\vartheta$ rotation around an axis that is in the plane normal to probe axis (at measurement center), i.e., $\vartheta = 0$ is normal to probe axis
Connector Angle	information used in DASY system to align probe sensor X to the robot coordinate system

### Calibration is Performed According to the Following Standards:

- IEEE Std 1528-2013, "IEEE Recommended Practice for Determining the Peak Spatial-Averaged Specific Absorption Rate (SAR) in the Human Head from Wireless Communications Devices: Measurement Techniques", June 2013
- IEC 62209-1, "Measurement procedure for the assessment of Specific Absorption Rate (SAR) from hand-held and body-mounted devices used next to the ear (frequency range of 300 MHz to 6 GHz)", July 2016
- IEC 62209-2, "Procedure to determine the Specific Absorption Rate (SAR) for wireless communication devices used in close proximity to the human body (frequency range of 30 MHz to 6 GHz)", March 2010
- KDB 865664, "SAR Measurement Requirements for 100 MHz to 6 GHz"

### Methods Applied and Interpretation of Parameters:

- NORM<sub>x,y,z</sub>**: Assessed for E-field polarization  $\vartheta = 0$  ( $f \leq 900$  MHz in TEM-cell;  $f > 1800$  MHz: R22 waveguide). NORM<sub>x,y,z</sub> are only intermediate values, i.e., the uncertainties of NORM<sub>x,y,z</sub> does not affect the E<sup>2</sup>-field uncertainty inside TSL (see below ConvF).
- NORM(f)<sub>x,y,z</sub>** = NORM<sub>x,y,z</sub> \* frequency\_response (see Frequency Response Chart). This linearization is implemented in DASY4 software versions later than 4.2. The uncertainty of the frequency response is included in the stated uncertainty of ConvF.
- DCP<sub>x,y,z</sub>**: DCP are numerical linearization parameters assessed based on the data of power sweep with CW signal (no uncertainty required). DCP does not depend on frequency nor media.
- PAR**: PAR is the Peak to Average Ratio that is not calibrated but determined based on the signal characteristics
- A<sub>x,y,z</sub>; B<sub>x,y,z</sub>; C<sub>x,y,z</sub>; D<sub>x,y,z</sub>; VR<sub>x,y,z</sub>; A, B, C, D** are numerical linearization parameters assessed based on the data of power sweep for specific modulation signal. The parameters do not depend on frequency nor media. VR is the maximum calibration range expressed in RMS voltage across the diode.
- ConvF and Boundary Effect Parameters**: Assessed in flat phantom using E-field (or Temperature Transfer Standard for  $f \leq 800$  MHz) and inside waveguide using analytical field distributions based on power measurements for  $f > 800$  MHz. The same setups are used for assessment of the parameters applied for boundary compensation (alpha, depth) of which typical uncertainty values are given. These parameters are used in DASY4 software to improve probe accuracy close to the boundary. The sensitivity in TSL corresponds to NORM<sub>x,y,z</sub> \* ConvF whereby the uncertainty corresponds to that given for ConvF. A frequency dependent ConvF is used in DASY version 4.4 and higher which allows extending the validity from  $\pm 50$  MHz to  $\pm 100$  MHz.
- Spherical isotropy (3D deviation from isotropy)**: in a field of low gradients realized using a flat phantom exposed by a patch antenna.
- Sensor Offset**: The sensor offset corresponds to the offset of virtual measurement center from the probe tip (on probe axis). No tolerance required.
- Connector Angle**: The angle is assessed using the information gained by determining the NORM<sub>x</sub> (no uncertainty required).

# Probe ES3DV3

## SN:3332

Manufactured: January 24, 2012  
Calibrated: August 14, 2017

Calibrated for DASY/EASY Systems  
(Note: non-compatible with DASY2 system!)

## DASY/EASY - Parameters of Probe: ES3DV3 - SN:3332

### Basic Calibration Parameters

	Sensor X	Sensor Y	Sensor Z	Unc (k=2)
Norm ( $\mu\text{V}/(\text{V}/\text{m})^2$ ) <sup>A</sup>	1.00	0.93	0.88	$\pm 10.1 \%$
DCP (mV) <sup>B</sup>	104.0	103.0	103.0	

### Modulation Calibration Parameters

UID	Communication System Name		A dB	B dB $\sqrt{\mu\text{V}}$	C	D dB	VR mV	Unc <sup>E</sup> (k=2)
0	CW	X	0.0	0.0	1.0	0.00	192.0	$\pm 3.5 \%$
		Y	0.0	0.0	1.0		194.3	
		Z	0.0	0.0	1.0		179.9	

Note: For details on UID parameters see Appendix.

### Sensor Model Parameters

	C1 fF	C2 fF	$\alpha$ V <sup>-1</sup>	T1 ms.V <sup>-2</sup>	T2 ms.V <sup>-1</sup>	T3 ms	T4 V <sup>-2</sup>	T5 V <sup>-1</sup>	T6
X	76.72	548.9	35.46	56.44	4.600	5.1	0.000	0.903	1.011
Y	44.78	323.3	35.85	29.01	2.529	5.1	0.000	0.546	1.009
Z	38.01	268.3	34.56	26.38	1.777	5.1	0.096	0.424	1.004

The reported uncertainty of measurement is stated as the standard uncertainty of measurement multiplied by the coverage factor k=2, which for a normal distribution corresponds to a coverage probability of approximately 95%.

<sup>A</sup> The uncertainties of Norm X,Y,Z do not affect the E<sup>2</sup>-field uncertainty inside TSL (see Pages 5 and 6).

<sup>B</sup> Numerical linearization parameter: uncertainty not required.

<sup>E</sup> Uncertainty is determined using the max. deviation from linear response applying rectangular distribution and is expressed for the square of the field value.

## DASY/EASY - Parameters of Probe: ES3DV3 - SN:3332

### Calibration Parameter Determined in Head Tissue Simulating Media

f (MHz) <sup>C</sup>	Relative Permittivity <sup>F</sup>	Conductivity (S/m) <sup>F</sup>	ConvF X	ConvF Y	ConvF Z	Alpha <sup>G</sup>	Depth <sup>G</sup> (mm)	Unc (k=2)
750	41.9	0.89	6.81	6.81	6.81	0.72	1.31	± 12.0 %
835	41.5	0.90	6.64	6.64	6.64	0.80	1.21	± 12.0 %
1750	40.1	1.37	5.56	5.56	5.56	0.80	1.20	± 12.0 %
1900	40.0	1.40	5.33	5.33	5.33	0.76	1.26	± 12.0 %
2300	39.5	1.67	4.99	4.99	4.99	0.70	1.36	± 12.0 %
2450	39.2	1.80	4.68	4.68	4.68	0.63	1.48	± 12.0 %
2600	39.0	1.96	4.56	4.56	4.56	0.80	1.23	± 12.0 %

<sup>C</sup> Frequency validity above 300 MHz of ± 100 MHz only applies for DASY v4.4 and higher (see Page 2), else it is restricted to ± 50 MHz. The uncertainty is the RSS of the ConvF uncertainty at calibration frequency and the uncertainty for the indicated frequency band. Frequency validity below 300 MHz is ± 10, 25, 40, 50 and 70 MHz for ConvF assessments at 30, 64, 128, 150 and 220 MHz respectively. Above 5 GHz frequency validity can be extended to ± 110 MHz.

<sup>F</sup> At frequencies below 3 GHz, the validity of tissue parameters ( $\epsilon$  and  $\sigma$ ) can be relaxed to ± 10% if liquid compensation formula is applied to measured SAR values. At frequencies above 3 GHz, the validity of tissue parameters ( $\epsilon$  and  $\sigma$ ) is restricted to ± 5%. The uncertainty is the RSS of the ConvF uncertainty for indicated target tissue parameters.

<sup>G</sup> Alpha/Depth are determined during calibration. SPEAG warrants that the remaining deviation due to the boundary effect after compensation is always less than ± 1% for frequencies below 3 GHz and below ± 2% for frequencies between 3-6 GHz at any distance larger than half the probe tip diameter from the boundary.



## DASY/EASY - Parameters of Probe: ES3DV3 - SN:3332

### Calibration Parameter Determined in Body Tissue Simulating Media

f (MHz) <sup>C</sup>	Relative Permittivity <sup>F</sup>	Conductivity (S/m) <sup>F</sup>	ConvF X	ConvF Y	ConvF Z	Alpha <sup>G</sup>	Depth <sup>G</sup> (mm)	Unc (k=2)
750	55.5	0.96	6.54	6.54	6.54	0.55	1.43	± 12.0 %
835	55.2	0.97	6.47	6.47	6.47	0.71	1.27	± 12.0 %
1750	53.4	1.49	5.16	5.16	5.16	0.80	1.22	± 12.0 %
1900	53.3	1.52	4.95	4.95	4.95	0.54	1.56	± 12.0 %
2300	52.9	1.81	4.74	4.74	4.74	0.80	1.30	± 12.0 %
2450	52.7	1.95	4.55	4.55	4.55	0.80	1.17	± 12.0 %
2600	52.5	2.16	4.43	4.43	4.43	0.80	1.12	± 12.0 %

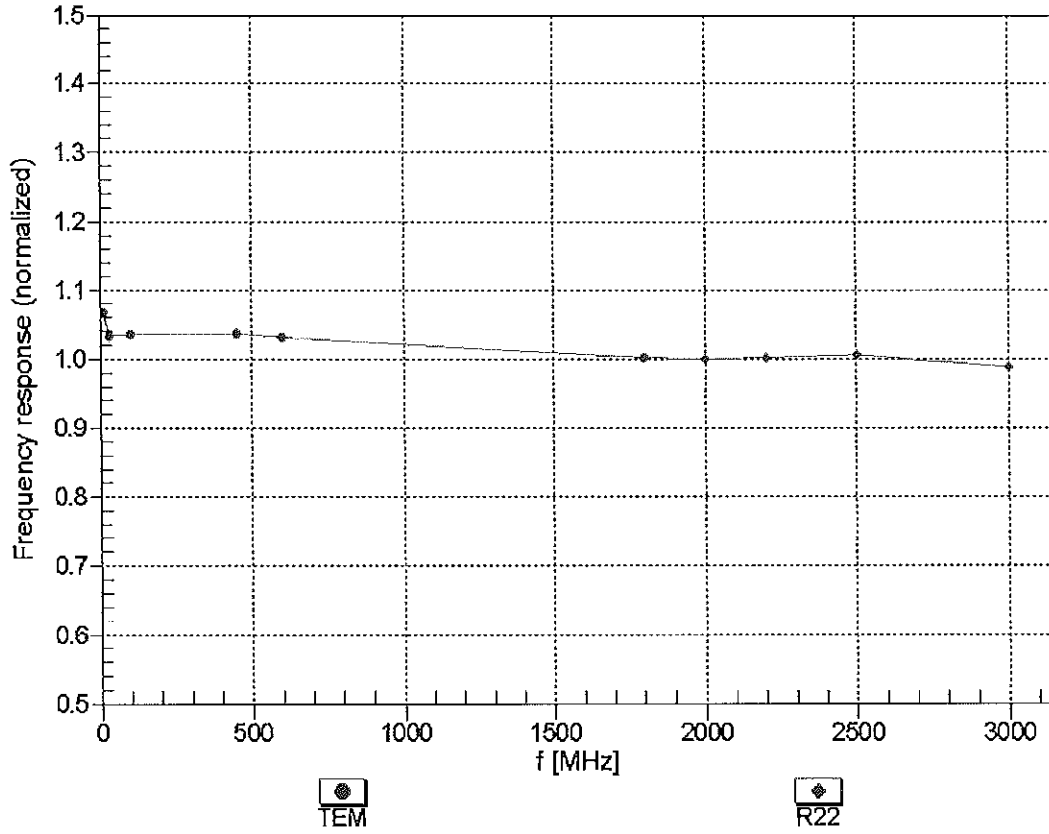
<sup>C</sup> Frequency validity above 300 MHz of ± 100 MHz only applies for DASY v4.4 and higher (see Page 2), else it is restricted to ± 50 MHz. The uncertainty is the RSS of the ConvF uncertainty at calibration frequency and the uncertainty for the indicated frequency band. Frequency validity below 300 MHz is ± 10, 25, 40, 50 and 70 MHz for ConvF assessments at 30, 64, 128, 150 and 220 MHz respectively. Above 5 GHz frequency validity can be extended to ± 110 MHz.

<sup>F</sup> At frequencies below 3 GHz, the validity of tissue parameters ( $\epsilon$  and  $\sigma$ ) can be relaxed to ± 10% if liquid compensation formula is applied to measured SAR values. At frequencies above 3 GHz, the validity of tissue parameters ( $\epsilon$  and  $\sigma$ ) is restricted to ± 5%. The uncertainty is the RSS of the ConvF uncertainty for indicated target tissue parameters.

<sup>G</sup> Alpha/Depth are determined during calibration. SPEAG warrants that the remaining deviation due to the boundary effect after compensation is always less than ± 1% for frequencies below 3 GHz and below ± 2% for frequencies between 3-6 GHz at any distance larger than half the probe tip diameter from the boundary.

# Frequency Response of E-Field

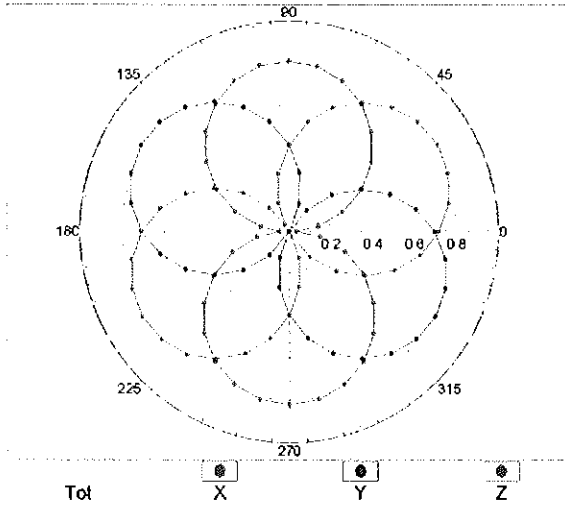
(TEM-Cell:ifi110 EXX, Waveguide: R22)



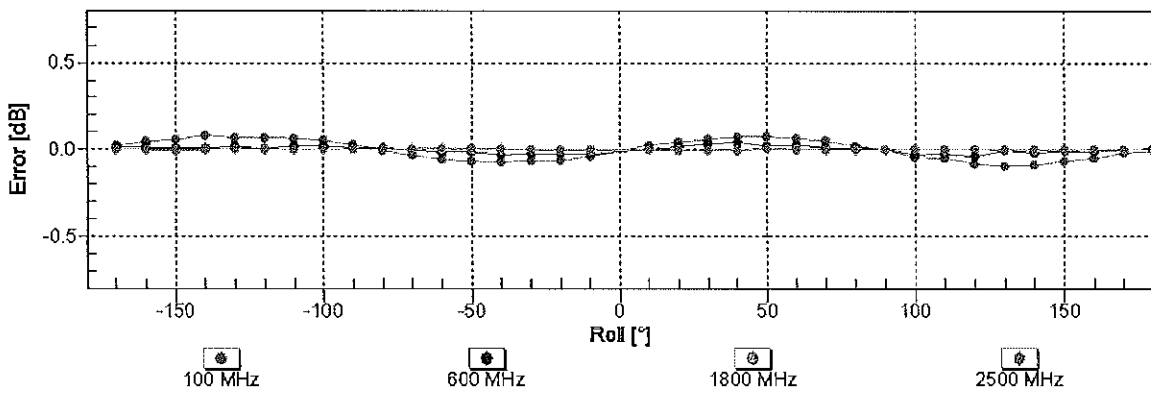
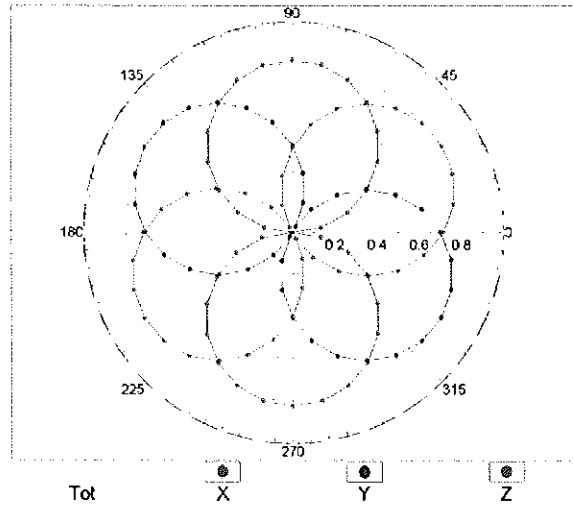
Uncertainty of Frequency Response of E-field:  $\pm 6.3\%$  (k=2)

### Receiving Pattern ( $\phi$ ), $\vartheta = 0^\circ$

f=600 MHz,TEM

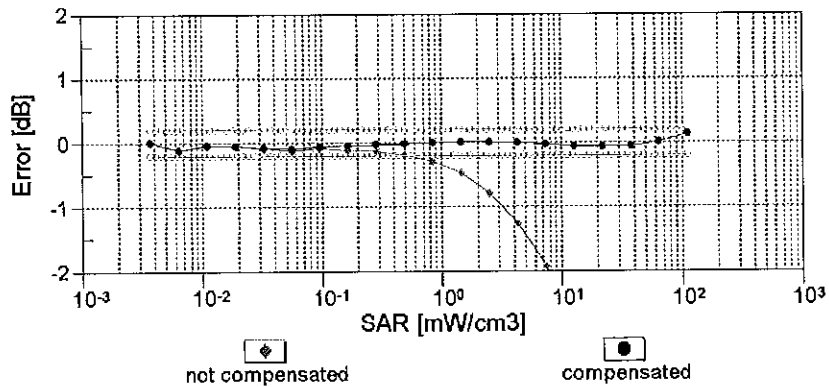
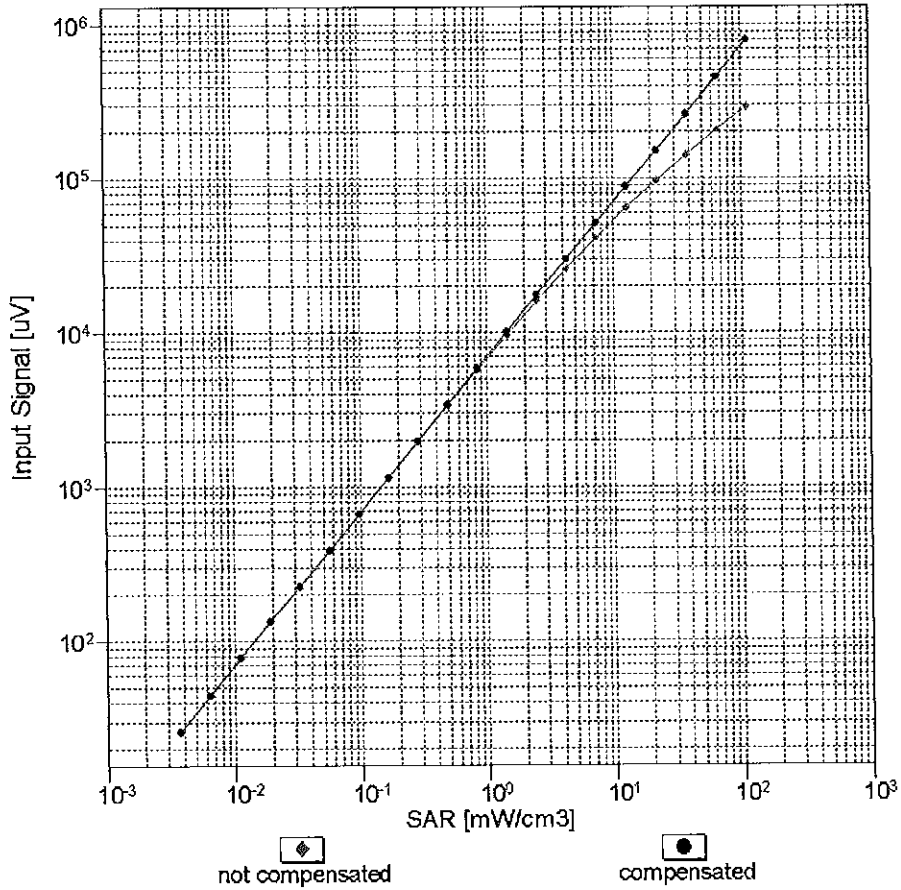


f=1800 MHz,R22



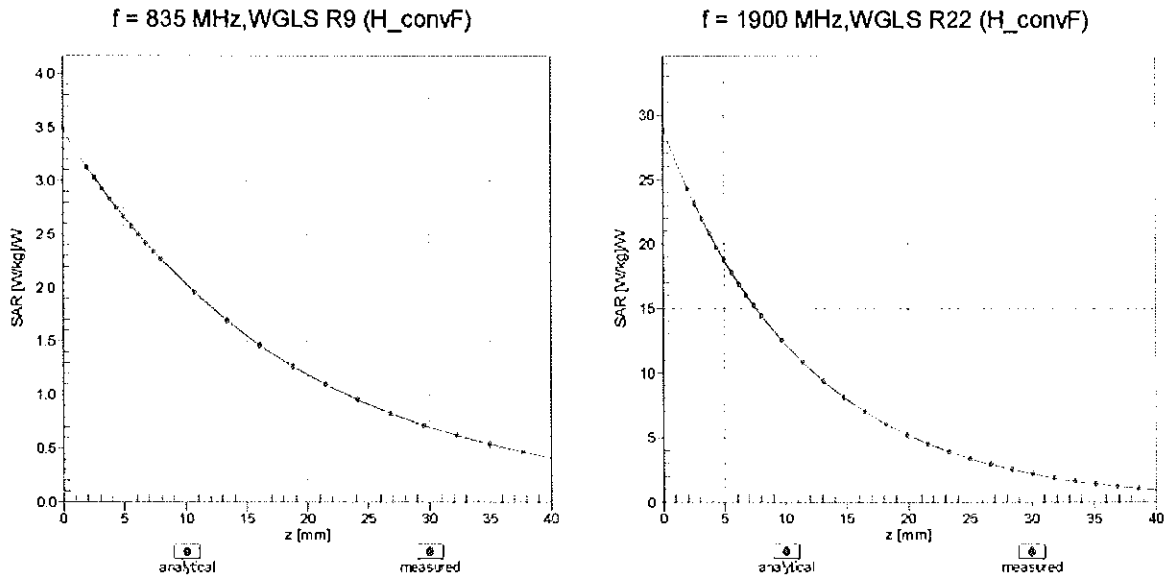
Uncertainty of Axial Isotropy Assessment:  $\pm 0.5\%$  (k=2)

## Dynamic Range $f(\text{SAR}_{\text{head}})$ (TEM cell, $f_{\text{eval}} = 1900 \text{ MHz}$ )


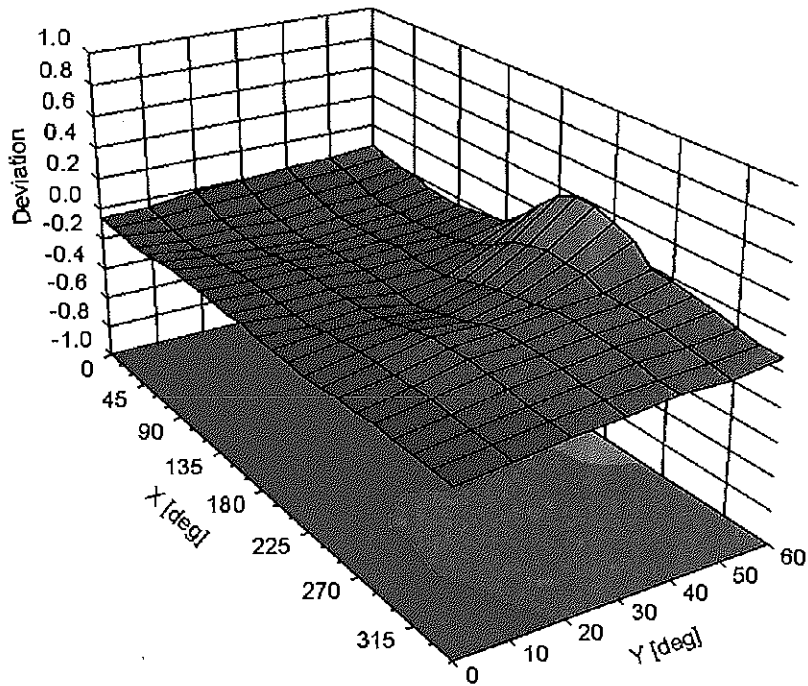


**Uncertainty of Linearity Assessment:  $\pm 0.6\%$  ( $k=2$ )**

# Conversion Factor Assessment



## Deviation from Isotropy in Liquid Error ( $\phi, \vartheta$ ), f = 900 MHz



**DASY/EASY - Parameters of Probe: ES3DV3 - SN:3332****Other Probe Parameters**

Sensor Arrangement	Triangular
Connector Angle (°)	50
Mechanical Surface Detection Mode	enabled
Optical Surface Detection Mode	disabled
Probe Overall Length	337 mm
Probe Body Diameter	10 mm
Tip Length	10 mm
Tip Diameter	4 mm
Probe Tip to Sensor X Calibration Point	2 mm
Probe Tip to Sensor Y Calibration Point	2 mm
Probe Tip to Sensor Z Calibration Point	2 mm
Recommended Measurement Distance from Surface	3 mm

## Appendix: Modulation Calibration Parameters

UID	Communication System Name		A dB	B dB $\sqrt{\mu V}$	C	D dB	VR mV	Max Unc <sup>E</sup> (k=2)
0	CW	X	0.00	0.00	1.00	0.00	192.0	$\pm 3.5\%$
		Y	0.00	0.00	1.00		194.3	
		Z	0.00	0.00	1.00		179.9	
10010- CAA	SAR Validation (Square, 100ms, 10ms)	X	9.02	77.08	18.94	10.00	25.0	$\pm 9.6\%$
		Y	12.19	85.73	21.41		25.0	
		Z	23.02	95.31	23.86		25.0	
10011- CAB	UMTS-FDD (WCDMA)	X	1.60	76.05	19.77	0.00	150.0	$\pm 9.6\%$
		Y	1.08	68.15	15.73		150.0	
		Z	1.25	71.36	17.60		150.0	
10012- CAB	IEEE 802.11b WiFi 2.4 GHz (DSSS, 1 Mbps)	X	1.52	68.53	17.98	0.41	150.0	$\pm 9.6\%$
		Y	1.33	65.39	16.06		150.0	
		Z	1.37	66.35	16.79		150.0	
10013- CAB	IEEE 802.11g WiFi 2.4 GHz (DSSS-OFDM, 6 Mbps)	X	5.37	67.71	17.82	1.46	150.0	$\pm 9.6\%$
		Y	5.07	67.50	17.57		150.0	
		Z	4.99	67.81	17.71		150.0	
10021- DAC	GSM-FDD (TDMA, GMSK)	X	11.16	81.48	22.11	9.39	50.0	$\pm 9.6\%$
		Y	61.59	115.23	32.13		50.0	
		Z	100.00	122.78	33.35		50.0	
10023- DAC	GPRS-FDD (TDMA, GMSK, TN 0)	X	11.07	81.20	22.06	9.57	50.0	$\pm 9.6\%$
		Y	43.11	109.07	30.52		50.0	
		Z	100.00	122.63	33.33		50.0	
10024- DAC	GPRS-FDD (TDMA, GMSK, TN 0-1)	X	12.88	85.34	22.06	6.56	60.0	$\pm 9.6\%$
		Y	100.00	120.15	31.36		60.0	
		Z	100.00	120.25	30.99		60.0	
10025- DAC	EDGE-FDD (TDMA, 8PSK, TN 0)	X	19.49	99.22	36.41	12.57	50.0	$\pm 9.6\%$
		Y	15.67	100.74	38.44		50.0	
		Z	29.43	124.69	47.97		50.0	
10026- DAC	EDGE-FDD (TDMA, 8PSK, TN 0-1)	X	18.92	96.32	32.19	9.56	60.0	$\pm 9.6\%$
		Y	17.33	101.02	35.08		60.0	
		Z	24.89	113.23	39.81		60.0	
10027- DAC	GPRS-FDD (TDMA, GMSK, TN 0-1-2)	X	24.19	95.70	24.33	4.80	80.0	$\pm 9.6\%$
		Y	100.00	119.30	30.03		80.0	
		Z	100.00	120.36	30.17		80.0	
10028- DAC	GPRS-FDD (TDMA, GMSK, TN 0-1-2-3)	X	100.00	115.36	28.49	3.55	100.0	$\pm 9.6\%$
		Y	100.00	119.83	29.45		100.0	
		Z	100.00	122.10	30.18		100.0	
10029- DAC	EDGE-FDD (TDMA, 8PSK, TN 0-1-2)	X	16.27	93.78	30.32	7.80	80.0	$\pm 9.6\%$
		Y	11.67	92.24	30.90		80.0	
		Z	13.37	97.80	33.46		80.0	
10030- CAA	IEEE 802.15.1 Bluetooth (GFSK, DH1)	X	15.68	88.86	22.54	5.30	70.0	$\pm 9.6\%$
		Y	100.00	118.49	29.99		70.0	
		Z	100.00	118.88	29.80		70.0	
10031- CAA	IEEE 802.15.1 Bluetooth (GFSK, DH3)	X	100.00	116.01	27.12	1.88	100.0	$\pm 9.6\%$
		Y	100.00	121.13	28.42		100.0	
		Z	100.00	126.03	30.32		100.0	

10032-CAA	IEEE 802.15.1 Bluetooth (GFSK, DH5)	X	100.00	119.38	27.36	1.17	100.0	± 9.6 %
		Y	100.00	126.54	29.58		100.0	
		Z	100.00	136.16	33.43		100.0	
10033-CAA	IEEE 802.15.1 Bluetooth (PI/4-DQPSK, DH1)	X	13.27	88.21	24.10	5.30	70.0	± 9.6 %
		Y	20.91	99.02	27.13		70.0	
		Z	58.05	115.59	31.27		70.0	
10034-CAA	IEEE 802.15.1 Bluetooth (PI/4-DQPSK, DH3)	X	16.18	96.67	25.44	1.88	100.0	± 9.6 %
		Y	10.83	91.57	22.94		100.0	
		Z	52.78	113.06	28.24		100.0	
10035-CAA	IEEE 802.15.1 Bluetooth (PI/4-DQPSK, DH5)	X	12.45	95.04	24.79	1.17	100.0	± 9.6 %
		Y	5.49	83.70	20.10		100.0	
		Z	18.62	100.06	24.56		100.0	
10036-CAA	IEEE 802.15.1 Bluetooth (8-DPSK, DH1)	X	14.34	89.63	24.62	5.30	70.0	± 9.6 %
		Y	26.79	103.24	28.41		70.0	
		Z	95.10	123.67	33.30		70.0	
10037-CAA	IEEE 802.15.1 Bluetooth (8-DPSK, DH3)	X	15.98	96.45	25.32	1.88	100.0	± 9.6 %
		Y	9.62	89.98	22.43		100.0	
		Z	37.04	108.35	27.08		100.0	
10038-CAA	IEEE 802.15.1 Bluetooth (8-DPSK, DH5)	X	13.91	96.94	25.41	1.17	100.0	± 9.6 %
		Y	5.69	84.50	20.47		100.0	
		Z	19.52	101.18	25.01		100.0	
10039-CAB	CDMA2000 (1xRTT, RC1)	X	3.28	80.46	20.53	0.00	150.0	± 9.6 %
		Y	1.92	73.09	15.89		150.0	
		Z	3.08	80.13	18.22		150.0	
10042-CAB	IS-54 / IS-136 FDD (TDMA/FDM, PI/4-DQPSK, Halfrate)	X	11.60	82.51	21.10	7.78	50.0	± 9.6 %
		Y	100.00	118.83	31.00		50.0	
		Z	100.00	118.47	30.39		50.0	
10044-CAA	IS-91/EIA/TIA-553 FDD (FDMA, FM)	X	0.02	128.88	9.05	0.00	150.0	± 9.6 %
		Y	0.00	96.92	0.26		150.0	
		Z	0.02	60.00	140.78		150.0	
10048-CAA	DECT (TDD, TDMA/FDM, GFSK, Full Slot, 24)	X	10.75	78.30	22.86	13.80	25.0	± 9.6 %
		Y	15.61	90.30	26.65		25.0	
		Z	32.75	104.57	30.45		25.0	
10049-CAA	DECT (TDD, TDMA/FDM, GFSK, Double Slot, 12)	X	10.92	80.23	22.15	10.79	40.0	± 9.6 %
		Y	20.87	96.36	27.22		40.0	
		Z	64.62	115.72	32.06		40.0	
10056-CAA	UMTS-TDD (TD-SCDMA, 1.28 Mcps)	X	11.51	81.76	22.84	9.03	50.0	± 9.6 %
		Y	15.28	90.93	25.77		50.0	
		Z	25.94	101.11	28.65		50.0	
10058-DAC	EDGE-FDD (TDMA, 8PSK, TN 0-1-2-3)	X	14.19	91.88	29.00	6.55	100.0	± 9.6 %
		Y	8.68	86.53	28.09		100.0	
		Z	9.12	89.51	29.70		100.0	
10059-CAB	IEEE 802.11b WiFi 2.4 GHz (DSSS, 2 Mbps)	X	2.01	72.72	19.70	0.61	110.0	± 9.6 %
		Y	1.51	67.62	17.16		110.0	
		Z	1.56	68.78	17.99		110.0	
10060-CAB	IEEE 802.11b WiFi 2.4 GHz (DSSS, 5.5 Mbps)	X	100.00	126.29	32.07	1.30	110.0	± 9.6 %
		Y	100.00	132.71	34.39		110.0	
		Z	100.00	137.07	36.21		110.0	



10061-CAB	IEEE 802.11b WiFi 2.4 GHz (DSSS, 11 Mbps)	X	36.66	112.50	30.92	2.04	110.0	± 9.6 %
		Y	11.07	98.15	27.76		110.0	
		Z	22.12	112.16	32.18		110.0	
10062-CAB	IEEE 802.11a/h WiFi 5 GHz (OFDM, 6 Mbps)	X	5.03	67.33	17.05	0.49	100.0	± 9.6 %
		Y	4.77	67.19	16.82		100.0	
		Z	4.70	67.51	16.97		100.0	
10063-CAB	IEEE 802.11a/h WiFi 5 GHz (OFDM, 9 Mbps)	X	5.09	67.56	17.23	0.72	100.0	± 9.6 %
		Y	4.81	67.36	16.96		100.0	
		Z	4.74	67.68	17.11		100.0	
10064-CAB	IEEE 802.11a/h WiFi 5 GHz (OFDM, 12 Mbps)	X	5.47	67.93	17.49	0.86	100.0	± 9.6 %
		Y	5.10	67.63	17.20		100.0	
		Z	5.00	67.90	17.32		100.0	
10065-CAB	IEEE 802.11a/h WiFi 5 GHz (OFDM, 18 Mbps)	X	5.40	68.08	17.70	1.21	100.0	± 9.6 %
		Y	5.02	67.68	17.39		100.0	
		Z	4.92	67.92	17.50		100.0	
10066-CAB	IEEE 802.11a/h WiFi 5 GHz (OFDM, 24 Mbps)	X	5.49	68.31	17.98	1.46	100.0	± 9.6 %
		Y	5.08	67.82	17.62		100.0	
		Z	4.97	68.04	17.73		100.0	
10067-CAB	IEEE 802.11a/h WiFi 5 GHz (OFDM, 36 Mbps)	X	5.84	68.47	18.45	2.04	100.0	± 9.6 %
		Y	5.42	68.13	18.14		100.0	
		Z	5.31	68.42	18.28		100.0	
10068-CAB	IEEE 802.11a/h WiFi 5 GHz (OFDM, 48 Mbps)	X	6.07	69.08	18.91	2.55	100.0	± 9.6 %
		Y	5.53	68.32	18.44		100.0	
		Z	5.39	68.51	18.54		100.0	
10069-CAB	IEEE 802.11a/h WiFi 5 GHz (OFDM, 54 Mbps)	X	6.13	68.90	19.06	2.67	100.0	± 9.6 %
		Y	5.61	68.37	18.66		100.0	
		Z	5.48	68.58	18.76		100.0	
10071-CAB	IEEE 802.11g WiFi 2.4 GHz (DSSS/OFDM, 9 Mbps)	X	5.56	68.08	18.26	1.99	100.0	± 9.6 %
		Y	5.22	67.75	17.96		100.0	
		Z	5.14	68.03	18.10		100.0	
10072-CAB	IEEE 802.11g WiFi 2.4 GHz (DSSS/OFDM, 12 Mbps)	X	5.71	68.87	18.66	2.30	100.0	± 9.6 %
		Y	5.28	68.28	18.29		100.0	
		Z	5.18	68.53	18.42		100.0	
10073-CAB	IEEE 802.11g WiFi 2.4 GHz (DSSS/OFDM, 18 Mbps)	X	5.93	69.43	19.17	2.83	100.0	± 9.6 %
		Y	5.43	68.68	18.74		100.0	
		Z	5.32	68.95	18.89		100.0	
10074-CAB	IEEE 802.11g WiFi 2.4 GHz (DSSS/OFDM, 24 Mbps)	X	6.04	69.75	19.56	3.30	100.0	± 9.6 %
		Y	5.49	68.80	18.99		100.0	
		Z	5.38	69.07	19.15		100.0	
10075-CAB	IEEE 802.11g WiFi 2.4 GHz (DSSS/OFDM, 36 Mbps)	X	6.35	70.65	20.23	3.82	90.0	± 9.6 %
		Y	5.63	69.18	19.44		90.0	
		Z	5.49	69.37	19.56		90.0	
10076-CAB	IEEE 802.11g WiFi 2.4 GHz (DSSS/OFDM, 48 Mbps)	X	6.37	70.50	20.38	4.15	90.0	± 9.6 %
		Y	5.68	69.10	19.63		90.0	
		Z	5.56	69.34	19.78		90.0	
10077-CAB	IEEE 802.11g WiFi 2.4 GHz (DSSS/OFDM, 54 Mbps)	X	6.43	70.65	20.50	4.30	90.0	± 9.6 %
		Y	5.73	69.22	19.75		90.0	
		Z	5.61	69.48	19.91		90.0	

10081-CAB	CDMA2000 (1xRTT, RC3)	X	1.62	75.66	18.40	0.00	150.0	± 9.6 %
		Y	0.87	66.71	12.69		150.0	
		Z	1.13	71.02	14.45		150.0	
10082-CAB	IS-54 / IS-136 FDD (TDMA/FDM, PI/4-DQPSK, Fullrate)	X	3.53	66.20	10.93	4.77	80.0	± 9.6 %
		Y	2.19	64.40	9.18		80.0	
		Z	1.96	64.15	8.74		80.0	
10090-DAC	GPRS-FDD (TDMA, GMSK, TN 0-4)	X	12.79	85.25	22.06	6.56	60.0	± 9.6 %
		Y	100.00	120.23	31.42		60.0	
		Z	100.00	120.31	31.04		60.0	
10097-CAB	UMTS-FDD (HSDPA)	X	2.06	70.06	17.46	0.00	150.0	± 9.6 %
		Y	1.88	68.31	15.96		150.0	
		Z	2.04	70.38	16.98		150.0	
10098-CAB	UMTS-FDD (HSUPA, Subtest 2)	X	2.02	70.12	17.47	0.00	150.0	± 9.6 %
		Y	1.84	68.27	15.94		150.0	
		Z	2.00	70.37	16.98		150.0	
10099-DAC	EDGE-FDD (TDMA, 8PSK, TN 0-4)	X	18.80	96.14	32.13	9.56	60.0	± 9.6 %
		Y	17.28	100.91	35.04		60.0	
		Z	24.81	113.10	39.77		60.0	
10100-CAD	LTE-FDD (SC-FDMA, 100% RB, 20 MHz, QPSK)	X	3.84	73.61	18.19	0.00	150.0	± 9.6 %
		Y	3.15	70.58	16.91		150.0	
		Z	3.25	71.69	17.61		150.0	
10101-CAD	LTE-FDD (SC-FDMA, 100% RB, 20 MHz, 16-QAM)	X	3.58	69.11	16.83	0.00	150.0	± 9.6 %
		Y	3.26	67.74	16.10		150.0	
		Z	3.26	68.29	16.47		150.0	
10102-CAD	LTE-FDD (SC-FDMA, 100% RB, 20 MHz, 64-QAM)	X	3.66	68.88	16.84	0.00	150.0	± 9.6 %
		Y	3.36	67.71	16.19		150.0	
		Z	3.36	68.23	16.52		150.0	
10103-CAD	LTE-TDD (SC-FDMA, 100% RB, 20 MHz, QPSK)	X	9.75	77.78	20.81	3.98	65.0	± 9.6 %
		Y	8.78	79.16	21.83		65.0	
		Z	9.34	81.38	22.82		65.0	
10104-CAD	LTE-TDD (SC-FDMA, 100% RB, 20 MHz, 16-QAM)	X	9.87	77.22	21.49	3.98	65.0	± 9.6 %
		Y	8.42	77.09	21.77		65.0	
		Z	8.44	78.16	22.31		65.0	
10105-CAD	LTE-TDD (SC-FDMA, 100% RB, 20 MHz, 64-QAM)	X	9.19	75.82	21.15	3.98	65.0	± 9.6 %
		Y	8.07	76.20	21.66		65.0	
		Z	8.27	77.70	22.41		65.0	
10108-CAE	LTE-FDD (SC-FDMA, 100% RB, 10 MHz, QPSK)	X	3.37	72.69	18.02	0.00	150.0	± 9.6 %
		Y	2.75	69.90	16.77		150.0	
		Z	2.82	71.09	17.51		150.0	
10109-CAE	LTE-FDD (SC-FDMA, 100% RB, 10 MHz, 16-QAM)	X	3.26	68.97	16.85	0.00	150.0	± 9.6 %
		Y	2.91	67.66	16.01		150.0	
		Z	2.92	68.36	16.42		150.0	
10110-CAE	LTE-FDD (SC-FDMA, 100% RB, 5 MHz, QPSK)	X	2.79	71.81	17.85	0.00	150.0	± 9.6 %
		Y	2.23	69.12	16.39		150.0	
		Z	2.31	70.62	17.23		150.0	
10111-CAE	LTE-FDD (SC-FDMA, 100% RB, 5 MHz, 16-QAM)	X	2.96	69.58	17.27	0.00	150.0	± 9.6 %
		Y	2.63	68.64	16.31		150.0	
		Z	2.69	69.84	16.85		150.0	

10112-CAE	LTE-FDD (SC-FDMA, 100% RB, 10 MHz, 64-QAM)	X	3.36	68.71	16.80	0.00	150.0	± 9.6 %
		Y	3.03	67.66	16.06		150.0	
		Z	3.04	68.35	16.45		150.0	
10113-CAE	LTE-FDD (SC-FDMA, 100% RB, 5 MHz, 64-QAM)	X	3.10	69.46	17.27	0.00	150.0	± 9.6 %
		Y	2.78	68.78	16.44		150.0	
		Z	2.83	69.92	16.93		150.0	
10114-CAB	IEEE 802.11n (HT Greenfield, 13.5 Mbps, BPSK)	X	5.34	67.65	16.76	0.00	150.0	± 9.6 %
		Y	5.17	67.50	16.64		150.0	
		Z	5.08	67.64	16.74		150.0	
10115-CAB	IEEE 802.11n (HT Greenfield, 81 Mbps, 16-QAM)	X	5.80	68.17	17.01	0.00	150.0	± 9.6 %
		Y	5.44	67.60	16.69		150.0	
		Z	5.33	67.71	16.77		150.0	
10116-CAB	IEEE 802.11n (HT Greenfield, 135 Mbps, 64-QAM)	X	5.47	67.90	16.79	0.00	150.0	± 9.6 %
		Y	5.25	67.68	16.65		150.0	
		Z	5.17	67.85	16.77		150.0	
10117-CAB	IEEE 802.11n (HT Mixed, 13.5 Mbps, BPSK)	X	5.34	67.65	16.78	0.00	150.0	± 9.6 %
		Y	5.12	67.32	16.56		150.0	
		Z	5.07	67.59	16.73		150.0	
10118-CAB	IEEE 802.11n (HT Mixed, 81 Mbps, 16-QAM)	X	5.79	68.04	16.95	0.00	150.0	± 9.6 %
		Y	5.52	67.82	16.81		150.0	
		Z	5.42	67.93	16.89		150.0	
10119-CAB	IEEE 802.11n (HT Mixed, 135 Mbps, 64-QAM)	X	5.44	67.84	16.78	0.00	150.0	± 9.6 %
		Y	5.24	67.66	16.65		150.0	
		Z	5.17	67.84	16.77		150.0	
10140-CAD	LTE-FDD (SC-FDMA, 100% RB, 15 MHz, 16-QAM)	X	3.72	68.86	16.76	0.00	150.0	± 9.6 %
		Y	3.39	67.72	16.10		150.0	
		Z	3.39	68.26	16.45		150.0	
10141-CAD	LTE-FDD (SC-FDMA, 100% RB, 15 MHz, 64-QAM)	X	3.82	68.79	16.84	0.00	150.0	± 9.6 %
		Y	3.51	67.83	16.27		150.0	
		Z	3.51	68.36	16.60		150.0	
10142-CAD	LTE-FDD (SC-FDMA, 100% RB, 3 MHz, QPSK)	X	2.57	71.96	17.88	0.00	150.0	± 9.6 %
		Y	2.01	69.21	16.02		150.0	
		Z	2.13	71.18	16.95		150.0	
10143-CAD	LTE-FDD (SC-FDMA, 100% RB, 3 MHz, 16-QAM)	X	2.89	70.53	17.42	0.00	150.0	± 9.6 %
		Y	2.49	69.45	15.95		150.0	
		Z	2.62	71.11	16.52		150.0	
10144-CAD	LTE-FDD (SC-FDMA, 100% RB, 3 MHz, 64-QAM)	X	2.69	68.52	16.05	0.00	150.0	± 9.6 %
		Y	2.23	66.92	14.20		150.0	
		Z	2.23	67.85	14.42		150.0	
10145-CAE	LTE-FDD (SC-FDMA, 100% RB, 1.4 MHz, QPSK)	X	2.07	72.06	16.97	0.00	150.0	± 9.6 %
		Y	1.17	64.90	11.31		150.0	
		Z	1.08	64.84	10.72		150.0	
10146-CAE	LTE-FDD (SC-FDMA, 100% RB, 1.4 MHz, 16-QAM)	X	4.64	77.66	18.95	0.00	150.0	± 9.6 %
		Y	1.89	66.33	11.57		150.0	
		Z	1.28	62.78	8.70		150.0	
10147-CAE	LTE-FDD (SC-FDMA, 100% RB, 1.4 MHz, 64-QAM)	X	5.86	81.36	20.54	0.00	150.0	± 9.6 %
		Y	2.26	68.50	12.73		150.0	
		Z	1.39	63.59	9.24		150.0	

10149-CAD	LTE-FDD (SC-FDMA, 50% RB, 20 MHz, 16-QAM)	X	3.27	69.03	16.89	0.00	150.0	± 9.6 %
		Y	2.92	67.72	16.06		150.0	
		Z	2.93	68.43	16.47		150.0	
10150-CAD	LTE-FDD (SC-FDMA, 50% RB, 20 MHz, 64-QAM)	X	3.37	68.76	16.84	0.00	150.0	± 9.6 %
		Y	3.04	67.71	16.11		150.0	
		Z	3.05	68.41	16.50		150.0	
10151-CAD	LTE-TDD (SC-FDMA, 50% RB, 20 MHz, QPSK)	X	9.88	78.98	21.39	3.98	65.0	± 9.6 %
		Y	9.54	82.00	22.98		65.0	
		Z	10.52	85.01	24.21		65.0	
10152-CAD	LTE-TDD (SC-FDMA, 50% RB, 20 MHz, 16-QAM)	X	9.59	77.49	21.44	3.98	65.0	± 9.6 %
		Y	8.05	77.33	21.53		65.0	
		Z	8.15	78.63	22.11		65.0	
10153-CAD	LTE-TDD (SC-FDMA, 50% RB, 20 MHz, 64-QAM)	X	9.88	78.01	21.96	3.98	65.0	± 9.6 %
		Y	8.51	78.32	22.28		65.0	
		Z	8.64	79.68	22.87		65.0	
10154-CAE	LTE-FDD (SC-FDMA, 50% RB, 10 MHz, QPSK)	X	2.88	72.43	18.21	0.00	150.0	± 9.6 %
		Y	2.28	69.53	16.65		150.0	
		Z	2.36	71.01	17.47		150.0	
10155-CAE	LTE-FDD (SC-FDMA, 50% RB, 10 MHz, 16-QAM)	X	2.96	69.57	17.27	0.00	150.0	± 9.6 %
		Y	2.63	68.66	16.33		150.0	
		Z	2.70	69.87	16.88		150.0	
10156-CAE	LTE-FDD (SC-FDMA, 50% RB, 5 MHz, QPSK)	X	2.50	72.75	18.17	0.00	150.0	± 9.6 %
		Y	1.86	69.32	15.77		150.0	
		Z	2.00	71.53	16.72		150.0	
10157-CAE	LTE-FDD (SC-FDMA, 50% RB, 5 MHz, 16-QAM)	X	2.58	69.56	16.46	0.00	150.0	± 9.6 %
		Y	2.07	67.52	14.21		150.0	
		Z	2.11	68.66	14.46		150.0	
10158-CAE	LTE-FDD (SC-FDMA, 50% RB, 10 MHz, 64-QAM)	X	3.11	69.51	17.31	0.00	150.0	± 9.6 %
		Y	2.79	68.85	16.49		150.0	
		Z	2.84	70.00	16.99		150.0	
10159-CAE	LTE-FDD (SC-FDMA, 50% RB, 5 MHz, 64-QAM)	X	2.70	69.94	16.71	0.00	150.0	± 9.6 %
		Y	2.17	67.94	14.47		150.0	
		Z	2.21	69.05	14.68		150.0	
10160-CAD	LTE-FDD (SC-FDMA, 50% RB, 15 MHz, QPSK)	X	3.17	70.70	17.47	0.00	150.0	± 9.6 %
		Y	2.80	69.22	16.63		150.0	
		Z	2.84	70.27	17.24		150.0	
10161-CAD	LTE-FDD (SC-FDMA, 50% RB, 15 MHz, 16-QAM)	X	3.25	68.62	16.80	0.00	150.0	± 9.6 %
		Y	2.93	67.68	16.03		150.0	
		Z	2.94	68.43	16.42		150.0	
10162-CAD	LTE-FDD (SC-FDMA, 50% RB, 15 MHz, 64-QAM)	X	3.34	68.54	16.80	0.00	150.0	± 9.6 %
		Y	3.04	67.85	16.15		150.0	
		Z	3.05	68.62	16.54		150.0	
10166-CAE	LTE-FDD (SC-FDMA, 50% RB, 1.4 MHz, QPSK)	X	4.29	71.19	20.11	3.01	150.0	± 9.6 %
		Y	3.58	69.86	19.45		150.0	
		Z	3.34	69.55	19.26		150.0	
10167-CAE	LTE-FDD (SC-FDMA, 50% RB, 1.4 MHz, 16-QAM)	X	5.65	74.34	20.64	3.01	150.0	± 9.6 %
		Y	4.34	72.64	19.86		150.0	
		Z	3.97	72.28	19.65		150.0	

10168-CAE	LTE-FDD (SC-FDMA, 50% RB, 1.4 MHz, 64-QAM)	X	6.08	75.90	21.58	3.01	150.0	± 9.6 %
		Y	4.83	75.01	21.26		150.0	
		Z	4.38	74.50	20.98		150.0	
10169-CAD	LTE-FDD (SC-FDMA, 1 RB, 20 MHz, QPSK)	X	4.41	74.54	21.42	3.01	150.0	± 9.6 %
		Y	2.96	68.83	19.02		150.0	
		Z	2.72	67.99	18.57		150.0	
10170-CAD	LTE-FDD (SC-FDMA, 1 RB, 20 MHz, 16-QAM)	X	6.70	80.82	23.44	3.01	150.0	± 9.6 %
		Y	3.91	74.17	21.18		150.0	
		Z	3.42	72.70	20.49		150.0	
10171-AAD	LTE-FDD (SC-FDMA, 1 RB, 20 MHz, 64-QAM)	X	5.50	76.54	20.93	3.01	150.0	± 9.6 %
		Y	3.29	70.45	18.57		150.0	
		Z	2.94	69.58	18.14		150.0	
10172-CAD	LTE-TDD (SC-FDMA, 1 RB, 20 MHz, QPSK)	X	25.76	101.07	30.32	6.02	65.0	± 9.6 %
		Y	18.45	102.75	32.10		65.0	
		Z	20.86	107.70	33.85		65.0	
10173-CAD	LTE-TDD (SC-FDMA, 1 RB, 20 MHz, 16-QAM)	X	19.21	92.24	26.33	6.02	65.0	± 9.6 %
		Y	26.29	105.14	31.12		65.0	
		Z	28.49	108.55	32.12		65.0	
10174-CAD	LTE-TDD (SC-FDMA, 1 RB, 20 MHz, 64-QAM)	X	17.46	89.68	25.13	6.02	65.0	± 9.6 %
		Y	21.35	100.13	29.12		65.0	
		Z	22.92	103.28	30.05		65.0	
10175-CAE	LTE-FDD (SC-FDMA, 1 RB, 10 MHz, QPSK)	X	4.34	74.12	21.15	3.01	150.0	± 9.6 %
		Y	2.93	68.55	18.79		150.0	
		Z	2.70	67.77	18.36		150.0	
10176-CAE	LTE-FDD (SC-FDMA, 1 RB, 10 MHz, 16-QAM)	X	6.71	80.84	23.45	3.01	150.0	± 9.6 %
		Y	3.92	74.20	21.19		150.0	
		Z	3.42	72.72	20.50		150.0	
10177-CAG	LTE-FDD (SC-FDMA, 1 RB, 5 MHz, QPSK)	X	4.38	74.32	21.26	3.01	150.0	± 9.6 %
		Y	2.95	68.69	18.87		150.0	
		Z	2.71	67.87	18.43		150.0	
10178-CAE	LTE-FDD (SC-FDMA, 1 RB, 5 MHz, 16-QAM)	X	6.59	80.50	23.29	3.01	150.0	± 9.6 %
		Y	3.89	74.02	21.09		150.0	
		Z	3.41	72.61	20.43		150.0	
10179-CAE	LTE-FDD (SC-FDMA, 1 RB, 10 MHz, 64-QAM)	X	6.03	78.45	22.01	3.01	150.0	± 9.6 %
		Y	3.58	72.24	19.76		150.0	
		Z	3.16	71.11	19.23		150.0	
10180-CAE	LTE-FDD (SC-FDMA, 1 RB, 5 MHz, 64-QAM)	X	5.47	76.42	20.86	3.01	150.0	± 9.6 %
		Y	3.28	70.40	18.53		150.0	
		Z	2.94	69.55	18.12		150.0	
10181-CAD	LTE-FDD (SC-FDMA, 1 RB, 15 MHz, QPSK)	X	4.38	74.30	21.25	3.01	150.0	± 9.6 %
		Y	2.95	68.67	18.87		150.0	
		Z	2.71	67.86	18.43		150.0	
10182-CAD	LTE-FDD (SC-FDMA, 1 RB, 15 MHz, 16-QAM)	X	6.58	80.48	23.29	3.01	150.0	± 9.6 %
		Y	3.88	74.00	21.08		150.0	
		Z	3.40	72.59	20.42		150.0	
10183-AAC	LTE-FDD (SC-FDMA, 1 RB, 15 MHz, 64-QAM)	X	5.46	76.40	20.85	3.01	150.0	± 9.6 %
		Y	3.28	70.38	18.52		150.0	
		Z	2.93	69.53	18.11		150.0	

10184-CAD	LTE-FDD (SC-FDMA, 1 RB, 3 MHz, QPSK)	X	4.39	74.34	21.27	3.01	150.0	± 9.6 %
		Y	2.96	68.71	18.89		150.0	
		Z	2.72	67.89	18.44		150.0	
10185-CAD	LTE-FDD (SC-FDMA, 1 RB, 3 MHz, 16-QAM)	X	6.61	80.55	23.32	3.01	150.0	± 9.6 %
		Y	3.90	74.06	21.11		150.0	
		Z	3.42	72.64	20.45		150.0	
10186-AAD	LTE-FDD (SC-FDMA, 1 RB, 3 MHz, 64-QAM)	X	5.49	76.46	20.88	3.01	150.0	± 9.6 %
		Y	3.29	70.44	18.55		150.0	
		Z	2.95	69.59	18.14		150.0	
10187-CAE	LTE-FDD (SC-FDMA, 1 RB, 1.4 MHz, QPSK)	X	4.40	74.38	21.31	3.01	150.0	± 9.6 %
		Y	2.97	68.77	18.95		150.0	
		Z	2.73	67.95	18.51		150.0	
10188-CAE	LTE-FDD (SC-FDMA, 1 RB, 1.4 MHz, 16-QAM)	X	6.86	81.30	23.70	3.01	150.0	± 9.6 %
		Y	4.01	74.64	21.46		150.0	
		Z	3.49	73.09	20.74		150.0	
10189-AAE	LTE-FDD (SC-FDMA, 1 RB, 1.4 MHz, 64-QAM)	X	5.63	76.95	21.16	3.01	150.0	± 9.6 %
		Y	3.36	70.82	18.81		150.0	
		Z	3.00	69.90	18.37		150.0	
10193-CAB	IEEE 802.11n (HT Greenfield, 6.5 Mbps, BPSK)	X	4.76	66.98	16.56	0.00	150.0	± 9.6 %
		Y	4.53	66.89	16.29		150.0	
		Z	4.48	67.27	16.46		150.0	
10194-CAB	IEEE 802.11n (HT Greenfield, 39 Mbps, 16-QAM)	X	4.98	67.40	16.66	0.00	150.0	± 9.6 %
		Y	4.70	67.19	16.42		150.0	
		Z	4.63	67.53	16.59		150.0	
10195-CAB	IEEE 802.11n (HT Greenfield, 65 Mbps, 64-QAM)	X	5.02	67.38	16.65	0.00	150.0	± 9.6 %
		Y	4.74	67.22	16.44		150.0	
		Z	4.67	67.55	16.61		150.0	
10196-CAB	IEEE 802.11n (HT Mixed, 6.5 Mbps, BPSK)	X	4.79	67.12	16.61	0.00	150.0	± 9.6 %
		Y	4.53	66.94	16.30		150.0	
		Z	4.47	67.29	16.46		150.0	
10197-CAB	IEEE 802.11n (HT Mixed, 39 Mbps, 16-QAM)	X	5.00	67.41	16.67	0.00	150.0	± 9.6 %
		Y	4.71	67.21	16.43		150.0	
		Z	4.64	67.54	16.60		150.0	
10198-CAB	IEEE 802.11n (HT Mixed, 65 Mbps, 64-QAM)	X	5.02	67.39	16.66	0.00	150.0	± 9.6 %
		Y	4.74	67.23	16.45		150.0	
		Z	4.67	67.55	16.61		150.0	
10219-CAB	IEEE 802.11n (HT Mixed, 7.2 Mbps, BPSK)	X	4.75	67.15	16.58	0.00	150.0	± 9.6 %
		Y	4.48	66.96	16.27		150.0	
		Z	4.43	67.33	16.43		150.0	
10220-CAB	IEEE 802.11n (HT Mixed, 43.3 Mbps, 16-QAM)	X	5.00	67.42	16.67	0.00	150.0	± 9.6 %
		Y	4.70	67.17	16.42		150.0	
		Z	4.63	67.50	16.58		150.0	
10221-CAB	IEEE 802.11n (HT Mixed, 72.2 Mbps, 64-QAM)	X	5.03	67.33	16.65	0.00	150.0	± 9.6 %
		Y	4.75	67.16	16.44		150.0	
		Z	4.68	67.49	16.60		150.0	
10222-CAB	IEEE 802.11n (HT Mixed, 15 Mbps, BPSK)	X	5.32	67.70	16.79	0.00	150.0	± 9.6 %
		Y	5.10	67.32	16.56		150.0	
		Z	5.04	67.57	16.71		150.0	

10223-CAB	IEEE 802.11n (HT Mixed, 90 Mbps, 16-QAM)	X	5.69	67.90	16.90	0.00	150.0	± 9.6 %
		Y	5.41	67.62	16.73		150.0	
		Z	5.32	67.79	16.83		150.0	
10224-CAB	IEEE 802.11n (HT Mixed, 150 Mbps, 64-QAM)	X	5.40	67.86	16.79	0.00	150.0	± 9.6 %
		Y	5.14	67.44	16.54		150.0	
		Z	5.08	67.68	16.69		150.0	
10225-CAB	UMTS-FDD (HSPA+)	X	3.04	66.91	16.27	0.00	150.0	± 9.6 %
		Y	2.80	66.45	15.40		150.0	
		Z	2.79	67.13	15.62		150.0	
10226-CAA	LTE-TDD (SC-FDMA, 1 RB, 1.4 MHz, 16-QAM)	X	19.62	92.68	26.54	6.02	65.0	± 9.6 %
		Y	28.14	106.53	31.60		65.0	
		Z	30.74	110.09	32.63		65.0	
10227-CAA	LTE-TDD (SC-FDMA, 1 RB, 1.4 MHz, 64-QAM)	X	17.31	89.65	25.20	6.02	65.0	± 9.6 %
		Y	25.62	103.45	30.17		65.0	
		Z	27.71	106.63	31.05		65.0	
10228-CAA	LTE-TDD (SC-FDMA, 1 RB, 1.4 MHz, QPSK)	X	25.12	101.14	30.46	6.02	65.0	± 9.6 %
		Y	22.85	107.40	33.58		65.0	
		Z	23.56	110.42	34.69		65.0	
10229-CAB	LTE-TDD (SC-FDMA, 1 RB, 3 MHz, 16-QAM)	X	19.21	92.22	26.33	6.02	65.0	± 9.6 %
		Y	26.37	105.18	31.14		65.0	
		Z	28.56	108.58	32.13		65.0	
10230-CAB	LTE-TDD (SC-FDMA, 1 RB, 3 MHz, 64-QAM)	X	16.99	89.27	25.02	6.02	65.0	± 9.6 %
		Y	24.08	102.25	29.76		65.0	
		Z	25.76	105.25	30.60		65.0	
10231-CAB	LTE-TDD (SC-FDMA, 1 RB, 3 MHz, QPSK)	X	24.47	100.57	30.23	6.02	65.0	± 9.6 %
		Y	21.54	106.10	33.13		65.0	
		Z	22.10	109.02	34.22		65.0	
10232-CAD	LTE-TDD (SC-FDMA, 1 RB, 5 MHz, 16-QAM)	X	19.21	92.23	26.33	6.02	65.0	± 9.6 %
		Y	26.35	105.17	31.13		65.0	
		Z	28.56	108.59	32.14		65.0	
10233-CAD	LTE-TDD (SC-FDMA, 1 RB, 5 MHz, 64-QAM)	X	16.99	89.29	25.03	6.02	65.0	± 9.6 %
		Y	24.05	102.24	29.76		65.0	
		Z	25.73	105.25	30.60		65.0	
10234-CAD	LTE-TDD (SC-FDMA, 1 RB, 5 MHz, QPSK)	X	23.75	99.87	29.94	6.02	65.0	± 9.6 %
		Y	20.44	104.88	32.66		65.0	
		Z	20.94	107.73	33.73		65.0	
10235-CAD	LTE-TDD (SC-FDMA, 1 RB, 10 MHz, 16-QAM)	X	19.23	92.26	26.34	6.02	65.0	± 9.6 %
		Y	26.43	105.24	31.16		65.0	
		Z	28.68	108.68	32.16		65.0	
10236-CAD	LTE-TDD (SC-FDMA, 1 RB, 10 MHz, 64-QAM)	X	17.05	89.34	25.04	6.02	65.0	± 9.6 %
		Y	24.28	102.38	29.79		65.0	
		Z	26.05	105.43	30.64		65.0	
10237-CAD	LTE-TDD (SC-FDMA, 1 RB, 10 MHz, QPSK)	X	24.65	100.72	30.28	6.02	65.0	± 9.6 %
		Y	21.67	106.26	33.17		65.0	
		Z	22.28	109.22	34.28		65.0	
10238-CAD	LTE-TDD (SC-FDMA, 1 RB, 15 MHz, 16-QAM)	X	19.21	92.24	26.33	6.02	65.0	± 9.6 %
		Y	26.34	105.18	31.13		65.0	
		Z	28.55	108.60	32.14		65.0	

10239-CAD	LTE-TDD (SC-FDMA, 1 RB, 15 MHz, 64-QAM)	X	17.00	89.31	25.04	6.02	65.0	± 9.6 %
		Y	24.00	102.22	29.75		65.0	
		Z	25.68	105.23	30.60		65.0	
10240-CAD	LTE-TDD (SC-FDMA, 1 RB, 15 MHz, QPSK)	X	24.60	100.69	30.26	6.02	65.0	± 9.6 %
		Y	21.61	106.21	33.16		65.0	
		Z	22.24	109.18	34.27		65.0	
10241-CAA	LTE-TDD (SC-FDMA, 50% RB, 1.4 MHz, 16-QAM)	X	14.83	87.15	27.43	6.98	65.0	± 9.6 %
		Y	11.87	87.25	27.69		65.0	
		Z	12.27	89.81	28.71		65.0	
10242-CAA	LTE-TDD (SC-FDMA, 50% RB, 1.4 MHz, 64-QAM)	X	14.03	85.86	26.85	6.98	65.0	± 9.6 %
		Y	11.07	85.73	27.03		65.0	
		Z	11.88	89.15	28.39		65.0	
10243-CAA	LTE-TDD (SC-FDMA, 50% RB, 1.4 MHz, QPSK)	X	12.50	85.61	27.61	6.98	65.0	± 9.6 %
		Y	8.91	82.53	26.67		65.0	
		Z	9.40	85.62	28.06		65.0	
10244-CAB	LTE-TDD (SC-FDMA, 50% RB, 3 MHz, 16-QAM)	X	10.84	80.28	21.46	3.98	65.0	± 9.6 %
		Y	8.60	79.06	19.82		65.0	
		Z	7.30	76.79	18.14		65.0	
10245-CAB	LTE-TDD (SC-FDMA, 50% RB, 3 MHz, 64-QAM)	X	10.80	80.00	21.33	3.98	65.0	± 9.6 %
		Y	8.32	78.30	19.47		65.0	
		Z	7.01	75.95	17.75		65.0	
10246-CAB	LTE-TDD (SC-FDMA, 50% RB, 3 MHz, QPSK)	X	10.19	81.67	21.72	3.98	65.0	± 9.6 %
		Y	9.19	82.92	21.40		65.0	
		Z	10.28	85.26	21.82		65.0	
10247-CAD	LTE-TDD (SC-FDMA, 50% RB, 5 MHz, 16-QAM)	X	9.24	78.33	20.99	3.98	65.0	± 9.6 %
		Y	7.42	77.41	19.87		65.0	
		Z	7.44	78.18	19.81		65.0	
10248-CAD	LTE-TDD (SC-FDMA, 50% RB, 5 MHz, 64-QAM)	X	9.29	78.02	20.88	3.98	65.0	± 9.6 %
		Y	7.28	76.69	19.57		65.0	
		Z	7.17	77.21	19.40		65.0	
10249-CAD	LTE-TDD (SC-FDMA, 50% RB, 5 MHz, QPSK)	X	10.52	82.18	22.29	3.98	65.0	± 9.6 %
		Y	10.94	86.37	23.51		65.0	
		Z	13.59	90.89	24.82		65.0	
10250-CAD	LTE-TDD (SC-FDMA, 50% RB, 10 MHz, 16-QAM)	X	9.84	79.38	22.27	3.98	65.0	± 9.6 %
		Y	8.59	80.24	22.59		65.0	
		Z	8.91	81.95	23.17		65.0	
10251-CAD	LTE-TDD (SC-FDMA, 50% RB, 10 MHz, 64-QAM)	X	9.48	77.77	21.45	3.98	65.0	± 9.6 %
		Y	7.96	77.76	21.28		65.0	
		Z	8.06	79.03	21.69		65.0	
10252-CAD	LTE-TDD (SC-FDMA, 50% RB, 10 MHz, QPSK)	X	10.35	81.23	22.32	3.98	65.0	± 9.6 %
		Y	10.67	85.75	24.25		65.0	
		Z	12.80	90.26	25.85		65.0	
10253-CAD	LTE-TDD (SC-FDMA, 50% RB, 15 MHz, 16-QAM)	X	9.41	77.10	21.37	3.98	65.0	± 9.6 %
		Y	7.89	76.83	21.30		65.0	
		Z	7.98	78.11	21.82		65.0	
10254-CAD	LTE-TDD (SC-FDMA, 50% RB, 15 MHz, 64-QAM)	X	9.73	77.64	21.86	3.98	65.0	± 9.6 %
		Y	8.31	77.74	21.96		65.0	
		Z	8.42	79.03	22.48		65.0	



10255-CAD	LTE-TDD (SC-FDMA, 50% RB, 15 MHz, QPSK)	X	9.76	78.98	21.63	3.98	65.0	± 9.6 %
		Y	9.21	81.58	22.99		65.0	
		Z	10.10	84.50	24.17		65.0	
10256-CAA	LTE-TDD (SC-FDMA, 100% RB, 1.4 MHz, 16-QAM)	X	10.36	79.33	20.55	3.98	65.0	± 9.6 %
		Y	6.89	75.10	17.29		65.0	
		Z	5.38	71.84	15.02		65.0	
10257-CAA	LTE-TDD (SC-FDMA, 100% RB, 1.4 MHz, 64-QAM)	X	10.33	78.98	20.36	3.98	65.0	± 9.6 %
		Y	6.60	74.15	16.79		65.0	
		Z	5.14	70.90	14.50		65.0	
10258-CAA	LTE-TDD (SC-FDMA, 100% RB, 1.4 MHz, QPSK)	X	9.84	80.89	21.06	3.98	65.0	± 9.6 %
		Y	6.93	77.80	18.67		65.0	
		Z	6.67	77.68	18.06		65.0	
10259-CAB	LTE-TDD (SC-FDMA, 100% RB, 3 MHz, 16-QAM)	X	9.48	78.65	21.42	3.98	65.0	± 9.6 %
		Y	7.89	78.48	20.85		65.0	
		Z	8.05	79.67	21.05		65.0	
10260-CAB	LTE-TDD (SC-FDMA, 100% RB, 3 MHz, 64-QAM)	X	9.52	78.48	21.39	3.98	65.0	± 9.6 %
		Y	7.84	78.08	20.70		65.0	
		Z	7.93	79.11	20.83		65.0	
10261-CAB	LTE-TDD (SC-FDMA, 100% RB, 3 MHz, QPSK)	X	10.28	81.56	22.27	3.98	65.0	± 9.6 %
		Y	10.28	85.25	23.51		65.0	
		Z	12.40	89.51	24.85		65.0	
10262-CAD	LTE-TDD (SC-FDMA, 100% RB, 5 MHz, 16-QAM)	X	9.83	79.35	22.25	3.98	65.0	± 9.6 %
		Y	8.56	80.18	22.55		65.0	
		Z	8.88	81.87	23.12		65.0	
10263-CAD	LTE-TDD (SC-FDMA, 100% RB, 5 MHz, 64-QAM)	X	9.48	77.78	21.46	3.98	65.0	± 9.6 %
		Y	7.94	77.74	21.28		65.0	
		Z	8.05	79.01	21.68		65.0	
10264-CAD	LTE-TDD (SC-FDMA, 100% RB, 5 MHz, QPSK)	X	10.32	81.15	22.28	3.98	65.0	± 9.6 %
		Y	10.57	85.55	24.15		65.0	
		Z	12.63	90.00	25.74		65.0	
10265-CAD	LTE-TDD (SC-FDMA, 100% RB, 10 MHz, 16-QAM)	X	9.59	77.50	21.45	3.98	65.0	± 9.6 %
		Y	8.04	77.33	21.54		65.0	
		Z	8.14	78.63	22.11		65.0	
10266-CAD	LTE-TDD (SC-FDMA, 100% RB, 10 MHz, 64-QAM)	X	9.89	78.01	21.96	3.98	65.0	± 9.6 %
		Y	8.50	78.31	22.27		65.0	
		Z	8.64	79.67	22.86		65.0	
10267-CAD	LTE-TDD (SC-FDMA, 100% RB, 10 MHz, QPSK)	X	9.88	78.96	21.38	3.98	65.0	± 9.6 %
		Y	9.52	81.96	22.96		65.0	
		Z	10.50	84.95	24.19		65.0	
10268-CAD	LTE-TDD (SC-FDMA, 100% RB, 15 MHz, 16-QAM)	X	9.95	76.96	21.54	3.98	65.0	± 9.6 %
		Y	8.52	76.88	21.79		65.0	
		Z	8.53	77.92	22.30		65.0	
10269-CAD	LTE-TDD (SC-FDMA, 100% RB, 15 MHz, 64-QAM)	X	9.89	76.68	21.52	3.98	65.0	± 9.6 %
		Y	8.46	76.46	21.67		65.0	
		Z	8.45	77.44	22.15		65.0	
10270-CAD	LTE-TDD (SC-FDMA, 100% RB, 15 MHz, QPSK)	X	9.66	77.24	20.86	3.98	65.0	± 9.6 %
		Y	8.81	78.78	21.90		65.0	
		Z	9.16	80.58	22.73		65.0	

10274-CAB	UMTS-FDD (HSUPA, Subtest 5, 3GPP Rel8.10)	X	2.74	67.26	16.17	0.00	150.0	± 9.6 %
		Y	2.61	66.92	15.38		150.0	
		Z	2.66	67.94	15.80		150.0	
10275-CAB	UMTS-FDD (HSUPA, Subtest 5, 3GPP Rel8.4)	X	2.05	72.21	18.03	0.00	150.0	± 9.6 %
		Y	1.65	68.50	15.87		150.0	
		Z	1.80	70.74	17.08		150.0	
10277-CAA	PHS (QPSK)	X	8.03	72.61	16.76	9.03	50.0	± 9.6 %
		Y	5.31	69.07	13.45		50.0	
		Z	4.52	67.70	12.08		50.0	
10278-CAA	PHS (QPSK, BW 884MHz, Rolloff 0.5)	X	10.53	79.27	21.29	9.03	50.0	± 9.6 %
		Y	8.21	77.64	19.35		50.0	
		Z	7.62	76.93	18.36		50.0	
10279-CAA	PHS (QPSK, BW 884MHz, Rolloff 0.38)	X	10.71	79.48	21.37	9.03	50.0	± 9.6 %
		Y	8.29	77.74	19.41		50.0	
		Z	7.68	77.01	18.42		50.0	
10290-AAB	CDMA2000, RC1, SO55, Full Rate	X	2.46	75.92	18.53	0.00	150.0	± 9.6 %
		Y	1.45	69.17	13.90		150.0	
		Z	1.74	72.52	15.01		150.0	
10291-AAB	CDMA2000, RC3, SO55, Full Rate	X	1.54	75.02	18.13	0.00	150.0	± 9.6 %
		Y	0.85	66.46	12.55		150.0	
		Z	1.09	70.54	14.22		150.0	
10292-AAB	CDMA2000, RC3, SO32, Full Rate	X	2.85	86.00	22.76	0.00	150.0	± 9.6 %
		Y	1.20	72.00	15.52		150.0	
		Z	3.37	86.48	20.58		150.0	
10293-AAB	CDMA2000, RC3, SO3, Full Rate	X	6.08	98.98	27.50	0.00	150.0	± 9.6 %
		Y	2.38	81.80	19.81		150.0	
		Z	91.77	132.75	32.89		150.0	
10295-AAB	CDMA2000, RC1, SO3, 1/8th Rate 25 fr.	X	11.42	82.00	23.75	9.03	50.0	± 9.6 %
		Y	13.54	88.04	25.23		50.0	
		Z	20.14	95.71	27.34		50.0	
10297-AAC	LTE-FDD (SC-FDMA, 50% RB, 20 MHz, QPSK)	X	3.39	72.81	18.09	0.00	150.0	± 9.6 %
		Y	2.76	70.00	16.84		150.0	
		Z	2.84	71.20	17.58		150.0	
10298-AAC	LTE-FDD (SC-FDMA, 50% RB, 3 MHz, QPSK)	X	2.33	72.89	17.78	0.00	150.0	± 9.6 %
		Y	1.54	67.89	13.96		150.0	
		Z	1.61	69.51	14.40		150.0	
10299-AAC	LTE-FDD (SC-FDMA, 50% RB, 3 MHz, 16-QAM)	X	4.61	76.96	19.19	0.00	150.0	± 9.6 %
		Y	2.70	70.48	14.61		150.0	
		Z	1.96	66.96	12.10		150.0	
10300-AAC	LTE-FDD (SC-FDMA, 50% RB, 3 MHz, 64-QAM)	X	3.49	71.59	16.26	0.00	150.0	± 9.6 %
		Y	1.91	65.24	11.36		150.0	
		Z	1.47	63.13	9.40		150.0	
10301-AAA	IEEE 802.16e WiMAX (29:18, 5ms, 10MHz, QPSK, PUSC)	X	6.59	70.34	20.04	4.17	80.0	± 9.6 %
		Y	5.68	68.74	18.85		80.0	
		Z	5.70	69.67	19.26		80.0	
10302-AAA	IEEE 802.16e WiMAX (29:18, 5ms, 10MHz, QPSK, PUSC, 3 CTRL symbols)	X	7.28	71.73	21.22	4.96	80.0	± 9.6 %
		Y	6.10	69.04	19.43		80.0	
		Z	6.04	69.77	19.77		80.0	

10303-AAA	IEEE 802.16e WiMAX (31:15, 5ms, 10MHz, 64QAM, PUSC)	X	7.35	72.51	21.62	4.96	80.0	± 9.6 %
		Y	5.94	69.06	19.41		80.0	
		Z	5.89	69.82	19.76		80.0	
10304-AAA	IEEE 802.16e WiMAX (29:18, 5ms, 10MHz, 64QAM, PUSC)	X	6.69	70.97	20.39	4.17	80.0	± 9.6 %
		Y	5.59	68.42	18.66		80.0	
		Z	5.56	69.20	19.00		80.0	
10305-AAA	IEEE 802.16e WiMAX (31:15, 10ms, 10MHz, 64QAM, PUSC, 15 symbols)	X	14.75	90.64	29.58	6.02	50.0	± 9.6 %
		Y	10.18	84.38	26.41		50.0	
		Z	10.30	85.54	26.72		50.0	
10306-AAA	IEEE 802.16e WiMAX (29:18, 10ms, 10MHz, 64QAM, PUSC, 18 symbols)	X	9.44	79.58	25.56	6.02	50.0	± 9.6 %
		Y	7.33	75.98	23.40		50.0	
		Z	6.44	73.04	21.64		50.0	
10307-AAA	IEEE 802.16e WiMAX (29:18, 10ms, 10MHz, QPSK, PUSC, 18 symbols)	X	10.22	81.50	26.08	6.02	50.0	± 9.6 %
		Y	7.67	77.32	23.80		50.0	
		Z	7.49	77.77	23.93		50.0	
10308-AAA	IEEE 802.16e WiMAX (29:18, 10ms, 10MHz, 16QAM, PUSC)	X	10.67	82.66	26.55	6.02	50.0	± 9.6 %
		Y	7.93	78.29	24.23		50.0	
		Z	7.77	78.85	24.42		50.0	
10309-AAA	IEEE 802.16e WiMAX (29:18, 10ms, 10MHz, 16QAM, AMC 2x3, 18 symbols)	X	9.59	79.83	25.67	6.02	50.0	± 9.6 %
		Y	7.43	76.26	23.57		50.0	
		Z	6.50	73.23	21.79		50.0	
10310-AAA	IEEE 802.16e WiMAX (29:18, 10ms, 10MHz, QPSK, AMC 2x3, 18 symbols)	X	9.69	80.24	25.70	6.02	50.0	± 9.6 %
		Y	7.48	76.59	23.59		50.0	
		Z	7.35	77.19	23.79		50.0	
10311-AAC	LTE-FDD (SC-FDMA, 100% RB, 15 MHz, QPSK)	X	3.76	71.88	17.62	0.00	150.0	± 9.6 %
		Y	3.12	69.22	16.46		150.0	
		Z	3.20	70.27	17.11		150.0	
10313-AAA	IDEN 1:3	X	8.04	75.55	17.71	6.99	70.0	± 9.6 %
		Y	8.89	81.65	20.17		70.0	
		Z	12.54	87.83	22.26		70.0	
10314-AAA	IDEN 1:6	X	10.06	79.94	21.38	10.00	30.0	± 9.6 %
		Y	12.66	89.89	25.48		30.0	
		Z	20.06	99.62	28.65		30.0	
10315-AAB	IEEE 802.11b WiFi 2.4 GHz (DSSS, 1 Mbps, 96pc duty cycle)	X	1.30	67.68	17.69	0.17	150.0	± 9.6 %
		Y	1.18	64.90	15.80		150.0	
		Z	1.23	65.94	16.59		150.0	
10316-AAB	IEEE 802.11g WiFi 2.4 GHz (ERP-OFDM, 6 Mbps, 96pc duty cycle)	X	4.90	67.26	16.78	0.17	150.0	± 9.6 %
		Y	4.64	67.10	16.54		150.0	
		Z	4.58	67.43	16.69		150.0	
10317-AAB	IEEE 802.11a WiFi 5 GHz (OFDM, 6 Mbps, 96pc duty cycle)	X	4.90	67.26	16.78	0.17	150.0	± 9.6 %
		Y	4.64	67.10	16.54		150.0	
		Z	4.58	67.43	16.69		150.0	
10400-AAC	IEEE 802.11ac WiFi (20MHz, 64-QAM, 99pc duty cycle)	X	5.01	67.47	16.66	0.00	150.0	± 9.6 %
		Y	4.68	67.24	16.42		150.0	
		Z	4.61	67.58	16.60		150.0	
10401-AAC	IEEE 802.11ac WiFi (40MHz, 64-QAM, 99pc duty cycle)	X	5.58	67.43	16.66	0.00	150.0	± 9.6 %
		Y	5.46	67.62	16.70		150.0	
		Z	5.29	67.47	16.64		150.0	

10402-AAC	IEEE 802.11ac WiFi (80MHz, 64-QAM, 99pc duty cycle)	X	5.90	68.07	16.80	0.00	150.0	± 9.6 %
		Y	5.66	67.67	16.59		150.0	
		Z	5.60	67.87	16.71		150.0	
10403-AAB	CDMA2000 (1xEV-DO, Rev. 0)	X	2.46	75.92	18.53	0.00	115.0	± 9.6 %
		Y	1.45	69.17	13.90		115.0	
		Z	1.74	72.52	15.01		115.0	
10404-AAB	CDMA2000 (1xEV-DO, Rev. A)	X	2.46	75.92	18.53	0.00	115.0	± 9.6 %
		Y	1.45	69.17	13.90		115.0	
		Z	1.74	72.52	15.01		115.0	
10406-AAB	CDMA2000, RC3, SO32, SCH0, Full Rate	X	38.96	111.40	30.01	0.00	100.0	± 9.6 %
		Y	96.63	125.46	32.24		100.0	
		Z	100.00	123.89	30.87		100.0	
10410-AAC	LTE-TDD (SC-FDMA, 1 RB, 10 MHz, QPSK, UL Subframe=2,3,4,7,8,9)	X	79.33	113.95	29.40	3.23	80.0	± 9.6 %
		Y	100.00	123.80	32.02		80.0	
		Z	100.00	124.20	31.74		80.0	
10415-AAA	IEEE 802.11b WiFi 2.4 GHz (DSSS, 1 Mbps, 99pc duty cycle)	X	1.01	64.64	16.23	0.00	150.0	± 9.6 %
		Y	1.03	63.36	14.90		150.0	
		Z	1.08	64.37	15.69		150.0	
10416-AAA	IEEE 802.11g WiFi 2.4 GHz (ERP-OFDM, 6 Mbps, 99pc duty cycle)	X	4.76	67.00	16.58	0.00	150.0	± 9.6 %
		Y	4.53	66.92	16.37		150.0	
		Z	4.48	67.28	16.53		150.0	
10417-AAA	IEEE 802.11a/h WiFi 5 GHz (OFDM, 6 Mbps, 99pc duty cycle)	X	4.76	67.00	16.58	0.00	150.0	± 9.6 %
		Y	4.53	66.92	16.37		150.0	
		Z	4.48	67.28	16.53		150.0	
10418-AAA	IEEE 802.11g WiFi 2.4 GHz (DSSS-OFDM, 6 Mbps, 99pc duty cycle, Long preamble)	X	4.74	67.14	16.57	0.00	150.0	± 9.6 %
		Y	4.53	67.10	16.40		150.0	
		Z	4.48	67.49	16.59		150.0	
10419-AAA	IEEE 802.11g WiFi 2.4 GHz (DSSS-OFDM, 6 Mbps, 99pc duty cycle, Short preamble)	X	4.77	67.10	16.59	0.00	150.0	± 9.6 %
		Y	4.55	67.04	16.39		150.0	
		Z	4.49	67.42	16.58		150.0	
10422-AAA	IEEE 802.11n (HT Greenfield, 7.2 Mbps, BPSK)	X	4.90	67.10	16.59	0.00	150.0	± 9.6 %
		Y	4.66	67.03	16.41		150.0	
		Z	4.60	67.38	16.58		150.0	
10423-AAA	IEEE 802.11n (HT Greenfield, 43.3 Mbps, 16-QAM)	X	5.14	67.54	16.75	0.00	150.0	± 9.6 %
		Y	4.81	67.33	16.51		150.0	
		Z	4.74	67.65	16.67		150.0	
10424-AAA	IEEE 802.11n (HT Greenfield, 72.2 Mbps, 64-QAM)	X	5.04	67.47	16.71	0.00	150.0	± 9.6 %
		Y	4.74	67.28	16.49		150.0	
		Z	4.66	67.61	16.65		150.0	
10425-AAA	IEEE 802.11n (HT Greenfield, 15 Mbps, BPSK)	X	5.61	67.86	16.86	0.00	150.0	± 9.6 %
		Y	5.36	67.59	16.69		150.0	
		Z	5.29	67.80	16.81		150.0	
10426-AAA	IEEE 802.11n (HT Greenfield, 90 Mbps, 16-QAM)	X	5.62	67.87	16.86	0.00	150.0	± 9.6 %
		Y	5.40	67.74	16.76		150.0	
		Z	5.31	67.91	16.86		150.0	

10427-AAA	IEEE 802.11n (HT Greenfield, 150 Mbps, 64-QAM)	X	5.65	67.92	16.88	0.00	150.0	± 9.6 %
		Y	5.39	67.63	16.70		150.0	
		Z	5.28	67.70	16.75		150.0	
10430-AAB	LTE-FDD (OFDMA, 5 MHz, E-TM 3.1)	X	4.50	70.33	18.46	0.00	150.0	± 9.6 %
		Y	4.28	71.46	18.38		150.0	
		Z	4.28	72.32	18.56		150.0	
10431-AAB	LTE-FDD (OFDMA, 10 MHz, E-TM 3.1)	X	4.56	67.66	16.75	0.00	150.0	± 9.6 %
		Y	4.19	67.51	16.33		150.0	
		Z	4.12	67.97	16.50		150.0	
10432-AAB	LTE-FDD (OFDMA, 15 MHz, E-TM 3.1)	X	4.83	67.55	16.72	0.00	150.0	± 9.6 %
		Y	4.50	67.35	16.43		150.0	
		Z	4.43	67.74	16.61		150.0	
10433-AAB	LTE-FDD (OFDMA, 20 MHz, E-TM 3.1)	X	5.06	67.54	16.75	0.00	150.0	± 9.6 %
		Y	4.75	67.32	16.51		150.0	
		Z	4.68	67.64	16.67		150.0	
10434-AAA	W-CDMA (BS Test Model 1, 64 DPCH)	X	4.58	70.97	18.48	0.00	150.0	± 9.6 %
		Y	4.39	72.38	18.32		150.0	
		Z	4.42	73.36	18.48		150.0	
10435-AAC	LTE-TDD (SC-FDMA, 1 RB, 20 MHz, QPSK, UL Subframe=2,3,4,7,8,9)	X	73.07	112.66	29.06	3.23	80.0	± 9.6 %
		Y	100.00	123.60	31.93		80.0	
		Z	100.00	123.98	31.64		80.0	
10447-AAB	LTE-FDD (OFDMA, 5 MHz, E-TM 3.1, Clipping 44%)	X	3.91	67.87	16.49	0.00	150.0	± 9.6 %
		Y	3.47	67.50	15.53		150.0	
		Z	3.41	68.08	15.62		150.0	
10448-AAB	LTE-FDD (OFDMA, 10 MHz, E-TM 3.1, Clipping 44%)	X	4.36	67.43	16.61	0.00	150.0	± 9.6 %
		Y	4.04	67.29	16.20		150.0	
		Z	3.99	67.77	16.38		150.0	
10449-AAB	LTE-FDD (OFDMA, 15 MHz, E-TM 3.1, Clipping 44%)	X	4.59	67.37	16.63	0.00	150.0	± 9.6 %
		Y	4.32	67.18	16.33		150.0	
		Z	4.27	67.58	16.51		150.0	
10450-AAB	LTE-FDD (OFDMA, 20 MHz, E-TM 3.1, Clipping 44%)	X	4.75	67.29	16.62	0.00	150.0	± 9.6 %
		Y	4.52	67.08	16.36		150.0	
		Z	4.47	67.43	16.54		150.0	
10451-AAA	W-CDMA (BS Test Model 1, 64 DPCH, Clipping 44%)	X	3.88	68.25	16.35	0.00	150.0	± 9.6 %
		Y	3.34	67.60	15.06		150.0	
		Z	3.25	68.08	15.03		150.0	
10456-AAA	IEEE 802.11ac WiFi (160MHz, 64-QAM, 99pc duty cycle)	X	6.45	68.48	17.01	0.00	150.0	± 9.6 %
		Y	6.28	68.20	16.88		150.0	
		Z	6.24	68.43	17.01		150.0	
10457-AAA	UMTS-FDD (DC-HSDPA)	X	3.87	65.68	16.38	0.00	150.0	± 9.6 %
		Y	3.81	65.57	16.07		150.0	
		Z	3.81	65.98	16.26		150.0	
10458-AAA	CDMA2000 (1xEV-DO, Rev. B, 2 carriers)	X	3.63	67.17	15.82	0.00	150.0	± 9.6 %
		Y	3.13	66.82	14.32		150.0	
		Z	2.97	66.93	13.99		150.0	
10459-AAA	CDMA2000 (1xEV-DO, Rev. B, 3 carriers)	X	4.79	65.36	16.37	0.00	150.0	± 9.6 %
		Y	4.24	65.27	15.46		150.0	
		Z	4.13	65.72	15.38		150.0	

10460-AAA	UMTS-FDD (WCDMA, AMR)	X	1.54	79.74	21.99	0.00	150.0	± 9.6 %
		Y	0.95	69.06	16.64		150.0	
		Z	1.16	73.20	19.00		150.0	
10461-AAA	LTE-TDD (SC-FDMA, 1 RB, 1.4 MHz, QPSK, UL Subframe=2,3,4,7,8,9)	X	100.00	118.00	30.59	3.29	80.0	± 9.6 %
		Y	100.00	127.27	33.69		80.0	
		Z	100.00	128.13	33.61		80.0	
10462-AAA	LTE-TDD (SC-FDMA, 1 RB, 1.4 MHz, 16-QAM, UL Subframe=2,3,4,7,8,9)	X	100.00	108.76	26.18	3.23	80.0	± 9.6 %
		Y	100.00	111.69	26.26		80.0	
		Z	100.00	109.78	24.92		80.0	
10463-AAA	LTE-TDD (SC-FDMA, 1 RB, 1.4 MHz, 64-QAM, UL Subframe=2,3,4,7,8,9)	X	61.06	101.21	23.94	3.23	80.0	± 9.6 %
		Y	100.00	108.45	24.70		80.0	
		Z	9.38	82.48	17.38		80.0	
10464-AAA	LTE-TDD (SC-FDMA, 1 RB, 3 MHz, QPSK, UL Subframe=2,3,4,7,8,9)	X	100.00	116.66	29.84	3.23	80.0	± 9.6 %
		Y	100.00	125.35	32.64		80.0	
		Z	100.00	125.94	32.43		80.0	
10465-AAA	LTE-TDD (SC-FDMA, 1 RB, 3 MHz, 16-QAM, UL Subframe=2,3,4,7,8,9)	X	100.00	108.47	26.02	3.23	80.0	± 9.6 %
		Y	100.00	111.17	26.01		80.0	
		Z	44.16	100.58	22.73		80.0	
10466-AAA	LTE-TDD (SC-FDMA, 1 RB, 3 MHz, 64-QAM, UL Subframe=2,3,4,7,8,9)	X	42.58	96.75	22.75	3.23	80.0	± 9.6 %
		Y	42.99	98.93	22.41		80.0	
		Z	5.89	77.61	15.84		80.0	
10467-AAC	LTE-TDD (SC-FDMA, 1 RB, 5 MHz, QPSK, UL Subframe=2,3,4,7,8,9)	X	100.00	116.79	29.90	3.23	80.0	± 9.6 %
		Y	100.00	125.60	32.75		80.0	
		Z	100.00	126.22	32.56		80.0	
10468-AAC	LTE-TDD (SC-FDMA, 1 RB, 5 MHz, 16-QAM, UL Subframe=2,3,4,7,8,9)	X	100.00	108.56	26.07	3.23	80.0	± 9.6 %
		Y	100.00	111.35	26.09		80.0	
		Z	61.74	104.33	23.64		80.0	
10469-AAC	LTE-TDD (SC-FDMA, 1 RB, 5 MHz, 64-QAM, UL Subframe=2,3,4,7,8,9)	X	43.83	97.08	22.83	3.23	80.0	± 9.6 %
		Y	46.06	99.70	22.59		80.0	
		Z	6.04	77.89	15.93		80.0	
10470-AAC	LTE-TDD (SC-FDMA, 1 RB, 10 MHz, QPSK, UL Subframe=2,3,4,7,8,9)	X	100.00	116.81	29.90	3.23	80.0	± 9.6 %
		Y	100.00	125.63	32.76		80.0	
		Z	100.00	126.25	32.56		80.0	
10471-AAC	LTE-TDD (SC-FDMA, 1 RB, 10 MHz, 16-QAM, UL Subframe=2,3,4,7,8,9)	X	100.00	108.53	26.05	3.23	80.0	± 9.6 %
		Y	100.00	111.31	26.07		80.0	
		Z	61.64	104.26	23.61		80.0	
10472-AAC	LTE-TDD (SC-FDMA, 1 RB, 10 MHz, 64-QAM, UL Subframe=2,3,4,7,8,9)	X	44.10	97.14	22.84	3.23	80.0	± 9.6 %
		Y	46.39	99.73	22.59		80.0	
		Z	6.02	77.83	15.90		80.0	
10473-AAC	LTE-TDD (SC-FDMA, 1 RB, 15 MHz, QPSK, UL Subframe=2,3,4,7,8,9)	X	100.00	116.79	29.89	3.23	80.0	± 9.6 %
		Y	100.00	125.60	32.74		80.0	
		Z	100.00	126.23	32.55		80.0	
10474-AAC	LTE-TDD (SC-FDMA, 1 RB, 15 MHz, 16-QAM, UL Subframe=2,3,4,7,8,9)	X	100.00	108.54	26.05	3.23	80.0	± 9.6 %
		Y	100.00	111.32	26.07		80.0	
		Z	60.20	104.02	23.55		80.0	
10475-AAC	LTE-TDD (SC-FDMA, 1 RB, 15 MHz, 64-QAM, UL Subframe=2,3,4,7,8,9)	X	43.66	97.03	22.81	3.23	80.0	± 9.6 %
		Y	44.87	99.39	22.51		80.0	
		Z	5.94	77.72	15.87		80.0	

10477-AAC	LTE-TDD (SC-FDMA, 1 RB, 20 MHz, 16-QAM, UL Subframe=2,3,4,7,8,9)	X	100.00	108.43	26.00	3.23	80.0	± 9.6 %
		Y	100.00	111.14	25.99		80.0	
		Z	48.11	101.47	22.92		80.0	
10478-AAC	LTE-TDD (SC-FDMA, 1 RB, 20 MHz, 64-QAM, UL Subframe=2,3,4,7,8,9)	X	43.04	96.84	22.76	3.23	80.0	± 9.6 %
		Y	43.24	98.94	22.39		80.0	
		Z	5.86	77.55	15.80		80.0	
10479-AAA	LTE-TDD (SC-FDMA, 50% RB, 1.4 MHz, QPSK, UL Subframe=2,3,4,7,8,9)	X	18.43	95.26	26.62	3.23	80.0	± 9.6 %
		Y	47.63	113.17	30.89		80.0	
		Z	79.42	120.84	32.18		80.0	
10480-AAA	LTE-TDD (SC-FDMA, 50% RB, 1.4 MHz, 16-QAM, UL Subframe=2,3,4,7,8,9)	X	15.38	87.90	23.16	3.23	80.0	± 9.6 %
		Y	35.80	101.51	25.84		80.0	
		Z	33.10	99.76	24.57		80.0	
10481-AAA	LTE-TDD (SC-FDMA, 50% RB, 1.4 MHz, 64-QAM, UL Subframe=2,3,4,7,8,9)	X	14.20	86.14	22.35	3.23	80.0	± 9.6 %
		Y	23.64	94.76	23.60		80.0	
		Z	17.83	90.68	21.64		80.0	
10482-AAA	LTE-TDD (SC-FDMA, 50% RB, 3 MHz, QPSK, UL Subframe=2,3,4,7,8,9)	X	11.00	86.13	22.59	2.23	80.0	± 9.6 %
		Y	6.54	80.66	19.81		80.0	
		Z	10.00	86.91	21.46		80.0	
10483-AAA	LTE-TDD (SC-FDMA, 50% RB, 3 MHz, 16-QAM, UL Subframe=2,3,4,7,8,9)	X	11.81	84.53	22.26	2.23	80.0	± 9.6 %
		Y	9.59	82.56	20.08		80.0	
		Z	5.79	75.74	16.81		80.0	
10484-AAA	LTE-TDD (SC-FDMA, 50% RB, 3 MHz, 64-QAM, UL Subframe=2,3,4,7,8,9)	X	11.16	83.50	21.93	2.23	80.0	± 9.6 %
		Y	8.15	80.18	19.27		80.0	
		Z	5.05	73.86	16.10		80.0	
10485-AAC	LTE-TDD (SC-FDMA, 50% RB, 5 MHz, QPSK, UL Subframe=2,3,4,7,8,9)	X	11.03	86.44	23.15	2.23	80.0	± 9.6 %
		Y	6.87	82.16	21.41		80.0	
		Z	9.87	88.59	23.41		80.0	
10486-AAC	LTE-TDD (SC-FDMA, 50% RB, 5 MHz, 16-QAM, UL Subframe=2,3,4,7,8,9)	X	6.95	77.02	19.85	2.23	80.0	± 9.6 %
		Y	4.98	74.27	17.96		80.0	
		Z	5.53	76.50	18.48		80.0	
10487-AAC	LTE-TDD (SC-FDMA, 50% RB, 5 MHz, 64-QAM, UL Subframe=2,3,4,7,8,9)	X	6.82	76.43	19.65	2.23	80.0	± 9.6 %
		Y	4.85	73.54	17.65		80.0	
		Z	5.25	75.41	18.04		80.0	
10488-AAC	LTE-TDD (SC-FDMA, 50% RB, 10 MHz, QPSK, UL Subframe=2,3,4,7,8,9)	X	9.46	82.96	22.30	2.23	80.0	± 9.6 %
		Y	5.99	78.96	21.12		80.0	
		Z	6.82	82.33	22.47		80.0	
10489-AAC	LTE-TDD (SC-FDMA, 50% RB, 10 MHz, 16-QAM, UL Subframe=2,3,4,7,8,9)	X	6.62	75.52	19.96	2.23	80.0	± 9.6 %
		Y	4.91	73.20	18.90		80.0	
		Z	5.11	74.84	19.54		80.0	
10490-AAC	LTE-TDD (SC-FDMA, 50% RB, 10 MHz, 64-QAM, UL Subframe=2,3,4,7,8,9)	X	6.56	74.88	19.76	2.23	80.0	± 9.6 %
		Y	4.94	72.82	18.76		80.0	
		Z	5.10	74.33	19.33		80.0	
10491-AAC	LTE-TDD (SC-FDMA, 50% RB, 15 MHz, QPSK, UL Subframe=2,3,4,7,8,9)	X	7.98	78.75	20.93	2.23	80.0	± 9.6 %
		Y	5.56	75.73	20.09		80.0	
		Z	5.84	77.68	21.00		80.0	
10492-AAC	LTE-TDD (SC-FDMA, 50% RB, 15 MHz, 16-QAM, UL Subframe=2,3,4,7,8,9)	X	6.52	73.74	19.47	2.23	80.0	± 9.6 %
		Y	5.01	71.66	18.63		80.0	
		Z	5.04	72.68	19.10		80.0	

10493-AAC	LTE-TDD (SC-FDMA, 50% RB, 15 MHz, 64-QAM, UL Subframe=2,3,4,7,8,9)	X	6.52	73.38	19.36	2.23	80.0	± 9.6 %
		Y	5.05	71.42	18.55		80.0	
		Z	5.05	72.38	18.97		80.0	
10494-AAC	LTE-TDD (SC-FDMA, 50% RB, 20 MHz, QPSK, UL Subframe=2,3,4,7,8,9)	X	9.30	81.16	21.56	2.23	80.0	± 9.6 %
		Y	6.19	77.55	20.65		80.0	
		Z	6.63	79.81	21.68		80.0	
10495-AAC	LTE-TDD (SC-FDMA, 50% RB, 20 MHz, 16-QAM, UL Subframe=2,3,4,7,8,9)	X	6.75	74.54	19.74	2.23	80.0	± 9.6 %
		Y	5.09	72.10	18.86		80.0	
		Z	5.10	73.07	19.34		80.0	
10496-AAC	LTE-TDD (SC-FDMA, 50% RB, 20 MHz, 64-QAM, UL Subframe=2,3,4,7,8,9)	X	6.67	73.87	19.53	2.23	80.0	± 9.6 %
		Y	5.11	71.66	18.72		80.0	
		Z	5.11	72.57	19.16		80.0	
10497-AAA	LTE-TDD (SC-FDMA, 100% RB, 1.4 MHz, QPSK, UL Subframe=2,3,4,7,8,9)	X	9.58	84.00	21.43	2.23	80.0	± 9.6 %
		Y	4.27	74.12	16.39		80.0	
		Z	5.12	76.54	16.66		80.0	
10498-AAA	LTE-TDD (SC-FDMA, 100% RB, 1.4 MHz, 16-QAM, UL Subframe=2,3,4,7,8,9)	X	6.19	75.19	17.72	2.23	80.0	± 9.6 %
		Y	2.33	64.39	11.23		80.0	
		Z	1.83	62.54	9.68		80.0	
10499-AAA	LTE-TDD (SC-FDMA, 100% RB, 1.4 MHz, 64-QAM, UL Subframe=2,3,4,7,8,9)	X	6.08	74.60	17.40	2.23	80.0	± 9.6 %
		Y	2.20	63.55	10.68		80.0	
		Z	1.70	61.64	9.07		80.0	
10500-AAA	LTE-TDD (SC-FDMA, 100% RB, 3 MHz, QPSK, UL Subframe=2,3,4,7,8,9)	X	9.69	83.97	22.50	2.23	80.0	± 9.6 %
		Y	6.26	80.30	21.12		80.0	
		Z	7.99	85.23	22.80		80.0	
10501-AAA	LTE-TDD (SC-FDMA, 100% RB, 3 MHz, 16-QAM, UL Subframe=2,3,4,7,8,9)	X	6.73	76.14	19.79	2.23	80.0	± 9.6 %
		Y	4.97	73.89	18.33		80.0	
		Z	5.41	76.03	18.94		80.0	
10502-AAA	LTE-TDD (SC-FDMA, 100% RB, 3 MHz, 64-QAM, UL Subframe=2,3,4,7,8,9)	X	6.66	75.65	19.59	2.23	80.0	± 9.6 %
		Y	4.97	73.54	18.13		80.0	
		Z	5.36	75.51	18.67		80.0	
10503-AAC	LTE-TDD (SC-FDMA, 100% RB, 5 MHz, QPSK, UL Subframe=2,3,4,7,8,9)	X	9.33	82.74	22.21	2.23	80.0	± 9.6 %
		Y	5.90	78.70	21.01		80.0	
		Z	6.71	82.03	22.35		80.0	
10504-AAC	LTE-TDD (SC-FDMA, 100% RB, 5 MHz, 16-QAM, UL Subframe=2,3,4,7,8,9)	X	6.59	75.44	19.92	2.23	80.0	± 9.6 %
		Y	4.88	73.08	18.84		80.0	
		Z	5.07	74.71	19.47		80.0	
10505-AAC	LTE-TDD (SC-FDMA, 100% RB, 5 MHz, 64-QAM, UL Subframe=2,3,4,7,8,9)	X	6.52	74.79	19.72	2.23	80.0	± 9.6 %
		Y	4.91	72.71	18.70		80.0	
		Z	5.07	74.21	19.27		80.0	
10506-AAC	LTE-TDD (SC-FDMA, 100% RB, 10 MHz, QPSK, UL Subframe=2,3,4,7,8,9)	X	9.21	81.00	21.50	2.23	80.0	± 9.6 %
		Y	6.13	77.37	20.57		80.0	
		Z	6.56	79.62	21.60		80.0	
10507-AAC	LTE-TDD (SC-FDMA, 100% RB, 10 MHz, 16-QAM, UL Subframe=2,3,4,7,8,9)	X	6.72	74.48	19.71	2.23	80.0	± 9.6 %
		Y	5.07	72.03	18.82		80.0	
		Z	5.08	73.01	19.31		80.0	



10508-AAC	LTE-TDD (SC-FDMA, 100% RB, 10 MHz, 64-QAM, UL Subframe=2,3,4,7,8,9)	X	6.65	73.80	19.50	2.23	80.0	± 9.6 %
		Y	5.09	71.58	18.67		80.0	
		Z	5.09	72.48	19.12		80.0	
10509-AAC	LTE-TDD (SC-FDMA, 100% RB, 15 MHz, QPSK, UL Subframe=2,3,4,7,8,9)	X	8.15	77.43	20.26	2.23	80.0	± 9.6 %
		Y	5.99	74.82	19.62		80.0	
		Z	6.17	76.24	20.35		80.0	
10510-AAC	LTE-TDD (SC-FDMA, 100% RB, 15 MHz, 16-QAM, UL Subframe=2,3,4,7,8,9)	X	6.94	73.36	19.32	2.23	80.0	± 9.6 %
		Y	5.42	71.16	18.60		80.0	
		Z	5.37	71.81	18.97		80.0	
10511-AAC	LTE-TDD (SC-FDMA, 100% RB, 15 MHz, 64-QAM, UL Subframe=2,3,4,7,8,9)	X	6.87	72.87	19.19	2.23	80.0	± 9.6 %
		Y	5.44	70.83	18.50		80.0	
		Z	5.39	71.45	18.85		80.0	
10512-AAC	LTE-TDD (SC-FDMA, 100% RB, 20 MHz, QPSK, UL Subframe=2,3,4,7,8,9)	X	9.41	80.22	21.09	2.23	80.0	± 9.6 %
		Y	6.52	76.83	20.24		80.0	
		Z	6.84	78.58	21.10		80.0	
10513-AAC	LTE-TDD (SC-FDMA, 100% RB, 20 MHz, 16-QAM, UL Subframe=2,3,4,7,8,9)	X	7.03	74.19	19.61	2.23	80.0	± 9.6 %
		Y	5.36	71.56	18.76		80.0	
		Z	5.31	72.21	19.14		80.0	
10514-AAC	LTE-TDD (SC-FDMA, 100% RB, 20 MHz, 64-QAM, UL Subframe=2,3,4,7,8,9)	X	6.85	73.42	19.39	2.23	80.0	± 9.6 %
		Y	5.32	71.03	18.59		80.0	
		Z	5.27	71.61	18.94		80.0	
10515-AAA	IEEE 802.11b WiFi 2.4 GHz (DSSS, 2 Mbps, 99pc duty cycle)	X	0.98	65.05	16.44	0.00	150.0	± 9.6 %
		Y	1.00	63.56	14.97		150.0	
		Z	1.05	64.66	15.82		150.0	
10516-AAA	IEEE 802.11b WiFi 2.4 GHz (DSSS, 5.5 Mbps, 99pc duty cycle)	X	100.00	168.11	45.87	0.00	150.0	± 9.6 %
		Y	0.67	71.83	18.15		150.0	
		Z	1.04	80.65	22.82		150.0	
10517-AAA	IEEE 802.11b WiFi 2.4 GHz (DSSS, 11 Mbps, 99pc duty cycle)	X	0.96	70.11	18.69	0.00	150.0	± 9.6 %
		Y	0.85	65.61	15.70		150.0	
		Z	0.93	67.57	17.12		150.0	
10518-AAA	IEEE 802.11a/h WiFi 5 GHz (OFDM, 9 Mbps, 99pc duty cycle)	X	4.76	67.10	16.57	0.00	150.0	± 9.6 %
		Y	4.53	67.01	16.35		150.0	
		Z	4.47	67.38	16.53		150.0	
10519-AAA	IEEE 802.11a/h WiFi 5 GHz (OFDM, 12 Mbps, 99pc duty cycle)	X	5.02	67.44	16.72	0.00	150.0	± 9.6 %
		Y	4.70	67.22	16.46		150.0	
		Z	4.63	67.55	16.62		150.0	
10520-AAA	IEEE 802.11a/h WiFi 5 GHz (OFDM, 18 Mbps, 99pc duty cycle)	X	4.86	67.45	16.66	0.00	150.0	± 9.6 %
		Y	4.55	67.17	16.38		150.0	
		Z	4.48	67.50	16.54		150.0	
10521-AAA	IEEE 802.11a/h WiFi 5 GHz (OFDM, 24 Mbps, 99pc duty cycle)	X	4.79	67.47	16.66	0.00	150.0	± 9.6 %
		Y	4.48	67.16	16.36		150.0	
		Z	4.42	67.48	16.53		150.0	
10522-AAA	IEEE 802.11a/h WiFi 5 GHz (OFDM, 36 Mbps, 99pc duty cycle)	X	4.82	67.32	16.63	0.00	150.0	± 9.6 %
		Y	4.55	67.29	16.46		150.0	
		Z	4.47	67.62	16.63		150.0	

10523-AAA	IEEE 802.11a/h WiFi 5 GHz (OFDM, 48 Mbps, 99pc duty cycle)	X	4.69	67.31	16.53	0.00	150.0	± 9.6 %
		Y	4.44	67.17	16.32		150.0	
		Z	4.39	67.59	16.54		150.0	
10524-AAA	IEEE 802.11a/h WiFi 5 GHz (OFDM, 54 Mbps, 99pc duty cycle)	X	4.78	67.32	16.64	0.00	150.0	± 9.6 %
		Y	4.49	67.20	16.43		150.0	
		Z	4.42	67.57	16.62		150.0	
10525-AAA	IEEE 802.11ac WiFi (20MHz, MCS0, 99pc duty cycle)	X	4.72	66.35	16.23	0.00	150.0	± 9.6 %
		Y	4.49	66.26	16.02		150.0	
		Z	4.45	66.66	16.22		150.0	
10526-AAA	IEEE 802.11ac WiFi (20MHz, MCS1, 99pc duty cycle)	X	4.95	66.78	16.37	0.00	150.0	± 9.6 %
		Y	4.64	66.60	16.16		150.0	
		Z	4.58	66.96	16.34		150.0	
10527-AAA	IEEE 802.11ac WiFi (20MHz, MCS2, 99pc duty cycle)	X	4.86	66.80	16.35	0.00	150.0	± 9.6 %
		Y	4.57	66.56	16.10		150.0	
		Z	4.51	66.93	16.29		150.0	
10528-AAA	IEEE 802.11ac WiFi (20MHz, MCS3, 99pc duty cycle)	X	4.89	66.82	16.38	0.00	150.0	± 9.6 %
		Y	4.58	66.57	16.13		150.0	
		Z	4.52	66.94	16.32		150.0	
10529-AAA	IEEE 802.11ac WiFi (20MHz, MCS4, 99pc duty cycle)	X	4.89	66.82	16.38	0.00	150.0	± 9.6 %
		Y	4.58	66.57	16.13		150.0	
		Z	4.52	66.94	16.32		150.0	
10531-AAA	IEEE 802.11ac WiFi (20MHz, MCS6, 99pc duty cycle)	X	4.92	67.00	16.42	0.00	150.0	± 9.6 %
		Y	4.57	66.66	16.14		150.0	
		Z	4.49	66.99	16.31		150.0	
10532-AAA	IEEE 802.11ac WiFi (20MHz, MCS7, 99pc duty cycle)	X	4.76	66.93	16.40	0.00	150.0	± 9.6 %
		Y	4.43	66.51	16.07		150.0	
		Z	4.37	66.85	16.25		150.0	
10533-AAA	IEEE 802.11ac WiFi (20MHz, MCS8, 99pc duty cycle)	X	4.90	66.82	16.35	0.00	150.0	± 9.6 %
		Y	4.59	66.64	16.13		150.0	
		Z	4.53	67.03	16.33		150.0	
10534-AAA	IEEE 802.11ac WiFi (40MHz, MCS0, 99pc duty cycle)	X	5.38	66.99	16.41	0.00	150.0	± 9.6 %
		Y	5.14	66.65	16.20		150.0	
		Z	5.08	66.89	16.34		150.0	
10535-AAA	IEEE 802.11ac WiFi (40MHz, MCS1, 99pc duty cycle)	X	5.47	67.13	16.46	0.00	150.0	± 9.6 %
		Y	5.21	66.87	16.30		150.0	
		Z	5.13	67.05	16.42		150.0	
10536-AAA	IEEE 802.11ac WiFi (40MHz, MCS2, 99pc duty cycle)	X	5.32	67.12	16.45	0.00	150.0	± 9.6 %
		Y	5.08	66.81	16.25		150.0	
		Z	5.02	67.06	16.40		150.0	
10537-AAA	IEEE 802.11ac WiFi (40MHz, MCS3, 99pc duty cycle)	X	5.39	67.07	16.42	0.00	150.0	± 9.6 %
		Y	5.13	66.76	16.23		150.0	
		Z	5.08	67.03	16.39		150.0	
10538-AAA	IEEE 802.11ac WiFi (40MHz, MCS4, 99pc duty cycle)	X	5.52	67.19	16.52	0.00	150.0	± 9.6 %
		Y	5.21	66.77	16.27		150.0	
		Z	5.14	66.99	16.41		150.0	
10540-AAA	IEEE 802.11ac WiFi (40MHz, MCS6, 99pc duty cycle)	X	5.40	67.10	16.49	0.00	150.0	± 9.6 %
		Y	5.15	66.79	16.30		150.0	
		Z	5.07	66.96	16.41		150.0	

10541-AAA	IEEE 802.11ac WiFi (40MHz, MCS7, 99pc duty cycle)	X	5.41	67.10	16.49	0.00	150.0	± 9.6 %
		Y	5.12	66.64	16.21		150.0	
		Z	5.05	66.85	16.34		150.0	
10542-AAA	IEEE 802.11ac WiFi (40MHz, MCS8, 99pc duty cycle)	X	5.53	67.02	16.46	0.00	150.0	± 9.6 %
		Y	5.28	66.73	16.27		150.0	
		Z	5.21	66.95	16.40		150.0	
10543-AAA	IEEE 802.11ac WiFi (40MHz, MCS9, 99pc duty cycle)	X	5.65	67.09	16.50	0.00	150.0	± 9.6 %
		Y	5.35	66.75	16.31		150.0	
		Z	5.28	67.01	16.46		150.0	
10544-AAA	IEEE 802.11ac WiFi (80MHz, MCS0, 99pc duty cycle)	X	5.63	67.05	16.36	0.00	150.0	± 9.6 %
		Y	5.46	66.75	16.19		150.0	
		Z	5.42	66.95	16.31		150.0	
10545-AAA	IEEE 802.11ac WiFi (80MHz, MCS1, 99pc duty cycle)	X	5.85	67.43	16.48	0.00	150.0	± 9.6 %
		Y	5.67	67.24	16.39		150.0	
		Z	5.61	67.44	16.52		150.0	
10546-AAA	IEEE 802.11ac WiFi (80MHz, MCS2, 99pc duty cycle)	X	5.76	67.40	16.49	0.00	150.0	± 9.6 %
		Y	5.52	66.93	16.25		150.0	
		Z	5.45	67.09	16.35		150.0	
10547-AAA	IEEE 802.11ac WiFi (80MHz, MCS3, 99pc duty cycle)	X	5.86	67.50	16.53	0.00	150.0	± 9.6 %
		Y	5.59	67.00	16.28		150.0	
		Z	5.54	67.20	16.40		150.0	
10548-AAA	IEEE 802.11ac WiFi (80MHz, MCS4, 99pc duty cycle)	X	6.21	68.68	17.08	0.00	150.0	± 9.6 %
		Y	5.87	68.02	16.76		150.0	
		Z	5.72	67.95	16.76		150.0	
10550-AAA	IEEE 802.11ac WiFi (80MHz, MCS6, 99pc duty cycle)	X	5.77	67.31	16.45	0.00	150.0	± 9.6 %
		Y	5.57	67.05	16.32		150.0	
		Z	5.52	67.30	16.47		150.0	
10551-AAA	IEEE 802.11ac WiFi (80MHz, MCS7, 99pc duty cycle)	X	5.80	67.45	16.48	0.00	150.0	± 9.6 %
		Y	5.55	67.00	16.26		150.0	
		Z	5.45	67.07	16.32		150.0	
10552-AAA	IEEE 802.11ac WiFi (80MHz, MCS8, 99pc duty cycle)	X	5.69	67.19	16.37	0.00	150.0	± 9.6 %
		Y	5.47	66.81	16.17		150.0	
		Z	5.43	67.06	16.31		150.0	
10553-AAA	IEEE 802.11ac WiFi (80MHz, MCS9, 99pc duty cycle)	X	5.78	67.21	16.40	0.00	150.0	± 9.6 %
		Y	5.54	66.82	16.20		150.0	
		Z	5.48	67.01	16.32		150.0	
10554-AAB	IEEE 802.11ac WiFi (160MHz, MCS0, 99pc duty cycle)	X	6.03	67.43	16.45	0.00	150.0	± 9.6 %
		Y	5.89	67.12	16.28		150.0	
		Z	5.84	67.28	16.38		150.0	
10555-AAB	IEEE 802.11ac WiFi (160MHz, MCS1, 99pc duty cycle)	X	6.22	67.88	16.64	0.00	150.0	± 9.6 %
		Y	6.02	67.44	16.43		150.0	
		Z	5.95	67.54	16.50		150.0	
10556-AAB	IEEE 802.11ac WiFi (160MHz, MCS2, 99pc duty cycle)	X	6.20	67.79	16.59	0.00	150.0	± 9.6 %
		Y	6.04	67.49	16.44		150.0	
		Z	5.99	67.66	16.55		150.0	
10557-AAB	IEEE 802.11ac WiFi (160MHz, MCS3, 99pc duty cycle)	X	6.21	67.81	16.62	0.00	150.0	± 9.6 %
		Y	5.99	67.35	16.39		150.0	
		Z	5.93	67.50	16.49		150.0	

10558-AAB	IEEE 802.11ac WiFi (160MHz, MCS4, 99pc duty cycle)	X	6.28	68.03	16.75	0.00	150.0	± 9.6 %
		Y	6.04	67.52	16.49		150.0	
		Z	5.95	67.59	16.55		150.0	
10560-AAB	IEEE 802.11ac WiFi (160MHz, MCS6, 99pc duty cycle)	X	6.28	67.87	16.71	0.00	150.0	± 9.6 %
		Y	6.03	67.35	16.44		150.0	
		Z	5.96	67.49	16.53		150.0	
10561-AAB	IEEE 802.11ac WiFi (160MHz, MCS7, 99pc duty cycle)	X	6.18	67.80	16.71	0.00	150.0	± 9.6 %
		Y	5.96	67.36	16.48		150.0	
		Z	5.90	67.49	16.57		150.0	
10562-AAB	IEEE 802.11ac WiFi (160MHz, MCS8, 99pc duty cycle)	X	6.37	68.38	17.01	0.00	150.0	± 9.6 %
		Y	6.06	67.66	16.63		150.0	
		Z	5.96	67.67	16.66		150.0	
10563-AAB	IEEE 802.11ac WiFi (160MHz, MCS9, 99pc duty cycle)	X	6.58	68.54	17.02	0.00	150.0	± 9.6 %
		Y	6.18	67.65	16.59		150.0	
		Z	6.05	67.62	16.60		150.0	
10564-AAA	IEEE 802.11g WiFi 2.4 GHz (DSSS-OFDM, 9 Mbps, 99pc duty cycle)	X	5.11	67.26	16.76	0.46	150.0	± 9.6 %
		Y	4.86	67.10	16.52		150.0	
		Z	4.80	67.44	16.68		150.0	
10565-AAA	IEEE 802.11g WiFi 2.4 GHz (DSSS-OFDM, 12 Mbps, 99pc duty cycle)	X	5.41	67.77	17.08	0.46	150.0	± 9.6 %
		Y	5.08	67.53	16.83		150.0	
		Z	5.00	67.82	16.97		150.0	
10566-AAA	IEEE 802.11g WiFi 2.4 GHz (DSSS-OFDM, 18 Mbps, 99pc duty cycle)	X	5.23	67.67	16.93	0.46	150.0	± 9.6 %
		Y	4.92	67.38	16.66		150.0	
		Z	4.84	67.67	16.80		150.0	
10567-AAA	IEEE 802.11g WiFi 2.4 GHz (DSSS-OFDM, 24 Mbps, 99pc duty cycle)	X	5.26	68.03	17.24	0.46	150.0	± 9.6 %
		Y	4.95	67.77	17.01		150.0	
		Z	4.87	68.04	17.15		150.0	
10568-AAA	IEEE 802.11g WiFi 2.4 GHz (DSSS-OFDM, 36 Mbps, 99pc duty cycle)	X	5.14	67.36	16.67	0.46	150.0	± 9.6 %
		Y	4.84	67.19	16.45		150.0	
		Z	4.75	67.49	16.60		150.0	
10569-AAA	IEEE 802.11g WiFi 2.4 GHz (DSSS-OFDM, 48 Mbps, 99pc duty cycle)	X	5.19	68.02	17.24	0.46	150.0	± 9.6 %
		Y	4.92	67.92	17.11		150.0	
		Z	4.86	68.27	17.29		150.0	
10570-AAA	IEEE 802.11g WiFi 2.4 GHz (DSSS-OFDM, 54 Mbps, 99pc duty cycle)	X	5.23	67.81	17.17	0.46	150.0	± 9.6 %
		Y	4.94	67.74	17.02		150.0	
		Z	4.86	68.06	17.18		150.0	
10571-AAA	IEEE 802.11b WiFi 2.4 GHz (DSSS, 1 Mbps, 90pc duty cycle)	X	1.68	70.36	18.73	0.46	130.0	± 9.6 %
		Y	1.37	66.32	16.49		130.0	
		Z	1.41	67.39	17.29		130.0	
10572-AAA	IEEE 802.11b WiFi 2.4 GHz (DSSS, 2 Mbps, 90pc duty cycle)	X	1.75	71.47	19.28	0.46	130.0	± 9.6 %
		Y	1.40	67.01	16.89		130.0	
		Z	1.45	68.17	17.74		130.0	
10573-AAA	IEEE 802.11b WiFi 2.4 GHz (DSSS, 5.5 Mbps, 90pc duty cycle)	X	100.00	142.31	37.38	0.46	130.0	± 9.6 %
		Y	5.69	99.12	27.30		130.0	
		Z	66.26	143.73	39.41		130.0	
10574-AAA	IEEE 802.11b WiFi 2.4 GHz (DSSS, 11 Mbps, 90pc duty cycle)	X	3.57	87.71	25.60	0.46	130.0	± 9.6 %
		Y	1.70	74.22	20.29		130.0	
		Z	1.88	76.94	21.86		130.0	

10575-AAA	IEEE 802.11g WiFi 2.4 GHz (DSSS-OFDM, 6 Mbps, 90pc duty cycle)	X	4.95	67.19	16.89	0.46	130.0	± 9.6 %
		Y	4.69	67.03	16.64		130.0	
		Z	4.63	67.35	16.80		130.0	
10576-AAA	IEEE 802.11g WiFi 2.4 GHz (DSSS-OFDM, 9 Mbps, 90pc duty cycle)	X	4.98	67.35	16.96	0.46	130.0	± 9.6 %
		Y	4.72	67.20	16.72		130.0	
		Z	4.66	67.55	16.88		130.0	
10577-AAA	IEEE 802.11g WiFi 2.4 GHz (DSSS-OFDM, 12 Mbps, 90pc duty cycle)	X	5.24	67.69	17.13	0.46	130.0	± 9.6 %
		Y	4.90	67.46	16.87		130.0	
		Z	4.82	67.76	17.01		130.0	
10578-AAA	IEEE 802.11g WiFi 2.4 GHz (DSSS-OFDM, 18 Mbps, 90pc duty cycle)	X	5.14	67.89	17.23	0.46	130.0	± 9.6 %
		Y	4.81	67.63	16.98		130.0	
		Z	4.73	67.92	17.12		130.0	
10579-AAA	IEEE 802.11g WiFi 2.4 GHz (DSSS-OFDM, 24 Mbps, 90pc duty cycle)	X	4.94	67.39	16.68	0.46	130.0	± 9.6 %
		Y	4.58	66.91	16.29		130.0	
		Z	4.50	67.21	16.45		130.0	
10580-AAA	IEEE 802.11g WiFi 2.4 GHz (DSSS-OFDM, 36 Mbps, 90pc duty cycle)	X	4.98	67.29	16.65	0.46	130.0	± 9.6 %
		Y	4.62	66.97	16.32		130.0	
		Z	4.54	67.27	16.48		130.0	
10581-AAA	IEEE 802.11g WiFi 2.4 GHz (DSSS-OFDM, 48 Mbps, 90pc duty cycle)	X	5.07	68.07	17.23	0.46	130.0	± 9.6 %
		Y	4.72	67.70	16.95		130.0	
		Z	4.65	68.04	17.12		130.0	
10582-AAA	IEEE 802.11g WiFi 2.4 GHz (DSSS-OFDM, 54 Mbps, 90pc duty cycle)	X	4.90	67.13	16.49	0.46	130.0	± 9.6 %
		Y	4.51	66.68	16.07		130.0	
		Z	4.43	67.00	16.24		130.0	
10583-AAA	IEEE 802.11a/h WiFi 5 GHz (OFDM, 6 Mbps, 90pc duty cycle)	X	4.95	67.19	16.89	0.46	130.0	± 9.6 %
		Y	4.69	67.03	16.64		130.0	
		Z	4.63	67.35	16.80		130.0	
10584-AAA	IEEE 802.11a/h WiFi 5 GHz (OFDM, 9 Mbps, 90pc duty cycle)	X	4.98	67.35	16.96	0.46	130.0	± 9.6 %
		Y	4.72	67.20	16.72		130.0	
		Z	4.66	67.55	16.88		130.0	
10585-AAA	IEEE 802.11a/h WiFi 5 GHz (OFDM, 12 Mbps, 90pc duty cycle)	X	5.24	67.69	17.13	0.46	130.0	± 9.6 %
		Y	4.90	67.46	16.87		130.0	
		Z	4.82	67.76	17.01		130.0	
10586-AAA	IEEE 802.11a/h WiFi 5 GHz (OFDM, 18 Mbps, 90pc duty cycle)	X	5.14	67.89	17.23	0.46	130.0	± 9.6 %
		Y	4.81	67.63	16.98		130.0	
		Z	4.73	67.92	17.12		130.0	
10587-AAA	IEEE 802.11a/h WiFi 5 GHz (OFDM, 24 Mbps, 90pc duty cycle)	X	4.94	67.39	16.68	0.46	130.0	± 9.6 %
		Y	4.58	66.91	16.29		130.0	
		Z	4.50	67.21	16.45		130.0	
10588-AAA	IEEE 802.11a/h WiFi 5 GHz (OFDM, 36 Mbps, 90pc duty cycle)	X	4.98	67.29	16.65	0.46	130.0	± 9.6 %
		Y	4.62	66.97	16.32		130.0	
		Z	4.54	67.27	16.48		130.0	
10589-AAA	IEEE 802.11a/h WiFi 5 GHz (OFDM, 48 Mbps, 90pc duty cycle)	X	5.07	68.07	17.23	0.46	130.0	± 9.6 %
		Y	4.72	67.70	16.95		130.0	
		Z	4.65	68.04	17.12		130.0	
10590-AAA	IEEE 802.11a/h WiFi 5 GHz (OFDM, 54 Mbps, 90pc duty cycle)	X	4.90	67.13	16.49	0.46	130.0	± 9.6 %
		Y	4.51	66.68	16.07		130.0	
		Z	4.43	67.00	16.24		130.0	

10591-AAA	IEEE 802.11n (HT Mixed, 20MHz, MCS0, 90pc duty cycle)	X	5.10	67.21	16.96	0.46	130.0	± 9.6 %
		Y	4.84	67.07	16.74		130.0	
		Z	4.77	67.39	16.89		130.0	
10592-AAA	IEEE 802.11n (HT Mixed, 20MHz, MCS1, 90pc duty cycle)	X	5.29	67.56	17.07	0.46	130.0	± 9.6 %
		Y	4.98	67.40	16.87		130.0	
		Z	4.90	67.69	17.01		130.0	
10593-AAA	IEEE 802.11n (HT Mixed, 20MHz, MCS2, 90pc duty cycle)	X	5.23	67.57	17.01	0.46	130.0	± 9.6 %
		Y	4.90	67.30	16.75		130.0	
		Z	4.82	67.59	16.88		130.0	
10594-AAA	IEEE 802.11n (HT Mixed, 20MHz, MCS3, 90pc duty cycle)	X	5.28	67.68	17.13	0.46	130.0	± 9.6 %
		Y	4.96	67.47	16.91		130.0	
		Z	4.88	67.75	17.04		130.0	
10595-AAA	IEEE 802.11n (HT Mixed, 20MHz, MCS4, 90pc duty cycle)	X	5.27	67.71	17.06	0.46	130.0	± 9.6 %
		Y	4.93	67.44	16.81		130.0	
		Z	4.85	67.75	16.96		130.0	
10596-AAA	IEEE 802.11n (HT Mixed, 20MHz, MCS5, 90pc duty cycle)	X	5.21	67.70	17.06	0.46	130.0	± 9.6 %
		Y	4.86	67.44	16.81		130.0	
		Z	4.78	67.74	16.97		130.0	
10597-AAA	IEEE 802.11n (HT Mixed, 20MHz, MCS6, 90pc duty cycle)	X	5.16	67.68	17.00	0.46	130.0	± 9.6 %
		Y	4.81	67.32	16.68		130.0	
		Z	4.73	67.61	16.83		130.0	
10598-AAA	IEEE 802.11n (HT Mixed, 20MHz, MCS7, 90pc duty cycle)	X	5.15	67.96	17.27	0.46	130.0	± 9.6 %
		Y	4.80	67.55	16.95		130.0	
		Z	4.72	67.82	17.08		130.0	
10599-AAA	IEEE 802.11n (HT Mixed, 40MHz, MCS0, 90pc duty cycle)	X	5.77	67.84	17.13	0.46	130.0	± 9.6 %
		Y	5.52	67.58	16.96		130.0	
		Z	5.45	67.81	17.10		130.0	
10600-AAA	IEEE 802.11n (HT Mixed, 40MHz, MCS1, 90pc duty cycle)	X	6.05	68.67	17.52	0.46	130.0	± 9.6 %
		Y	5.68	68.13	17.21		130.0	
		Z	5.58	68.26	17.30		130.0	
10601-AAA	IEEE 802.11n (HT Mixed, 40MHz, MCS2, 90pc duty cycle)	X	5.85	68.16	17.28	0.46	130.0	± 9.6 %
		Y	5.55	67.80	17.06		130.0	
		Z	5.46	67.98	17.17		130.0	
10602-AAA	IEEE 802.11n (HT Mixed, 40MHz, MCS3, 90pc duty cycle)	X	5.99	68.30	17.27	0.46	130.0	± 9.6 %
		Y	5.68	67.95	17.06		130.0	
		Z	5.60	68.17	17.19		130.0	
10603-AAA	IEEE 802.11n (HT Mixed, 40MHz, MCS4, 90pc duty cycle)	X	6.09	68.64	17.55	0.46	130.0	± 9.6 %
		Y	5.74	68.19	17.31		130.0	
		Z	5.66	68.42	17.44		130.0	
10604-AAA	IEEE 802.11n (HT Mixed, 40MHz, MCS5, 90pc duty cycle)	X	5.79	67.86	17.16	0.46	130.0	± 9.6 %
		Y	5.59	67.76	17.08		130.0	
		Z	5.54	68.06	17.25		130.0	
10605-AAA	IEEE 802.11n (HT Mixed, 40MHz, MCS6, 90pc duty cycle)	X	5.90	68.15	17.31	0.46	130.0	± 9.6 %
		Y	5.67	68.01	17.21		130.0	
		Z	5.56	68.12	17.28		130.0	
10606-AAA	IEEE 802.11n (HT Mixed, 40MHz, MCS7, 90pc duty cycle)	X	5.65	67.59	16.91	0.46	130.0	± 9.6 %
		Y	5.37	67.19	16.65		130.0	
		Z	5.33	67.51	16.83		130.0	

10607-AAA	IEEE 802.11ac WiFi (20MHz, MCS0, 90pc duty cycle)	X	4.92	66.49	16.57	0.46	130.0	± 9.6 %
		Y	4.68	66.39	16.37		130.0	
		Z	4.62	66.76	16.54		130.0	
10608-AAA	IEEE 802.11ac WiFi (20MHz, MCS1, 90pc duty cycle)	X	5.16	66.93	16.72	0.46	130.0	± 9.6 %
		Y	4.85	66.77	16.53		130.0	
		Z	4.77	67.10	16.69		130.0	
10609-AAA	IEEE 802.11ac WiFi (20MHz, MCS2, 90pc duty cycle)	X	5.06	66.87	16.62	0.46	130.0	± 9.6 %
		Y	4.74	66.62	16.36		130.0	
		Z	4.67	66.96	16.53		130.0	
10610-AAA	IEEE 802.11ac WiFi (20MHz, MCS3, 90pc duty cycle)	X	5.11	67.01	16.76	0.46	130.0	± 9.6 %
		Y	4.79	66.78	16.53		130.0	
		Z	4.72	67.11	16.69		130.0	
10611-AAA	IEEE 802.11ac WiFi (20MHz, MCS4, 90pc duty cycle)	X	5.05	66.92	16.66	0.46	130.0	± 9.6 %
		Y	4.71	66.59	16.38		130.0	
		Z	4.64	66.93	16.55		130.0	
10612-AAA	IEEE 802.11ac WiFi (20MHz, MCS5, 90pc duty cycle)	X	5.07	67.04	16.68	0.46	130.0	± 9.6 %
		Y	4.72	66.76	16.43		130.0	
		Z	4.64	67.09	16.61		130.0	
10613-AAA	IEEE 802.11ac WiFi (20MHz, MCS6, 90pc duty cycle)	X	5.09	66.98	16.60	0.46	130.0	± 9.6 %
		Y	4.71	66.61	16.29		130.0	
		Z	4.63	66.91	16.45		130.0	
10614-AAA	IEEE 802.11ac WiFi (20MHz, MCS7, 90pc duty cycle)	X	5.02	67.21	16.84	0.46	130.0	± 9.6 %
		Y	4.67	66.81	16.53		130.0	
		Z	4.59	67.11	16.69		130.0	
10615-AAA	IEEE 802.11ac WiFi (20MHz, MCS8, 90pc duty cycle)	X	5.05	66.70	16.43	0.46	130.0	± 9.6 %
		Y	4.71	66.43	16.16		130.0	
		Z	4.64	66.79	16.34		130.0	
10616-AAA	IEEE 802.11ac WiFi (40MHz, MCS0, 90pc duty cycle)	X	5.58	67.10	16.74	0.46	130.0	± 9.6 %
		Y	5.33	66.79	16.55		130.0	
		Z	5.25	67.00	16.67		130.0	
10617-AAA	IEEE 802.11ac WiFi (40MHz, MCS1, 90pc duty cycle)	X	5.66	67.25	16.77	0.46	130.0	± 9.6 %
		Y	5.41	67.04	16.65		130.0	
		Z	5.31	67.19	16.74		130.0	
10618-AAA	IEEE 802.11ac WiFi (40MHz, MCS2, 90pc duty cycle)	X	5.54	67.29	16.82	0.46	130.0	± 9.6 %
		Y	5.29	67.03	16.66		130.0	
		Z	5.22	67.24	16.78		130.0	
10619-AAA	IEEE 802.11ac WiFi (40MHz, MCS3, 90pc duty cycle)	X	5.56	67.09	16.66	0.46	130.0	± 9.6 %
		Y	5.30	66.81	16.48		130.0	
		Z	5.23	67.05	16.63		130.0	
10620-AAA	IEEE 802.11ac WiFi (40MHz, MCS4, 90pc duty cycle)	X	5.71	67.30	16.81	0.46	130.0	± 9.6 %
		Y	5.38	66.84	16.54		130.0	
		Z	5.30	67.04	16.67		130.0	
10621-AAA	IEEE 802.11ac WiFi (40MHz, MCS5, 90pc duty cycle)	X	5.66	67.28	16.90	0.46	130.0	± 9.6 %
		Y	5.39	66.98	16.73		130.0	
		Z	5.30	67.12	16.82		130.0	
10622-AAA	IEEE 802.11ac WiFi (40MHz, MCS6, 90pc duty cycle)	X	5.65	67.37	16.94	0.46	130.0	± 9.6 %
		Y	5.40	67.13	16.80		130.0	
		Z	5.30	67.22	16.87		130.0	

10623-AAA	IEEE 802.11ac WiFi (40MHz, MCS7, 90pc duty cycle)	X	5.58	67.14	16.73	0.46	130.0	± 9.6 %
		Y	5.28	66.65	16.43		130.0	
		Z	5.18	66.78	16.52		130.0	
10624-AAA	IEEE 802.11ac WiFi (40MHz, MCS8, 90pc duty cycle)	X	5.72	67.10	16.77	0.46	130.0	± 9.6 %
		Y	5.47	66.85	16.60		130.0	
		Z	5.38	67.03	16.70		130.0	
10625-AAA	IEEE 802.11ac WiFi (40MHz, MCS9, 90pc duty cycle)	X	6.05	67.87	17.19	0.46	130.0	± 9.6 %
		Y	5.77	67.66	17.06		130.0	
		Z	5.49	67.24	16.87		130.0	
10626-AAA	IEEE 802.11ac WiFi (80MHz, MCS0, 90pc duty cycle)	X	5.80	67.08	16.64	0.46	130.0	± 9.6 %
		Y	5.63	66.82	16.50		130.0	
		Z	5.57	66.99	16.60		130.0	
10627-AAA	IEEE 802.11ac WiFi (80MHz, MCS1, 90pc duty cycle)	X	6.05	67.56	16.82	0.46	130.0	± 9.6 %
		Y	5.90	67.51	16.81		130.0	
		Z	5.83	67.67	16.91		130.0	
10628-AAA	IEEE 802.11ac WiFi (80MHz, MCS2, 90pc duty cycle)	X	5.89	67.33	16.66	0.46	130.0	± 9.6 %
		Y	5.66	66.90	16.43		130.0	
		Z	5.58	67.01	16.51		130.0	
10629-AAA	IEEE 802.11ac WiFi (80MHz, MCS3, 90pc duty cycle)	X	6.01	67.46	16.71	0.46	130.0	± 9.6 %
		Y	5.74	67.00	16.48		130.0	
		Z	5.68	67.19	16.60		130.0	
10630-AAA	IEEE 802.11ac WiFi (80MHz, MCS4, 90pc duty cycle)	X	6.66	69.52	17.74	0.46	130.0	± 9.6 %
		Y	6.23	68.64	17.29		130.0	
		Z	5.99	68.32	17.17		130.0	
10631-AAA	IEEE 802.11ac WiFi (80MHz, MCS5, 90pc duty cycle)	X	6.51	69.16	17.72	0.46	130.0	± 9.6 %
		Y	6.05	68.21	17.27		130.0	
		Z	5.91	68.16	17.27		130.0	
10632-AAA	IEEE 802.11ac WiFi (80MHz, MCS6, 90pc duty cycle)	X	6.07	67.76	17.04	0.46	130.0	± 9.6 %
		Y	5.87	67.57	16.97		130.0	
		Z	5.81	67.79	17.10		130.0	
10633-AAA	IEEE 802.11ac WiFi (80MHz, MCS7, 90pc duty cycle)	X	6.04	67.71	16.86	0.46	130.0	± 9.6 %
		Y	5.71	67.04	16.54		130.0	
		Z	5.62	67.14	16.61		130.0	
10634-AAA	IEEE 802.11ac WiFi (80MHz, MCS8, 90pc duty cycle)	X	6.01	67.64	16.89	0.46	130.0	± 9.6 %
		Y	5.69	67.06	16.60		130.0	
		Z	5.63	67.23	16.71		130.0	
10635-AAA	IEEE 802.11ac WiFi (80MHz, MCS9, 90pc duty cycle)	X	5.88	66.99	16.33	0.46	130.0	± 9.6 %
		Y	5.57	66.39	16.00		130.0	
		Z	5.49	66.55	16.11		130.0	
10636-AAB	IEEE 802.11ac WiFi (160MHz, MCS0, 90pc duty cycle)	X	6.20	67.47	16.73	0.46	130.0	± 9.6 %
		Y	6.06	67.19	16.58		130.0	
		Z	6.01	67.33	16.67		130.0	
10637-AAB	IEEE 802.11ac WiFi (160MHz, MCS1, 90pc duty cycle)	X	6.43	68.00	16.96	0.46	130.0	± 9.6 %
		Y	6.23	67.63	16.79		130.0	
		Z	6.14	67.69	16.84		130.0	
10638-AAB	IEEE 802.11ac WiFi (160MHz, MCS2, 90pc duty cycle)	X	6.38	67.82	16.85	0.46	130.0	± 9.6 %
		Y	6.23	67.59	16.75		130.0	
		Z	6.16	67.71	16.83		130.0	



10639-AAB	IEEE 802.11ac WiFi (160MHz, MCS3, 90pc duty cycle)	X	6.40	67.91	16.95	0.46	130.0	± 9.6 %
		Y	6.18	67.47	16.73		130.0	
		Z	6.11	67.58	16.80		130.0	
10640-AAB	IEEE 802.11ac WiFi (160MHz, MCS4, 90pc duty cycle)	X	6.45	68.06	16.97	0.46	130.0	± 9.6 %
		Y	6.19	67.49	16.68		130.0	
		Z	6.09	67.54	16.73		130.0	
10641-AAB	IEEE 802.11ac WiFi (160MHz, MCS5, 90pc duty cycle)	X	6.42	67.72	16.82	0.46	130.0	± 9.6 %
		Y	6.26	67.48	16.70		130.0	
		Z	6.18	67.60	16.78		130.0	
10642-AAB	IEEE 802.11ac WiFi (160MHz, MCS6, 90pc duty cycle)	X	6.51	68.09	17.16	0.46	130.0	± 9.6 %
		Y	6.27	67.64	16.94		130.0	
		Z	6.19	67.74	17.01		130.0	
10643-AAB	IEEE 802.11ac WiFi (160MHz, MCS7, 90pc duty cycle)	X	6.33	67.78	16.92	0.46	130.0	± 9.6 %
		Y	6.13	67.39	16.71		130.0	
		Z	6.05	67.49	16.79		130.0	
10644-AAB	IEEE 802.11ac WiFi (160MHz, MCS8, 90pc duty cycle)	X	6.62	68.66	17.38	0.46	130.0	± 9.6 %
		Y	6.24	67.74	16.91		130.0	
		Z	6.11	67.69	16.91		130.0	
10645-AAB	IEEE 802.11ac WiFi (160MHz, MCS9, 90pc duty cycle)	X	6.82	68.76	17.37	0.46	130.0	± 9.6 %
		Y	6.42	67.94	16.97		130.0	
		Z	6.29	67.89	16.97		130.0	
10646-AAD	LTE-TDD (SC-FDMA, 1 RB, 5 MHz, QPSK, UL Subframe=2,7)	X	22.37	99.45	32.18	9.30	60.0	± 9.6 %
		Y	34.93	118.52	39.50		60.0	
		Z	65.31	137.01	45.15		60.0	
10647-AAC	LTE-TDD (SC-FDMA, 1 RB, 20 MHz, QPSK, UL Subframe=2,7)	X	23.87	101.54	32.95	9.30	60.0	± 9.6 %
		Y	35.03	119.53	39.96		60.0	
		Z	61.92	136.93	45.35		60.0	
10648-AAA	CDMA2000 (1x Advanced)	X	1.11	70.04	15.37	0.00	150.0	± 9.6 %
		Y	0.68	63.85	10.64		150.0	
		Z	0.72	65.39	11.21		150.0	
10652-AAB	LTE-TDD (OFDMA, 5 MHz, E-TM 3.1, Clipping 44%)	X	5.43	70.91	18.53	2.23	80.0	± 9.6 %
		Y	4.44	69.41	17.59		80.0	
		Z	4.46	70.35	17.94		80.0	
10653-AAB	LTE-TDD (OFDMA, 10 MHz, E-TM 3.1, Clipping 44%)	X	5.75	69.79	18.37	2.23	80.0	± 9.6 %
		Y	4.85	68.29	17.59		80.0	
		Z	4.80	68.81	17.83		80.0	
10654-AAB	LTE-TDD (OFDMA, 15 MHz, E-TM 3.1, Clipping 44%)	X	5.63	69.47	18.36	2.23	80.0	± 9.6 %
		Y	4.81	67.88	17.59		80.0	
		Z	4.76	68.31	17.81		80.0	
10655-AAB	LTE-TDD (OFDMA, 20 MHz, E-TM 3.1, Clipping 44%)	X	5.69	69.55	18.41	2.23	80.0	± 9.6 %
		Y	4.87	67.81	17.62		80.0	
		Z	4.82	68.18	17.82		80.0	

<sup>F</sup> Uncertainty is determined using the max. deviation from linear response applying rectangular distribution and is expressed for the square of the field value.



Accredited by the Swiss Accreditation Service (SAS)  
The Swiss Accreditation Service is one of the signatories to the EA  
Multilateral Agreement for the recognition of calibration certificates

Accreditation No.: **SCS 0108**

Client **PC Test**

Certificate No: **EX3-3589\_Jan18**

## CALIBRATION CERTIFICATE

Object: **EX3DV4 - SN:3589**

Calibration procedure(s): **QA CAL-01.v9, QA CAL-23.v5, QA CAL-25.v6  
Calibration procedure for dosimetric E-field probes**

Calibration date: **January 16, 2018**

*BNV*  
*01-24-2018*

This calibration certificate documents the traceability to national standards, which realize the physical units of measurements (SI).  
The measurements and the uncertainties with confidence probability are given on the following pages and are part of the certificate.

All calibrations have been conducted in the closed laboratory facility: environment temperature (22 ± 3)°C and humidity < 70%.

Calibration Equipment used (M&TE critical for calibration)

Primary Standards	ID	Cal Date (Certificate No.)	Scheduled Calibration
Power meter NRP	SN: 104778	04-Apr-17 (No. 217-02521/02522)	Apr-18
Power sensor NRP-Z91	SN: 103244	04-Apr-17 (No. 217-02521)	Apr-18
Power sensor NRP-Z91	SN: 103245	04-Apr-17 (No. 217-02525)	Apr-18
Reference 20 dB Attenuator	SN: S5277 (20x)	07-Apr-17 (No. 217-02528)	Apr-18
Reference Probe ES3DV2	SN: 3013	30-Dec-17 (No. ES3-3013_Dec17)	Dec-18
DAE4	SN: 660	21-Dec-17 (No. DAE4-660_Dec17)	Dec-18
Secondary Standards	ID	Check Date (in house)	Scheduled Check
Power meter E4419B	SN: GB41293874	06-Apr-16 (in house check Jun-16)	In house check: Jun-18
Power sensor E4412A	SN: MY41498087	06-Apr-16 (in house check Jun-16)	In house check: Jun-18
Power sensor E4412A	SN: 000110210	06-Apr-16 (in house check Jun-16)	In house check: Jun-18
RF generator HP 8648C	SN: US3642U01700	04-Aug-99 (in house check Jun-16)	In house check: Jun-18
Network Analyzer HP 8753E	SN: US37390585	18-Oct-01 (in house check Oct-17)	In house check: Oct-18

Calibrated by:	Name <b>Jeton Kastrioti</b>	Function <b>Laboratory Technician</b>	Signature 
Approved by:	Name <b>Katja Pokovic</b>	Technical Manager	

Issued: January 16, 2018

This calibration certificate shall not be reproduced except in full without written approval of the laboratory.



Accredited by the Swiss Accreditation Service (SAS)

The Swiss Accreditation Service is one of the signatories to the EA  
Multilateral Agreement for the recognition of calibration certificates

Accreditation No.: **SCS 0108**

**Glossary:**

TSL	tissue simulating liquid
NORM <sub>x,y,z</sub>	sensitivity in free space
ConvF	sensitivity in TSL / NORM <sub>x,y,z</sub>
DCP	diode compression point
CF	crest factor (1/duty_cycle) of the RF signal
A, B, C, D	modulation dependent linearization parameters
Polarization $\varphi$	$\varphi$ rotation around probe axis
Polarization $\vartheta$	$\vartheta$ rotation around an axis that is in the plane normal to probe axis (at measurement center), i.e., $\vartheta = 0$ is normal to probe axis
Connector Angle	information used in DASY system to align probe sensor X to the robot coordinate system

**Calibration is Performed According to the Following Standards:**

- a) IEEE Std 1528-2013, "IEEE Recommended Practice for Determining the Peak Spatial-Averaged Specific Absorption Rate (SAR) in the Human Head from Wireless Communications Devices: Measurement Techniques", June 2013
- b) IEC 62209-1, "Measurement procedure for the assessment of Specific Absorption Rate (SAR) from hand-held and body-mounted devices used next to the ear (frequency range of 300 MHz to 6 GHz)", July 2016
- c) IEC 62209-2, "Procedure to determine the Specific Absorption Rate (SAR) for wireless communication devices used in close proximity to the human body (frequency range of 30 MHz to 6 GHz)", March 2010
- d) KDB 865664, "SAR Measurement Requirements for 100 MHz to 6 GHz"

**Methods Applied and Interpretation of Parameters:**

- *NORM<sub>x,y,z</sub>*: Assessed for E-field polarization  $\vartheta = 0$  ( $f \leq 900$  MHz in TEM-cell;  $f > 1800$  MHz: R22 waveguide). *NORM<sub>x,y,z</sub>* are only intermediate values, i.e., the uncertainties of *NORM<sub>x,y,z</sub>* does not affect the  $E^2$ -field uncertainty inside TSL (see below *ConvF*).
- *NORM(f)<sub>x,y,z</sub>* = *NORM<sub>x,y,z</sub>* \* *frequency\_response* (see Frequency Response Chart). This linearization is implemented in DASY4 software versions later than 4.2. The uncertainty of the frequency response is included in the stated uncertainty of *ConvF*.
- *DCP<sub>x,y,z</sub>*: DCP are numerical linearization parameters assessed based on the data of power sweep with CW signal (no uncertainty required). DCP does not depend on frequency nor media.
- *PAR*: PAR is the Peak to Average Ratio that is not calibrated but determined based on the signal characteristics
- *A<sub>x,y,z</sub>; B<sub>x,y,z</sub>; C<sub>x,y,z</sub>; D<sub>x,y,z</sub>; VR<sub>x,y,z</sub>; A, B, C, D* are numerical linearization parameters assessed based on the data of power sweep for specific modulation signal. The parameters do not depend on frequency nor media. *VR* is the maximum calibration range expressed in RMS voltage across the diode.
- *ConvF and Boundary Effect Parameters*: Assessed in flat phantom using E-field (or Temperature Transfer Standard for  $f \leq 800$  MHz) and inside waveguide using analytical field distributions based on power measurements for  $f > 800$  MHz. The same setups are used for assessment of the parameters applied for boundary compensation (alpha, depth) of which typical uncertainty values are given. These parameters are used in DASY4 software to improve probe accuracy close to the boundary. The sensitivity in TSL corresponds to *NORM<sub>x,y,z</sub>* \* *ConvF* whereby the uncertainty corresponds to that given for *ConvF*. A frequency dependent *ConvF* is used in DASY version 4.4 and higher which allows extending the validity from  $\pm 50$  MHz to  $\pm 100$  MHz.
- *Spherical isotropy (3D deviation from isotropy)*: in a field of low gradients realized using a flat phantom exposed by a patch antenna.
- *Sensor Offset*: The sensor offset corresponds to the offset of virtual measurement center from the probe tip (on probe axis). No tolerance required.
- *Connector Angle*: The angle is assessed using the information gained by determining the *NORM<sub>x</sub>* (no uncertainty required).

# Probe EX3DV4

## SN:3589

Manufactured: March 30, 2006  
Calibrated: January 16, 2018

Calibrated for DASY/EASY Systems  
(Note: non-compatible with DASY2 system!)

## DASY/EASY - Parameters of Probe: EX3DV4 - SN:3589

### Basic Calibration Parameters

	Sensor X	Sensor Y	Sensor Z	Unc (k=2)
Norm ( $\mu\text{V}/(\text{V}/\text{m})^2$ ) <sup>A</sup>	0.46	0.40	0.38	$\pm 10.1\%$
DCP (mV) <sup>B</sup>	101.9	98.2	100.6	

### Modulation Calibration Parameters

UID	Communication System Name		A dB	B dB $\sqrt{\mu\text{V}}$	C	D dB	VR mV	Unc <sup>E</sup> (k=2)
0	CW	X	0.0	0.0	1.0	0.00	145.6	$\pm 3.0\%$
		Y	0.0	0.0	1.0		149.6	
		Z	0.0	0.0	1.0		140.9	

Note: For details on UID parameters see Appendix.

### Sensor Model Parameters

	C1 fF	C2 fF	$\alpha$ V <sup>-1</sup>	T1 ms.V <sup>-2</sup>	T2 ms.V <sup>-1</sup>	T3 ms	T4 V <sup>-2</sup>	T5 V <sup>-1</sup>	T6
X	54.53	405.9	35.45	27.61	1.364	5.100	0.831	0.591	1.009
Y	48.12	366.5	36.73	22.62	1.695	5.057	0.000	0.758	1.010
Z	46.44	344.4	35.16	24.05	1.187	5.077	1.521	0.435	1.010

The reported uncertainty of measurement is stated as the standard uncertainty of measurement multiplied by the coverage factor k=2, which for a normal distribution corresponds to a coverage probability of approximately 95%.

<sup>A</sup> The uncertainties of Norm X,Y,Z do not affect the E<sup>2</sup>-field uncertainty inside TSL (see Pages 5 and 6).

<sup>B</sup> Numerical linearization parameter: uncertainty not required.

<sup>E</sup> Uncertainty is determined using the max. deviation from linear response applying rectangular distribution and is expressed for the square of the field value.

## DASY/EASY - Parameters of Probe: EX3DV4 - SN:3589

### Calibration Parameter Determined in Head Tissue Simulating Media

f (MHz) <sup>C</sup>	Relative Permittivity <sup>F</sup>	Conductivity (S/m) <sup>F</sup>	ConvF X	ConvF Y	ConvF Z	Alpha <sup>G</sup>	Depth <sup>G</sup> (mm)	Unc (k=2)
5250	35.9	4.71	4.69	4.69	4.69	0.35	1.80	± 13.1 %
5600	35.5	5.07	4.17	4.17	4.17	0.40	1.80	± 13.1 %
5750	35.4	5.22	4.42	4.42	4.42	0.40	1.80	± 13.1 %

<sup>C</sup> Frequency validity above 300 MHz of ± 100 MHz only applies for DASY v4.4 and higher (see Page 2), else it is restricted to ± 50 MHz. The uncertainty is the RSS of the ConvF uncertainty at calibration frequency and the uncertainty for the indicated frequency band. Frequency validity below 300 MHz is ± 10, 25, 40, 50 and 70 MHz for ConvF assessments at 30, 64, 128, 150 and 220 MHz respectively. Above 5 GHz frequency validity can be extended to ± 110 MHz.

<sup>F</sup> At frequencies below 3 GHz, the validity of tissue parameters ( $\epsilon$  and  $\sigma$ ) can be relaxed to ± 10% if liquid compensation formula is applied to measured SAR values. At frequencies above 3 GHz, the validity of tissue parameters ( $\epsilon$  and  $\sigma$ ) is restricted to ± 5%. The uncertainty is the RSS of the ConvF uncertainty for indicated target tissue parameters.

<sup>G</sup> Alpha/Depth are determined during calibration. SPEAG warrants that the remaining deviation due to the boundary effect after compensation is always less than ± 1% for frequencies below 3 GHz and below ± 2% for frequencies between 3-6 GHz at any distance larger than half the probe tip diameter from the boundary.

## DASY/EASY - Parameters of Probe: EX3DV4 - SN:3589

### Calibration Parameter Determined in Body Tissue Simulating Media

f (MHz) <sup>C</sup>	Relative Permittivity <sup>F</sup>	Conductivity (S/m) <sup>F</sup>	ConvF X	ConvF Y	ConvF Z	Alpha <sup>G</sup>	Depth (mm) <sup>G</sup>	Unc (k=2)
5250	48.9	5.36	4.22	4.22	4.22	0.35	1.90	± 13.1 %
5600	48.5	5.77	3.69	3.69	3.69	0.40	1.90	± 13.1 %
5750	48.3	5.94	3.97	3.97	3.97	0.40	1.90	± 13.1 %

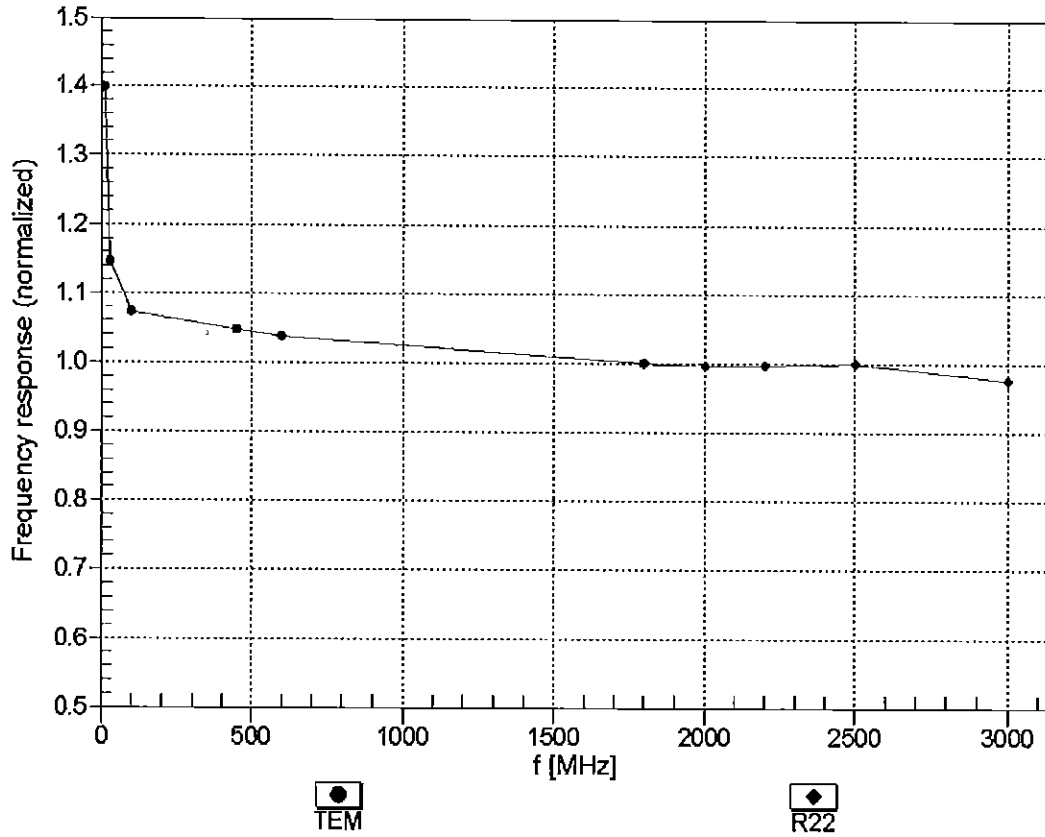
<sup>C</sup> Frequency validity above 300 MHz of ± 100 MHz only applies for DASY v4.4 and higher (see Page 2), else it is restricted to ± 50 MHz. The uncertainty is the RSS of the ConvF uncertainty at calibration frequency and the uncertainty for the indicated frequency band. Frequency validity below 300 MHz is ± 10, 25, 40, 50 and 70 MHz for ConvF assessments at 30, 64, 128, 150 and 220 MHz respectively. Above 5 GHz frequency validity can be extended to ± 110 MHz.

<sup>F</sup> At frequencies below 3 GHz, the validity of tissue parameters ( $\epsilon$  and  $\sigma$ ) can be relaxed to ± 10% if liquid compensation formula is applied to measured SAR values. At frequencies above 3 GHz, the validity of tissue parameters ( $\epsilon$  and  $\sigma$ ) is restricted to ± 5%. The uncertainty is the RSS of the ConvF uncertainty for indicated target tissue parameters.

<sup>G</sup> Alpha/Depth are determined during calibration. SPEAG warrants that the remaining deviation due to the boundary effect after compensation is always less than ± 1% for frequencies below 3 GHz and below ± 2% for frequencies between 3-6 GHz at any distance larger than half the probe tip diameter from the boundary.

# Frequency Response of E-Field

(TEM-Cell:ifi110 EXX, Waveguide: R22)

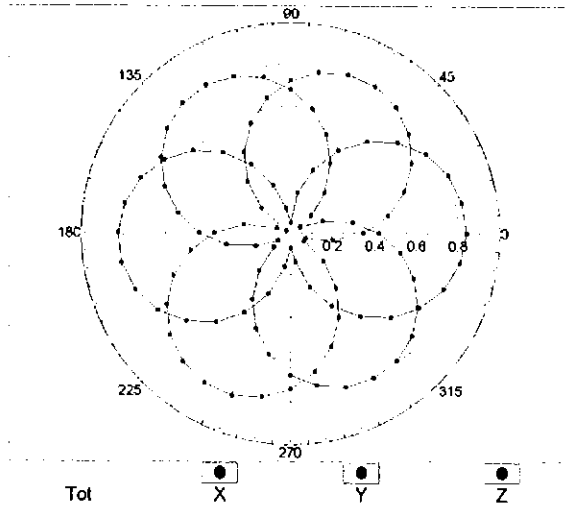


Uncertainty of Frequency Response of E-field:  $\pm 6.3\%$  ( $k=2$ )

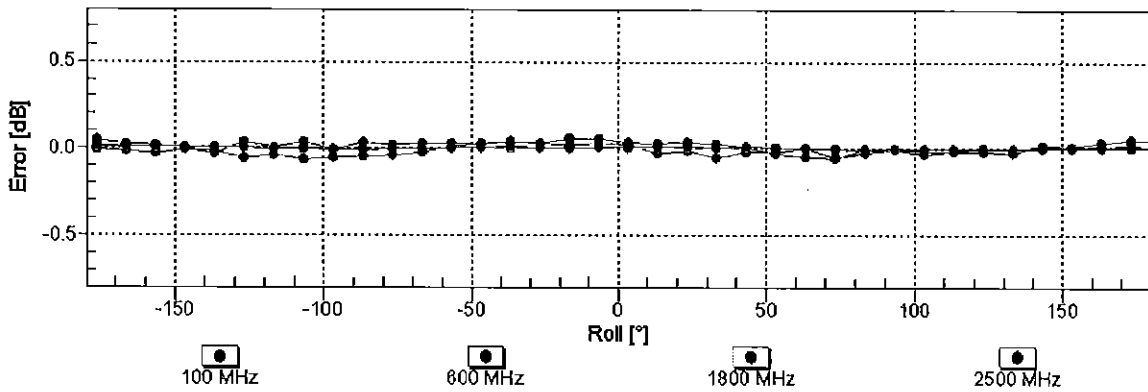
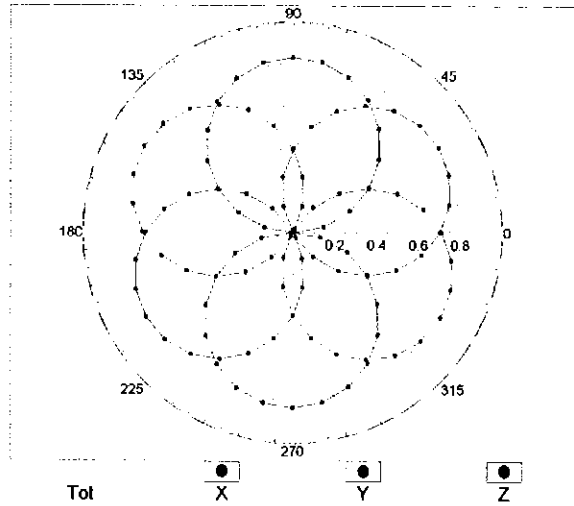


### Receiving Pattern ( $\phi$ ), $\theta = 0^\circ$

f=600 MHz, TEM

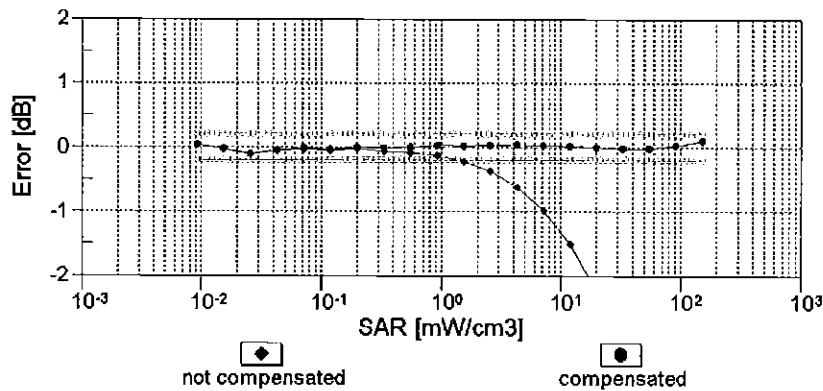
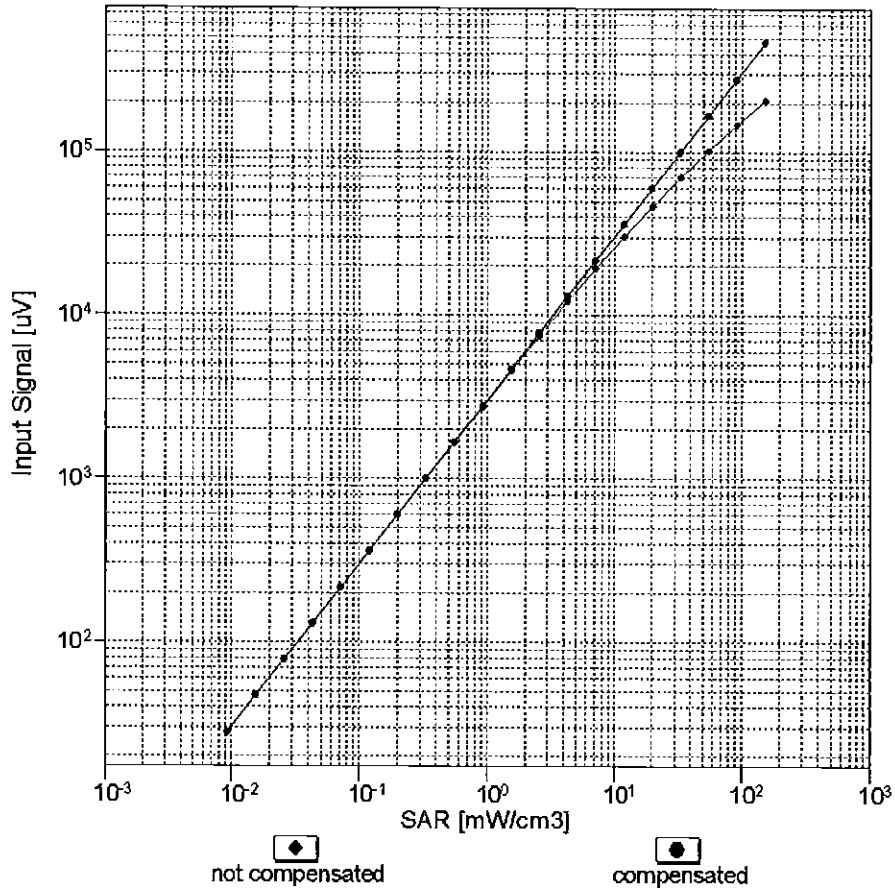


f=1800 MHz, R22



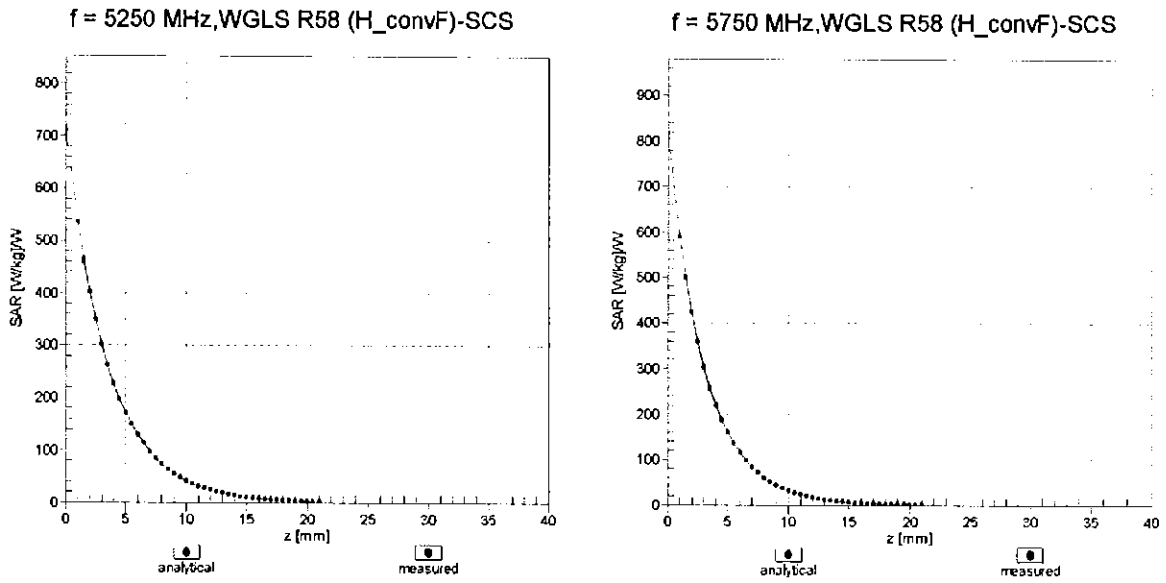
Uncertainty of Axial Isotropy Assessment:  $\pm 0.5\%$  ( $k=2$ )

### Dynamic Range f(SAR<sub>head</sub>) (TEM cell , f<sub>eval</sub>= 1900 MHz)


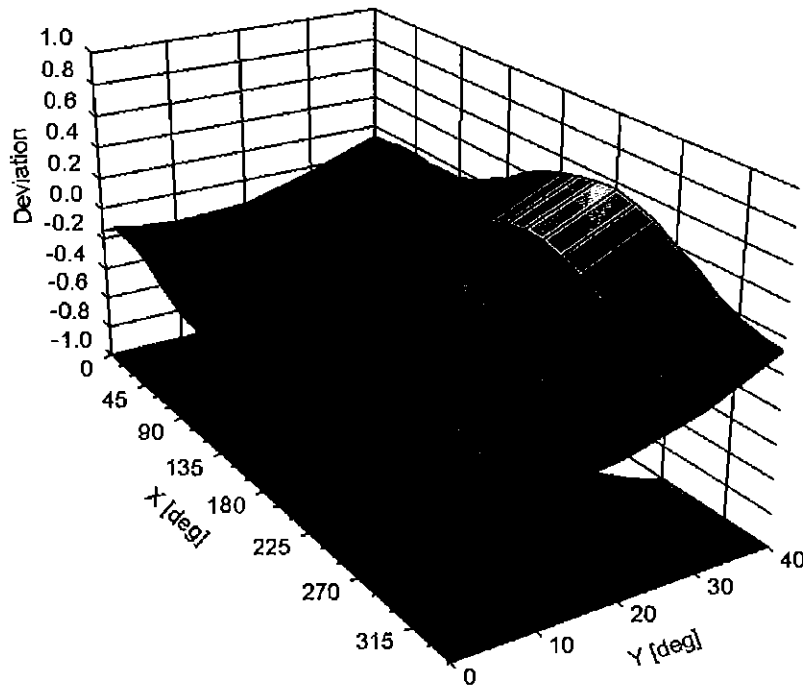


Uncertainty of Linearity Assessment: ± 0.6% (k=2)

# Conversion Factor Assessment



## Deviation from Isotropy in Liquid Error ( $\phi, \theta$ ), f = 900 MHz



**DASY/EASY - Parameters of Probe: EX3DV4 - SN:3589****Other Probe Parameters**

Sensor Arrangement	Triangular
Connector Angle (°)	-36.7
Mechanical Surface Detection Mode	enabled
Optical Surface Detection Mode	disabled
Probe Overall Length	337 mm
Probe Body Diameter	10 mm
Tip Length	9 mm
Tip Diameter	2.5 mm
Probe Tip to Sensor X Calibration Point	1 mm
Probe Tip to Sensor Y Calibration Point	1 mm
Probe Tip to Sensor Z Calibration Point	1 mm
Recommended Measurement Distance from Surface	1.4 mm

**Appendix: Modulation Calibration Parameters**

UID	Communication System Name		A dB	B dB $\mu$ V	C	D dB	VR mV	Max Unc <sup>E</sup> (k=2)
0	CW	X	0.00	0.00	1.00	0.00	145.6	$\pm 3.0\%$
		Y	0.00	0.00	1.00		149.6	
		Z	0.00	0.00	1.00		140.9	
10010- CAA	SAR Validation (Square, 100ms, 10ms)	X	9.99	82.03	18.50	10.00	20.0	$\pm 9.6\%$
		Y	3.61	68.62	12.70		20.0	
		Z	6.12	76.04	15.89		20.0	
10011- CAB	UMTS-FDD (WCDMA)	X	1.07	68.14	15.72	0.00	150.0	$\pm 9.6\%$
		Y	0.81	64.60	12.95		150.0	
		Z	0.96	66.53	14.61		150.0	
10012- CAB	IEEE 802.11b WiFi 2.4 GHz (DSSS, 1 Mbps)	X	1.26	64.97	15.89	0.41	150.0	$\pm 9.6\%$
		Y	1.09	63.16	14.28		150.0	
		Z	1.20	64.25	15.26		150.0	
10013- CAB	IEEE 802.11g WiFi 2.4 GHz (DSSS-OFDM, 6 Mbps)	X	5.02	66.95	17.30	1.46	150.0	$\pm 9.6\%$
		Y	4.84	66.53	16.88		150.0	
		Z	4.90	66.87	17.12		150.0	
10021- DAC	GSM-FDD (TDMA, GMSK)	X	100.00	118.58	30.90	9.39	50.0	$\pm 9.6\%$
		Y	26.12	96.77	24.34		50.0	
		Z	100.00	117.35	29.93		50.0	
10023- DAC	GPRS-FDD (TDMA, GMSK, TN 0)	X	100.00	118.53	30.93	9.57	50.0	$\pm 9.6\%$
		Y	18.86	92.09	23.00		50.0	
		Z	100.00	117.23	29.92		50.0	
10024- DAC	GPRS-FDD (TDMA, GMSK, TN 0-1)	X	100.00	115.85	28.57	6.56	60.0	$\pm 9.6\%$
		Y	100.00	111.10	26.02		60.0	
		Z	100.00	114.31	27.50		60.0	
10025- DAC	EDGE-FDD (TDMA, 8PSK, TN 0)	X	15.59	105.48	41.04	12.57	50.0	$\pm 9.6\%$
		Y	4.26	66.41	22.61		50.0	
		Z	6.75	80.99	30.81		50.0	
10026- DAC	EDGE-FDD (TDMA, 8PSK, TN 0-1)	X	26.87	114.05	39.53	9.56	60.0	$\pm 9.6\%$
		Y	12.16	93.46	31.76		60.0	
		Z	17.01	103.53	36.03		60.0	
10027- DAC	GPRS-FDD (TDMA, GMSK, TN 0-1-2)	X	100.00	115.28	27.52	4.80	80.0	$\pm 9.6\%$
		Y	100.00	108.67	24.10		80.0	
		Z	100.00	113.48	26.36		80.0	
10028- DAC	GPRS-FDD (TDMA, GMSK, TN 0-1-2-3)	X	100.00	115.90	27.07	3.55	100.0	$\pm 9.6\%$
		Y	100.00	106.89	22.60		100.0	
		Z	100.00	113.76	25.79		100.0	
10029- DAC	EDGE-FDD (TDMA, 8PSK, TN 0-1-2)	X	13.97	98.08	33.11	7.80	80.0	$\pm 9.6\%$
		Y	8.37	85.77	27.91		80.0	
		Z	9.97	90.97	30.48		80.0	
10030- CAA	IEEE 802.15.1 Bluetooth (GFSK, DH1)	X	100.00	114.41	27.43	5.30	70.0	$\pm 9.6\%$
		Y	87.04	107.07	24.03		70.0	
		Z	100.00	112.49	26.20		70.0	
10031- CAA	IEEE 802.15.1 Bluetooth (GFSK, DH3)	X	100.00	116.58	25.91	1.88	100.0	$\pm 9.6\%$
		Y	6.32	79.53	13.62		100.0	
		Z	100.00	112.45	23.86		100.0	

10032-CAA	IEEE 802.15.1 Bluetooth (GFSK, DH5)	X	100.00	121.24	26.80	1.17	100.0	± 9.6 %
		Y	0.57	63.68	7.10		100.0	
		Z	100.00	115.03	23.96		100.0	
10033-CAA	IEEE 802.15.1 Bluetooth (PI/4-DQPSK, DH1)	X	100.00	126.01	34.21	5.30	70.0	± 9.6 %
		Y	9.48	86.17	21.89		70.0	
		Z	36.97	108.65	29.12		70.0	
10034-CAA	IEEE 802.15.1 Bluetooth (PI/4-DQPSK, DH3)	X	12.93	96.17	24.85	1.88	100.0	± 9.6 %
		Y	2.97	73.87	15.92		100.0	
		Z	6.70	85.72	20.80		100.0	
10035-CAA	IEEE 802.15.1 Bluetooth (PI/4-DQPSK, DH5)	X	5.17	84.55	21.02	1.17	100.0	± 9.6 %
		Y	1.93	70.01	14.08		100.0	
		Z	3.33	77.79	17.83		100.0	
10036-CAA	IEEE 802.15.1 Bluetooth (8-DPSK, DH1)	X	100.00	126.30	34.35	5.30	70.0	± 9.6 %
		Y	11.77	89.53	23.03		70.0	
		Z	64.78	117.54	31.43		70.0	
10037-CAA	IEEE 802.15.1 Bluetooth (8-DPSK, DH3)	X	11.80	94.89	24.44	1.88	100.0	± 9.6 %
		Y	2.82	73.30	15.67		100.0	
		Z	6.03	84.36	20.32		100.0	
10038-CAA	IEEE 802.15.1 Bluetooth (8-DPSK, DH5)	X	5.40	85.48	21.44	1.17	100.0	± 9.6 %
		Y	1.96	70.41	14.34		100.0	
		Z	3.42	78.42	18.17		100.0	
10039-CAB	CDMA2000 (1xRTT, RC1)	X	2.08	73.52	16.75	0.00	150.0	± 9.6 %
		Y	1.21	66.59	12.35		150.0	
		Z	1.63	70.60	14.79		150.0	
10042-CAB	IS-54 / IS-136 FDD (TDMA/FDM, PI/4-DQPSK, Halfrate)	X	100.00	114.16	27.98	7.78	50.0	± 9.6 %
		Y	18.08	89.51	20.47		50.0	
		Z	100.00	112.63	26.92		50.0	
10044-CAA	IS-91/EI/TIA-553 FDD (FDMA, FM)	X	0.00	107.14	5.87	0.00	150.0	± 9.6 %
		Y	0.21	123.93	6.31		150.0	
		Z	0.01	111.19	11.86		150.0	
10048-CAA	DECT (TDD, TDMA/FDM, GFSK, Full Slot, 24)	X	69.67	114.61	31.81	13.80	25.0	± 9.6 %
		Y	9.51	81.03	21.19		25.0	
		Z	70.93	113.80	30.88		25.0	
10049-CAA	DECT (TDD, TDMA/FDM, GFSK, Double Slot, 12)	X	100.00	119.03	31.49	10.79	40.0	± 9.6 %
		Y	11.04	84.08	20.83		40.0	
		Z	100.00	117.60	30.41		40.0	
10056-CAA	UMTS-TDD (TD-SCDMA, 1.28 Mcps)	X	34.83	106.19	29.98	9.03	50.0	± 9.6 %
		Y	10.33	84.00	22.00		50.0	
		Z	26.35	100.92	27.85		50.0	
10058-DAC	EDGE-FDD (TDMA, 8PSK, TN 0-1-2-3)	X	9.27	89.32	29.23	6.55	100.0	± 9.6 %
		Y	6.37	80.89	25.35		100.0	
		Z	7.13	84.12	27.15		100.0	
10059-CAB	IEEE 802.11b WiFi 2.4 GHz (DSSS, 2 Mbps)	X	1.41	67.11	16.98	0.61	110.0	± 9.6 %
		Y	1.18	64.62	14.99		110.0	
		Z	1.31	65.99	16.14		110.0	
10060-CAB	IEEE 802.11b WiFi 2.4 GHz (DSSS, 5.5 Mbps)	X	100.00	132.86	34.11	1.30	110.0	± 9.6 %
		Y	8.12	92.52	22.19		110.0	
		Z	100.00	131.22	33.18		110.0	

10061-CAB	IEEE 802.11b WiFi 2.4 GHz (DSSS, 11 Mbps)	X	16.26	106.04	30.06	2.04	110.0	± 9.6 %
		Y	4.18	82.31	21.49		110.0	
		Z	7.27	92.62	25.78		110.0	
10062-CAC	IEEE 802.11a/h WiFi 5 GHz (OFDM, 6 Mbps)	X	4.78	66.80	16.63	0.49	100.0	± 9.6 %
		Y	4.59	66.36	16.23		100.0	
		Z	4.66	66.72	16.47		100.0	
10063-CAC	IEEE 802.11a/h WiFi 5 GHz (OFDM, 9 Mbps)	X	4.81	66.94	16.76	0.72	100.0	± 9.6 %
		Y	4.62	66.48	16.34		100.0	
		Z	4.69	66.85	16.59		100.0	
10064-CAC	IEEE 802.11a/h WiFi 5 GHz (OFDM, 12 Mbps)	X	5.12	67.25	17.01	0.86	100.0	± 9.6 %
		Y	4.91	66.78	16.59		100.0	
		Z	4.97	67.11	16.82		100.0	
10065-CAC	IEEE 802.11a/h WiFi 5 GHz (OFDM, 18 Mbps)	X	5.01	67.24	17.17	1.21	100.0	± 9.6 %
		Y	4.80	66.73	16.70		100.0	
		Z	4.87	67.07	16.96		100.0	
10066-CAC	IEEE 802.11a/h WiFi 5 GHz (OFDM, 24 Mbps)	X	5.05	67.33	17.38	1.46	100.0	± 9.6 %
		Y	4.84	66.81	16.90		100.0	
		Z	4.90	67.15	17.15		100.0	
10067-CAC	IEEE 802.11a/h WiFi 5 GHz (OFDM, 36 Mbps)	X	5.36	67.48	17.83	2.04	100.0	± 9.6 %
		Y	5.15	67.05	17.38		100.0	
		Z	5.21	67.38	17.63		100.0	
10068-CAC	IEEE 802.11a/h WiFi 5 GHz (OFDM, 48 Mbps)	X	5.46	67.74	18.16	2.55	100.0	± 9.6 %
		Y	5.24	67.20	17.64		100.0	
		Z	5.29	67.50	17.90		100.0	
10069-CAC	IEEE 802.11a/h WiFi 5 GHz (OFDM, 54 Mbps)	X	5.54	67.67	18.33	2.67	100.0	± 9.6 %
		Y	5.32	67.21	17.84		100.0	
		Z	5.37	67.50	18.08		100.0	
10071-CAB	IEEE 802.11g WiFi 2.4 GHz (DSSS/OFDM, 9 Mbps)	X	5.14	67.13	17.66	1.99	100.0	± 9.6 %
		Y	4.96	66.70	17.22		100.0	
		Z	5.02	67.03	17.47		100.0	
10072-CAB	IEEE 802.11g WiFi 2.4 GHz (DSSS/OFDM, 12 Mbps)	X	5.18	67.63	17.97	2.30	100.0	± 9.6 %
		Y	4.97	67.11	17.46		100.0	
		Z	5.03	67.45	17.74		100.0	
10073-CAB	IEEE 802.11g WiFi 2.4 GHz (DSSS/OFDM, 18 Mbps)	X	5.28	67.91	18.36	2.83	100.0	± 9.6 %
		Y	5.07	67.38	17.83		100.0	
		Z	5.13	67.72	18.12		100.0	
10074-CAB	IEEE 802.11g WiFi 2.4 GHz (DSSS/OFDM, 24 Mbps)	X	5.29	67.91	18.59	3.30	100.0	± 9.6 %
		Y	5.09	67.38	18.02		100.0	
		Z	5.15	67.72	18.32		100.0	
10075-CAB	IEEE 802.11g WiFi 2.4 GHz (DSSS/OFDM, 36 Mbps)	X	5.40	68.27	19.03	3.82	90.0	± 9.6 %
		Y	5.18	67.65	18.40		90.0	
		Z	5.23	67.97	18.70		90.0	
10076-CAB	IEEE 802.11g WiFi 2.4 GHz (DSSS/OFDM, 48 Mbps)	X	5.40	68.04	19.14	4.15	90.0	± 9.6 %
		Y	5.21	67.49	18.53		90.0	
		Z	5.25	67.79	18.84		90.0	
10077-CAB	IEEE 802.11g WiFi 2.4 GHz (DSSS/OFDM, 54 Mbps)	X	5.43	68.12	19.24	4.30	90.0	± 9.6 %
		Y	5.24	67.58	18.64		90.0	
		Z	5.29	67.89	18.95		90.0	

10081-CAB	CDMA2000 (1xRTT, RC3)	X	0.92	67.03	13.48	0.00	150.0	± 9.6 %
		Y	0.59	62.42	9.51		150.0	
		Z	0.75	64.90	11.66		150.0	
10082-CAB	IS-54 / IS-136 FDD (TDMA/FDM, PI/4-DQPSK, Fullrate)	X	1.45	61.55	6.80	4.77	80.0	± 9.6 %
		Y	1.13	60.00	5.38		80.0	
		Z	1.17	60.40	5.80		80.0	
10090-DAC	GPRS-FDD (TDMA, GMSK, TN 0-4)	X	100.00	115.92	28.63	6.56	60.0	± 9.6 %
		Y	100.00	111.20	26.09		60.0	
		Z	100.00	114.38	27.55		60.0	
10097-CAB	UMTS-FDD (HSDPA)	X	1.85	67.86	15.91	0.00	150.0	± 9.6 %
		Y	1.59	65.86	14.27		150.0	
		Z	1.76	67.30	15.32		150.0	
10098-CAB	UMTS-FDD (HSUPA, Subtest 2)	X	1.82	67.83	15.88	0.00	150.0	± 9.6 %
		Y	1.56	65.79	14.21		150.0	
		Z	1.73	67.24	15.29		150.0	
10099-DAC	EDGE-FDD (TDMA, 8PSK, TN 0-4)	X	26.88	114.00	39.51	9.56	60.0	± 9.6 %
		Y	12.18	93.46	31.75		60.0	
		Z	17.07	103.56	36.04		60.0	
10100-CAD	LTE-FDD (SC-FDMA, 100% RB, 20 MHz, QPSK)	X	3.25	70.85	16.89	0.00	150.0	± 9.6 %
		Y	2.82	68.69	15.58		150.0	
		Z	3.04	69.96	16.42		150.0	
10101-CAD	LTE-FDD (SC-FDMA, 100% RB, 20 MHz, 16-QAM)	X	3.31	67.75	16.04	0.00	150.0	± 9.6 %
		Y	3.05	66.63	15.24		150.0	
		Z	3.18	67.32	15.73		150.0	
10102-CAD	LTE-FDD (SC-FDMA, 100% RB, 20 MHz, 64-QAM)	X	3.41	67.69	16.12	0.00	150.0	± 9.6 %
		Y	3.17	66.67	15.38		150.0	
		Z	3.28	67.31	15.84		150.0	
10103-CAD	LTE-TDD (SC-FDMA, 100% RB, 20 MHz, QPSK)	X	8.79	79.64	21.90	3.98	65.0	± 9.6 %
		Y	6.79	75.26	19.82		65.0	
		Z	8.10	78.75	21.47		65.0	
10104-CAD	LTE-TDD (SC-FDMA, 100% RB, 20 MHz, 16-QAM)	X	8.30	77.30	21.84	3.98	65.0	± 9.6 %
		Y	7.10	74.52	20.35		65.0	
		Z	7.59	76.13	21.24		65.0	
10105-CAD	LTE-TDD (SC-FDMA, 100% RB, 20 MHz, 64-QAM)	X	8.21	77.11	22.09	3.98	65.0	± 9.6 %
		Y	6.30	72.23	19.66		65.0	
		Z	7.24	75.16	21.14		65.0	
10108-CAE	LTE-FDD (SC-FDMA, 100% RB, 10 MHz, QPSK)	X	2.85	70.02	16.71	0.00	150.0	± 9.6 %
		Y	2.45	67.95	15.38		150.0	
		Z	2.64	69.18	16.23		150.0	
10109-CAE	LTE-FDD (SC-FDMA, 100% RB, 10 MHz, 16-QAM)	X	2.97	67.58	15.97	0.00	150.0	± 9.6 %
		Y	2.71	66.39	15.06		150.0	
		Z	2.83	67.15	15.62		150.0	
10110-CAE	LTE-FDD (SC-FDMA, 100% RB, 5 MHz, QPSK)	X	2.32	69.07	16.36	0.00	150.0	± 9.6 %
		Y	1.96	66.93	14.84		150.0	
		Z	2.13	68.23	15.78		150.0	
10111-CAE	LTE-FDD (SC-FDMA, 100% RB, 5 MHz, 16-QAM)	X	2.68	68.33	16.30	0.00	150.0	± 9.6 %
		Y	2.39	66.94	15.16		150.0	
		Z	2.55	67.98	15.88		150.0	



10112-CAE	LTE-FDD (SC-FDMA, 100% RB, 10 MHz, 64-QAM)	X	3.09	67.53	16.01	0.00	150.0	± 9.6 %
		Y	2.84	66.45	15.17		150.0	
		Z	2.96	67.17	15.69		150.0	
10113-CAE	LTE-FDD (SC-FDMA, 100% RB, 5 MHz, 64-QAM)	X	2.84	68.42	16.41	0.00	150.0	± 9.6 %
		Y	2.55	67.17	15.36		150.0	
		Z	2.70	68.15	16.04		150.0	
10114-CAC	IEEE 802.11n (HT Greenfield, 13.5 Mbps, BPSK)	X	5.16	67.17	16.41	0.00	150.0	± 9.6 %
		Y	5.01	66.82	16.13		150.0	
		Z	5.07	67.12	16.32		150.0	
10115-CAC	IEEE 802.11n (HT Greenfield, 81 Mbps, 16-QAM)	X	5.50	67.45	16.56	0.00	150.0	± 9.6 %
		Y	5.30	66.98	16.23		150.0	
		Z	5.35	67.23	16.39		150.0	
10116-CAC	IEEE 802.11n (HT Greenfield, 135 Mbps, 64-QAM)	X	5.27	67.41	16.46	0.00	150.0	± 9.6 %
		Y	5.10	67.01	16.16		150.0	
		Z	5.16	67.30	16.34		150.0	
10117-CAC	IEEE 802.11n (HT Mixed, 13.5 Mbps, BPSK)	X	5.14	67.12	16.41	0.00	150.0	± 9.6 %
		Y	4.97	66.67	16.08		150.0	
		Z	5.04	66.98	16.27		150.0	
10118-CAC	IEEE 802.11n (HT Mixed, 81 Mbps, 16-QAM)	X	5.57	67.61	16.64	0.00	150.0	± 9.6 %
		Y	5.39	67.20	16.35		150.0	
		Z	5.43	67.42	16.49		150.0	
10119-CAC	IEEE 802.11n (HT Mixed, 135 Mbps, 64-QAM)	X	5.24	67.35	16.44	0.00	150.0	± 9.6 %
		Y	5.08	66.96	16.14		150.0	
		Z	5.14	67.25	16.33		150.0	
10140-CAD	LTE-FDD (SC-FDMA, 100% RB, 15 MHz, 16-QAM)	X	3.45	67.69	16.04	0.00	150.0	± 9.6 %
		Y	3.20	66.67	15.30		150.0	
		Z	3.32	67.31	15.76		150.0	
10141-CAD	LTE-FDD (SC-FDMA, 100% RB, 15 MHz, 64-QAM)	X	3.57	67.75	16.20	0.00	150.0	± 9.6 %
		Y	3.33	66.82	15.50		150.0	
		Z	3.44	67.44	15.94		150.0	
10142-CAD	LTE-FDD (SC-FDMA, 100% RB, 3 MHz, QPSK)	X	2.10	69.09	16.14	0.00	150.0	± 9.6 %
		Y	1.72	66.61	14.28		150.0	
		Z	1.90	68.15	15.38		150.0	
10143-CAD	LTE-FDD (SC-FDMA, 100% RB, 3 MHz, 16-QAM)	X	2.57	69.15	16.17	0.00	150.0	± 9.6 %
		Y	2.19	67.18	14.56		150.0	
		Z	2.40	68.64	15.52		150.0	
10144-CAD	LTE-FDD (SC-FDMA, 100% RB, 3 MHz, 64-QAM)	X	2.35	66.96	14.64	0.00	150.0	± 9.6 %
		Y	2.01	65.20	13.08		150.0	
		Z	2.16	66.27	13.86		150.0	
10145-CAE	LTE-FDD (SC-FDMA, 100% RB, 1.4 MHz, QPSK)	X	1.41	66.68	13.17	0.00	150.0	± 9.6 %
		Y	0.96	62.51	9.67		150.0	
		Z	1.12	64.29	11.10		150.0	
10146-CAE	LTE-FDD (SC-FDMA, 100% RB, 1.4 MHz, 16-QAM)	X	3.10	71.59	14.90	0.00	150.0	± 9.6 %
		Y	1.79	64.92	10.83		150.0	
		Z	2.43	68.48	12.61		150.0	
10147-CAE	LTE-FDD (SC-FDMA, 100% RB, 1.4 MHz, 64-QAM)	X	4.18	75.64	16.70	0.00	150.0	± 9.6 %
		Y	2.03	66.39	11.70		150.0	
		Z	3.22	71.87	14.21		150.0	

10149-CAD	LTE-FDD (SC-FDMA, 50% RB, 20 MHz, 16-QAM)	X	2.98	67.64	16.01	0.00	150.0	± 9.6 %
		Y	2.71	66.45	15.11		150.0	
		Z	2.84	67.21	15.66		150.0	
10150-CAD	LTE-FDD (SC-FDMA, 50% RB, 20 MHz, 64-QAM)	X	3.10	67.58	16.05	0.00	150.0	± 9.6 %
		Y	2.84	66.51	15.21		150.0	
		Z	2.97	67.23	15.73		150.0	
10151-CAD	LTE-TDD (SC-FDMA, 50% RB, 20 MHz, QPSK)	X	9.77	82.83	23.21	3.98	65.0	± 9.6 %
		Y	7.53	78.32	21.06		65.0	
		Z	8.80	81.58	22.62		65.0	
10152-CAD	LTE-TDD (SC-FDMA, 50% RB, 20 MHz, 16-QAM)	X	7.95	77.63	21.74	3.98	65.0	± 9.6 %
		Y	6.62	74.40	19.97		65.0	
		Z	7.17	76.26	20.98		65.0	
10153-CAD	LTE-TDD (SC-FDMA, 50% RB, 20 MHz, 64-QAM)	X	8.37	78.52	22.46	3.98	65.0	± 9.6 %
		Y	7.08	75.55	20.84		65.0	
		Z	7.65	77.37	21.81		65.0	
10154-CAE	LTE-FDD (SC-FDMA, 50% RB, 10 MHz, QPSK)	X	2.37	69.54	16.64	0.00	150.0	± 9.6 %
		Y	2.00	67.32	15.10		150.0	
		Z	2.18	68.65	16.05		150.0	
10155-CAE	LTE-FDD (SC-FDMA, 50% RB, 10 MHz, 16-QAM)	X	2.69	68.33	16.31	0.00	150.0	± 9.6 %
		Y	2.39	66.95	15.18		150.0	
		Z	2.55	67.99	15.90		150.0	
10156-CAE	LTE-FDD (SC-FDMA, 50% RB, 5 MHz, QPSK)	X	1.96	69.34	16.07	0.00	150.0	± 9.6 %
		Y	1.55	66.39	13.86		150.0	
		Z	1.74	68.16	15.11		150.0	
10157-CAE	LTE-FDD (SC-FDMA, 50% RB, 5 MHz, 16-QAM)	X	2.20	67.66	14.79	0.00	150.0	± 9.6 %
		Y	1.81	65.37	12.85		150.0	
		Z	1.99	66.75	13.83		150.0	
10158-CAE	LTE-FDD (SC-FDMA, 50% RB, 10 MHz, 64-QAM)	X	2.84	68.47	16.45	0.00	150.0	± 9.6 %
		Y	2.55	67.23	15.41		150.0	
		Z	2.71	68.22	16.08		150.0	
10159-CAE	LTE-FDD (SC-FDMA, 50% RB, 5 MHz, 64-QAM)	X	2.32	68.16	15.10	0.00	150.0	± 9.6 %
		Y	1.90	65.77	13.13		150.0	
		Z	2.10	67.23	14.13		150.0	
10160-CAD	LTE-FDD (SC-FDMA, 50% RB, 15 MHz, QPSK)	X	2.81	68.83	16.41	0.00	150.0	± 9.6 %
		Y	2.51	67.36	15.34		150.0	
		Z	2.66	68.30	16.03		150.0	
10161-CAD	LTE-FDD (SC-FDMA, 50% RB, 15 MHz, 16-QAM)	X	2.99	67.51	15.99	0.00	150.0	± 9.6 %
		Y	2.74	66.42	15.12		150.0	
		Z	2.86	67.17	15.66		150.0	
10162-CAD	LTE-FDD (SC-FDMA, 50% RB, 15 MHz, 64-QAM)	X	3.10	67.61	16.08	0.00	150.0	± 9.6 %
		Y	2.85	66.59	15.25		150.0	
		Z	2.97	67.33	15.78		150.0	
10166-CAE	LTE-FDD (SC-FDMA, 50% RB, 1.4 MHz, QPSK)	X	3.94	70.56	19.62	3.01	150.0	± 9.6 %
		Y	3.62	69.51	18.92		150.0	
		Z	3.88	71.03	19.81		150.0	
10167-CAE	LTE-FDD (SC-FDMA, 50% RB, 1.4 MHz, 16-QAM)	X	5.13	74.04	20.28	3.01	150.0	± 9.6 %
		Y	4.50	72.11	19.19		150.0	
		Z	5.19	75.12	20.64		150.0	

10168-CAE	LTE-FDD (SC-FDMA, 50% RB, 1.4 MHz, 64-QAM)	X	5.71	76.34	21.57	3.01	150.0	± 9.6 %
		Y	5.08	74.75	20.72		150.0	
		Z	5.99	78.20	22.27		150.0	
10169-CAD	LTE-FDD (SC-FDMA, 1 RB, 20 MHz, QPSK)	X	3.58	71.57	20.04	3.01	150.0	± 9.6 %
		Y	3.13	69.16	18.69		150.0	
		Z	3.49	71.65	20.05		150.0	
10170-CAD	LTE-FDD (SC-FDMA, 1 RB, 20 MHz, 16-QAM)	X	5.52	78.92	22.69	3.01	150.0	± 9.6 %
		Y	4.42	74.92	20.91		150.0	
		Z	5.83	80.69	23.36		150.0	
10171-AAD	LTE-FDD (SC-FDMA, 1 RB, 20 MHz, 64-QAM)	X	4.37	73.98	19.76	3.01	150.0	± 9.6 %
		Y	3.54	70.32	17.92		150.0	
		Z	4.35	74.54	19.90		150.0	
10172-CAD	LTE-TDD (SC-FDMA, 1 RB, 20 MHz, QPSK)	X	31.66	113.22	34.95	6.02	65.0	± 9.6 %
		Y	9.38	89.05	26.85		65.0	
		Z	27.88	112.00	34.58		65.0	
10173-CAD	LTE-TDD (SC-FDMA, 1 RB, 20 MHz, 16-QAM)	X	63.77	119.68	34.61	6.02	65.0	± 9.6 %
		Y	15.75	94.23	26.84		65.0	
		Z	78.46	124.11	35.52		65.0	
10174-CAD	LTE-TDD (SC-FDMA, 1 RB, 20 MHz, 64-QAM)	X	43.93	111.32	31.85	6.02	65.0	± 9.6 %
		Y	9.41	84.90	23.38		65.0	
		Z	45.51	112.81	32.05		65.0	
10175-CAE	LTE-FDD (SC-FDMA, 1 RB, 10 MHz, QPSK)	X	3.52	71.19	19.77	3.01	150.0	± 9.6 %
		Y	3.08	68.79	18.41		150.0	
		Z	3.43	71.23	19.76		150.0	
10176-CAE	LTE-FDD (SC-FDMA, 1 RB, 10 MHz, 16-QAM)	X	5.53	78.94	22.70	3.01	150.0	± 9.6 %
		Y	4.42	74.94	20.92		150.0	
		Z	5.84	80.72	23.37		150.0	
10177-CAG	LTE-FDD (SC-FDMA, 1 RB, 5 MHz, QPSK)	X	3.56	71.37	19.87	3.01	150.0	± 9.6 %
		Y	3.11	68.97	18.52		150.0	
		Z	3.47	71.42	19.87		150.0	
10178-CAE	LTE-FDD (SC-FDMA, 1 RB, 5 MHz, 16-QAM)	X	5.45	78.64	22.56	3.01	150.0	± 9.6 %
		Y	4.37	74.68	20.78		150.0	
		Z	5.75	80.40	23.22		150.0	
10179-CAE	LTE-FDD (SC-FDMA, 1 RB, 10 MHz, 64-QAM)	X	4.88	76.27	21.07	3.01	150.0	± 9.6 %
		Y	3.91	72.36	19.22		150.0	
		Z	5.00	77.35	21.45		150.0	
10180-CAE	LTE-FDD (SC-FDMA, 1 RB, 5 MHz, 64-QAM)	X	4.35	73.89	19.70	3.01	150.0	± 9.6 %
		Y	3.53	70.24	17.87		150.0	
		Z	4.34	74.43	19.84		150.0	
10181-CAD	LTE-FDD (SC-FDMA, 1 RB, 15 MHz, QPSK)	X	3.55	71.35	19.86	3.01	150.0	± 9.6 %
		Y	3.11	68.95	18.51		150.0	
		Z	3.46	71.40	19.86		150.0	
10182-CAD	LTE-FDD (SC-FDMA, 1 RB, 15 MHz, 16-QAM)	X	5.44	78.62	22.55	3.01	150.0	± 9.6 %
		Y	4.36	74.65	20.76		150.0	
		Z	5.74	80.37	23.20		150.0	
10183-AAC	LTE-FDD (SC-FDMA, 1 RB, 15 MHz, 64-QAM)	X	4.34	73.86	19.69	3.01	150.0	± 9.6 %
		Y	3.53	70.21	17.86		150.0	
		Z	4.33	74.40	19.83		150.0	

10184-CAD	LTE-FDD (SC-FDMA, 1 RB, 3 MHz, QPSK)	X	3.57	71.40	19.89	3.01	150.0	± 9.6 %
		Y	3.12	69.00	18.54		150.0	
		Z	3.48	71.45	19.88		150.0	
10185-CAD	LTE-FDD (SC-FDMA, 1 RB, 3 MHz, 16-QAM)	X	5.46	78.70	22.58	3.01	150.0	± 9.6 %
		Y	4.38	74.73	20.80		150.0	
		Z	5.78	80.46	23.25		150.0	
10186-AAD	LTE-FDD (SC-FDMA, 1 RB, 3 MHz, 64-QAM)	X	4.37	73.93	19.73	3.01	150.0	± 9.6 %
		Y	3.54	70.28	17.89		150.0	
		Z	4.35	74.48	19.86		150.0	
10187-CAE	LTE-FDD (SC-FDMA, 1 RB, 1.4 MHz, QPSK)	X	3.57	71.45	19.95	3.01	150.0	± 9.6 %
		Y	3.13	69.05	18.60		150.0	
		Z	3.49	71.53	19.95		150.0	
10188-CAE	LTE-FDD (SC-FDMA, 1 RB, 1.4 MHz, 16-QAM)	X	5.68	79.51	23.00	3.01	150.0	± 9.6 %
		Y	4.55	75.50	21.23		150.0	
		Z	6.06	81.46	23.73		150.0	
10189-AAE	LTE-FDD (SC-FDMA, 1 RB, 1.4 MHz, 64-QAM)	X	4.48	74.44	20.02	3.01	150.0	± 9.6 %
		Y	3.62	70.71	18.18		150.0	
		Z	4.49	75.08	20.20		150.0	
10193-CAC	IEEE 802.11n (HT Greenfield, 6.5 Mbps, BPSK)	X	4.58	66.61	16.17	0.00	150.0	± 9.6 %
		Y	4.39	66.18	15.79		150.0	
		Z	4.47	66.55	16.02		150.0	
10194-CAC	IEEE 802.11n (HT Greenfield, 39 Mbps, 16-QAM)	X	4.76	66.95	16.29	0.00	150.0	± 9.6 %
		Y	4.56	66.50	15.92		150.0	
		Z	4.64	66.85	16.15		150.0	
10195-CAC	IEEE 802.11n (HT Greenfield, 65 Mbps, 64-QAM)	X	4.80	66.97	16.30	0.00	150.0	± 9.6 %
		Y	4.60	66.53	15.94		150.0	
		Z	4.68	66.88	16.17		150.0	
10196-CAC	IEEE 802.11n (HT Mixed, 6.5 Mbps, BPSK)	X	4.59	66.69	16.20	0.00	150.0	± 9.6 %
		Y	4.40	66.24	15.81		150.0	
		Z	4.47	66.60	16.04		150.0	
10197-CAC	IEEE 802.11n (HT Mixed, 39 Mbps, 16-QAM)	X	4.78	66.97	16.30	0.00	150.0	± 9.6 %
		Y	4.58	66.52	15.93		150.0	
		Z	4.65	66.87	16.16		150.0	
10198-CAC	IEEE 802.11n (HT Mixed, 65 Mbps, 64-QAM)	X	4.81	66.99	16.31	0.00	150.0	± 9.6 %
		Y	4.61	66.55	15.95		150.0	
		Z	4.68	66.90	16.18		150.0	
10219-CAC	IEEE 802.11n (HT Mixed, 7.2 Mbps, BPSK)	X	4.54	66.70	16.16	0.00	150.0	± 9.6 %
		Y	4.34	66.24	15.76		150.0	
		Z	4.42	66.61	16.00		150.0	
10220-CAC	IEEE 802.11n (HT Mixed, 43.3 Mbps, 16-QAM)	X	4.77	66.95	16.30	0.00	150.0	± 9.6 %
		Y	4.57	66.49	15.92		150.0	
		Z	4.64	66.84	16.15		150.0	
10221-CAC	IEEE 802.11n (HT Mixed, 72.2 Mbps, 64-QAM)	X	4.81	66.92	16.30	0.00	150.0	± 9.6 %
		Y	4.62	66.48	15.94		150.0	
		Z	4.69	66.83	16.16		150.0	
10222-CAC	IEEE 802.11n (HT Mixed, 15 Mbps, BPSK)	X	5.12	67.14	16.41	0.00	150.0	± 9.6 %
		Y	4.95	66.68	16.07		150.0	
		Z	5.01	66.99	16.27		150.0	

10223-CAC	IEEE 802.11n (HT Mixed, 90 Mbps, 16-QAM)	X	5.44	67.33	16.52	0.00	150.0	± 9.6 %
		Y	5.25	66.92	16.22		150.0	
		Z	5.31	67.18	16.39		150.0	
10224-CAC	IEEE 802.11n (HT Mixed, 150 Mbps, 64-QAM)	X	5.17	67.24	16.38	0.00	150.0	± 9.6 %
		Y	4.99	66.79	16.05		150.0	
		Z	5.06	67.10	16.25		150.0	
10225-CAB	UMTS-FDD (HSPA+)	X	2.86	66.19	15.49	0.00	150.0	± 9.6 %
		Y	2.63	65.32	14.64		150.0	
		Z	2.74	65.98	15.11		150.0	
10226-CAA	LTE-TDD (SC-FDMA, 1 RB, 1.4 MHz, 16-QAM)	X	71.24	121.88	35.27	6.02	65.0	± 9.6 %
		Y	16.91	95.59	27.35		65.0	
		Z	92.42	127.27	36.40		65.0	
10227-CAA	LTE-TDD (SC-FDMA, 1 RB, 1.4 MHz, 64-QAM)	X	50.30	113.83	32.60	6.02	65.0	± 9.6 %
		Y	15.15	92.51	25.87		65.0	
		Z	68.30	119.77	33.89		65.0	
10228-CAA	LTE-TDD (SC-FDMA, 1 RB, 1.4 MHz, QPSK)	X	55.50	124.73	38.12	6.02	65.0	± 9.6 %
		Y	14.70	97.88	29.79		65.0	
		Z	38.30	118.72	36.53		65.0	
10229-CAB	LTE-TDD (SC-FDMA, 1 RB, 3 MHz, 16-QAM)	X	63.93	119.72	34.63	6.02	65.0	± 9.6 %
		Y	15.85	94.32	26.88		65.0	
		Z	79.00	124.23	35.56		65.0	
10230-CAB	LTE-TDD (SC-FDMA, 1 RB, 3 MHz, 64-QAM)	X	46.15	112.18	32.09	6.02	65.0	± 9.6 %
		Y	14.25	91.41	25.45		65.0	
		Z	59.72	117.30	33.19		65.0	
10231-CAB	LTE-TDD (SC-FDMA, 1 RB, 3 MHz, QPSK)	X	50.49	122.68	37.51	6.02	65.0	± 9.6 %
		Y	13.80	96.56	29.30		65.0	
		Z	34.60	116.55	35.86		65.0	
10232-CAD	LTE-TDD (SC-FDMA, 1 RB, 5 MHz, 16-QAM)	X	64.00	119.75	34.64	6.02	65.0	± 9.6 %
		Y	15.83	94.31	26.87		65.0	
		Z	79.03	124.24	35.57		65.0	
10233-CAD	LTE-TDD (SC-FDMA, 1 RB, 5 MHz, 64-QAM)	X	46.17	112.21	32.10	6.02	65.0	± 9.6 %
		Y	14.23	91.39	25.44		65.0	
		Z	59.65	117.30	33.19		65.0	
10234-CAD	LTE-TDD (SC-FDMA, 1 RB, 5 MHz, QPSK)	X	46.07	120.60	36.84	6.02	65.0	± 9.6 %
		Y	13.04	95.31	28.79		65.0	
		Z	31.63	114.51	35.18		65.0	
10235-CAD	LTE-TDD (SC-FDMA, 1 RB, 10 MHz, 16-QAM)	X	64.33	119.85	34.67	6.02	65.0	± 9.6 %
		Y	15.85	94.34	26.88		65.0	
		Z	79.51	124.37	35.60		65.0	
10236-CAD	LTE-TDD (SC-FDMA, 1 RB, 10 MHz, 64-QAM)	X	46.79	112.40	32.14	6.02	65.0	± 9.6 %
		Y	14.34	91.49	25.47		65.0	
		Z	60.62	117.54	33.24		65.0	
10237-CAD	LTE-TDD (SC-FDMA, 1 RB, 10 MHz, QPSK)	X	51.22	123.00	37.59	6.02	65.0	± 9.6 %
		Y	13.84	96.65	29.32		65.0	
		Z	34.93	116.77	35.92		65.0	
10238-CAD	LTE-TDD (SC-FDMA, 1 RB, 15 MHz, 16-QAM)	X	64.07	119.77	34.64	6.02	65.0	± 9.6 %
		Y	15.80	94.29	26.87		65.0	
		Z	79.05	124.26	35.57		65.0	

10239-CAD	LTE-TDD (SC-FDMA, 1 RB, 15 MHz, 64-QAM)	X	46.17	112.22	32.10	6.02	65.0	± 9.6 %
		Y	14.20	91.37	25.44		65.0	
		Z	59.56	117.29	33.19		65.0	
10240-CAD	LTE-TDD (SC-FDMA, 1 RB, 15 MHz, QPSK)	X	51.02	122.93	37.57	6.02	65.0	± 9.6 %
		Y	13.80	96.60	29.31		65.0	
		Z	34.81	116.71	35.90		65.0	
10241-CAA	LTE-TDD (SC-FDMA, 50% RB, 1.4 MHz, 16-QAM)	X	12.30	87.67	27.92	6.98	65.0	± 9.6 %
		Y	9.73	82.62	25.44		65.0	
		Z	11.99	88.11	27.90		65.0	
10242-CAA	LTE-TDD (SC-FDMA, 50% RB, 1.4 MHz, 64-QAM)	X	12.00	87.14	27.64	6.98	65.0	± 9.6 %
		Y	8.11	78.88	23.86		65.0	
		Z	10.85	86.00	27.03		65.0	
10243-CAA	LTE-TDD (SC-FDMA, 50% RB, 1.4 MHz, QPSK)	X	9.42	83.90	27.37	6.98	65.0	± 9.6 %
		Y	6.64	76.16	23.58		65.0	
		Z	8.16	81.56	26.26		65.0	
10244-CAB	LTE-TDD (SC-FDMA, 50% RB, 3 MHz, 16-QAM)	X	10.44	82.93	21.79	3.98	65.0	± 9.6 %
		Y	6.79	75.71	18.18		65.0	
		Z	9.21	80.92	20.37		65.0	
10245-CAB	LTE-TDD (SC-FDMA, 50% RB, 3 MHz, 64-QAM)	X	10.08	82.11	21.44	3.98	65.0	± 9.6 %
		Y	6.62	75.11	17.89		65.0	
		Z	8.78	79.92	19.95		65.0	
10246-CAB	LTE-TDD (SC-FDMA, 50% RB, 3 MHz, QPSK)	X	11.42	87.52	23.40	3.98	65.0	± 9.6 %
		Y	5.98	76.83	18.54		65.0	
		Z	8.49	82.82	21.13		65.0	
10247-CAD	LTE-TDD (SC-FDMA, 50% RB, 5 MHz, 16-QAM)	X	7.75	79.05	20.99	3.98	65.0	± 9.6 %
		Y	5.69	73.82	18.06		65.0	
		Z	6.60	76.66	19.49		65.0	
10248-CAD	LTE-TDD (SC-FDMA, 50% RB, 5 MHz, 64-QAM)	X	7.60	78.24	20.65	3.98	65.0	± 9.6 %
		Y	5.66	73.30	17.84		65.0	
		Z	6.46	75.86	19.15		65.0	
10249-CAD	LTE-TDD (SC-FDMA, 50% RB, 5 MHz, QPSK)	X	12.84	89.97	24.97	3.98	65.0	± 9.6 %
		Y	7.45	80.54	20.84		65.0	
		Z	10.45	86.75	23.43		65.0	
10250-CAD	LTE-TDD (SC-FDMA, 50% RB, 10 MHz, 16-QAM)	X	8.59	80.97	23.10	3.98	65.0	± 9.6 %
		Y	6.88	77.02	21.00		65.0	
		Z	7.71	79.50	22.24		65.0	
10251-CAD	LTE-TDD (SC-FDMA, 50% RB, 10 MHz, 64-QAM)	X	7.91	78.24	21.71	3.98	65.0	± 9.6 %
		Y	6.42	74.62	19.67		65.0	
		Z	7.08	76.75	20.80		65.0	
10252-CAD	LTE-TDD (SC-FDMA, 50% RB, 10 MHz, QPSK)	X	11.43	87.56	24.93	3.98	65.0	± 9.6 %
		Y	7.91	81.04	22.00		65.0	
		Z	9.97	85.71	24.05		65.0	
10253-CAD	LTE-TDD (SC-FDMA, 50% RB, 15 MHz, 16-QAM)	X	7.70	76.94	21.48	3.98	65.0	± 9.6 %
		Y	6.48	73.90	19.75		65.0	
		Z	7.00	75.70	20.74		65.0	
10254-CAD	LTE-TDD (SC-FDMA, 50% RB, 15 MHz, 64-QAM)	X	8.12	77.80	22.14	3.98	65.0	± 9.6 %
		Y	6.90	74.95	20.52		65.0	
		Z	7.44	76.71	21.47		65.0	

10255-CAD	LTE-TDD (SC-FDMA, 50% RB, 15 MHz, QPSK)	X	9.27	82.17	23.21	3.98	65.0	± 9.6 %
		Y	7.25	77.88	21.10		65.0	
		Z	8.37	80.94	22.58		65.0	
10256-CAA	LTE-TDD (SC-FDMA, 100% RB, 1.4 MHz, 16-QAM)	X	8.78	79.64	19.68	3.98	65.0	± 9.6 %
		Y	5.26	71.61	15.48		65.0	
		Z	6.86	75.83	17.39		65.0	
10257-CAA	LTE-TDD (SC-FDMA, 100% RB, 1.4 MHz, 64-QAM)	X	8.34	78.50	19.16	3.98	65.0	± 9.6 %
		Y	5.12	70.92	15.09		65.0	
		Z	6.46	74.63	16.81		65.0	
10258-CAA	LTE-TDD (SC-FDMA, 100% RB, 1.4 MHz, QPSK)	X	8.92	82.95	21.11	3.98	65.0	± 9.6 %
		Y	4.50	72.26	15.88		65.0	
		Z	6.02	76.94	18.10		65.0	
10259-CAB	LTE-TDD (SC-FDMA, 100% RB, 3 MHz, 16-QAM)	X	8.07	79.69	21.71	3.98	65.0	± 9.6 %
		Y	6.15	75.00	19.12		65.0	
		Z	7.04	77.72	20.48		65.0	
10260-CAB	LTE-TDD (SC-FDMA, 100% RB, 3 MHz, 64-QAM)	X	8.02	79.27	21.57	3.98	65.0	± 9.6 %
		Y	6.17	74.75	19.03		65.0	
		Z	7.00	77.32	20.33		65.0	
10261-CAB	LTE-TDD (SC-FDMA, 100% RB, 3 MHz, QPSK)	X	11.37	87.81	24.60	3.98	65.0	± 9.6 %
		Y	7.29	80.02	21.07		65.0	
		Z	9.57	85.23	23.32		65.0	
10262-CAD	LTE-TDD (SC-FDMA, 100% RB, 5 MHz, 16-QAM)	X	8.58	80.91	23.06	3.98	65.0	± 9.6 %
		Y	6.86	76.94	20.95		65.0	
		Z	7.69	79.43	22.19		65.0	
10263-CAD	LTE-TDD (SC-FDMA, 100% RB, 5 MHz, 64-QAM)	X	7.90	78.22	21.71	3.98	65.0	± 9.6 %
		Y	6.41	74.61	19.67		65.0	
		Z	7.06	76.73	20.79		65.0	
10264-CAD	LTE-TDD (SC-FDMA, 100% RB, 5 MHz, QPSK)	X	11.30	87.33	24.83	3.98	65.0	± 9.6 %
		Y	7.82	80.82	21.90		65.0	
		Z	9.85	85.46	23.94		65.0	
10265-CAD	LTE-TDD (SC-FDMA, 100% RB, 10 MHz, 16-QAM)	X	7.95	77.63	21.74	3.98	65.0	± 9.6 %
		Y	6.61	74.40	19.97		65.0	
		Z	7.17	76.26	20.99		65.0	
10266-CAD	LTE-TDD (SC-FDMA, 100% RB, 10 MHz, 64-QAM)	X	8.37	78.51	22.45	3.98	65.0	± 9.6 %
		Y	7.07	75.53	20.83		65.0	
		Z	7.65	77.35	21.80		65.0	
10267-CAD	LTE-TDD (SC-FDMA, 100% RB, 10 MHz, QPSK)	X	9.74	82.78	23.19	3.98	65.0	± 9.6 %
		Y	7.51	78.28	21.05		65.0	
		Z	8.78	81.53	22.59		65.0	
10268-CAD	LTE-TDD (SC-FDMA, 100% RB, 15 MHz, 16-QAM)	X	8.35	76.91	21.81	3.98	65.0	± 9.6 %
		Y	7.25	74.40	20.43		65.0	
		Z	7.70	75.89	21.26		65.0	
10269-CAD	LTE-TDD (SC-FDMA, 100% RB, 15 MHz, 64-QAM)	X	8.25	76.41	21.67	3.98	65.0	± 9.6 %
		Y	7.21	74.02	20.34		65.0	
		Z	7.64	75.43	21.12		65.0	
10270-CAD	LTE-TDD (SC-FDMA, 100% RB, 15 MHz, QPSK)	X	8.73	79.00	21.90	3.98	65.0	± 9.6 %
		Y	7.29	75.91	20.32		65.0	
		Z	8.05	78.09	21.45		65.0	

10274-CAB	UMTS-FDD (HSUPA, Subtest 5, 3GPP Rel8.10)	X	2.62	66.51	15.38	0.00	150.0	± 9.6 %
		Y	2.40	65.49	14.41		150.0	
		Z	2.53	66.32	15.01		150.0	
10275-CAB	UMTS-FDD (HSUPA, Subtest 5, 3GPP Rel8.4)	X	1.66	68.37	15.85	0.00	150.0	± 9.6 %
		Y	1.36	65.72	13.86		150.0	
		Z	1.53	67.34	15.09		150.0	
10277-CAA	PHS (QPSK)	X	4.01	66.28	11.28	9.03	50.0	± 9.6 %
		Y	3.27	63.73	9.40		50.0	
		Z	3.24	64.17	9.56		50.0	
10278-CAA	PHS (QPSK, BW 884MHz, Rolloff 0.5)	X	10.72	83.49	21.29	9.03	50.0	± 9.6 %
		Y	5.37	71.76	15.68		50.0	
		Z	6.95	76.49	17.84		50.0	
10279-CAA	PHS (QPSK, BW 884MHz, Rolloff 0.38)	X	10.91	83.69	21.40	9.03	50.0	± 9.6 %
		Y	5.48	71.97	15.81		50.0	
		Z	7.09	76.71	17.97		50.0	
10290-AAB	CDMA2000, RC1, SO55, Full Rate	X	1.63	69.96	14.95	0.00	150.0	± 9.6 %
		Y	1.04	64.71	11.14		150.0	
		Z	1.29	67.48	13.09		150.0	
10291-AAB	CDMA2000, RC3, SO55, Full Rate	X	0.90	66.75	13.33	0.00	150.0	± 9.6 %
		Y	0.58	62.29	9.42		150.0	
		Z	0.74	64.70	11.54		150.0	
10292-AAB	CDMA2000, RC3, SO32, Full Rate	X	1.21	71.81	16.09	0.00	150.0	± 9.6 %
		Y	0.65	64.19	10.77		150.0	
		Z	0.93	68.53	13.82		150.0	
10293-AAB	CDMA2000, RC3, SO3, Full Rate	X	1.97	79.16	19.55	0.00	150.0	± 9.6 %
		Y	0.85	67.30	12.80		150.0	
		Z	1.50	75.07	17.10		150.0	
10295-AAB	CDMA2000, RC1, SO3, 1/8th Rate 25 fr.	X	12.27	88.66	25.82	9.03	50.0	± 9.6 %
		Y	8.75	80.85	21.80		50.0	
		Z	11.52	87.13	24.56		50.0	
10297-AAC	LTE-FDD (SC-FDMA, 50% RB, 20 MHz, QPSK)	X	2.86	70.12	16.78	0.00	150.0	± 9.6 %
		Y	2.47	68.04	15.44		150.0	
		Z	2.66	69.28	16.30		150.0	
10298-AAC	LTE-FDD (SC-FDMA, 50% RB, 3 MHz, QPSK)	X	1.72	68.67	14.95	0.00	150.0	± 9.6 %
		Y	1.25	64.84	11.99		150.0	
		Z	1.45	66.83	13.43		150.0	
10299-AAC	LTE-FDD (SC-FDMA, 50% RB, 3 MHz, 16-QAM)	X	3.76	73.98	16.75	0.00	150.0	± 9.6 %
		Y	2.44	68.23	13.44		150.0	
		Z	3.56	73.19	15.68		150.0	
10300-AAC	LTE-FDD (SC-FDMA, 50% RB, 3 MHz, 64-QAM)	X	2.57	67.80	13.32	0.00	150.0	± 9.6 %
		Y	1.89	64.33	10.83		150.0	
		Z	2.25	66.42	11.95		150.0	
10301-AAA	IEEE 802.16e WiMAX (29:18, 5ms, 10MHz, QPSK, PUSC)	X	5.34	67.21	18.36	4.17	50.0	± 9.6 %
		Y	4.92	66.04	17.49		50.0	
		Z	5.00	66.39	17.73		50.0	
10302-AAA	IEEE 802.16e WiMAX (29:18, 5ms, 10MHz, QPSK, PUSC, 3 CTRL symbols)	X	5.75	67.51	18.91	4.96	50.0	± 9.6 %
		Y	5.39	66.46	18.07		50.0	
		Z	5.48	66.98	18.44		50.0	



10303-AAA	IEEE 802.16e WiMAX (31:15, 5ms, 10MHz, 64QAM, PUSC)	X	5.55	67.40	18.88	4.96	50.0	± 9.6 %
		Y	5.18	66.25	17.96		50.0	
		Z	5.26	66.77	18.34		50.0	
10304-AAA	IEEE 802.16e WiMAX (29:18, 5ms, 10MHz, 64QAM, PUSC)	X	5.27	66.95	18.19	4.17	50.0	± 9.6 %
		Y	4.92	65.91	17.36		50.0	
		Z	5.02	66.46	17.74		50.0	
10305-AAA	IEEE 802.16e WiMAX (31:15, 10ms, 10MHz, 64QAM, PUSC, 15 symbols)	X	6.02	73.68	22.76	6.02	35.0	± 9.6 %
		Y	5.62	72.10	21.29		35.0	
		Z	5.50	71.99	21.48		35.0	
10306-AAA	IEEE 802.16e WiMAX (29:18, 10ms, 10MHz, 64QAM, PUSC, 18 symbols)	X	5.71	70.24	21.22	6.02	35.0	± 9.6 %
		Y	5.41	69.23	20.17		35.0	
		Z	5.36	69.27	20.36		35.0	
10307-AAA	IEEE 802.16e WiMAX (29:18, 10ms, 10MHz, QPSK, PUSC, 18 symbols)	X	5.75	70.97	21.43	6.02	35.0	± 9.6 %
		Y	5.41	69.78	20.28		35.0	
		Z	5.34	69.76	20.46		35.0	
10308-AAA	IEEE 802.16e WiMAX (29:18, 10ms, 10MHz, 16QAM, PUSC)	X	5.78	71.40	21.67	6.02	35.0	± 9.6 %
		Y	5.44	70.16	20.49		35.0	
		Z	5.37	70.16	20.68		35.0	
10309-AAA	IEEE 802.16e WiMAX (29:18, 10ms, 10MHz, 16QAM, AMC 2x3, 18 symbols)	X	5.81	70.57	21.41	6.02	35.0	± 9.6 %
		Y	5.47	69.45	20.31		35.0	
		Z	5.42	69.49	20.51		35.0	
10310-AAA	IEEE 802.16e WiMAX (29:18, 10ms, 10MHz, QPSK, AMC 2x3, 18 symbols)	X	5.71	70.51	21.28	6.02	35.0	± 9.6 %
		Y	5.40	69.46	20.21		35.0	
		Z	5.35	69.48	20.40		35.0	
10311-AAC	LTE-FDD (SC-FDMA, 100% RB, 15 MHz, QPSK)	X	3.22	69.41	16.42	0.00	150.0	± 9.6 %
		Y	2.80	67.40	15.19		150.0	
		Z	3.01	68.61	15.98		150.0	
10313-AAA	iDEN 1:3	X	8.72	81.59	19.46	6.99	70.0	± 9.6 %
		Y	4.16	71.30	14.92		70.0	
		Z	6.60	78.28	18.09		70.0	
10314-AAA	iDEN 1:6	X	16.37	95.12	26.54	10.00	30.0	± 9.6 %
		Y	5.55	77.14	19.77		30.0	
		Z	11.38	90.04	24.85		30.0	
10315-AAB	IEEE 802.11b WiFi 2.4 GHz (DSSS, 1 Mbps, 96pc duty cycle)	X	1.13	64.52	15.64	0.17	150.0	± 9.6 %
		Y	0.98	62.76	14.03		150.0	
		Z	1.08	63.88	15.03		150.0	
10316-AAB	IEEE 802.11g WiFi 2.4 GHz (ERP-OFDM, 6 Mbps, 96pc duty cycle)	X	4.66	66.76	16.37	0.17	150.0	± 9.6 %
		Y	4.47	66.30	15.96		150.0	
		Z	4.54	66.67	16.21		150.0	
10317-AAC	IEEE 802.11a WiFi 5 GHz (OFDM, 6 Mbps, 96pc duty cycle)	X	4.66	66.76	16.37	0.17	150.0	± 9.6 %
		Y	4.47	66.30	15.96		150.0	
		Z	4.54	66.67	16.21		150.0	
10400-AAD	IEEE 802.11ac WiFi (20MHz, 64-QAM, 99pc duty cycle)	X	4.76	67.01	16.29	0.00	150.0	± 9.6 %
		Y	4.55	66.53	15.90		150.0	
		Z	4.62	66.89	16.13		150.0	
10401-AAD	IEEE 802.11ac WiFi (40MHz, 64-QAM, 99pc duty cycle)	X	5.41	67.10	16.39	0.00	150.0	± 9.6 %
		Y	5.28	66.83	16.15		150.0	
		Z	5.32	67.06	16.30		150.0	

10402-AAD	IEEE 802.11ac WiFi (80MHz, 64-QAM, 99pc duty cycle)	X	5.69	67.55	16.46	0.00	150.0	± 9.6 %
		Y	5.51	67.10	16.14		150.0	
		Z	5.58	67.39	16.32		150.0	
10403-AAB	CDMA2000 (1xEV-DO, Rev. 0)	X	1.63	69.96	14.95	0.00	115.0	± 9.6 %
		Y	1.04	64.71	11.14		115.0	
		Z	1.29	67.48	13.09		115.0	
10404-AAB	CDMA2000 (1xEV-DO, Rev. A)	X	1.63	69.96	14.95	0.00	115.0	± 9.6 %
		Y	1.04	64.71	11.14		115.0	
		Z	1.29	67.48	13.09		115.0	
10406-AAB	CDMA2000, RC3, SO32, SCH0, Full Rate	X	100.00	121.60	30.91	0.00	100.0	± 9.6 %
		Y	14.90	94.78	23.76		100.0	
		Z	100.00	118.00	28.98		100.0	
10410-AAD	LTE-TDD (SC-FDMA, 1 RB, 10 MHz, QPSK, UL Subframe=2,3,4,7,8,9, Subframe Conf=4)	X	100.00	120.72	30.61	3.23	80.0	± 9.6 %
		Y	52.68	109.61	27.00		80.0	
		Z	100.00	120.47	30.13		80.0	
10415-AAA	IEEE 802.11b WiFi 2.4 GHz (DSSS, 1 Mbps, 99pc duty cycle)	X	1.00	63.11	14.78	0.00	150.0	± 9.6 %
		Y	0.88	61.69	13.34		150.0	
		Z	0.97	62.68	14.28		150.0	
10416-AAA	IEEE 802.11g WiFi 2.4 GHz (ERP-OFDM, 6 Mbps, 99pc duty cycle)	X	4.58	66.65	16.23	0.00	150.0	± 9.6 %
		Y	4.40	66.22	15.86		150.0	
		Z	4.47	66.58	16.09		150.0	
10417-AAB	IEEE 802.11a/h WiFi 5 GHz (OFDM, 6 Mbps, 99pc duty cycle)	X	4.58	66.65	16.23	0.00	150.0	± 9.6 %
		Y	4.40	66.22	15.86		150.0	
		Z	4.47	66.58	16.09		150.0	
10418-AAA	IEEE 802.11g WiFi 2.4 GHz (DSSS-OFDM, 6 Mbps, 99pc duty cycle, Long preamble)	X	4.57	66.80	16.24	0.00	150.0	± 9.6 %
		Y	4.38	66.37	15.87		150.0	
		Z	4.46	66.75	16.11		150.0	
10419-AAA	IEEE 802.11g WiFi 2.4 GHz (DSSS-OFDM, 6 Mbps, 99pc duty cycle, Short preamble)	X	4.59	66.75	16.24	0.00	150.0	± 9.6 %
		Y	4.41	66.32	15.88		150.0	
		Z	4.48	66.69	16.11		150.0	
10422-AAB	IEEE 802.11n (HT Greenfield, 7.2 Mbps, BPSK)	X	4.71	66.75	16.26	0.00	150.0	± 9.6 %
		Y	4.52	66.34	15.90		150.0	
		Z	4.60	66.69	16.13		150.0	
10423-AAB	IEEE 802.11n (HT Greenfield, 43.3 Mbps, 16-QAM)	X	4.89	67.10	16.38	0.00	150.0	± 9.6 %
		Y	4.69	66.65	16.02		150.0	
		Z	4.76	67.00	16.24		150.0	
10424-AAB	IEEE 802.11n (HT Greenfield, 72.2 Mbps, 64-QAM)	X	4.81	67.04	16.35	0.00	150.0	± 9.6 %
		Y	4.61	66.59	15.99		150.0	
		Z	4.68	66.95	16.21		150.0	
10425-AAB	IEEE 802.11n (HT Greenfield, 15 Mbps, BPSK)	X	5.39	67.34	16.50	0.00	150.0	± 9.6 %
		Y	5.22	66.97	16.22		150.0	
		Z	5.27	67.22	16.38		150.0	
10426-AAB	IEEE 802.11n (HT Greenfield, 90 Mbps, 16-QAM)	X	5.39	67.34	16.50	0.00	150.0	± 9.6 %
		Y	5.23	67.01	16.23		150.0	
		Z	5.28	67.26	16.39		150.0	

10427-AAB	IEEE 802.11n (HT Greenfield, 150 Mbps, 64-QAM)	X	5.41	67.34	16.49	0.00	150.0	± 9.6 %
		Y	5.24	66.97	16.22		150.0	
		Z	5.29	67.23	16.38		150.0	
10430-AAB	LTE-FDD (OFDMA, 5 MHz, E-TM 3.1)	X	4.30	70.55	18.18	0.00	150.0	± 9.6 %
		Y	4.12	70.52	17.85		150.0	
		Z	4.23	71.03	18.16		150.0	
10431-AAB	LTE-FDD (OFDMA, 10 MHz, E-TM 3.1)	X	4.29	67.21	16.27	0.00	150.0	± 9.6 %
		Y	4.05	66.67	15.77		150.0	
		Z	4.14	67.11	16.06		150.0	
10432-AAB	LTE-FDD (OFDMA, 15 MHz, E-TM 3.1)	X	4.58	67.09	16.31	0.00	150.0	± 9.6 %
		Y	4.37	66.61	15.90		150.0	
		Z	4.44	66.99	16.15		150.0	
10433-AAB	LTE-FDD (OFDMA, 20 MHz, E-TM 3.1)	X	4.82	67.08	16.38	0.00	150.0	± 9.6 %
		Y	4.62	66.63	16.01		150.0	
		Z	4.69	66.98	16.23		150.0	
10434-AAA	W-CDMA (BS Test Model 1, 64 DPCH)	X	4.41	71.40	18.19	0.00	150.0	± 9.6 %
		Y	4.20	71.25	17.73		150.0	
		Z	4.35	71.94	18.12		150.0	
10435-AAC	LTE-TDD (SC-FDMA, 1 RB, 20 MHz, QPSK, UL Subframe=2,3,4,7,8,9)	X	100.00	120.54	30.53	3.23	80.0	± 9.6 %
		Y	46.85	107.92	26.54		80.0	
		Z	100.00	120.26	30.03		80.0	
10447-AAB	LTE-FDD (OFDMA, 5 MHz, E-TM 3.1, Clipping 44%)	X	3.60	67.27	15.72	0.00	150.0	± 9.6 %
		Y	3.31	66.43	14.88		150.0	
		Z	3.42	67.06	15.30		150.0	
10448-AAB	LTE-FDD (OFDMA, 10 MHz, E-TM 3.1, Clipping 44%)	X	4.12	66.99	16.13	0.00	150.0	± 9.6 %
		Y	3.90	66.44	15.61		150.0	
		Z	3.98	66.89	15.92		150.0	
10449-AAB	LTE-FDD (OFDMA, 15 MHz, E-TM 3.1, Clipping 44%)	X	4.38	66.92	16.22	0.00	150.0	± 9.6 %
		Y	4.18	66.42	15.78		150.0	
		Z	4.26	66.82	16.05		150.0	
10450-AAB	LTE-FDD (OFDMA, 20 MHz, E-TM 3.1, Clipping 44%)	X	4.57	66.85	16.23	0.00	150.0	± 9.6 %
		Y	4.38	66.38	15.84		150.0	
		Z	4.46	66.75	16.09		150.0	
10451-AAA	W-CDMA (BS Test Model 1, 64 DPCH, Clipping 44%)	X	3.51	67.52	15.42	0.00	150.0	± 9.6 %
		Y	3.17	66.45	14.38		150.0	
		Z	3.30	67.16	14.86		150.0	
10456-AAB	IEEE 802.11ac WiFi (160MHz, 64-QAM, 99pc duty cycle)	X	6.24	67.91	16.66	0.00	150.0	± 9.6 %
		Y	6.09	67.55	16.40		150.0	
		Z	6.14	67.78	16.54		150.0	
10457-AAA	UMTS-FDD (DC-HSDPA)	X	3.80	65.28	15.95	0.00	150.0	± 9.6 %
		Y	3.67	64.86	15.55		150.0	
		Z	3.74	65.24	15.80		150.0	
10458-AAA	CDMA2000 (1xEV-DO, Rev. B, 2 carriers)	X	4.04	70.60	17.63	0.00	150.0	± 9.6 %
		Y	3.78	70.18	16.90		150.0	
		Z	3.96	71.06	17.41		150.0	
10459-AAA	CDMA2000 (1xEV-DO, Rev. B, 3 carriers)	X	5.10	67.92	18.04	0.00	150.0	± 9.6 %
		Y	5.04	68.55	18.14		150.0	
		Z	5.06	68.63	18.14		150.0	

10460-AAA	UMTS-FDD (WCDMA, AMR)	X	0.93	69.01	16.61	0.00	150.0	± 9.6 %
		Y	0.67	64.78	13.34		150.0	
		Z	0.83	67.12	15.33		150.0	
10461-AAA	LTE-TDD (SC-FDMA, 1 RB, 1.4 MHz, QPSK, UL Subframe=2,3,4,7,8,9)	X	100.00	125.37	32.80	3.29	80.0	± 9.6 %
		Y	100.00	120.09	30.00		80.0	
		Z	100.00	125.85	32.64		80.0	
10462-AAA	LTE-TDD (SC-FDMA, 1 RB, 1.4 MHz, 16-QAM, UL Subframe=2,3,4,7,8,9)	X	100.00	109.15	25.16	3.23	80.0	± 9.6 %
		Y	2.88	68.96	12.87		80.0	
		Z	100.00	106.54	23.80		80.0	
10463-AAA	LTE-TDD (SC-FDMA, 1 RB, 1.4 MHz, 64-QAM, UL Subframe=2,3,4,7,8,9)	X	100.00	105.92	23.62	3.23	80.0	± 9.6 %
		Y	1.89	64.22	10.46		80.0	
		Z	16.73	86.00	17.87		80.0	
10464-AAA	LTE-TDD (SC-FDMA, 1 RB, 3 MHz, QPSK, UL Subframe=2,3,4,7,8,9)	X	100.00	123.34	31.70	3.23	80.0	± 9.6 %
		Y	100.00	117.53	28.68		80.0	
		Z	100.00	123.49	31.39		80.0	
10465-AAA	LTE-TDD (SC-FDMA, 1 RB, 3 MHz, 16-QAM, UL Subframe=2,3,4,7,8,9)	X	100.00	108.60	24.90	3.23	80.0	± 9.6 %
		Y	2.49	67.43	12.20		80.0	
		Z	100.00	105.93	23.31		80.0	
10466-AAA	LTE-TDD (SC-FDMA, 1 RB, 3 MHz, 64-QAM, UL Subframe=2,3,4,7,8,9)	X	99.93	105.40	23.38	3.23	80.0	± 9.6 %
		Y	1.76	63.52	10.09		80.0	
		Z	7.76	78.49	15.68		80.0	
10467-AAC	LTE-TDD (SC-FDMA, 1 RB, 5 MHz, QPSK, UL Subframe=2,3,4,7,8,9)	X	100.00	123.57	31.81	3.23	80.0	± 9.6 %
		Y	100.00	117.78	28.79		80.0	
		Z	100.00	123.77	31.51		80.0	
10468-AAC	LTE-TDD (SC-FDMA, 1 RB, 5 MHz, 16-QAM, UL Subframe=2,3,4,7,8,9)	X	100.00	108.77	24.97	3.23	80.0	± 9.6 %
		Y	2.58	67.81	12.37		80.0	
		Z	100.00	106.13	23.39		80.0	
10469-AAC	LTE-TDD (SC-FDMA, 1 RB, 5 MHz, 64-QAM, UL Subframe=2,3,4,7,8,9)	X	100.00	105.42	23.38	3.23	80.0	± 9.6 %
		Y	1.76	63.54	10.10		80.0	
		Z	7.98	78.76	15.76		80.0	
10470-AAC	LTE-TDD (SC-FDMA, 1 RB, 10 MHz, QPSK, UL Subframe=2,3,4,7,8,9)	X	100.00	123.60	31.81	3.23	80.0	± 9.6 %
		Y	100.00	117.78	28.78		80.0	
		Z	100.00	123.80	31.51		80.0	
10471-AAC	LTE-TDD (SC-FDMA, 1 RB, 10 MHz, 16-QAM, UL Subframe=2,3,4,7,8,9)	X	100.00	108.72	24.94	3.23	80.0	± 9.6 %
		Y	2.56	67.74	12.33		80.0	
		Z	100.00	106.06	23.36		80.0	
10472-AAC	LTE-TDD (SC-FDMA, 1 RB, 10 MHz, 64-QAM, UL Subframe=2,3,4,7,8,9)	X	99.99	105.37	23.35	3.23	80.0	± 9.6 %
		Y	1.76	63.49	10.07		80.0	
		Z	7.85	78.59	15.70		80.0	
10473-AAC	LTE-TDD (SC-FDMA, 1 RB, 15 MHz, QPSK, UL Subframe=2,3,4,7,8,9)	X	100.00	123.57	31.80	3.23	80.0	± 9.6 %
		Y	100.00	117.75	28.77		80.0	
		Z	100.00	123.76	31.50		80.0	
10474-AAC	LTE-TDD (SC-FDMA, 1 RB, 15 MHz, 16-QAM, UL Subframe=2,3,4,7,8,9)	X	100.00	108.72	24.94	3.23	80.0	± 9.6 %
		Y	2.55	67.70	12.31		80.0	
		Z	100.00	106.07	23.36		80.0	
10475-AAC	LTE-TDD (SC-FDMA, 1 RB, 15 MHz, 64-QAM, UL Subframe=2,3,4,7,8,9)	X	100.00	105.38	23.36	3.23	80.0	± 9.6 %
		Y	1.75	63.48	10.06		80.0	
		Z	7.74	78.46	15.66		80.0	

10477-AAC	LTE-TDD (SC-FDMA, 1 RB, 20 MHz, 16-QAM, UL Subframe=2,3,4,7,8,9)	X	100.00	108.56	24.86	3.23	80.0	± 9.6 %
		Y	2.48	67.39	12.17		80.0	
		Z	100.00	105.88	23.27		80.0	
10478-AAC	LTE-TDD (SC-FDMA, 1 RB, 20 MHz, 64-QAM, UL Subframe=2,3,4,7,8,9)	X	99.93	105.32	23.33	3.23	80.0	± 9.6 %
		Y	1.75	63.43	10.04		80.0	
		Z	7.52	78.16	15.56		80.0	
10479-AAA	LTE-TDD (SC-FDMA, 50% RB, 1.4 MHz, QPSK, UL Subframe=2,3,4,7,8,9)	X	24.99	103.36	28.63	3.23	80.0	± 9.6 %
		Y	10.71	88.94	23.39		80.0	
		Z	51.18	114.04	30.82		80.0	
10480-AAA	LTE-TDD (SC-FDMA, 50% RB, 1.4 MHz, 16-QAM, UL Subframe=2,3,4,7,8,9)	X	27.08	97.74	25.20	3.23	80.0	± 9.6 %
		Y	7.39	78.93	18.50		80.0	
		Z	49.11	104.52	26.12		80.0	
10481-AAA	LTE-TDD (SC-FDMA, 50% RB, 1.4 MHz, 64-QAM, UL Subframe=2,3,4,7,8,9)	X	20.64	93.00	23.51	3.23	80.0	± 9.6 %
		Y	5.77	75.21	16.85		80.0	
		Z	27.39	95.68	23.40		80.0	
10482-AAA	LTE-TDD (SC-FDMA, 50% RB, 3 MHz, QPSK, UL Subframe=2,3,4,7,8,9)	X	6.61	81.76	20.77	2.23	80.0	± 9.6 %
		Y	2.69	68.93	14.80		80.0	
		Z	4.28	75.68	17.93		80.0	
10483-AAA	LTE-TDD (SC-FDMA, 50% RB, 3 MHz, 16-QAM, UL Subframe=2,3,4,7,8,9)	X	11.30	85.70	21.82	2.23	80.0	± 9.6 %
		Y	4.71	72.93	16.32		80.0	
		Z	10.22	83.74	20.39		80.0	
10484-AAA	LTE-TDD (SC-FDMA, 50% RB, 3 MHz, 64-QAM, UL Subframe=2,3,4,7,8,9)	X	9.81	83.50	21.12	2.23	80.0	± 9.6 %
		Y	4.39	71.84	15.90		80.0	
		Z	8.50	81.12	19.54		80.0	
10485-AAC	LTE-TDD (SC-FDMA, 50% RB, 5 MHz, QPSK, UL Subframe=2,3,4,7,8,9)	X	6.41	81.73	21.60	2.23	80.0	± 9.6 %
		Y	3.29	71.60	16.89		80.0	
		Z	4.73	77.46	19.61		80.0	
10486-AAC	LTE-TDD (SC-FDMA, 50% RB, 5 MHz, 16-QAM, UL Subframe=2,3,4,7,8,9)	X	4.82	74.22	18.45	2.23	80.0	± 9.6 %
		Y	3.14	68.00	14.98		80.0	
		Z	3.94	71.61	16.84		80.0	
10487-AAC	LTE-TDD (SC-FDMA, 50% RB, 5 MHz, 64-QAM, UL Subframe=2,3,4,7,8,9)	X	4.72	73.57	18.19	2.23	80.0	± 9.6 %
		Y	3.14	67.70	14.85		80.0	
		Z	3.89	71.06	16.60		80.0	
10488-AAC	LTE-TDD (SC-FDMA, 50% RB, 10 MHz, QPSK, UL Subframe=2,3,4,7,8,9)	X	5.77	78.61	21.05	2.23	80.0	± 9.6 %
		Y	3.74	71.84	17.80		80.0	
		Z	4.64	75.66	19.71		80.0	
10489-AAC	LTE-TDD (SC-FDMA, 50% RB, 10 MHz, 16-QAM, UL Subframe=2,3,4,7,8,9)	X	4.63	72.48	18.80	2.23	80.0	± 9.6 %
		Y	3.63	68.80	16.66		80.0	
		Z	4.11	71.03	17.91		80.0	
10490-AAC	LTE-TDD (SC-FDMA, 50% RB, 10 MHz, 64-QAM, UL Subframe=2,3,4,7,8,9)	X	4.68	72.08	18.66	2.23	80.0	± 9.6 %
		Y	3.73	68.67	16.64		80.0	
		Z	4.18	70.76	17.81		80.0	
10491-AAC	LTE-TDD (SC-FDMA, 50% RB, 15 MHz, QPSK, UL Subframe=2,3,4,7,8,9)	X	5.40	75.41	19.95	2.23	80.0	± 9.6 %
		Y	3.98	70.66	17.54		80.0	
		Z	4.61	73.35	18.98		80.0	
10492-AAC	LTE-TDD (SC-FDMA, 50% RB, 15 MHz, 16-QAM, UL Subframe=2,3,4,7,8,9)	X	4.79	71.03	18.46	2.23	80.0	± 9.6 %
		Y	4.01	68.31	16.84		80.0	
		Z	4.35	69.91	17.78		80.0	

10493-AAC	LTE-TDD (SC-FDMA, 50% RB, 15 MHz, 64-QAM, UL Subframe=2,3,4,7,8,9)	X	4.84	70.78	18.38	2.23	80.0	± 9.6 %
		Y	4.07	68.21	16.82		80.0	
		Z	4.41	69.73	17.72		80.0	
10494-AAC	LTE-TDD (SC-FDMA, 50% RB, 20 MHz, QPSK, UL Subframe=2,3,4,7,8,9)	X	6.18	77.69	20.63	2.23	80.0	± 9.6 %
		Y	4.27	71.91	17.89		80.0	
		Z	5.10	75.11	19.51		80.0	
10495-AAC	LTE-TDD (SC-FDMA, 50% RB, 20 MHz, 16-QAM, UL Subframe=2,3,4,7,8,9)	X	4.89	71.61	18.71	2.23	80.0	± 9.6 %
		Y	4.04	68.68	17.03		80.0	
		Z	4.41	70.35	18.00		80.0	
10496-AAC	LTE-TDD (SC-FDMA, 50% RB, 20 MHz, 64-QAM, UL Subframe=2,3,4,7,8,9)	X	4.91	71.12	18.55	2.23	80.0	± 9.6 %
		Y	4.12	68.46	16.98		80.0	
		Z	4.46	69.99	17.89		80.0	
10497-AAA	LTE-TDD (SC-FDMA, 100% RB, 1.4 MHz, QPSK, UL Subframe=2,3,4,7,8,9)	X	5.03	77.46	18.40	2.23	80.0	± 9.6 %
		Y	1.85	64.41	11.81		80.0	
		Z	2.83	69.89	14.64		80.0	
10498-AAA	LTE-TDD (SC-FDMA, 100% RB, 1.4 MHz, 16-QAM, UL Subframe=2,3,4,7,8,9)	X	3.04	68.00	13.73	2.23	80.0	± 9.6 %
		Y	1.58	60.64	9.01		80.0	
		Z	1.87	62.71	10.38		80.0	
10499-AAA	LTE-TDD (SC-FDMA, 100% RB, 1.4 MHz, 64-QAM, UL Subframe=2,3,4,7,8,9)	X	2.89	67.10	13.20	2.23	80.0	± 9.6 %
		Y	1.55	60.27	8.69		80.0	
		Z	1.80	62.06	9.91		80.0	
10500-AAA	LTE-TDD (SC-FDMA, 100% RB, 3 MHz, QPSK, UL Subframe=2,3,4,7,8,9)	X	5.85	79.67	21.13	2.23	80.0	± 9.6 %
		Y	3.43	71.51	17.20		80.0	
		Z	4.56	76.29	19.51		80.0	
10501-AAA	LTE-TDD (SC-FDMA, 100% RB, 3 MHz, 16-QAM, UL Subframe=2,3,4,7,8,9)	X	4.71	73.38	18.53	2.23	80.0	± 9.6 %
		Y	3.37	68.44	15.69		80.0	
		Z	4.04	71.45	17.28		80.0	
10502-AAA	LTE-TDD (SC-FDMA, 100% RB, 3 MHz, 64-QAM, UL Subframe=2,3,4,7,8,9)	X	4.74	73.07	18.35	2.23	80.0	± 9.6 %
		Y	3.42	68.30	15.58		80.0	
		Z	4.07	71.20	17.12		80.0	
10503-AAC	LTE-TDD (SC-FDMA, 100% RB, 5 MHz, QPSK, UL Subframe=2,3,4,7,8,9)	X	5.68	78.36	20.94	2.23	80.0	± 9.6 %
		Y	3.69	71.63	17.70		80.0	
		Z	4.57	75.41	19.60		80.0	
10504-AAC	LTE-TDD (SC-FDMA, 100% RB, 5 MHz, 16-QAM, UL Subframe=2,3,4,7,8,9)	X	4.61	72.37	18.74	2.23	80.0	± 9.6 %
		Y	3.61	68.70	16.60		80.0	
		Z	4.08	70.92	17.85		80.0	
10505-AAC	LTE-TDD (SC-FDMA, 100% RB, 5 MHz, 64-QAM, UL Subframe=2,3,4,7,8,9)	X	4.65	71.98	18.60	2.23	80.0	± 9.6 %
		Y	3.70	68.57	16.58		80.0	
		Z	4.15	70.65	17.75		80.0	
10506-AAC	LTE-TDD (SC-FDMA, 100% RB, 10 MHz, QPSK, UL Subframe=2,3,4,7,8,9)	X	6.12	77.51	20.55	2.23	80.0	± 9.6 %
		Y	4.23	71.76	17.81		80.0	
		Z	5.05	74.93	19.43		80.0	
10507-AAC	LTE-TDD (SC-FDMA, 100% RB, 10 MHz, 16-QAM, UL Subframe=2,3,4,7,8,9)	X	4.87	71.54	18.67	2.23	80.0	± 9.6 %
		Y	4.03	68.61	16.98		80.0	
		Z	4.39	70.28	17.95		80.0	

10508-AAC	LTE-TDD (SC-FDMA, 100% RB, 10 MHz, 64-QAM, UL Subframe=2,3,4,7,8,9)	X	4.89	71.05	18.50	2.23	80.0	± 9.6 %
		Y	4.11	68.38	16.94		80.0	
		Z	4.44	69.91	17.84		80.0	
10509-AAC	LTE-TDD (SC-FDMA, 100% RB, 15 MHz, QPSK, UL Subframe=2,3,4,7,8,9)	X	5.96	74.88	19.56	2.23	80.0	± 9.6 %
		Y	4.57	70.72	17.48		80.0	
		Z	5.19	73.07	18.73		80.0	
10510-AAC	LTE-TDD (SC-FDMA, 100% RB, 15 MHz, 16-QAM, UL Subframe=2,3,4,7,8,9)	X	5.27	70.82	18.44	2.23	80.0	± 9.6 %
		Y	4.52	68.43	17.07		80.0	
		Z	4.83	69.75	17.85		80.0	
10511-AAC	LTE-TDD (SC-FDMA, 100% RB, 15 MHz, 64-QAM, UL Subframe=2,3,4,7,8,9)	X	5.27	70.43	18.33	2.23	80.0	± 9.6 %
		Y	4.58	68.22	17.03		80.0	
		Z	4.86	69.45	17.77		80.0	
10512-AAC	LTE-TDD (SC-FDMA, 100% RB, 20 MHz, QPSK, UL Subframe=2,3,4,7,8,9)	X	6.66	77.38	20.34	2.23	80.0	± 9.6 %
		Y	4.73	71.97	17.80		80.0	
		Z	5.58	74.94	19.30		80.0	
10513-AAC	LTE-TDD (SC-FDMA, 100% RB, 20 MHz, 16-QAM, UL Subframe=2,3,4,7,8,9)	X	5.21	71.34	18.64	2.23	80.0	± 9.6 %
		Y	4.41	68.67	17.14		80.0	
		Z	4.74	70.10	17.99		80.0	
10514-AAC	LTE-TDD (SC-FDMA, 100% RB, 20 MHz, 64-QAM, UL Subframe=2,3,4,7,8,9)	X	5.16	70.71	18.44	2.23	80.0	± 9.6 %
		Y	4.43	68.30	17.06		80.0	
		Z	4.73	69.61	17.84		80.0	
10515-AAA	IEEE 802.11b WiFi 2.4 GHz (DSSS, 2 Mbps, 99pc duty cycle)	X	0.96	63.31	14.85	0.00	150.0	± 9.6 %
		Y	0.84	61.78	13.32		150.0	
		Z	0.94	62.83	14.31		150.0	
10516-AAA	IEEE 802.11b WiFi 2.4 GHz (DSSS, 5.5 Mbps, 99pc duty cycle)	X	0.65	72.36	18.25	0.00	150.0	± 9.6 %
		Y	0.38	65.35	12.87		150.0	
		Z	0.52	68.34	15.90		150.0	
10517-AAA	IEEE 802.11b WiFi 2.4 GHz (DSSS, 11 Mbps, 99pc duty cycle)	X	0.82	65.48	15.61	0.00	150.0	± 9.6 %
		Y	0.66	62.90	13.28		150.0	
		Z	0.77	64.43	14.74		150.0	
10518-AAB	IEEE 802.11a/h WiFi 5 GHz (OFDM, 9 Mbps, 99pc duty cycle)	X	4.57	66.72	16.21	0.00	150.0	± 9.6 %
		Y	4.39	66.29	15.83		150.0	
		Z	4.46	66.66	16.07		150.0	
10519-AAB	IEEE 802.11a/h WiFi 5 GHz (OFDM, 12 Mbps, 99pc duty cycle)	X	4.77	66.98	16.33	0.00	150.0	± 9.6 %
		Y	4.57	66.53	15.96		150.0	
		Z	4.64	66.88	16.18		150.0	
10520-AAB	IEEE 802.11a/h WiFi 5 GHz (OFDM, 18 Mbps, 99pc duty cycle)	X	4.62	66.95	16.26	0.00	150.0	± 9.6 %
		Y	4.42	66.47	15.86		150.0	
		Z	4.49	66.83	16.10		150.0	
10521-AAB	IEEE 802.11a/h WiFi 5 GHz (OFDM, 24 Mbps, 99pc duty cycle)	X	4.56	66.96	16.25	0.00	150.0	± 9.6 %
		Y	4.35	66.45	15.84		150.0	
		Z	4.43	66.82	16.08		150.0	
10522-AAB	IEEE 802.11a/h WiFi 5 GHz (OFDM, 36 Mbps, 99pc duty cycle)	X	4.61	67.00	16.31	0.00	150.0	± 9.6 %
		Y	4.41	66.56	15.94		150.0	
		Z	4.49	66.93	16.18		150.0	

10523-AAB	IEEE 802.11a/h WiFi 5 GHz (OFDM, 48 Mbps, 99pc duty cycle)	X	4.49	66.88	16.16	0.00	150.0	± 9.6 %
		Y	4.29	66.41	15.77		150.0	
		Z	4.37	66.81	16.03		150.0	
10524-AAB	IEEE 802.11a/h WiFi 5 GHz (OFDM, 54 Mbps, 99pc duty cycle)	X	4.56	66.93	16.29	0.00	150.0	± 9.6 %
		Y	4.35	66.47	15.90		150.0	
		Z	4.43	66.84	16.14		150.0	
10525-AAB	IEEE 802.11ac WiFi (20MHz, MCS0, 99pc duty cycle)	X	4.53	65.97	15.88	0.00	150.0	± 9.6 %
		Y	4.34	65.51	15.50		150.0	
		Z	4.42	65.91	15.75		150.0	
10526-AAB	IEEE 802.11ac WiFi (20MHz, MCS1, 99pc duty cycle)	X	4.72	66.36	16.02	0.00	150.0	± 9.6 %
		Y	4.50	65.86	15.64		150.0	
		Z	4.58	66.26	15.88		150.0	
10527-AAB	IEEE 802.11ac WiFi (20MHz, MCS2, 99pc duty cycle)	X	4.63	66.33	15.97	0.00	150.0	± 9.6 %
		Y	4.42	65.81	15.57		150.0	
		Z	4.50	66.22	15.82		150.0	
10528-AAB	IEEE 802.11ac WiFi (20MHz, MCS3, 99pc duty cycle)	X	4.65	66.35	16.00	0.00	150.0	± 9.6 %
		Y	4.44	65.83	15.60		150.0	
		Z	4.52	66.23	15.85		150.0	
10529-AAB	IEEE 802.11ac WiFi (20MHz, MCS4, 99pc duty cycle)	X	4.65	66.35	16.00	0.00	150.0	± 9.6 %
		Y	4.44	65.83	15.60		150.0	
		Z	4.52	66.23	15.85		150.0	
10531-AAB	IEEE 802.11ac WiFi (20MHz, MCS6, 99pc duty cycle)	X	4.65	66.47	16.02	0.00	150.0	± 9.6 %
		Y	4.43	65.92	15.60		150.0	
		Z	4.51	66.32	15.86		150.0	
10532-AAB	IEEE 802.11ac WiFi (20MHz, MCS7, 99pc duty cycle)	X	4.51	66.33	15.96	0.00	150.0	± 9.6 %
		Y	4.29	65.76	15.53		150.0	
		Z	4.37	66.17	15.79		150.0	
10533-AAB	IEEE 802.11ac WiFi (20MHz, MCS8, 99pc duty cycle)	X	4.66	66.38	15.99	0.00	150.0	± 9.6 %
		Y	4.45	65.88	15.59		150.0	
		Z	4.53	66.29	15.85		150.0	
10534-AAB	IEEE 802.11ac WiFi (40MHz, MCS0, 99pc duty cycle)	X	5.17	66.46	16.05	0.00	150.0	± 9.6 %
		Y	4.99	66.00	15.72		150.0	
		Z	5.06	66.33	15.92		150.0	
10535-AAB	IEEE 802.11ac WiFi (40MHz, MCS1, 99pc duty cycle)	X	5.23	66.61	16.11	0.00	150.0	± 9.6 %
		Y	5.05	66.18	15.80		150.0	
		Z	5.12	66.50	16.00		150.0	
10536-AAB	IEEE 802.11ac WiFi (40MHz, MCS2, 99pc duty cycle)	X	5.11	66.59	16.08	0.00	150.0	± 9.6 %
		Y	4.92	66.11	15.74		150.0	
		Z	4.99	66.46	15.96		150.0	
10537-AAB	IEEE 802.11ac WiFi (40MHz, MCS3, 99pc duty cycle)	X	5.17	66.55	16.07	0.00	150.0	± 9.6 %
		Y	4.98	66.09	15.73		150.0	
		Z	5.05	66.42	15.94		150.0	
10538-AAB	IEEE 802.11ac WiFi (40MHz, MCS4, 99pc duty cycle)	X	5.27	66.59	16.13	0.00	150.0	± 9.6 %
		Y	5.07	66.11	15.79		150.0	
		Z	5.13	66.43	15.99		150.0	
10540-AAB	IEEE 802.11ac WiFi (40MHz, MCS6, 99pc duty cycle)	X	5.18	66.58	16.14	0.00	150.0	± 9.6 %
		Y	5.00	66.14	15.81		150.0	
		Z	5.06	66.43	16.00		150.0	



10541-AAB	IEEE 802.11ac WiFi (40MHz, MCS7, 99pc duty cycle)	X	5.16	66.47	16.08	0.00	150.0	± 9.6 %
		Y	4.98	66.00	15.74		150.0	
		Z	5.04	66.33	15.94		150.0	
10542-AAB	IEEE 802.11ac WiFi (40MHz, MCS8, 99pc duty cycle)	X	5.31	66.52	16.12	0.00	150.0	± 9.6 %
		Y	5.13	66.08	15.80		150.0	
		Z	5.20	66.40	15.99		150.0	
10543-AAB	IEEE 802.11ac WiFi (40MHz, MCS9, 99pc duty cycle)	X	5.39	66.55	16.15	0.00	150.0	± 9.6 %
		Y	5.21	66.12	15.85		150.0	
		Z	5.27	66.42	16.03		150.0	
10544-AAB	IEEE 802.11ac WiFi (80MHz, MCS0, 99pc duty cycle)	X	5.46	66.58	16.04	0.00	150.0	± 9.6 %
		Y	5.30	66.13	15.73		150.0	
		Z	5.37	66.45	15.92		150.0	
10545-AAB	IEEE 802.11ac WiFi (80MHz, MCS1, 99pc duty cycle)	X	5.66	66.96	16.17	0.00	150.0	± 9.6 %
		Y	5.49	66.55	15.89		150.0	
		Z	5.55	66.83	16.06		150.0	
10546-AAB	IEEE 802.11ac WiFi (80MHz, MCS2, 99pc duty cycle)	X	5.54	66.82	16.12	0.00	150.0	± 9.6 %
		Y	5.36	66.33	15.79		150.0	
		Z	5.43	66.63	15.98		150.0	
10547-AAB	IEEE 802.11ac WiFi (80MHz, MCS3, 99pc duty cycle)	X	5.62	66.87	16.14	0.00	150.0	± 9.6 %
		Y	5.43	66.37	15.81		150.0	
		Z	5.50	66.68	15.99		150.0	
10548-AAB	IEEE 802.11ac WiFi (80MHz, MCS4, 99pc duty cycle)	X	5.86	67.74	16.55	0.00	150.0	± 9.6 %
		Y	5.67	67.27	16.23		150.0	
		Z	5.69	67.44	16.35		150.0	
10550-AAB	IEEE 802.11ac WiFi (80MHz, MCS6, 99pc duty cycle)	X	5.56	66.80	16.12	0.00	150.0	± 9.6 %
		Y	5.39	66.36	15.82		150.0	
		Z	5.46	66.66	16.01		150.0	
10551-AAB	IEEE 802.11ac WiFi (80MHz, MCS7, 99pc duty cycle)	X	5.57	66.85	16.11	0.00	150.0	± 9.6 %
		Y	5.40	66.39	15.80		150.0	
		Z	5.46	66.70	15.98		150.0	
10552-AAB	IEEE 802.11ac WiFi (80MHz, MCS8, 99pc duty cycle)	X	5.49	66.65	16.02	0.00	150.0	± 9.6 %
		Y	5.31	66.19	15.71		150.0	
		Z	5.39	66.53	15.91		150.0	
10553-AAB	IEEE 802.11ac WiFi (80MHz, MCS9, 99pc duty cycle)	X	5.58	66.70	16.08	0.00	150.0	± 9.6 %
		Y	5.40	66.23	15.76		150.0	
		Z	5.46	66.55	15.95		150.0	
10554-AAC	IEEE 802.11ac WiFi (160MHz, MCS0, 99pc duty cycle)	X	5.86	66.94	16.13	0.00	150.0	± 9.6 %
		Y	5.71	66.51	15.83		150.0	
		Z	5.78	66.81	16.01		150.0	
10555-AAC	IEEE 802.11ac WiFi (160MHz, MCS1, 99pc duty cycle)	X	5.99	67.23	16.25	0.00	150.0	± 9.6 %
		Y	5.84	66.80	15.96		150.0	
		Z	5.90	67.08	16.13		150.0	
10556-AAC	IEEE 802.11ac WiFi (160MHz, MCS2, 99pc duty cycle)	X	6.01	67.27	16.26	0.00	150.0	± 9.6 %
		Y	5.86	66.85	15.98		150.0	
		Z	5.92	67.13	16.14		150.0	
10557-AAC	IEEE 802.11ac WiFi (160MHz, MCS3, 99pc duty cycle)	X	5.99	67.21	16.25	0.00	150.0	± 9.6 %
		Y	5.82	66.75	15.94		150.0	
		Z	5.88	67.04	16.12		150.0	

10558-AAC	IEEE 802.11ac WiFi (160MHz, MCS4, 99pc duty cycle)	X	6.04	67.37	16.35	0.00	150.0	± 9.6 %
		Y	5.87	66.91	16.04		150.0	
		Z	5.93	67.19	16.21		150.0	
10560-AAC	IEEE 802.11ac WiFi (160MHz, MCS6, 99pc duty cycle)	X	6.04	67.24	16.32	0.00	150.0	± 9.6 %
		Y	5.86	66.76	16.01		150.0	
		Z	5.93	67.06	16.18		150.0	
10561-AAC	IEEE 802.11ac WiFi (160MHz, MCS7, 99pc duty cycle)	X	5.96	67.19	16.33	0.00	150.0	± 9.6 %
		Y	5.79	66.74	16.03		150.0	
		Z	5.85	67.02	16.20		150.0	
10562-AAC	IEEE 802.11ac WiFi (160MHz, MCS8, 99pc duty cycle)	X	6.09	67.59	16.54	0.00	150.0	± 9.6 %
		Y	5.90	67.09	16.20		150.0	
		Z	5.95	67.34	16.36		150.0	
10563-AAC	IEEE 802.11ac WiFi (160MHz, MCS9, 99pc duty cycle)	X	6.40	68.10	16.74	0.00	150.0	± 9.6 %
		Y	6.09	67.26	16.25		150.0	
		Z	6.10	67.40	16.34		150.0	
10564-AAA	IEEE 802.11g WiFi 2.4 GHz (DSSS-OFDM, 9 Mbps, 99pc duty cycle)	X	4.91	66.83	16.38	0.46	150.0	± 9.6 %
		Y	4.72	66.39	16.00		150.0	
		Z	4.79	66.74	16.23		150.0	
10565-AAA	IEEE 802.11g WiFi 2.4 GHz (DSSS-OFDM, 12 Mbps, 99pc duty cycle)	X	5.15	67.28	16.70	0.46	150.0	± 9.6 %
		Y	4.95	66.86	16.35		150.0	
		Z	5.01	67.18	16.55		150.0	
10566-AAA	IEEE 802.11g WiFi 2.4 GHz (DSSS-OFDM, 18 Mbps, 99pc duty cycle)	X	4.98	67.15	16.53	0.46	150.0	± 9.6 %
		Y	4.78	66.68	16.14		150.0	
		Z	4.85	67.02	16.37		150.0	
10567-AAA	IEEE 802.11g WiFi 2.4 GHz (DSSS-OFDM, 24 Mbps, 99pc duty cycle)	X	5.01	67.53	16.87	0.46	150.0	± 9.6 %
		Y	4.81	67.10	16.52		150.0	
		Z	4.88	67.43	16.73		150.0	
10568-AAA	IEEE 802.11g WiFi 2.4 GHz (DSSS-OFDM, 36 Mbps, 99pc duty cycle)	X	4.90	66.92	16.31	0.46	150.0	± 9.6 %
		Y	4.69	66.43	15.89		150.0	
		Z	4.76	66.79	16.13		150.0	
10569-AAA	IEEE 802.11g WiFi 2.4 GHz (DSSS-OFDM, 48 Mbps, 99pc duty cycle)	X	4.96	67.60	16.92	0.46	150.0	± 9.6 %
		Y	4.77	67.21	16.59		150.0	
		Z	4.85	67.56	16.82		150.0	
10570-AAA	IEEE 802.11g WiFi 2.4 GHz (DSSS-OFDM, 54 Mbps, 99pc duty cycle)	X	5.00	67.44	16.85	0.46	150.0	± 9.6 %
		Y	4.80	67.04	16.52		150.0	
		Z	4.87	67.38	16.73		150.0	
10571-AAA	IEEE 802.11b WiFi 2.4 GHz (DSSS, 1 Mbps, 90pc duty cycle)	X	1.29	65.85	16.32	0.46	130.0	± 9.6 %
		Y	1.10	63.71	14.50		130.0	
		Z	1.22	64.94	15.58		130.0	
10572-AAA	IEEE 802.11b WiFi 2.4 GHz (DSSS, 2 Mbps, 90pc duty cycle)	X	1.31	66.54	16.72	0.46	130.0	± 9.6 %
		Y	1.11	64.23	14.81		130.0	
		Z	1.23	65.55	15.95		130.0	
10573-AAA	IEEE 802.11b WiFi 2.4 GHz (DSSS, 5.5 Mbps, 90pc duty cycle)	X	9.74	108.45	29.70	0.46	130.0	± 9.6 %
		Y	1.30	75.72	17.45		130.0	
		Z	2.64	87.43	23.09		130.0	
10574-AAA	IEEE 802.11b WiFi 2.4 GHz (DSSS, 11 Mbps, 90pc duty cycle)	X	1.61	74.07	20.25	0.46	130.0	± 9.6 %
		Y	1.18	69.07	17.08		130.0	
		Z	1.41	71.71	18.93		130.0	

10575-AAA	IEEE 802.11g WiFi 2.4 GHz (DSSS-OFDM, 6 Mbps, 90pc duty cycle)	X	4.71	66.68	16.48	0.46	130.0	± 9.6 %
		Y	4.52	66.23	16.07		130.0	
		Z	4.60	66.59	16.31		130.0	
10576-AAA	IEEE 802.11g WiFi 2.4 GHz (DSSS-OFDM, 9 Mbps, 90pc duty cycle)	X	4.74	66.84	16.54	0.46	130.0	± 9.6 %
		Y	4.55	66.40	16.14		130.0	
		Z	4.62	66.76	16.38		130.0	
10577-AAA	IEEE 802.11g WiFi 2.4 GHz (DSSS-OFDM, 12 Mbps, 90pc duty cycle)	X	4.95	67.14	16.71	0.46	130.0	± 9.6 %
		Y	4.75	66.69	16.32		130.0	
		Z	4.81	67.03	16.54		130.0	
10578-AAA	IEEE 802.11g WiFi 2.4 GHz (DSSS-OFDM, 18 Mbps, 90pc duty cycle)	X	4.85	67.32	16.81	0.46	130.0	± 9.6 %
		Y	4.65	66.85	16.42		130.0	
		Z	4.72	67.20	16.65		130.0	
10579-AAA	IEEE 802.11g WiFi 2.4 GHz (DSSS-OFDM, 24 Mbps, 90pc duty cycle)	X	4.62	66.66	16.16	0.46	130.0	± 9.6 %
		Y	4.40	66.07	15.67		130.0	
		Z	4.48	66.45	15.94		130.0	
10580-AAA	IEEE 802.11g WiFi 2.4 GHz (DSSS-OFDM, 36 Mbps, 90pc duty cycle)	X	4.67	66.65	16.17	0.46	130.0	± 9.6 %
		Y	4.45	66.12	15.69		130.0	
		Z	4.52	66.50	15.96		130.0	
10581-AAA	IEEE 802.11g WiFi 2.4 GHz (DSSS-OFDM, 48 Mbps, 90pc duty cycle)	X	4.76	67.38	16.77	0.46	130.0	± 9.6 %
		Y	4.54	66.88	16.35		130.0	
		Z	4.62	67.26	16.61		130.0	
10582-AAA	IEEE 802.11g WiFi 2.4 GHz (DSSS-OFDM, 54 Mbps, 90pc duty cycle)	X	4.57	66.41	15.96	0.46	130.0	± 9.6 %
		Y	4.35	65.82	15.45		130.0	
		Z	4.42	66.20	15.72		130.0	
10583-AAB	IEEE 802.11a/h WiFi 5 GHz (OFDM, 6 Mbps, 90pc duty cycle)	X	4.71	66.68	16.48	0.46	130.0	± 9.6 %
		Y	4.52	66.23	16.07		130.0	
		Z	4.60	66.59	16.31		130.0	
10584-AAB	IEEE 802.11a/h WiFi 5 GHz (OFDM, 9 Mbps, 90pc duty cycle)	X	4.74	66.84	16.54	0.46	130.0	± 9.6 %
		Y	4.55	66.40	16.14		130.0	
		Z	4.62	66.76	16.38		130.0	
10585-AAB	IEEE 802.11a/h WiFi 5 GHz (OFDM, 12 Mbps, 90pc duty cycle)	X	4.95	67.14	16.71	0.46	130.0	± 9.6 %
		Y	4.75	66.69	16.32		130.0	
		Z	4.81	67.03	16.54		130.0	
10586-AAB	IEEE 802.11a/h WiFi 5 GHz (OFDM, 18 Mbps, 90pc duty cycle)	X	4.85	67.32	16.81	0.46	130.0	± 9.6 %
		Y	4.65	66.85	16.42		130.0	
		Z	4.72	67.20	16.65		130.0	
10587-AAB	IEEE 802.11a/h WiFi 5 GHz (OFDM, 24 Mbps, 90pc duty cycle)	X	4.62	66.66	16.16	0.46	130.0	± 9.6 %
		Y	4.40	66.07	15.67		130.0	
		Z	4.48	66.45	15.94		130.0	
10588-AAB	IEEE 802.11a/h WiFi 5 GHz (OFDM, 36 Mbps, 90pc duty cycle)	X	4.67	66.65	16.17	0.46	130.0	± 9.6 %
		Y	4.45	66.12	15.69		130.0	
		Z	4.52	66.50	15.96		130.0	
10589-AAB	IEEE 802.11a/h WiFi 5 GHz (OFDM, 48 Mbps, 90pc duty cycle)	X	4.76	67.38	16.77	0.46	130.0	± 9.6 %
		Y	4.54	66.88	16.35		130.0	
		Z	4.62	67.26	16.61		130.0	
10590-AAB	IEEE 802.11a/h WiFi 5 GHz (OFDM, 54 Mbps, 90pc duty cycle)	X	4.57	66.41	15.96	0.46	130.0	± 9.6 %
		Y	4.35	65.82	15.45		130.0	
		Z	4.42	66.20	15.72		130.0	

10591-AAB	IEEE 802.11n (HT Mixed, 20MHz, MCS0, 90pc duty cycle)	X	4.86	66.73	16.57	0.46	130.0	± 9.6 %
		Y	4.68	66.31	16.19		130.0	
		Z	4.75	66.65	16.42		130.0	
10592-AAB	IEEE 802.11n (HT Mixed, 20MHz, MCS1, 90pc duty cycle)	X	5.03	67.07	16.70	0.46	130.0	± 9.6 %
		Y	4.82	66.64	16.32		130.0	
		Z	4.89	66.98	16.55		130.0	
10593-AAB	IEEE 802.11n (HT Mixed, 20MHz, MCS2, 90pc duty cycle)	X	4.95	67.01	16.59	0.46	130.0	± 9.6 %
		Y	4.74	66.53	16.19		130.0	
		Z	4.81	66.88	16.42		130.0	
10594-AAB	IEEE 802.11n (HT Mixed, 20MHz, MCS3, 90pc duty cycle)	X	5.00	67.16	16.74	0.46	130.0	± 9.6 %
		Y	4.80	66.71	16.35		130.0	
		Z	4.87	67.05	16.58		130.0	
10595-AAB	IEEE 802.11n (HT Mixed, 20MHz, MCS4, 90pc duty cycle)	X	4.98	67.12	16.64	0.46	130.0	± 9.6 %
		Y	4.77	66.66	16.24		130.0	
		Z	4.84	67.01	16.48		130.0	
10596-AAB	IEEE 802.11n (HT Mixed, 20MHz, MCS5, 90pc duty cycle)	X	4.91	67.13	16.65	0.46	130.0	± 9.6 %
		Y	4.70	66.64	16.23		130.0	
		Z	4.77	67.00	16.48		130.0	
10597-AAB	IEEE 802.11n (HT Mixed, 20MHz, MCS6, 90pc duty cycle)	X	4.86	67.05	16.54	0.46	130.0	± 9.6 %
		Y	4.65	66.53	16.11		130.0	
		Z	4.72	66.89	16.35		130.0	
10598-AAB	IEEE 802.11n (HT Mixed, 20MHz, MCS7, 90pc duty cycle)	X	4.85	67.29	16.80	0.46	130.0	± 9.6 %
		Y	4.64	66.79	16.39		130.0	
		Z	4.71	67.14	16.62		130.0	
10599-AAB	IEEE 802.11n (HT Mixed, 40MHz, MCS0, 90pc duty cycle)	X	5.52	67.26	16.75	0.46	130.0	± 9.6 %
		Y	5.35	66.89	16.44		130.0	
		Z	5.40	67.12	16.60		130.0	
10600-AAB	IEEE 802.11n (HT Mixed, 40MHz, MCS1, 90pc duty cycle)	X	5.66	67.69	16.93	0.46	130.0	± 9.6 %
		Y	5.48	67.29	16.61		130.0	
		Z	5.51	67.49	16.75		130.0	
10601-AAB	IEEE 802.11n (HT Mixed, 40MHz, MCS2, 90pc duty cycle)	X	5.55	67.44	16.82	0.46	130.0	± 9.6 %
		Y	5.37	67.03	16.50		130.0	
		Z	5.41	67.28	16.67		130.0	
10602-AAB	IEEE 802.11n (HT Mixed, 40MHz, MCS3, 90pc duty cycle)	X	5.63	67.42	16.73	0.46	130.0	± 9.6 %
		Y	5.47	67.07	16.43		130.0	
		Z	5.52	67.35	16.62		130.0	
10603-AAB	IEEE 802.11n (HT Mixed, 40MHz, MCS4, 90pc duty cycle)	X	5.73	67.77	17.03	0.46	130.0	± 9.6 %
		Y	5.54	67.38	16.72		130.0	
		Z	5.59	67.61	16.88		130.0	
10604-AAB	IEEE 802.11n (HT Mixed, 40MHz, MCS5, 90pc duty cycle)	X	5.52	67.21	16.74	0.46	130.0	± 9.6 %
		Y	5.37	66.89	16.47		130.0	
		Z	5.43	67.20	16.66		130.0	
10605-AAB	IEEE 802.11n (HT Mixed, 40MHz, MCS6, 90pc duty cycle)	X	5.62	67.51	16.90	0.46	130.0	± 9.6 %
		Y	5.47	67.18	16.61		130.0	
		Z	5.51	67.41	16.77		130.0	
10606-AAB	IEEE 802.11n (HT Mixed, 40MHz, MCS7, 90pc duty cycle)	X	5.41	67.01	16.51	0.46	130.0	± 9.6 %
		Y	5.20	66.48	16.11		130.0	
		Z	5.26	66.76	16.30		130.0	

10607-AAB	IEEE 802.11ac WiFi (20MHz, MCS0, 90pc duty cycle)	X	4.70	66.05	16.19	0.46	130.0	± 9.6 %
		Y	4.50	65.58	15.79		130.0	
		Z	4.58	65.97	16.04		130.0	
10608-AAB	IEEE 802.11ac WiFi (20MHz, MCS1, 90pc duty cycle)	X	4.90	66.46	16.36	0.46	130.0	± 9.6 %
		Y	4.68	65.97	15.95		130.0	
		Z	4.76	66.35	16.20		130.0	
10609-AAB	IEEE 802.11ac WiFi (20MHz, MCS2, 90pc duty cycle)	X	4.79	66.33	16.21	0.46	130.0	± 9.6 %
		Y	4.57	65.80	15.77		130.0	
		Z	4.65	66.20	16.03		130.0	
10610-AAB	IEEE 802.11ac WiFi (20MHz, MCS3, 90pc duty cycle)	X	4.84	66.49	16.37	0.46	130.0	± 9.6 %
		Y	4.62	65.97	15.94		130.0	
		Z	4.70	66.36	16.20		130.0	
10611-AAB	IEEE 802.11ac WiFi (20MHz, MCS4, 90pc duty cycle)	X	4.76	66.30	16.22	0.46	130.0	± 9.6 %
		Y	4.54	65.77	15.78		130.0	
		Z	4.62	66.16	16.05		130.0	
10612-AAB	IEEE 802.11ac WiFi (20MHz, MCS5, 90pc duty cycle)	X	4.77	66.46	16.27	0.46	130.0	± 9.6 %
		Y	4.54	65.90	15.81		130.0	
		Z	4.62	66.31	16.09		130.0	
10613-AAB	IEEE 802.11ac WiFi (20MHz, MCS6, 90pc duty cycle)	X	4.78	66.37	16.16	0.46	130.0	± 9.6 %
		Y	4.54	65.78	15.69		130.0	
		Z	4.62	66.17	15.96		130.0	
10614-AAB	IEEE 802.11ac WiFi (20MHz, MCS7, 90pc duty cycle)	X	4.71	66.54	16.39	0.46	130.0	± 9.6 %
		Y	4.49	65.99	15.94		130.0	
		Z	4.57	66.38	16.21		130.0	
10615-AAB	IEEE 802.11ac WiFi (20MHz, MCS8, 90pc duty cycle)	X	4.76	66.13	16.01	0.46	130.0	± 9.6 %
		Y	4.53	65.58	15.54		130.0	
		Z	4.61	65.99	15.82		130.0	
10616-AAB	IEEE 802.11ac WiFi (40MHz, MCS0, 90pc duty cycle)	X	5.34	66.54	16.37	0.46	130.0	± 9.6 %
		Y	5.15	66.08	16.02		130.0	
		Z	5.22	66.40	16.23		130.0	
10617-AAB	IEEE 802.11ac WiFi (40MHz, MCS1, 90pc duty cycle)	X	5.40	66.66	16.40	0.46	130.0	± 9.6 %
		Y	5.22	66.26	16.08		130.0	
		Z	5.28	66.57	16.28		130.0	
10618-AAB	IEEE 802.11ac WiFi (40MHz, MCS2, 90pc duty cycle)	X	5.29	66.72	16.45	0.46	130.0	± 9.6 %
		Y	5.11	66.26	16.09		130.0	
		Z	5.17	66.59	16.31		130.0	
10619-AAB	IEEE 802.11ac WiFi (40MHz, MCS3, 90pc duty cycle)	X	5.31	66.54	16.30	0.46	130.0	± 9.6 %
		Y	5.12	66.05	15.93		130.0	
		Z	5.19	66.37	16.14		130.0	
10620-AAB	IEEE 802.11ac WiFi (40MHz, MCS4, 90pc duty cycle)	X	5.42	66.61	16.38	0.46	130.0	± 9.6 %
		Y	5.21	66.11	16.00		130.0	
		Z	5.27	66.42	16.21		130.0	
10621-AAB	IEEE 802.11ac WiFi (40MHz, MCS5, 90pc duty cycle)	X	5.40	66.69	16.53	0.46	130.0	± 9.6 %
		Y	5.22	66.26	16.21		130.0	
		Z	5.28	66.57	16.40		130.0	
10622-AAB	IEEE 802.11ac WiFi (40MHz, MCS6, 90pc duty cycle)	X	5.40	66.82	16.59	0.46	130.0	± 9.6 %
		Y	5.23	66.42	16.28		130.0	
		Z	5.29	66.72	16.47		130.0	

10623-AAB	IEEE 802.11ac WiFi (40MHz, MCS7, 90pc duty cycle)	X	5.29	66.39	16.26	0.46	130.0	± 9.6 %
		Y	5.10	65.92	15.89		130.0	
		Z	5.17	66.24	16.10		130.0	
10624-AAB	IEEE 802.11ac WiFi (40MHz, MCS8, 90pc duty cycle)	X	5.48	66.58	16.41	0.46	130.0	± 9.6 %
		Y	5.30	66.14	16.07		130.0	
		Z	5.36	66.44	16.27		130.0	
10625-AAB	IEEE 802.11ac WiFi (40MHz, MCS9, 90pc duty cycle)	X	5.86	67.56	16.95	0.46	130.0	± 9.6 %
		Y	5.64	67.07	16.59		130.0	
		Z	5.66	67.24	16.72		130.0	
10626-AAB	IEEE 802.11ac WiFi (80MHz, MCS0, 90pc duty cycle)	X	5.61	66.59	16.31	0.46	130.0	± 9.6 %
		Y	5.45	66.15	15.99		130.0	
		Z	5.52	66.46	16.19		130.0	
10627-AAB	IEEE 802.11ac WiFi (80MHz, MCS1, 90pc duty cycle)	X	5.85	67.11	16.53	0.46	130.0	± 9.6 %
		Y	5.69	66.72	16.24		130.0	
		Z	5.74	66.98	16.41		130.0	
10628-AAB	IEEE 802.11ac WiFi (80MHz, MCS2, 90pc duty cycle)	X	5.66	66.72	16.28	0.46	130.0	± 9.6 %
		Y	5.48	66.22	15.91		130.0	
		Z	5.54	66.51	16.11		130.0	
10629-AAB	IEEE 802.11ac WiFi (80MHz, MCS3, 90pc duty cycle)	X	5.75	66.81	16.31	0.46	130.0	± 9.6 %
		Y	5.55	66.27	15.93		130.0	
		Z	5.61	66.56	16.12		130.0	
10630-AAB	IEEE 802.11ac WiFi (80MHz, MCS4, 90pc duty cycle)	X	6.18	68.27	17.04	0.46	130.0	± 9.6 %
		Y	5.98	67.75	16.67		130.0	
		Z	5.96	67.79	16.74		130.0	
10631-AAB	IEEE 802.11ac WiFi (80MHz, MCS5, 90pc duty cycle)	X	6.10	68.12	17.15	0.46	130.0	± 9.6 %
		Y	5.88	67.58	16.79		130.0	
		Z	5.92	67.78	16.93		130.0	
10632-AAB	IEEE 802.11ac WiFi (80MHz, MCS6, 90pc duty cycle)	X	5.82	67.18	16.70	0.46	130.0	± 9.6 %
		Y	5.67	66.81	16.43		130.0	
		Z	5.72	67.07	16.59		130.0	
10633-AAB	IEEE 802.11ac WiFi (80MHz, MCS7, 90pc duty cycle)	X	5.73	66.90	16.39	0.46	130.0	± 9.6 %
		Y	5.54	66.39	16.03		130.0	
		Z	5.61	66.71	16.24		130.0	
10634-AAB	IEEE 802.11ac WiFi (80MHz, MCS8, 90pc duty cycle)	X	5.72	66.92	16.46	0.46	130.0	± 9.6 %
		Y	5.53	66.43	16.11		130.0	
		Z	5.60	66.74	16.31		130.0	
10635-AAB	IEEE 802.11ac WiFi (80MHz, MCS9, 90pc duty cycle)	X	5.61	66.29	15.89	0.46	130.0	± 9.6 %
		Y	5.40	65.72	15.48		130.0	
		Z	5.47	66.04	15.69		130.0	
10636-AAC	IEEE 802.11ac WiFi (160MHz, MCS0, 90pc duty cycle)	X	6.02	66.96	16.40	0.46	130.0	± 9.6 %
		Y	5.87	66.52	16.09		130.0	
		Z	5.93	66.81	16.27		130.0	
10637-AAC	IEEE 802.11ac WiFi (160MHz, MCS1, 90pc duty cycle)	X	6.18	67.32	16.56	0.46	130.0	± 9.6 %
		Y	6.02	66.91	16.26		130.0	
		Z	6.07	67.17	16.43		130.0	
10638-AAC	IEEE 802.11ac WiFi (160MHz, MCS2, 90pc duty cycle)	X	6.18	67.31	16.53	0.46	130.0	± 9.6 %
		Y	6.02	66.87	16.22		130.0	
		Z	6.08	67.16	16.40		130.0	

10639-AAC	IEEE 802.11ac WiFi (160MHz, MCS3, 90pc duty cycle)	X	6.17	67.29	16.57	0.46	130.0	± 9.6 %
		Y	6.00	66.82	16.24		130.0	
		Z	6.05	67.10	16.42		130.0	
10640-AAC	IEEE 802.11ac WiFi (160MHz, MCS4, 90pc duty cycle)	X	6.18	67.33	16.53	0.46	130.0	± 9.6 %
		Y	6.00	66.82	16.18		130.0	
		Z	6.05	67.09	16.35		130.0	
10641-AAC	IEEE 802.11ac WiFi (160MHz, MCS5, 90pc duty cycle)	X	6.20	67.15	16.46	0.46	130.0	± 9.6 %
		Y	6.05	66.75	16.16		130.0	
		Z	6.10	67.02	16.33		130.0	
10642-AAC	IEEE 802.11ac WiFi (160MHz, MCS6, 90pc duty cycle)	X	6.26	67.46	16.78	0.46	130.0	± 9.6 %
		Y	6.09	67.01	16.47		130.0	
		Z	6.15	67.28	16.64		130.0	
10643-AAC	IEEE 802.11ac WiFi (160MHz, MCS7, 90pc duty cycle)	X	6.09	67.13	16.52	0.46	130.0	± 9.6 %
		Y	5.92	66.67	16.19		130.0	
		Z	5.98	66.95	16.36		130.0	
10644-AAC	IEEE 802.11ac WiFi (160MHz, MCS8, 90pc duty cycle)	X	6.28	67.70	16.83	0.46	130.0	± 9.6 %
		Y	6.07	67.13	16.44		130.0	
		Z	6.12	67.37	16.60		130.0	
10645-AAC	IEEE 802.11ac WiFi (160MHz, MCS9, 90pc duty cycle)	X	6.69	68.48	17.16	0.46	130.0	± 9.6 %
		Y	6.34	67.56	16.61		130.0	
		Z	6.31	67.59	16.66		130.0	
10646-AAD	LTE-TDD (SC-FDMA, 1 RB, 5 MHz, QPSK, UL Subframe=2,7)	X	81.88	138.93	44.99	9.30	60.0	± 9.6 %
		Y	20.09	105.55	34.68		60.0	
		Z	49.56	129.13	42.50		60.0	
10647-AAC	LTE-TDD (SC-FDMA, 1 RB, 20 MHz, QPSK, UL Subframe=2,7)	X	77.69	138.77	45.14	9.30	60.0	± 9.6 %
		Y	19.01	105.10	34.68		60.0	
		Z	43.65	127.19	42.16		60.0	
10648-AAA	CDMA2000 (1x Advanced)	X	0.73	64.13	11.44	0.00	150.0	± 9.6 %
		Y	0.50	60.94	8.11		150.0	
		Z	0.62	62.66	9.90		150.0	
10652-AAB	LTE-TDD (OFDMA, 5 MHz, E-TM 3.1, Clipping 44%)	X	4.23	68.60	17.43	2.23	80.0	± 9.6 %
		Y	3.70	66.70	16.11		80.0	
		Z	3.95	67.96	16.88		80.0	
10653-AAB	LTE-TDD (OFDMA, 10 MHz, E-TM 3.1, Clipping 44%)	X	4.67	67.66	17.40	2.23	80.0	± 9.6 %
		Y	4.26	66.28	16.44		80.0	
		Z	4.43	67.13	16.98		80.0	
10654-AAB	LTE-TDD (OFDMA, 15 MHz, E-TM 3.1, Clipping 44%)	X	4.61	67.29	17.38	2.23	80.0	± 9.6 %
		Y	4.24	65.98	16.48		80.0	
		Z	4.40	66.77	16.98		80.0	
10655-AAB	LTE-TDD (OFDMA, 20 MHz, E-TM 3.1, Clipping 44%)	X	4.67	67.29	17.41	2.23	80.0	± 9.6 %
		Y	4.30	65.98	16.52		80.0	
		Z	4.46	66.74	17.01		80.0	
10658-AAA	Pulse Waveform (200Hz, 10%)	X	77.76	113.37	29.51	10.00	50.0	± 9.6 %
		Y	8.85	80.14	18.93		50.0	
		Z	55.85	107.32	27.27		50.0	
10659-AAA	Pulse Waveform (200Hz, 20%)	X	100.00	113.86	27.83	6.99	60.0	± 9.6 %
		Y	15.18	87.15	19.66		60.0	
		Z	100.00	112.04	26.63		60.0	

10660- AAA	Pulse Waveform (200Hz, 40%)	X	100.00	112.50	25.83	3.98	80.0	± 9.6 %
		Y	63.58	100.49	21.01		80.0	
		Z	100.00	110.06	24.42		80.0	
10661- AAA	Pulse Waveform (200Hz, 60%)	X	100.00	114.00	25.19	2.22	100.0	± 9.6 %
		Y	13.64	84.95	15.36		100.0	
		Z	100.00	110.38	23.34		100.0	
10662- AAA	Pulse Waveform (200Hz, 80%)	X	100.00	118.57	25.30	0.97	120.0	± 9.6 %
		Y	0.28	60.00	4.66		120.0	
		Z	100.00	111.08	22.00		120.0	

<sup>E</sup> Uncertainty is determined using the max. deviation from linear response applying rectangular distribution and is expressed for the square of the field value.





Accredited by the Swiss Accreditation Service (SAS)  
The Swiss Accreditation Service is one of the signatories to the EA  
Multilateral Agreement for the recognition of calibration certificates

Accreditation No.: **SCS 0108**

Client **PC Test**

Certificate No: **EX3-3914\_Feb18**

## CALIBRATION CERTIFICATE

Object **EX3DV4 - SN:3914**

Calibration procedure(s) **QA CAL-01.v9, QA CAL-12.v9, QA CAL-14.v4, QA CAL-23.v5,  
QA CAL-25.v6  
Calibration procedure for dosimetric E-field probes**

*BN  
02-29-2018*

Calibration date: **February 14, 2018**

This calibration certificate documents the traceability to national standards, which realize the physical units of measurements (SI).  
The measurements and the uncertainties with confidence probability are given on the following pages and are part of the certificate.

All calibrations have been conducted in the closed laboratory facility: environment temperature  $(22 \pm 3)^\circ\text{C}$  and humidity  $< 70\%$ .

Calibration Equipment used (M&TE critical for calibration)

Primary Standards	ID	Cal Date (Certificate No.)	Scheduled Calibration
Power meter NRP	SN: 104778	04-Apr-17 (No. 217-02521/02522)	Apr-18
Power sensor NRP-Z91	SN: 103244	04-Apr-17 (No. 217-02521)	Apr-18
Power sensor NRP-Z91	SN: 103245	04-Apr-17 (No. 217-02525)	Apr-18
Reference 20 dB Attenuator	SN: S5277 (20x)	07-Apr-17 (No. 217-02528)	Apr-18
Reference Probe ES3DV2	SN: 3013	30-Dec-17 (No. ES3-3013_Dec17)	Dec-18
DAE4	SN: 660	21-Dec-17 (No. DAE4-660_Dec17)	Dec-18
Secondary Standards	ID	Check Date (in house)	Scheduled Check
Power meter E4419B	SN: GB41293874	06-Apr-16 (in house check Jun-16)	In house check: Jun-18
Power sensor E4412A	SN: MY41498087	06-Apr-16 (in house check Jun-16)	In house check: Jun-18
Power sensor E4412A	SN: 000110210	06-Apr-16 (in house check Jun-16)	In house check: Jun-18
RF generator HP 8648C	SN: US3642U01700	04-Aug-99 (in house check Jun-16)	In house check: Jun-18
Network Analyzer HP 8753E	SN: US37390585	18-Oct-01 (in house check Oct-17)	In house check: Oct-18

Calibrated by:	Name <b>Jeton Kastrati</b>	Function <b>Laboratory Technician</b>	Signature 
Approved by:	Name <b>Katja Pokovic</b>	Function <b>Technical Manager</b>	Signature 

Issued: February 14, 2018

This calibration certificate shall not be reproduced except in full without written approval of the laboratory.



Accredited by the Swiss Accreditation Service (SAS)

Accreditation No.: **SCS 0108**

The Swiss Accreditation Service is one of the signatories to the EA  
Multilateral Agreement for the recognition of calibration certificates

### Glossary:

TSL	tissue simulating liquid
NORM <sub>x,y,z</sub>	sensitivity in free space
ConvF	sensitivity in TSL / NORM <sub>x,y,z</sub>
DCP	diode compression point
CF	crest factor (1/duty_cycle) of the RF signal
A, B, C, D	modulation dependent linearization parameters
Polarization $\varphi$	$\varphi$ rotation around probe axis
Polarization $\vartheta$	$\vartheta$ rotation around an axis that is in the plane normal to probe axis (at measurement center), i.e., $\vartheta = 0$ is normal to probe axis
Connector Angle	information used in DASY system to align probe sensor X to the robot coordinate system

### Calibration is Performed According to the Following Standards:

- IEEE Std 1528-2013, "IEEE Recommended Practice for Determining the Peak Spatial-Averaged Specific Absorption Rate (SAR) in the Human Head from Wireless Communications Devices: Measurement Techniques", June 2013
- IEC 62209-1, "Measurement procedure for the assessment of Specific Absorption Rate (SAR) from hand-held and body-mounted devices used next to the ear (frequency range of 300 MHz to 6 GHz)", July 2016
- IEC 62209-2, "Procedure to determine the Specific Absorption Rate (SAR) for wireless communication devices used in close proximity to the human body (frequency range of 30 MHz to 6 GHz)", March 2010
- KDB 865664, "SAR Measurement Requirements for 100 MHz to 6 GHz"

### Methods Applied and Interpretation of Parameters:

- NORM<sub>x,y,z</sub>**: Assessed for E-field polarization  $\vartheta = 0$  ( $f \leq 900$  MHz in TEM-cell;  $f > 1800$  MHz: R22 waveguide). NORM<sub>x,y,z</sub> are only intermediate values, i.e., the uncertainties of NORM<sub>x,y,z</sub> does not affect the E<sup>2</sup>-field uncertainty inside TSL (see below ConvF).
- NORM(f)<sub>x,y,z</sub>** = NORM<sub>x,y,z</sub> \* frequency\_response (see Frequency Response Chart). This linearization is implemented in DASY4 software versions later than 4.2. The uncertainty of the frequency response is included in the stated uncertainty of ConvF.
- DCP<sub>x,y,z</sub>**: DCP are numerical linearization parameters assessed based on the data of power sweep with CW signal (no uncertainty required). DCP does not depend on frequency nor media.
- PAR**: PAR is the Peak to Average Ratio that is not calibrated but determined based on the signal characteristics
- A<sub>x,y,z</sub>; B<sub>x,y,z</sub>; C<sub>x,y,z</sub>; D<sub>x,y,z</sub>; VR<sub>x,y,z</sub>**: A, B, C, D are numerical linearization parameters assessed based on the data of power sweep for specific modulation signal. The parameters do not depend on frequency nor media. VR is the maximum calibration range expressed in RMS voltage across the diode.
- ConvF and Boundary Effect Parameters**: Assessed in flat phantom using E-field (or Temperature Transfer Standard for  $f \leq 800$  MHz) and inside waveguide using analytical field distributions based on power measurements for  $f > 800$  MHz. The same setups are used for assessment of the parameters applied for boundary compensation (alpha, depth) of which typical uncertainty values are given. These parameters are used in DASY4 software to improve probe accuracy close to the boundary. The sensitivity in TSL corresponds to NORM<sub>x,y,z</sub> \* ConvF whereby the uncertainty corresponds to that given for ConvF. A frequency dependent ConvF is used in DASY version 4.4 and higher which allows extending the validity from  $\pm 50$  MHz to  $\pm 100$  MHz.
- Spherical isotropy (3D deviation from isotropy)**: in a field of low gradients realized using a flat phantom exposed by a patch antenna.
- Sensor Offset**: The sensor offset corresponds to the offset of virtual measurement center from the probe tip (on probe axis). No tolerance required.
- Connector Angle**: The angle is assessed using the information gained by determining the NORM<sub>x</sub> (no uncertainty required).

# Probe EX3DV4

## SN:3914

Manufactured: December 18, 2012  
Calibrated: February 14, 2018

Calibrated for DASY/EASY Systems  
(Note: non-compatible with DASY2 system!)

## DASY/EASY - Parameters of Probe: EX3DV4 - SN:3914

### Basic Calibration Parameters

	Sensor X	Sensor Y	Sensor Z	Unc (k=2)
Norm ( $\mu\text{V}/(\text{V}/\text{m})^2$ ) <sup>A</sup>	0.47	0.41	0.44	$\pm 10.1\%$
DCP (mV) <sup>B</sup>	98.1	103.5	99.1	

### Modulation Calibration Parameters

UID	Communication System Name		A dB	B dB $\sqrt{\mu\text{V}}$	C	D dB	VR mV	Unc <sup>E</sup> (k=2)
0	CW	X	0.0	0.0	1.0	0.00	157.3	$\pm 3.5\%$
		Y	0.0	0.0	1.0		143.4	
		Z	0.0	0.0	1.0		153.1	

Note: For details on UID parameters see Appendix.

### Sensor Model Parameters

	C1 fF	C2 fF	$\alpha$ V <sup>-1</sup>	T1 ms.V <sup>-2</sup>	T2 ms.V <sup>-1</sup>	T3 ms	T4 V <sup>-2</sup>	T5 V <sup>-1</sup>	T6
X	44.52	338.7	36.78	11.30	0.699	5.054	0.000	0.544	1.006
Y	43.63	317.9	34.18	13.04	0.623	5.031	2.000	0.164	1.007
Z	41.48	314.2	36.51	10.96	0.847	5.054	0.251	0.494	1.008

The reported uncertainty of measurement is stated as the standard uncertainty of measurement multiplied by the coverage factor k=2, which for a normal distribution corresponds to a coverage probability of approximately 95%.

<sup>A</sup> The uncertainties of Norm X,Y,Z do not affect the E<sup>2</sup>-field uncertainty inside TSL (see Pages 5 and 6).

<sup>B</sup> Numerical linearization parameter: uncertainty not required.

<sup>E</sup> Uncertainty is determined using the max. deviation from linear response applying rectangular distribution and is expressed for the square of the field value.

## DASY/EASY - Parameters of Probe: EX3DV4 - SN:3914

### Calibration Parameter Determined in Head Tissue Simulating Media

f (MHz) <sup>C</sup>	Relative Permittivity <sup>F</sup>	Conductivity (S/m) <sup>F</sup>	ConvF X	ConvF Y	ConvF Z	Alpha <sup>G</sup>	Depth (mm) <sup>G</sup>	Unc (k=2)
6	55.5	0.75	21.06	21.06	21.06	0.00	1.00	± 13.3 %
13	55.5	0.75	17.97	17.97	17.97	0.00	1.00	± 13.3 %
750	41.9	0.89	10.18	10.18	10.18	0.58	0.80	± 12.0 %
835	41.5	0.90	9.70	9.70	9.70	0.52	0.80	± 12.0 %
1750	40.1	1.37	8.34	8.34	8.34	0.40	0.80	± 12.0 %
1900	40.0	1.40	7.98	7.98	7.98	0.41	0.84	± 12.0 %
2300	39.5	1.67	7.58	7.58	7.58	0.37	0.87	± 12.0 %
2450	39.2	1.80	7.26	7.26	7.26	0.43	0.84	± 12.0 %
2600	39.0	1.96	7.04	7.04	7.04	0.29	0.86	± 12.0 %
3500	37.9	2.91	6.99	6.99	6.99	0.25	1.20	± 13.1 %
3700	37.7	3.12	6.72	6.72	6.72	0.23	1.20	± 13.1 %
5250	35.9	4.71	5.41	5.41	5.41	0.30	1.80	± 13.1 %
5600	35.5	5.07	4.79	4.79	4.79	0.40	1.80	± 13.1 %
5750	35.4	5.22	4.78	4.78	4.78	0.40	1.80	± 13.1 %

<sup>C</sup> Frequency validity above 300 MHz of ± 100 MHz only applies for DASY v4.4 and higher (see Page 2), else it is restricted to ± 50 MHz. The uncertainty is the RSS of the ConvF uncertainty at calibration frequency and the uncertainty for the indicated frequency band. Frequency validity below 300 MHz is ± 10, 25, 40, 50 and 70 MHz for ConvF assessments at 30, 64, 128, 150 and 220 MHz respectively. Validity of ConvF assessed at 6 MHz is 4-9 MHz, and ConvF assessed at 13 MHz is 9-19 MHz. Above 5 GHz frequency validity can be extended to ± 110 MHz.

<sup>F</sup> At frequencies below 3 GHz, the validity of tissue parameters ( $\epsilon$  and  $\sigma$ ) can be relaxed to ± 10% if liquid compensation formula is applied to measured SAR values. At frequencies above 3 GHz, the validity of tissue parameters ( $\epsilon$  and  $\sigma$ ) is restricted to ± 5%. The uncertainty is the RSS of the ConvF uncertainty for indicated target tissue parameters.

<sup>G</sup> Alpha/Depth are determined during calibration. SPEAG warrants that the remaining deviation due to the boundary effect after compensation is always less than ± 1% for frequencies below 3 GHz and below ± 2% for frequencies between 3-6 GHz at any distance larger than half the probe tip diameter from the boundary.

## DASY/EASY - Parameters of Probe: EX3DV4 - SN:3914

### Calibration Parameter Determined in Body Tissue Simulating Media

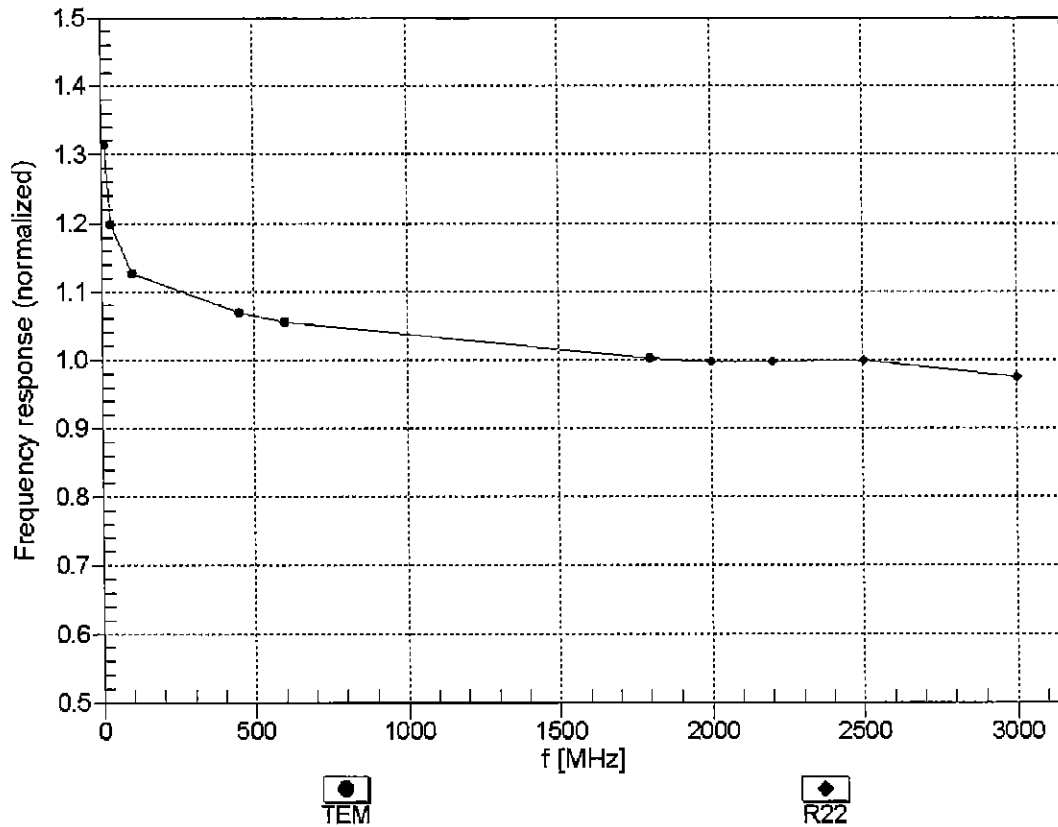
f (MHz) <sup>C</sup>	Relative Permittivity <sup>F</sup>	Conductivity (S/m) <sup>F</sup>	ConvF X	ConvF Y	ConvF Z	Alpha <sup>G</sup>	Depth <sup>G</sup> (mm)	Unc (k=2)
750	55.5	0.96	9.75	9.75	9.75	0.47	0.80	± 12.0 %
835	55.2	0.97	9.57	9.57	9.57	0.44	0.89	± 12.0 %
1750	53.4	1.49	7.91	7.91	7.91	0.37	0.80	± 12.0 %
1900	53.3	1.52	7.62	7.62	7.62	0.29	1.01	± 12.0 %
2300	52.9	1.81	7.46	7.46	7.46	0.40	0.88	± 12.0 %
2450	52.7	1.95	7.39	7.39	7.39	0.39	0.86	± 12.0 %
2600	52.5	2.16	7.05	7.05	7.05	0.28	1.05	± 12.0 %
3500	51.3	3.31	6.81	6.81	6.81	0.30	1.25	± 13.1 %
3700	51.0	3.55	6.64	6.64	6.64	0.30	1.25	± 13.1 %
5250	48.9	5.36	4.81	4.81	4.81	0.35	1.90	± 13.1 %
5600	48.5	5.77	4.09	4.09	4.09	0.40	1.90	± 13.1 %
5750	48.3	5.94	4.22	4.22	4.22	0.40	1.90	± 13.1 %

<sup>C</sup> Frequency validity above 300 MHz of ± 100 MHz only applies for DASY v4.4 and higher (see Page 2), else it is restricted to ± 50 MHz. The uncertainty is the RSS of the ConvF uncertainty at calibration frequency and the uncertainty for the indicated frequency band. Frequency validity below 300 MHz is ± 10, 25, 40, 50 and 70 MHz for ConvF assessments at 30, 64, 128, 150 and 220 MHz respectively. Above 5 GHz frequency validity can be extended to ± 110 MHz.

<sup>F</sup> At frequencies below 3 GHz, the validity of tissue parameters ( $\epsilon$  and  $\sigma$ ) can be relaxed to ± 10% if liquid compensation formula is applied to measured SAR values. At frequencies above 3 GHz, the validity of tissue parameters ( $\epsilon$  and  $\sigma$ ) is restricted to ± 5%. The uncertainty is the RSS of the ConvF uncertainty for indicated target tissue parameters.

<sup>G</sup> Alpha/Depth are determined during calibration. SPEAG warrants that the remaining deviation due to the boundary effect after compensation is always less than ± 1% for frequencies below 3 GHz and below ± 2% for frequencies between 3-6 GHz at any distance larger than half the probe tip diameter from the boundary.

### Frequency Response of E-Field (TEM-Cell:ifi110 EXX, Waveguide: R22)

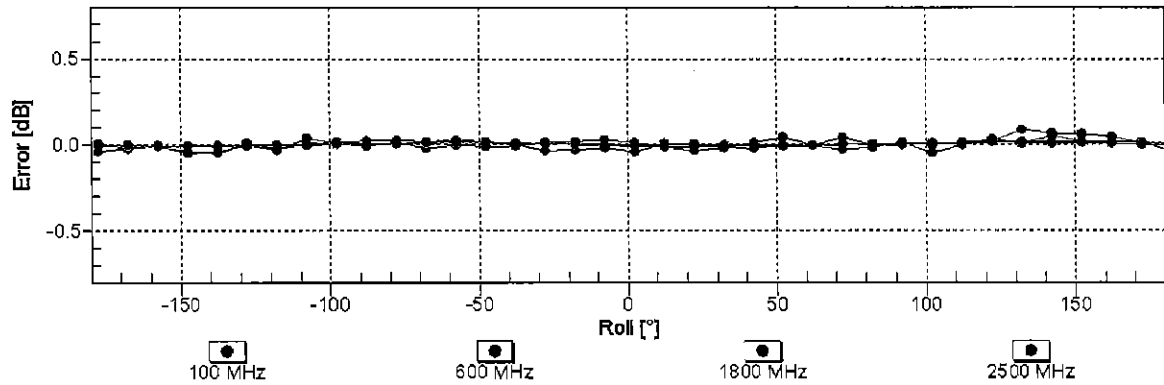
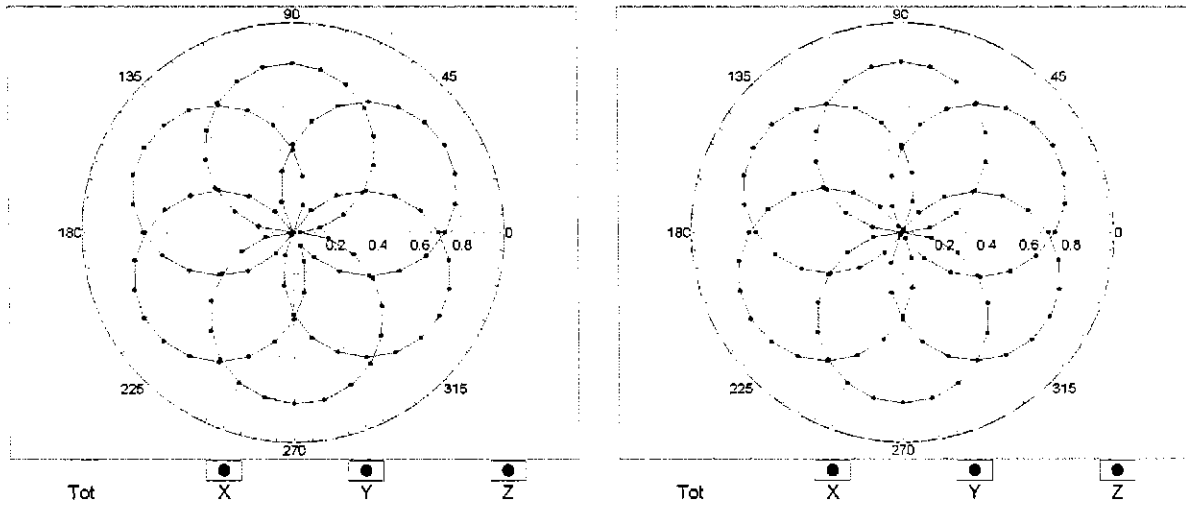


Uncertainty of Frequency Response of E-field:  $\pm 6.3\%$  (k=2)

### Receiving Pattern ( $\phi$ ), $\theta = 0^\circ$

f=600 MHz,TEM

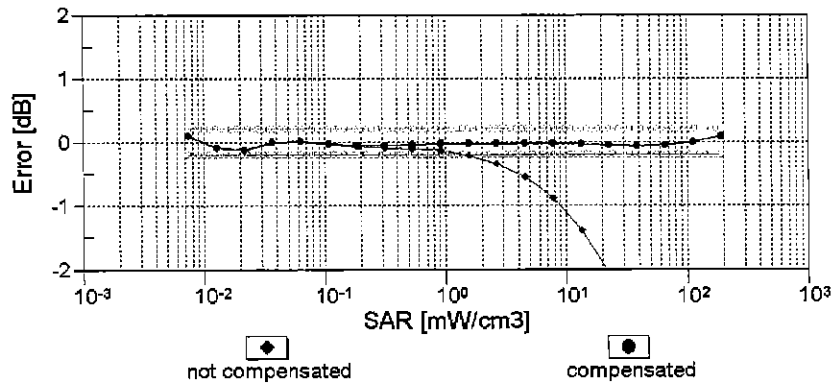
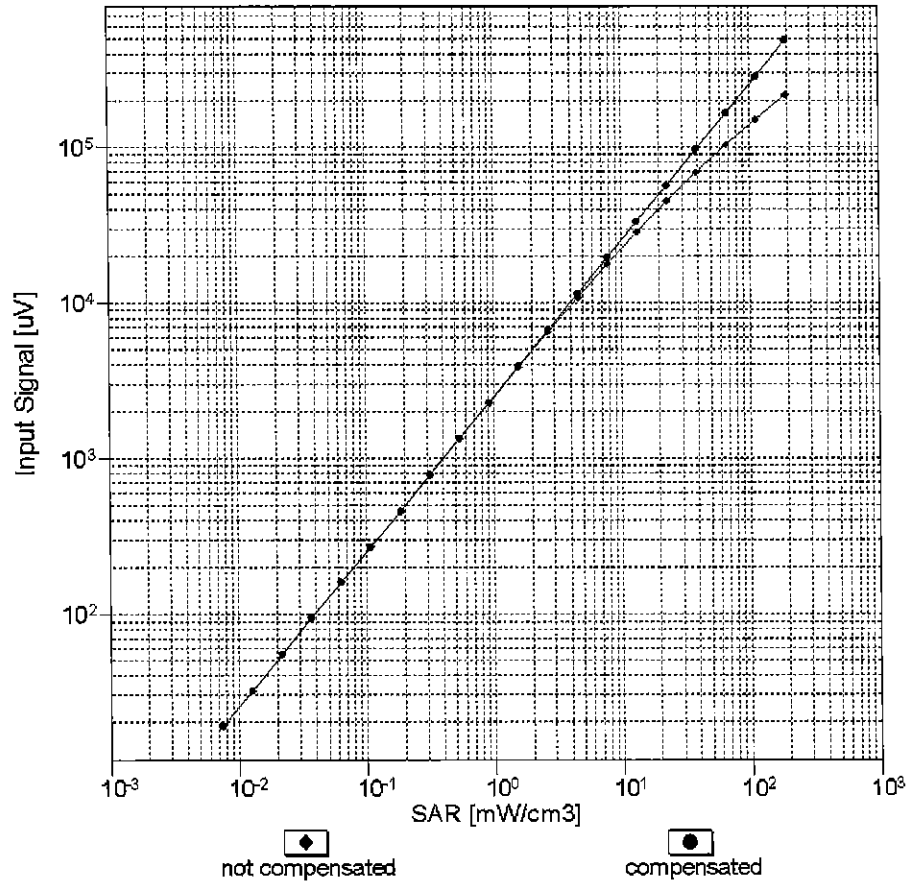
f=1800 MHz,R22



Uncertainty of Axial Isotropy Assessment:  $\pm 0.5\%$  (k=2)

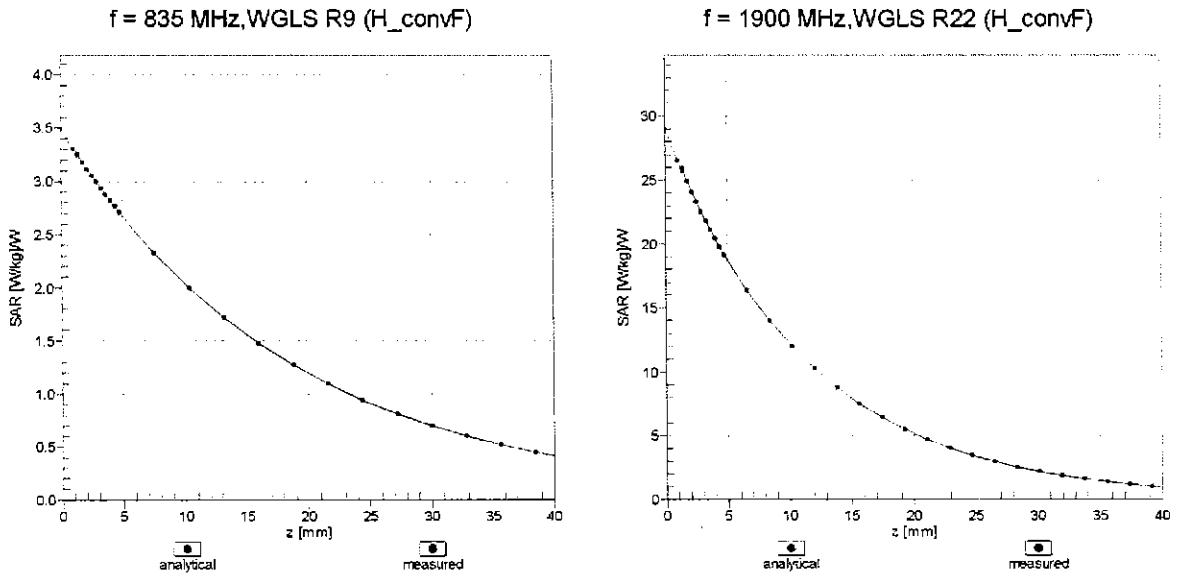


### Dynamic Range $f(SAR_{head})$ (TEM cell , $f_{eval}= 1900$ MHz)

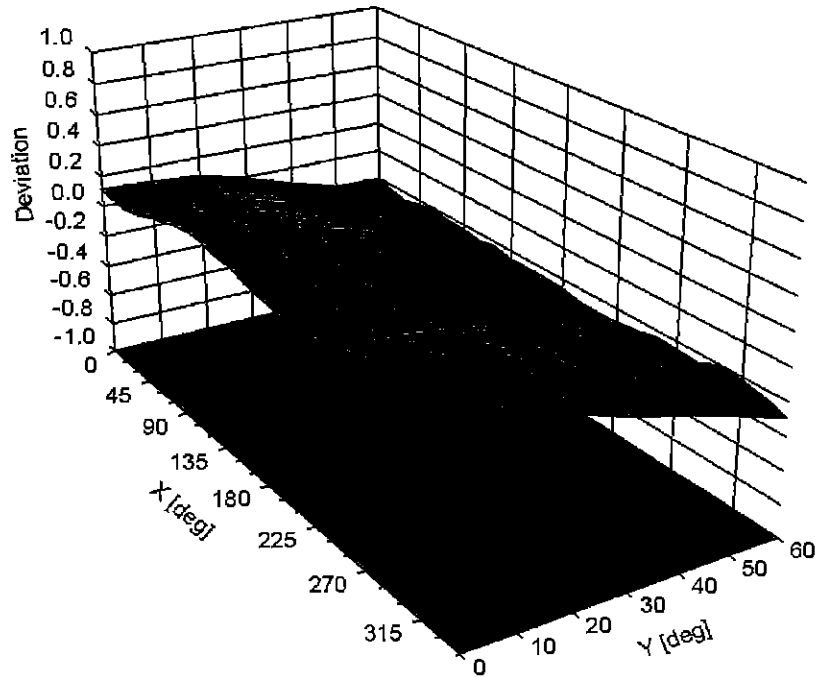


Uncertainty of Linearity Assessment:  $\pm 0.6\%$  (k=2)

# Conversion Factor Assessment



## Deviation from Isotropy in Liquid Error ( $\phi, \theta$ ), f = 900 MHz



Uncertainty of Spherical Isotropy Assessment:  $\pm 2.6\%$  (k=2)

## DASY/EASY - Parameters of Probe: EX3DV4 - SN:3914

### Other Probe Parameters

Sensor Arrangement	Triangular
Connector Angle (°)	132.3
Mechanical Surface Detection Mode	enabled
Optical Surface Detection Mode	disabled
Probe Overall Length	337 mm
Probe Body Diameter	10 mm
Tip Length	9 mm
Tip Diameter	2.5 mm
Probe Tip to Sensor X Calibration Point	1 mm
Probe Tip to Sensor Y Calibration Point	1 mm
Probe Tip to Sensor Z Calibration Point	1 mm
Recommended Measurement Distance from Surface	1.4 mm

**Appendix: Modulation Calibration Parameters**

UID	Communication System Name		A dB	B dB $\mu$ V	C	D dB	VR mV	Max Unc <sup>E</sup> (k=2)
0	CW	X	0.00	0.00	1.00	0.00	157.3	$\pm 3.5\%$
		Y	0.00	0.00	1.00		143.4	
		Z	0.00	0.00	1.00		153.1	
10010- CAA	SAR Validation (Square, 100ms, 10ms)	X	2.02	63.97	9.10	10.00	20.0	$\pm 9.6\%$
		Y	2.59	66.85	10.84		20.0	
		Z	2.31	65.14	9.98		20.0	
10011- CAB	UMTS-FDD (WCDMA)	X	0.89	66.39	14.20	0.00	150.0	$\pm 9.6\%$
		Y	1.06	68.74	16.01		150.0	
		Z	0.90	66.80	14.44		150.0	
10012- CAB	IEEE 802.11b WiFi 2.4 GHz (DSSS, 1 Mbps)	X	1.06	63.38	14.79	0.41	150.0	$\pm 9.6\%$
		Y	1.17	64.37	15.54		150.0	
		Z	1.07	63.61	14.94		150.0	
10013- CAB	IEEE 802.11g WiFi 2.4 GHz (DSSS-OFDM, 6 Mbps)	X	4.75	66.53	16.97	1.46	150.0	$\pm 9.6\%$
		Y	4.80	66.78	17.02		150.0	
		Z	4.73	66.65	17.01		150.0	
10021- DAC	GSM-FDD (TDMA, GMSK)	X	100.00	110.09	25.45	9.39	50.0	$\pm 9.6\%$
		Y	100.00	112.00	26.43		50.0	
		Z	100.00	111.93	26.50		50.0	
10023- DAC	GPRS-FDD (TDMA, GMSK, TN 0)	X	100.00	109.83	25.39	9.57	50.0	$\pm 9.6\%$
		Y	100.00	111.69	26.33		50.0	
		Z	100.00	111.63	26.42		50.0	
10024- DAC	GPRS-FDD (TDMA, GMSK, TN 0-1)	X	100.00	107.43	23.14	6.56	60.0	$\pm 9.6\%$
		Y	100.00	110.61	24.77		60.0	
		Z	100.00	109.57	24.26		60.0	
10025- DAC	EDGE-FDD (TDMA, 8PSK, TN 0)	X	4.03	68.96	25.05	12.57	50.0	$\pm 9.6\%$
		Y	5.30	77.15	29.41		50.0	
		Z	4.06	68.52	24.65		50.0	
10026- DAC	EDGE-FDD (TDMA, 8PSK, TN 0-1)	X	8.87	91.28	32.17	9.56	60.0	$\pm 9.6\%$
		Y	10.08	94.25	33.27		60.0	
		Z	8.65	90.32	31.77		60.0	
10027- DAC	GPRS-FDD (TDMA, GMSK, TN 0-1-2)	X	100.00	105.82	21.66	4.80	80.0	$\pm 9.6\%$
		Y	100.00	111.09	24.24		80.0	
		Z	100.00	108.42	22.93		80.0	
10028- DAC	GPRS-FDD (TDMA, GMSK, TN 0-1-2-3)	X	100.00	104.11	20.26	3.55	100.0	$\pm 9.6\%$
		Y	100.00	112.84	24.34		100.0	
		Z	100.00	107.37	21.76		100.0	
10029- DAC	EDGE-FDD (TDMA, 8PSK, TN 0-1-2)	X	5.57	80.93	27.02	7.80	80.0	$\pm 9.6\%$
		Y	6.11	82.68	27.69		80.0	
		Z	5.53	80.55	26.85		80.0	
10030- CAA	IEEE 802.15.1 Bluetooth (GFSK, DH1)	X	100.00	104.99	21.59	5.30	70.0	$\pm 9.6\%$
		Y	100.00	109.04	23.62		70.0	
		Z	100.00	107.17	22.68		70.0	
10031- CAA	IEEE 802.15.1 Bluetooth (GFSK, DH3)	X	0.46	62.47	6.17	1.88	100.0	$\pm 9.6\%$
		Y	100.00	111.97	22.67		100.0	
		Z	100.00	95.35	15.52		100.0	

10032-CAA	IEEE 802.15.1 Bluetooth (GFSK, DH5)	X	0.19	60.00	3.78	1.17	100.0	± 9.6 %
		Y	100.00	120.03	24.95		100.0	
		Z	0.19	60.00	4.15		100.0	
10033-CAA	IEEE 802.15.1 Bluetooth (PI/4-DQPSK, DH1)	X	13.55	95.45	24.90	5.30	70.0	± 9.6 %
		Y	18.76	100.49	26.60		70.0	
		Z	13.36	94.67	24.55		70.0	
10034-CAA	IEEE 802.15.1 Bluetooth (PI/4-DQPSK, DH3)	X	2.70	75.51	16.71	1.88	100.0	± 9.6 %
		Y	4.49	82.47	19.70		100.0	
		Z	2.90	76.09	16.70		100.0	
10035-CAA	IEEE 802.15.1 Bluetooth (PI/4-DQPSK, DH5)	X	1.71	70.85	14.56	1.17	100.0	± 9.6 %
		Y	2.70	76.95	17.56		100.0	
		Z	1.78	71.24	14.48		100.0	
10036-CAA	IEEE 802.15.1 Bluetooth (8-DPSK, DH1)	X	22.62	103.29	27.18	5.30	70.0	± 9.6 %
		Y	32.35	108.98	28.96		70.0	
		Z	21.86	102.15	26.73		70.0	
10037-CAA	IEEE 802.15.1 Bluetooth (8-DPSK, DH3)	X	2.48	74.51	16.30	1.88	100.0	± 9.6 %
		Y	3.96	80.90	19.14		100.0	
		Z	2.61	74.90	16.23		100.0	
10038-CAA	IEEE 802.15.1 Bluetooth (8-DPSK, DH5)	X	1.74	71.34	14.88	1.17	100.0	± 9.6 %
		Y	2.75	77.52	17.90		100.0	
		Z	1.82	71.77	14.82		100.0	
10039-CAB	CDMA2000 (1xRTT, RC1)	X	1.34	68.49	13.13	0.00	150.0	± 9.6 %
		Y	2.27	75.66	16.89		150.0	
		Z	1.29	68.35	12.80		150.0	
10042-CAB	IS-54 / IS-136 FDD (TDMA/FDM, PI/4-DQPSK, Halfrate)	X	34.99	94.66	19.93	7.78	50.0	± 9.6 %
		Y	100.00	108.11	23.89		50.0	
		Z	100.00	107.01	23.40		50.0	
10044-CAA	IS-91/EIA/TIA-553 FDD (FDMA, FM)	X	0.17	126.30	3.13	0.00	150.0	± 9.6 %
		Y	0.00	107.81	5.46		150.0	
		Z	0.15	126.17	2.27		150.0	
10048-CAA	DECT (TDD, TDMA/FDM, GFSK, Full Slot, 24)	X	10.11	79.88	18.52	13.80	25.0	± 9.6 %
		Y	23.48	91.75	22.45		25.0	
		Z	12.25	82.71	19.92		25.0	
10049-CAA	DECT (TDD, TDMA/FDM, GFSK, Double Slot, 12)	X	11.72	83.69	18.67	10.79	40.0	± 9.6 %
		Y	40.84	100.05	23.71		40.0	
		Z	15.78	87.97	20.48		40.0	
10056-CAA	UMTS-TDD (TD-SCDMA, 1.28 Mcps)	X	18.86	95.31	25.05	9.03	50.0	± 9.6 %
		Y	26.98	101.35	27.04		50.0	
		Z	17.19	93.67	24.60		50.0	
10058-DAC	EDGE-FDD (TDMA, 8PSK, TN 0-1-2-3)	X	4.30	76.01	24.21	6.55	100.0	± 9.6 %
		Y	4.66	77.31	24.71		100.0	
		Z	4.30	75.85	24.15		100.0	
10059-CAB	IEEE 802.11b WiFi 2.4 GHz (DSSS, 2 Mbps)	X	1.10	64.51	15.41	0.61	110.0	± 9.6 %
		Y	1.22	65.59	16.19		110.0	
		Z	1.11	64.78	15.58		110.0	
10060-CAB	IEEE 802.11b WiFi 2.4 GHz (DSSS, 5.5 Mbps)	X	40.70	121.16	30.62	1.30	110.0	± 9.6 %
		Y	100.00	138.01	35.59		110.0	
		Z	76.47	130.66	32.92		110.0	

10061-CAB	IEEE 802.11b WiFi 2.4 GHz (DSSS, 11 Mbps)	X	2.97	81.68	22.34	2.04	110.0	± 9.6 %
		Y	3.52	84.01	23.42		110.0	
		Z	3.16	82.63	22.73		110.0	
10062-CAC	IEEE 802.11a/h WiFi 5 GHz (OFDM, 6 Mbps)	X	4.54	66.50	16.38	0.49	100.0	± 9.6 %
		Y	4.60	66.81	16.49		100.0	
		Z	4.51	66.59	16.41		100.0	
10063-CAC	IEEE 802.11a/h WiFi 5 GHz (OFDM, 9 Mbps)	X	4.56	66.59	16.48	0.72	100.0	± 9.6 %
		Y	4.62	66.89	16.58		100.0	
		Z	4.53	66.70	16.52		100.0	
10064-CAC	IEEE 802.11a/h WiFi 5 GHz (OFDM, 12 Mbps)	X	4.84	66.85	16.71	0.86	100.0	± 9.6 %
		Y	4.89	67.12	16.79		100.0	
		Z	4.80	66.93	16.74		100.0	
10065-CAC	IEEE 802.11a/h WiFi 5 GHz (OFDM, 18 Mbps)	X	4.71	66.74	16.80	1.21	100.0	± 9.6 %
		Y	4.76	67.01	16.87		100.0	
		Z	4.67	66.83	16.83		100.0	
10066-CAC	IEEE 802.11a/h WiFi 5 GHz (OFDM, 24 Mbps)	X	4.72	66.77	16.97	1.46	100.0	± 9.6 %
		Y	4.77	67.02	17.03		100.0	
		Z	4.69	66.86	17.00		100.0	
10067-CAC	IEEE 802.11a/h WiFi 5 GHz (OFDM, 36 Mbps)	X	5.02	66.97	17.43	2.04	100.0	± 9.6 %
		Y	5.06	67.18	17.45		100.0	
		Z	4.99	67.10	17.47		100.0	
10068-CAC	IEEE 802.11a/h WiFi 5 GHz (OFDM, 48 Mbps)	X	5.06	66.99	17.64	2.55	100.0	± 9.6 %
		Y	5.10	67.19	17.65		100.0	
		Z	5.03	67.09	17.67		100.0	
10069-CAC	IEEE 802.11a/h WiFi 5 GHz (OFDM, 54 Mbps)	X	5.14	67.01	17.83	2.67	100.0	± 9.6 %
		Y	5.18	67.19	17.83		100.0	
		Z	5.11	67.11	17.86		100.0	
10071-CAB	IEEE 802.11g WiFi 2.4 GHz (DSSS/OFDM, 9 Mbps)	X	4.84	66.62	17.27	1.99	100.0	± 9.6 %
		Y	4.89	66.85	17.31		100.0	
		Z	4.83	66.75	17.32		100.0	
10072-CAB	IEEE 802.11g WiFi 2.4 GHz (DSSS/OFDM, 12 Mbps)	X	4.82	66.93	17.48	2.30	100.0	± 9.6 %
		Y	4.86	67.16	17.51		100.0	
		Z	4.80	67.06	17.53		100.0	
10073-CAB	IEEE 802.11g WiFi 2.4 GHz (DSSS/OFDM, 18 Mbps)	X	4.88	67.11	17.81	2.83	100.0	± 9.6 %
		Y	4.92	67.32	17.83		100.0	
		Z	4.87	67.25	17.87		100.0	
10074-CAB	IEEE 802.11g WiFi 2.4 GHz (DSSS/OFDM, 24 Mbps)	X	4.87	67.01	17.95	3.30	100.0	± 9.6 %
		Y	4.91	67.22	17.97		100.0	
		Z	4.87	67.19	18.02		100.0	
10075-CAB	IEEE 802.11g WiFi 2.4 GHz (DSSS/OFDM, 36 Mbps)	X	4.90	67.11	18.25	3.82	90.0	± 9.6 %
		Y	4.95	67.32	18.26		90.0	
		Z	4.91	67.27	18.31		90.0	
10076-CAB	IEEE 802.11g WiFi 2.4 GHz (DSSS/OFDM, 48 Mbps)	X	4.92	66.92	18.38	4.15	90.0	± 9.6 %
		Y	4.97	67.13	18.38		90.0	
		Z	4.94	67.11	18.46		90.0	
10077-CAB	IEEE 802.11g WiFi 2.4 GHz (DSSS/OFDM, 54 Mbps)	X	4.95	66.99	18.48	4.30	90.0	± 9.6 %
		Y	5.00	67.21	18.49		90.0	
		Z	4.97	67.20	18.56		90.0	

10081-CAB	CDMA2000 (1xRTT, RC3)	X	0.61	63.26	9.90	0.00	150.0	± 9.6 %
		Y	0.87	67.43	13.01		150.0	
		Z	0.58	63.10	9.56		150.0	
10082-CAB	IS-54 / IS-136 FDD (TDMA/FDM, PI/4-DQPSK, Fullrate)	X	2.50	65.17	5.97	4.77	80.0	± 9.6 %
		Y	0.75	60.00	4.55		80.0	
		Z	0.72	60.00	4.31		80.0	
10090-DAC	GPRS-FDD (TDMA, GMSK, TN 0-4)	X	100.00	107.54	23.21	6.56	60.0	± 9.6 %
		Y	100.00	110.64	24.80		60.0	
		Z	100.00	109.67	24.33		60.0	
10097-CAB	UMTS-FDD (HSDPA)	X	1.69	67.19	15.08	0.00	150.0	± 9.6 %
		Y	1.88	68.79	16.18		150.0	
		Z	1.71	67.59	15.23		150.0	
10098-CAB	UMTS-FDD (HSUPA, Subtest 2)	X	1.65	67.13	15.04	0.00	150.0	± 9.6 %
		Y	1.84	68.75	16.15		150.0	
		Z	1.67	67.53	15.19		150.0	
10099-DAC	EDGE-FDD (TDMA, 8PSK, TN 0-4)	X	8.93	91.41	32.21	9.56	60.0	± 9.6 %
		Y	10.16	94.39	33.31		60.0	
		Z	8.70	90.44	31.80		60.0	
10100-CAD	LTE-FDD (SC-FDMA, 100% RB, 20 MHz, QPSK)	X	2.94	69.72	16.26	0.00	150.0	± 9.6 %
		Y	3.18	71.08	17.07		150.0	
		Z	2.94	69.89	16.39		150.0	
10101-CAD	LTE-FDD (SC-FDMA, 100% RB, 20 MHz, 16-QAM)	X	3.09	67.13	15.64	0.00	150.0	± 9.6 %
		Y	3.21	67.85	16.08		150.0	
		Z	3.07	67.21	15.70		150.0	
10102-CAD	LTE-FDD (SC-FDMA, 100% RB, 20 MHz, 64-QAM)	X	3.20	67.14	15.76	0.00	150.0	± 9.6 %
		Y	3.32	67.82	16.17		150.0	
		Z	3.18	67.23	15.82		150.0	
10103-CAD	LTE-TDD (SC-FDMA, 100% RB, 20 MHz, QPSK)	X	5.93	75.11	20.17	3.98	65.0	± 9.6 %
		Y	6.63	76.82	20.78		65.0	
		Z	5.91	75.14	20.21		65.0	
10104-CAD	LTE-TDD (SC-FDMA, 100% RB, 20 MHz, 16-QAM)	X	5.89	73.03	20.08	3.98	65.0	± 9.6 %
		Y	6.25	73.91	20.36		65.0	
		Z	5.90	73.09	20.11		65.0	
10105-CAD	LTE-TDD (SC-FDMA, 100% RB, 20 MHz, 64-QAM)	X	5.51	71.58	19.75	3.98	65.0	± 9.6 %
		Y	6.10	73.31	20.41		65.0	
		Z	5.86	72.81	20.30		65.0	
10108-CAE	LTE-FDD (SC-FDMA, 100% RB, 10 MHz, QPSK)	X	2.55	69.01	16.09	0.00	150.0	± 9.6 %
		Y	2.75	70.30	16.89		150.0	
		Z	2.54	69.20	16.22		150.0	
10109-CAE	LTE-FDD (SC-FDMA, 100% RB, 10 MHz, 16-QAM)	X	2.74	66.99	15.50	0.00	150.0	± 9.6 %
		Y	2.87	67.79	16.01		150.0	
		Z	2.72	67.11	15.56		150.0	
10110-CAE	LTE-FDD (SC-FDMA, 100% RB, 5 MHz, QPSK)	X	2.04	68.09	15.59	0.00	150.0	± 9.6 %
		Y	2.23	69.47	16.51		150.0	
		Z	2.03	68.32	15.72		150.0	
10111-CAE	LTE-FDD (SC-FDMA, 100% RB, 5 MHz, 16-QAM)	X	2.46	67.87	15.72	0.00	150.0	± 9.6 %
		Y	2.64	69.03	16.47		150.0	
		Z	2.45	68.15	15.81		150.0	

10112-CAE	LTE-FDD (SC-FDMA, 100% RB, 10 MHz, 64-QAM)	X	2.87	67.02	15.59	0.00	150.0	± 9.6 %
		Y	3.00	67.79	16.07		150.0	
		Z	2.85	67.16	15.65		150.0	
10113-CAE	LTE-FDD (SC-FDMA, 100% RB, 5 MHz, 64-QAM)	X	2.61	68.07	15.89	0.00	150.0	± 9.6 %
		Y	2.79	69.17	16.59		150.0	
		Z	2.61	68.36	15.98		150.0	
10114-CAC	IEEE 802.11n (HT Greenfield, 13.5 Mbps, BPSK)	X	5.01	67.03	16.34	0.00	150.0	± 9.6 %
		Y	5.06	67.33	16.45		150.0	
		Z	4.97	67.05	16.35		150.0	
10115-CAC	IEEE 802.11n (HT Greenfield, 81 Mbps, 16-QAM)	X	5.27	67.10	16.38	0.00	150.0	± 9.6 %
		Y	5.32	67.38	16.48		150.0	
		Z	5.22	67.11	16.39		150.0	
10116-CAC	IEEE 802.11n (HT Greenfield, 135 Mbps, 64-QAM)	X	5.09	67.20	16.35	0.00	150.0	± 9.6 %
		Y	5.14	67.50	16.46		150.0	
		Z	5.06	67.23	16.37		150.0	
10117-CAC	IEEE 802.11n (HT Mixed, 13.5 Mbps, BPSK)	X	4.97	66.87	16.27	0.00	150.0	± 9.6 %
		Y	5.03	67.20	16.40		150.0	
		Z	4.94	66.93	16.31		150.0	
10118-CAC	IEEE 802.11n (HT Mixed, 81 Mbps, 16-QAM)	X	5.35	67.31	16.50	0.00	150.0	± 9.6 %
		Y	5.39	67.55	16.57		150.0	
		Z	5.30	67.32	16.50		150.0	
10119-CAC	IEEE 802.11n (HT Mixed, 135 Mbps, 64-QAM)	X	5.08	67.16	16.34	0.00	150.0	± 9.6 %
		Y	5.12	67.45	16.45		150.0	
		Z	5.04	67.20	16.36		150.0	
10140-CAD	LTE-FDD (SC-FDMA, 100% RB, 15 MHz, 16-QAM)	X	3.23	67.13	15.67	0.00	150.0	± 9.6 %
		Y	3.35	67.82	16.08		150.0	
		Z	3.21	67.22	15.73		150.0	
10141-CAD	LTE-FDD (SC-FDMA, 100% RB, 15 MHz, 64-QAM)	X	3.36	67.28	15.87	0.00	150.0	± 9.6 %
		Y	3.48	67.94	16.26		150.0	
		Z	3.34	67.38	15.93		150.0	
10142-CAD	LTE-FDD (SC-FDMA, 100% RB, 3 MHz, QPSK)	X	1.80	67.92	15.04	0.00	150.0	± 9.6 %
		Y	2.02	69.71	16.23		150.0	
		Z	1.78	68.19	15.11		150.0	
10143-CAD	LTE-FDD (SC-FDMA, 100% RB, 3 MHz, 16-QAM)	X	2.28	68.33	15.13	0.00	150.0	± 9.6 %
		Y	2.56	70.16	16.27		150.0	
		Z	2.27	68.61	15.13		150.0	
10144-CAD	LTE-FDD (SC-FDMA, 100% RB, 3 MHz, 64-QAM)	X	2.03	65.81	13.36	0.00	150.0	± 9.6 %
		Y	2.22	67.14	14.29		150.0	
		Z	1.98	65.83	13.22		150.0	
10145-CAE	LTE-FDD (SC-FDMA, 100% RB, 1.4 MHz, QPSK)	X	0.92	62.55	9.46	0.00	150.0	± 9.6 %
		Y	1.17	65.32	11.54		150.0	
		Z	0.84	61.98	8.80		150.0	
10146-CAE	LTE-FDD (SC-FDMA, 100% RB, 1.4 MHz, 16-QAM)	X	1.39	62.93	9.23	0.00	150.0	± 9.6 %
		Y	1.99	66.57	11.19		150.0	
		Z	1.31	62.53	8.72		150.0	
10147-CAE	LTE-FDD (SC-FDMA, 100% RB, 1.4 MHz, 64-QAM)	X	1.52	63.83	9.83	0.00	150.0	± 9.6 %
		Y	2.52	69.22	12.51		150.0	
		Z	1.42	63.36	9.28		150.0	



10149-CAD	LTE-FDD (SC-FDMA, 50% RB, 20 MHz, 16-QAM)	X	2.75	67.05	15.55	0.00	150.0	± 9.6 %
		Y	2.88	67.86	16.07		150.0	
		Z	2.73	67.18	15.62		150.0	
10150-CAD	LTE-FDD (SC-FDMA, 50% RB, 20 MHz, 64-QAM)	X	2.88	67.08	15.63	0.00	150.0	± 9.6 %
		Y	3.01	67.85	16.12		150.0	
		Z	2.86	67.22	15.70		150.0	
10151-CAD	LTE-TDD (SC-FDMA, 50% RB, 20 MHz, QPSK)	X	6.32	77.90	21.36	3.98	65.0	± 9.6 %
		Y	6.91	79.14	21.77		65.0	
		Z	6.41	78.22	21.50		65.0	
10152-CAD	LTE-TDD (SC-FDMA, 50% RB, 20 MHz, 16-QAM)	X	5.42	72.95	19.71	3.98	65.0	± 9.6 %
		Y	5.78	73.88	20.03		65.0	
		Z	5.43	73.04	19.72		65.0	
10153-CAD	LTE-TDD (SC-FDMA, 50% RB, 20 MHz, 64-QAM)	X	5.81	74.06	20.59	3.98	65.0	± 9.6 %
		Y	6.20	74.97	20.87		65.0	
		Z	5.84	74.21	20.62		65.0	
10154-CAE	LTE-FDD (SC-FDMA, 50% RB, 10 MHz, QPSK)	X	2.09	68.53	15.87	0.00	150.0	± 9.6 %
		Y	2.29	69.96	16.81		150.0	
		Z	2.08	68.78	15.99		150.0	
10155-CAE	LTE-FDD (SC-FDMA, 50% RB, 10 MHz, 16-QAM)	X	2.46	67.89	15.74	0.00	150.0	± 9.6 %
		Y	2.64	69.05	16.49		150.0	
		Z	2.46	68.18	15.84		150.0	
10156-CAE	LTE-FDD (SC-FDMA, 50% RB, 5 MHz, QPSK)	X	1.63	67.76	14.61	0.00	150.0	± 9.6 %
		Y	1.89	69.98	16.07		150.0	
		Z	1.61	67.98	14.81		150.0	
10157-CAE	LTE-FDD (SC-FDMA, 50% RB, 5 MHz, 16-QAM)	X	1.84	66.10	13.16	0.00	150.0	± 9.6 %
		Y	2.08	67.93	14.40		150.0	
		Z	1.79	66.07	12.96		150.0	
10158-CAE	LTE-FDD (SC-FDMA, 50% RB, 10 MHz, 64-QAM)	X	2.62	68.14	15.95	0.00	150.0	± 9.6 %
		Y	2.80	69.25	16.65		150.0	
		Z	2.62	68.44	16.04		150.0	
10159-CAE	LTE-FDD (SC-FDMA, 50% RB, 5 MHz, 64-QAM)	X	1.94	66.53	13.44	0.00	150.0	± 9.6 %
		Y	2.21	68.50	14.73		150.0	
		Z	1.88	66.49	13.23		150.0	
10160-CAD	LTE-FDD (SC-FDMA, 50% RB, 15 MHz, QPSK)	X	2.59	68.31	15.97	0.00	150.0	± 9.6 %
		Y	2.73	69.19	16.57		150.0	
		Z	2.58	68.51	16.08		150.0	
10161-CAD	LTE-FDD (SC-FDMA, 50% RB, 15 MHz, 16-QAM)	X	2.77	67.03	15.54	0.00	150.0	± 9.6 %
		Y	2.91	67.84	16.05		150.0	
		Z	2.75	67.18	15.60		150.0	
10162-CAD	LTE-FDD (SC-FDMA, 50% RB, 15 MHz, 64-QAM)	X	2.88	67.21	15.67	0.00	150.0	± 9.6 %
		Y	3.02	68.01	16.17		150.0	
		Z	2.86	67.38	15.74		150.0	
10166-CAE	LTE-FDD (SC-FDMA, 50% RB, 1.4 MHz, QPSK)	X	3.37	69.04	18.77	3.01	150.0	± 9.6 %
		Y	3.72	71.09	19.82		150.0	
		Z	3.38	69.53	19.11		150.0	
10167-CAE	LTE-FDD (SC-FDMA, 50% RB, 1.4 MHz, 16-QAM)	X	4.04	71.49	19.00	3.01	150.0	± 9.6 %
		Y	5.05	75.77	20.88		150.0	
		Z	4.12	72.30	19.44		150.0	

10168-CAE	LTE-FDD (SC-FDMA, 50% RB, 1.4 MHz, 64-QAM)	X	4.56	74.09	20.53	3.01	150.0	± 9.6 %
		Y	5.99	79.40	22.74		150.0	
		Z	4.72	75.27	21.13		150.0	
10169-CAD	LTE-FDD (SC-FDMA, 1 RB, 20 MHz, QPSK)	X	2.74	67.94	18.26	3.01	150.0	± 9.6 %
		Y	3.25	71.55	20.05		150.0	
		Z	2.77	68.38	18.59		150.0	
10170-CAD	LTE-FDD (SC-FDMA, 1 RB, 20 MHz, 16-QAM)	X	3.65	73.29	20.42	3.01	150.0	± 9.6 %
		Y	6.00	83.03	24.31		150.0	
		Z	3.81	74.44	21.04		150.0	
10171-AAD	LTE-FDD (SC-FDMA, 1 RB, 20 MHz, 64-QAM)	X	2.98	69.09	17.51	3.01	150.0	± 9.6 %
		Y	4.17	75.40	20.24		150.0	
		Z	3.05	69.77	17.92		150.0	
10172-CAD	LTE-TDD (SC-FDMA, 1 RB, 20 MHz, QPSK)	X	6.26	85.95	26.48	6.02	65.0	± 9.6 %
		Y	13.49	101.43	31.66		65.0	
		Z	6.07	85.72	26.58		65.0	
10173-CAD	LTE-TDD (SC-FDMA, 1 RB, 20 MHz, 16-QAM)	X	11.36	93.09	26.93	6.02	65.0	± 9.6 %
		Y	61.90	122.46	34.86		65.0	
		Z	13.00	96.00	28.02		65.0	
10174-CAD	LTE-TDD (SC-FDMA, 1 RB, 20 MHz, 64-QAM)	X	8.36	86.77	24.30	6.02	65.0	± 9.6 %
		Y	35.10	110.72	31.17		65.0	
		Z	8.86	88.32	24.99		65.0	
10175-CAE	LTE-FDD (SC-FDMA, 1 RB, 10 MHz, QPSK)	X	2.71	67.63	18.00	3.01	150.0	± 9.6 %
		Y	3.19	71.11	19.75		150.0	
		Z	2.74	68.04	18.32		150.0	
10176-CAE	LTE-FDD (SC-FDMA, 1 RB, 10 MHz, 16-QAM)	X	3.66	73.32	20.43	3.01	150.0	± 9.6 %
		Y	6.01	83.07	24.33		150.0	
		Z	3.81	74.46	21.05		150.0	
10177-CAG	LTE-FDD (SC-FDMA, 1 RB, 5 MHz, QPSK)	X	2.73	67.78	18.10	3.01	150.0	± 9.6 %
		Y	3.23	71.31	19.86		150.0	
		Z	2.76	68.20	18.41		150.0	
10178-CAE	LTE-FDD (SC-FDMA, 1 RB, 5 MHz, 16-QAM)	X	3.63	73.10	20.31	3.01	150.0	± 9.6 %
		Y	5.90	82.67	24.15		150.0	
		Z	3.78	74.24	20.93		150.0	
10179-CAE	LTE-FDD (SC-FDMA, 1 RB, 10 MHz, 64-QAM)	X	3.28	71.01	18.80	3.01	150.0	± 9.6 %
		Y	4.94	78.87	22.07		150.0	
		Z	3.38	71.91	19.31		150.0	
10180-CAE	LTE-FDD (SC-FDMA, 1 RB, 5 MHz, 64-QAM)	X	2.98	69.03	17.47	3.01	150.0	± 9.6 %
		Y	4.15	75.28	20.17		150.0	
		Z	3.04	69.71	17.88		150.0	
10181-CAD	LTE-FDD (SC-FDMA, 1 RB, 15 MHz, QPSK)	X	2.73	67.76	18.09	3.01	150.0	± 9.6 %
		Y	3.22	71.29	19.85		150.0	
		Z	2.75	68.18	18.41		150.0	
10182-CAD	LTE-FDD (SC-FDMA, 1 RB, 15 MHz, 16-QAM)	X	3.62	73.08	20.30	3.01	150.0	± 9.6 %
		Y	5.88	82.63	24.13		150.0	
		Z	3.77	74.21	20.92		150.0	
10183-AAC	LTE-FDD (SC-FDMA, 1 RB, 15 MHz, 64-QAM)	X	2.97	69.01	17.46	3.01	150.0	± 9.6 %
		Y	4.14	75.24	20.16		150.0	
		Z	3.04	69.68	17.87		150.0	

10184-CAD	LTE-FDD (SC-FDMA, 1 RB, 3 MHz, QPSK)	X	2.74	67.80	18.11	3.01	150.0	± 9.6 %
		Y	3.24	71.35	19.88		150.0	
		Z	2.77	68.22	18.43		150.0	
10185-CAD	LTE-FDD (SC-FDMA, 1 RB, 3 MHz, 16-QAM)	X	3.64	73.15	20.34	3.01	150.0	± 9.6 %
		Y	5.93	82.75	24.19		150.0	
		Z	3.79	74.29	20.96		150.0	
10186-AAD	LTE-FDD (SC-FDMA, 1 RB, 3 MHz, 64-QAM)	X	2.99	69.07	17.49	3.01	150.0	± 9.6 %
		Y	4.16	75.34	20.20		150.0	
		Z	3.05	69.75	17.90		150.0	
10187-CAE	LTE-FDD (SC-FDMA, 1 RB, 1.4 MHz, QPSK)	X	2.75	67.86	18.18	3.01	150.0	± 9.6 %
		Y	3.25	71.43	19.96		150.0	
		Z	2.78	68.29	18.51		150.0	
10188-CAE	LTE-FDD (SC-FDMA, 1 RB, 1.4 MHz, 16-QAM)	X	3.76	73.83	20.74	3.01	150.0	± 9.6 %
		Y	6.30	84.02	24.77		150.0	
		Z	3.92	75.04	21.38		150.0	
10189-AAE	LTE-FDD (SC-FDMA, 1 RB, 1.4 MHz, 64-QAM)	X	3.05	69.47	17.77	3.01	150.0	± 9.6 %
		Y	4.32	76.05	20.59		150.0	
		Z	3.12	70.18	18.19		150.0	
10193-CAC	IEEE 802.11n (HT Greenfield, 6.5 Mbps, BPSK)	X	4.39	66.44	16.00	0.00	150.0	± 9.6 %
		Y	4.46	66.83	16.18		150.0	
		Z	4.36	66.53	16.02		150.0	
10194-CAC	IEEE 802.11n (HT Greenfield, 39 Mbps, 16-QAM)	X	4.55	66.74	16.13	0.00	150.0	± 9.6 %
		Y	4.63	67.12	16.30		150.0	
		Z	4.51	66.81	16.16		150.0	
10195-CAC	IEEE 802.11n (HT Greenfield, 65 Mbps, 64-QAM)	X	4.59	66.77	16.15	0.00	150.0	± 9.6 %
		Y	4.67	67.15	16.32		150.0	
		Z	4.55	66.84	16.18		150.0	
10196-CAC	IEEE 802.11n (HT Mixed, 6.5 Mbps, BPSK)	X	4.39	66.48	16.01	0.00	150.0	± 9.6 %
		Y	4.46	66.87	16.19		150.0	
		Z	4.35	66.57	16.03		150.0	
10197-CAC	IEEE 802.11n (HT Mixed, 39 Mbps, 16-QAM)	X	4.56	66.75	16.14	0.00	150.0	± 9.6 %
		Y	4.64	67.14	16.31		150.0	
		Z	4.53	66.83	16.17		150.0	
10198-CAC	IEEE 802.11n (HT Mixed, 65 Mbps, 64-QAM)	X	4.59	66.78	16.16	0.00	150.0	± 9.6 %
		Y	4.67	67.16	16.33		150.0	
		Z	4.55	66.85	16.19		150.0	
10219-CAC	IEEE 802.11n (HT Mixed, 7.2 Mbps, BPSK)	X	4.34	66.50	15.97	0.00	150.0	± 9.6 %
		Y	4.41	66.90	16.15		150.0	
		Z	4.30	66.59	15.99		150.0	
10220-CAC	IEEE 802.11n (HT Mixed, 43.3 Mbps, 16-QAM)	X	4.56	66.72	16.13	0.00	150.0	± 9.6 %
		Y	4.63	67.10	16.30		150.0	
		Z	4.52	66.79	16.15		150.0	
10221-CAC	IEEE 802.11n (HT Mixed, 72.2 Mbps, 64-QAM)	X	4.60	66.71	16.14	0.00	150.0	± 9.6 %
		Y	4.67	67.09	16.31		150.0	
		Z	4.56	66.79	16.17		150.0	
10222-CAC	IEEE 802.11n (HT Mixed, 15 Mbps, BPSK)	X	4.94	66.87	16.27	0.00	150.0	± 9.6 %
		Y	5.00	67.20	16.40		150.0	
		Z	4.91	66.93	16.30		150.0	

10223-CAC	IEEE 802.11n (HT Mixed, 90 Mbps, 16-QAM)	X	5.26	67.15	16.43	0.00	150.0	± 9.6 %
		Y	5.29	67.39	16.51		150.0	
		Z	5.21	67.16	16.44		150.0	
10224-CAC	IEEE 802.11n (HT Mixed, 150 Mbps, 64-QAM)	X	4.98	66.98	16.25	0.00	150.0	± 9.6 %
		Y	5.05	67.32	16.38		150.0	
		Z	4.95	67.03	16.28		150.0	
10225-CAB	UMTS-FDD (HSPA+)	X	2.65	65.82	14.94	0.00	150.0	± 9.6 %
		Y	2.77	66.54	15.42		150.0	
		Z	2.63	65.96	14.93		150.0	
10226-CAA	LTE-TDD (SC-FDMA, 1 RB, 1.4 MHz, 16-QAM)	X	12.29	94.61	27.52	6.02	65.0	± 9.6 %
		Y	76.74	126.49	35.96		65.0	
		Z	14.23	97.75	28.67		65.0	
10227-CAA	LTE-TDD (SC-FDMA, 1 RB, 1.4 MHz, 64-QAM)	X	11.60	92.16	26.09	6.02	65.0	± 9.6 %
		Y	58.51	119.10	33.33		65.0	
		Z	13.58	95.42	27.28		65.0	
10228-CAA	LTE-TDD (SC-FDMA, 1 RB, 1.4 MHz, QPSK)	X	8.07	91.29	28.44	6.02	65.0	± 9.6 %
		Y	14.98	103.75	32.45		65.0	
		Z	8.37	92.43	29.01		65.0	
10229-CAB	LTE-TDD (SC-FDMA, 1 RB, 3 MHz, 16-QAM)	X	11.46	93.21	26.98	6.02	65.0	± 9.6 %
		Y	62.74	122.68	34.92		65.0	
		Z	13.11	96.13	28.07		65.0	
10230-CAB	LTE-TDD (SC-FDMA, 1 RB, 3 MHz, 64-QAM)	X	10.78	90.84	25.59	6.02	65.0	± 9.6 %
		Y	48.68	115.84	32.42		65.0	
		Z	12.46	93.85	26.71		65.0	
10231-CAB	LTE-TDD (SC-FDMA, 1 RB, 3 MHz, QPSK)	X	7.66	90.18	27.97	6.02	65.0	± 9.6 %
		Y	13.86	102.08	31.86		65.0	
		Z	7.92	91.24	28.52		65.0	
10232-CAD	LTE-TDD (SC-FDMA, 1 RB, 5 MHz, 16-QAM)	X	11.44	93.19	26.97	6.02	65.0	± 9.6 %
		Y	62.67	122.68	34.92		65.0	
		Z	13.08	96.11	28.07		65.0	
10233-CAD	LTE-TDD (SC-FDMA, 1 RB, 5 MHz, 64-QAM)	X	10.75	90.81	25.58	6.02	65.0	± 9.6 %
		Y	48.50	115.79	32.41		65.0	
		Z	12.42	93.82	26.70		65.0	
10234-CAD	LTE-TDD (SC-FDMA, 1 RB, 5 MHz, QPSK)	X	7.34	89.19	27.51	6.02	65.0	± 9.6 %
		Y	12.98	100.59	31.27		65.0	
		Z	7.57	90.21	28.04		65.0	
10235-CAD	LTE-TDD (SC-FDMA, 1 RB, 10 MHz, 16-QAM)	X	11.45	93.23	26.99	6.02	65.0	± 9.6 %
		Y	63.03	122.79	34.95		65.0	
		Z	13.11	96.15	28.08		65.0	
10236-CAD	LTE-TDD (SC-FDMA, 1 RB, 10 MHz, 64-QAM)	X	10.87	90.96	25.62	6.02	65.0	± 9.6 %
		Y	49.65	116.13	32.49		65.0	
		Z	12.57	93.99	26.75		65.0	
10237-CAD	LTE-TDD (SC-FDMA, 1 RB, 10 MHz, QPSK)	X	7.67	90.24	28.00	6.02	65.0	± 9.6 %
		Y	13.91	102.19	31.90		65.0	
		Z	7.93	91.30	28.54		65.0	
10238-CAD	LTE-TDD (SC-FDMA, 1 RB, 15 MHz, 16-QAM)	X	11.41	93.16	26.96	6.02	65.0	± 9.6 %
		Y	62.56	122.66	34.91		65.0	
		Z	13.06	96.08	28.06		65.0	

10239-CAD	LTE-TDD (SC-FDMA, 1 RB, 15 MHz, 64-QAM)	X	10.72	90.78	25.57	6.02	65.0	± 9.6 %
		Y	48.29	115.74	32.40		65.0	
		Z	12.38	93.78	26.69		65.0	
10240-CAD	LTE-TDD (SC-FDMA, 1 RB, 15 MHz, QPSK)	X	7.65	90.20	27.98	6.02	65.0	± 9.6 %
		Y	13.86	102.14	31.88		65.0	
		Z	7.91	91.26	28.53		65.0	
10241-CAA	LTE-TDD (SC-FDMA, 50% RB, 1.4 MHz, 16-QAM)	X	7.49	79.94	24.73	6.98	65.0	± 9.6 %
		Y	9.15	84.52	26.53		65.0	
		Z	7.78	81.10	25.24		65.0	
10242-CAA	LTE-TDD (SC-FDMA, 50% RB, 1.4 MHz, 64-QAM)	X	6.76	77.82	23.76	6.98	65.0	± 9.6 %
		Y	8.56	83.16	25.93		65.0	
		Z	7.57	80.56	24.94		65.0	
10243-CAA	LTE-TDD (SC-FDMA, 50% RB, 1.4 MHz, QPSK)	X	5.55	74.73	23.33	6.98	65.0	± 9.6 %
		Y	6.44	78.27	24.91		65.0	
		Z	5.56	75.03	23.50		65.0	
10244-CAB	LTE-TDD (SC-FDMA, 50% RB, 3 MHz, 16-QAM)	X	4.91	73.06	16.84	3.98	65.0	± 9.6 %
		Y	6.23	76.34	18.14		65.0	
		Z	4.96	73.17	16.71		65.0	
10245-CAB	LTE-TDD (SC-FDMA, 50% RB, 3 MHz, 64-QAM)	X	4.78	72.39	16.50	3.98	65.0	± 9.6 %
		Y	5.96	75.43	17.72		65.0	
		Z	4.79	72.41	16.32		65.0	
10246-CAB	LTE-TDD (SC-FDMA, 50% RB, 3 MHz, QPSK)	X	4.86	76.58	18.54	3.98	65.0	± 9.6 %
		Y	5.74	78.81	19.49		65.0	
		Z	4.75	76.10	18.16		65.0	
10247-CAD	LTE-TDD (SC-FDMA, 50% RB, 5 MHz, 16-QAM)	X	4.54	72.63	17.68	3.98	65.0	± 9.6 %
		Y	5.00	73.89	18.23		65.0	
		Z	4.50	72.44	17.41		65.0	
10248-CAD	LTE-TDD (SC-FDMA, 50% RB, 5 MHz, 64-QAM)	X	4.51	72.01	17.39	3.98	65.0	± 9.6 %
		Y	4.93	73.18	17.90		65.0	
		Z	4.45	71.77	17.09		65.0	
10249-CAD	LTE-TDD (SC-FDMA, 50% RB, 5 MHz, QPSK)	X	6.38	81.20	21.41	3.98	65.0	± 9.6 %
		Y	7.34	83.11	22.13		65.0	
		Z	6.46	81.34	21.34		65.0	
10250-CAD	LTE-TDD (SC-FDMA, 50% RB, 10 MHz, 16-QAM)	X	5.54	75.67	20.83	3.98	65.0	± 9.6 %
		Y	5.99	76.71	21.17		65.0	
		Z	5.60	75.87	20.83		65.0	
10251-CAD	LTE-TDD (SC-FDMA, 50% RB, 10 MHz, 64-QAM)	X	5.22	73.28	19.41	3.98	65.0	± 9.6 %
		Y	5.60	74.26	19.76		65.0	
		Z	5.22	73.35	19.34		65.0	
10252-CAD	LTE-TDD (SC-FDMA, 50% RB, 10 MHz, QPSK)	X	6.60	81.03	22.49	3.98	65.0	± 9.6 %
		Y	7.35	82.49	22.99		65.0	
		Z	6.74	81.46	22.63		65.0	
10253-CAD	LTE-TDD (SC-FDMA, 50% RB, 15 MHz, 16-QAM)	X	5.32	72.45	19.46	3.98	65.0	± 9.6 %
		Y	5.67	73.38	19.78		65.0	
		Z	5.34	72.58	19.46		65.0	
10254-CAD	LTE-TDD (SC-FDMA, 50% RB, 15 MHz, 64-QAM)	X	5.67	73.46	20.23	3.98	65.0	± 9.6 %
		Y	6.04	74.36	20.52		65.0	
		Z	5.70	73.62	20.25		65.0	

10255-CAD	LTE-TDD (SC-FDMA, 50% RB, 15 MHz, QPSK)	X	6.00	77.17	21.28	3.98	65.0	± 9.6 %
		Y	6.54	78.36	21.67		65.0	
		Z	6.09	77.51	21.41		65.0	
10256-CAA	LTE-TDD (SC-FDMA, 100% RB, 1.4 MHz, 16-QAM)	X	3.55	68.31	13.56	3.98	65.0	± 9.6 %
		Y	4.31	70.70	14.63		65.0	
		Z	3.47	67.95	13.18		65.0	
10257-CAA	LTE-TDD (SC-FDMA, 100% RB, 1.4 MHz, 64-QAM)	X	3.46	67.65	13.15	3.98	65.0	± 9.6 %
		Y	4.12	69.78	14.12		65.0	
		Z	3.37	67.24	12.73		65.0	
10258-CAA	LTE-TDD (SC-FDMA, 100% RB, 1.4 MHz, QPSK)	X	3.31	70.56	15.03	3.98	65.0	± 9.6 %
		Y	3.93	72.68	16.08		65.0	
		Z	3.14	69.68	14.40		65.0	
10259-CAB	LTE-TDD (SC-FDMA, 100% RB, 3 MHz, 16-QAM)	X	4.95	73.85	18.86	3.98	65.0	± 9.6 %
		Y	5.40	75.01	19.32		65.0	
		Z	4.95	73.84	18.70		65.0	
10260-CAB	LTE-TDD (SC-FDMA, 100% RB, 3 MHz, 64-QAM)	X	4.97	73.54	18.73	3.98	65.0	± 9.6 %
		Y	5.40	74.66	19.18		65.0	
		Z	4.96	73.50	18.55		65.0	
10261-CAB	LTE-TDD (SC-FDMA, 100% RB, 3 MHz, QPSK)	X	6.09	80.15	21.50	3.98	65.0	± 9.6 %
		Y	6.88	81.79	22.11		65.0	
		Z	6.20	80.42	21.51		65.0	
10262-CAD	LTE-TDD (SC-FDMA, 100% RB, 5 MHz, 16-QAM)	X	5.53	75.60	20.77	3.98	65.0	± 9.6 %
		Y	5.97	76.64	21.12		65.0	
		Z	5.58	75.79	20.77		65.0	
10263-CAD	LTE-TDD (SC-FDMA, 100% RB, 5 MHz, 64-QAM)	X	5.21	73.26	19.40	3.98	65.0	± 9.6 %
		Y	5.59	74.24	19.76		65.0	
		Z	5.21	73.32	19.33		65.0	
10264-CAD	LTE-TDD (SC-FDMA, 100% RB, 5 MHz, QPSK)	X	6.52	80.79	22.38	3.98	65.0	± 9.6 %
		Y	7.26	82.25	22.87		65.0	
		Z	6.65	81.20	22.51		65.0	
10265-CAD	LTE-TDD (SC-FDMA, 100% RB, 10 MHz, 16-QAM)	X	5.42	72.95	19.72	3.98	65.0	± 9.6 %
		Y	5.78	73.89	20.03		65.0	
		Z	5.43	73.04	19.72		65.0	
10266-CAD	LTE-TDD (SC-FDMA, 100% RB, 10 MHz, 64-QAM)	X	5.81	74.04	20.57	3.98	65.0	± 9.6 %
		Y	6.19	74.96	20.86		65.0	
		Z	5.84	74.19	20.60		65.0	
10267-CAD	LTE-TDD (SC-FDMA, 100% RB, 10 MHz, QPSK)	X	6.31	77.85	21.33	3.98	65.0	± 9.6 %
		Y	6.90	79.09	21.75		65.0	
		Z	6.39	78.16	21.48		65.0	
10268-CAD	LTE-TDD (SC-FDMA, 100% RB, 15 MHz, 16-QAM)	X	6.05	72.91	20.14	3.98	65.0	± 9.6 %
		Y	6.40	73.76	20.40		65.0	
		Z	6.06	73.00	20.17		65.0	
10269-CAD	LTE-TDD (SC-FDMA, 100% RB, 15 MHz, 64-QAM)	X	6.03	72.50	20.01	3.98	65.0	± 9.6 %
		Y	6.37	73.34	20.27		65.0	
		Z	6.05	72.60	20.04		65.0	
10270-CAD	LTE-TDD (SC-FDMA, 100% RB, 15 MHz, QPSK)	X	6.14	75.03	20.36	3.98	65.0	± 9.6 %
		Y	6.59	76.06	20.69		65.0	
		Z	6.19	75.26	20.47		65.0	

10274-CAB	UMTS-FDD (HSUPA, Subtest 5, 3GPP Rel8.10)	X	2.45	66.18	14.83	0.00	150.0	± 9.6 %
		Y	2.58	67.05	15.42		150.0	
		Z	2.44	66.39	14.86		150.0	
10275-CAB	UMTS-FDD (HSUPA, Subtest 5, 3GPP Rel8.4)	X	1.45	67.15	14.79	0.00	150.0	± 9.6 %
		Y	1.65	68.98	16.07		150.0	
		Z	1.46	67.49	14.94		150.0	
10277-CAA	PHS (QPSK)	X	2.05	60.99	6.61	9.03	50.0	± 9.6 %
		Y	2.14	61.42	6.98		50.0	
		Z	2.15	61.21	6.84		50.0	
10278-CAA	PHS (QPSK, BW 884MHz, Rolloff 0.5)	X	3.88	69.24	13.58	9.03	50.0	± 9.6 %
		Y	4.38	71.00	14.54		50.0	
		Z	3.84	68.69	13.30		50.0	
10279-CAA	PHS (QPSK, BW 884MHz, Rolloff 0.38)	X	4.00	69.55	13.78	9.03	50.0	± 9.6 %
		Y	4.51	71.31	14.73		50.0	
		Z	3.94	68.96	13.47		50.0	
10290-AAB	CDMA2000, RC1, SO55, Full Rate	X	1.07	65.69	11.52	0.00	150.0	± 9.6 %
		Y	1.53	70.26	14.37		150.0	
		Z	1.01	65.37	11.10		150.0	
10291-AAB	CDMA2000, RC3, SO55, Full Rate	X	0.60	63.10	9.79	0.00	150.0	± 9.6 %
		Y	0.85	67.12	12.84		150.0	
		Z	0.57	62.93	9.45		150.0	
10292-AAB	CDMA2000, RC3, SO32, Full Rate	X	0.74	66.24	11.75	0.00	150.0	± 9.6 %
		Y	1.46	75.17	16.76		150.0	
		Z	0.73	66.36	11.54		150.0	
10293-AAB	CDMA2000, RC3, SO3, Full Rate	X	1.24	72.67	15.10	0.00	150.0	± 9.6 %
		Y	5.17	93.05	23.35		150.0	
		Z	1.42	74.33	15.45		150.0	
10295-AAB	CDMA2000, RC1, SO3, 1/8th Rate 25 fr.	X	9.92	85.20	23.12	9.03	50.0	± 9.6 %
		Y	9.50	84.91	23.23		50.0	
		Z	10.83	86.02	23.20		50.0	
10297-AAC	LTE-FDD (SC-FDMA, 50% RB, 20 MHz, QPSK)	X	2.57	69.12	16.16	0.00	150.0	± 9.6 %
		Y	2.77	70.42	16.97		150.0	
		Z	2.55	69.32	16.30		150.0	
10298-AAC	LTE-FDD (SC-FDMA, 50% RB, 3 MHz, QPSK)	X	1.27	65.66	12.33	0.00	150.0	± 9.6 %
		Y	1.58	68.64	14.32		150.0	
		Z	1.21	65.43	11.98		150.0	
10299-AAC	LTE-FDD (SC-FDMA, 50% RB, 3 MHz, 16-QAM)	X	2.00	66.49	12.18	0.00	150.0	± 9.6 %
		Y	3.31	72.57	14.96		150.0	
		Z	1.99	66.70	12.06		150.0	
10300-AAC	LTE-FDD (SC-FDMA, 50% RB, 3 MHz, 64-QAM)	X	1.58	63.09	9.74	0.00	150.0	± 9.6 %
		Y	1.99	65.54	11.08		150.0	
		Z	1.51	62.92	9.42		150.0	
10301-AAA	IEEE 802.16e WiMAX (29:18, 5ms, 10MHz, QPSK, PUSC)	X	4.69	65.76	17.48	4.17	50.0	± 9.6 %
		Y	4.64	65.55	17.37		50.0	
		Z	4.67	65.93	17.49		50.0	
10302-AAA	IEEE 802.16e WiMAX (29:18, 5ms, 10MHz, QPSK, PUSC, 3 CTRL symbols)	X	5.09	65.93	17.93	4.96	50.0	± 9.6 %
		Y	5.12	66.18	18.09		50.0	
		Z	5.09	66.17	17.98		50.0	

10303-AAA	IEEE 802.16e WiMAX (31:15, 5ms, 10MHz, 64QAM, PUSC)	X	4.84	65.58	17.76	4.96	50.0	± 9.6 %
		Y	4.88	65.83	17.92		50.0	
		Z	4.85	65.84	17.81		50.0	
10304-AAA	IEEE 802.16e WiMAX (29:18, 5ms, 10MHz, 64QAM, PUSC)	X	4.65	65.44	17.26	4.17	50.0	± 9.6 %
		Y	4.69	65.73	17.44		50.0	
		Z	4.65	65.69	17.31		50.0	
10305-AAA	IEEE 802.16e WiMAX (31:15, 10ms, 10MHz, 64QAM, PUSC, 15 symbols)	X	4.44	68.14	19.56	6.02	35.0	± 9.6 %
		Y	4.41	68.01	19.60		35.0	
		Z	4.62	69.17	19.86		35.0	
10306-AAA	IEEE 802.16e WiMAX (29:18, 10ms, 10MHz, 64QAM, PUSC, 18 symbols)	X	4.68	66.85	19.08	6.02	35.0	± 9.6 %
		Y	4.67	66.81	19.12		35.0	
		Z	4.77	67.53	19.30		35.0	
10307-AAA	IEEE 802.16e WiMAX (29:18, 10ms, 10MHz, QPSK, PUSC, 18 symbols)	X	4.59	67.04	19.05	6.02	35.0	± 9.6 %
		Y	4.58	66.99	19.09		35.0	
		Z	4.69	67.75	19.27		35.0	
10308-AAA	IEEE 802.16e WiMAX (29:18, 10ms, 10MHz, 16QAM, PUSC)	X	4.57	67.28	19.21	6.02	35.0	± 9.6 %
		Y	4.56	67.23	19.25		35.0	
		Z	4.69	68.04	19.45		35.0	
10309-AAA	IEEE 802.16e WiMAX (29:18, 10ms, 10MHz, 16QAM, AMC 2x3, 18 symbols)	X	4.73	67.04	19.22	6.02	35.0	± 9.6 %
		Y	4.72	66.99	19.24		35.0	
		Z	4.82	67.69	19.42		35.0	
10310-AAA	IEEE 802.16e WiMAX (29:18, 10ms, 10MHz, QPSK, AMC 2x3, 18 symbols)	X	4.63	66.94	19.07	6.02	35.0	± 9.6 %
		Y	4.63	66.90	19.11		35.0	
		Z	4.74	67.65	19.30		35.0	
10311-AAC	LTE-FDD (SC-FDMA, 100% RB, 15 MHz, QPSK)	X	2.92	68.38	15.85	0.00	150.0	± 9.6 %
		Y	3.14	69.67	16.60		150.0	
		Z	2.91	68.56	15.97		150.0	
10313-AAA	iDEN 1:3	X	2.95	70.69	14.66	6.99	70.0	± 9.6 %
		Y	3.98	74.43	16.48		70.0	
		Z	3.15	71.48	15.14		70.0	
10314-AAA	iDEN 1:6	X	5.04	79.92	21.00	10.00	30.0	± 9.6 %
		Y	6.78	84.92	23.16		30.0	
		Z	5.73	81.64	21.73		30.0	
10315-AAB	IEEE 802.11b WiFi 2.4 GHz (DSSS, 1 Mbps, 96pc duty cycle)	X	0.97	63.25	14.68	0.17	150.0	± 9.6 %
		Y	1.08	64.33	15.52		150.0	
		Z	0.98	63.49	14.85		150.0	
10316-AAB	IEEE 802.11g WiFi 2.4 GHz (ERP-OFDM, 6 Mbps, 96pc duty cycle)	X	4.44	66.48	16.13	0.17	150.0	± 9.6 %
		Y	4.51	66.82	16.27		150.0	
		Z	4.41	66.56	16.16		150.0	
10317-AAC	IEEE 802.11a WiFi 5 GHz (OFDM, 6 Mbps, 96pc duty cycle)	X	4.44	66.48	16.13	0.17	150.0	± 9.6 %
		Y	4.51	66.82	16.27		150.0	
		Z	4.41	66.56	16.16		150.0	
10400-AAD	IEEE 802.11ac WiFi (20MHz, 64-QAM, 99pc duty cycle)	X	4.53	66.78	16.11	0.00	150.0	± 9.6 %
		Y	4.61	67.15	16.28		150.0	
		Z	4.49	66.84	16.14		150.0	
10401-AAD	IEEE 802.11ac WiFi (40MHz, 64-QAM, 99pc duty cycle)	X	5.27	67.03	16.34	0.00	150.0	± 9.6 %
		Y	5.28	67.17	16.36		150.0	
		Z	5.22	67.01	16.33		150.0	



10402-AAD	IEEE 802.11ac WiFi (80MHz, 64-QAM, 99pc duty cycle)	X	5.50	67.24	16.31	0.00	150.0	± 9.6 %
		Y	5.56	67.57	16.43		150.0	
		Z	5.47	67.27	16.33		150.0	
10403-AAB	CDMA2000 (1xEV-DO, Rev. 0)	X	1.07	65.69	11.52	0.00	115.0	± 9.6 %
		Y	1.53	70.26	14.37		115.0	
		Z	1.01	65.37	11.10		115.0	
10404-AAB	CDMA2000 (1xEV-DO, Rev. A)	X	1.07	65.69	11.52	0.00	115.0	± 9.6 %
		Y	1.53	70.26	14.37		115.0	
		Z	1.01	65.37	11.10		115.0	
10406-AAB	CDMA2000, RC3, SO32, SCH0, Full Rate	X	23.46	102.23	25.39	0.00	100.0	± 9.6 %
		Y	100.00	115.29	27.21		100.0	
		Z	100.00	120.73	29.57		100.0	
10410-AAD	LTE-TDD (SC-FDMA, 1 RB, 10 MHz, QPSK, UL Subframe=2,3,4,7,8,9, Subframe Conf=4)	X	55.06	113.36	27.76	3.23	80.0	± 9.6 %
		Y	100.00	120.25	29.20		80.0	
		Z	100.00	122.59	30.17		80.0	
10415-AAA	IEEE 802.11b WiFi 2.4 GHz (DSSS, 1 Mbps, 99pc duty cycle)	X	0.91	62.47	14.11	0.00	150.0	± 9.6 %
		Y	1.00	63.52	14.99		150.0	
		Z	0.91	62.68	14.27		150.0	
10416-AAA	IEEE 802.11g WiFi 2.4 GHz (ERP-OFDM, 6 Mbps, 99pc duty cycle)	X	4.39	66.47	16.07	0.00	150.0	± 9.6 %
		Y	4.46	66.85	16.24		150.0	
		Z	4.36	66.56	16.10		150.0	
10417-AAB	IEEE 802.11a/h WiFi 5 GHz (OFDM, 6 Mbps, 99pc duty cycle)	X	4.39	66.47	16.07	0.00	150.0	± 9.6 %
		Y	4.46	66.85	16.24		150.0	
		Z	4.36	66.56	16.10		150.0	
10418-AAA	IEEE 802.11g WiFi 2.4 GHz (DSSS-OFDM, 6 Mbps, 99pc duty cycle, Long preamble)	X	4.38	66.64	16.10	0.00	150.0	± 9.6 %
		Y	4.46	67.04	16.28		150.0	
		Z	4.35	66.74	16.14		150.0	
10419-AAA	IEEE 802.11g WiFi 2.4 GHz (DSSS-OFDM, 6 Mbps, 99pc duty cycle, Short preamble)	X	4.40	66.59	16.10	0.00	150.0	± 9.6 %
		Y	4.48	66.98	16.27		150.0	
		Z	4.37	66.68	16.13		150.0	
10422-AAB	IEEE 802.11n (HT Greenfield, 7.2 Mbps, BPSK)	X	4.51	66.58	16.11	0.00	150.0	± 9.6 %
		Y	4.59	66.96	16.28		150.0	
		Z	4.48	66.67	16.14		150.0	
10423-AAB	IEEE 802.11n (HT Greenfield, 43.3 Mbps, 16-QAM)	X	4.67	66.88	16.22	0.00	150.0	± 9.6 %
		Y	4.74	67.25	16.38		150.0	
		Z	4.62	66.95	16.24		150.0	
10424-AAB	IEEE 802.11n (HT Greenfield, 72.2 Mbps, 64-QAM)	X	4.59	66.83	16.19	0.00	150.0	± 9.6 %
		Y	4.67	67.21	16.36		150.0	
		Z	4.55	66.90	16.22		150.0	
10425-AAB	IEEE 802.11n (HT Greenfield, 15 Mbps, BPSK)	X	5.20	67.12	16.39	0.00	150.0	± 9.6 %
		Y	5.25	67.39	16.48		150.0	
		Z	5.17	67.16	16.41		150.0	
10426-AAB	IEEE 802.11n (HT Greenfield, 90 Mbps, 16-QAM)	X	5.23	67.21	16.43	0.00	150.0	± 9.6 %
		Y	5.26	67.44	16.50		150.0	
		Z	5.19	67.25	16.45		150.0	

10427-AAB	IEEE 802.11n (HT Greenfield, 150 Mbps, 64-QAM)	X	5.23	67.14	16.39	0.00	150.0	± 9.6 %
		Y	5.27	67.40	16.48		150.0	
		Z	5.18	67.14	16.40		150.0	
10430-AAB	LTE-FDD (OFDMA, 5 MHz, E-TM 3.1)	X	4.20	71.33	18.23	0.00	150.0	± 9.6 %
		Y	4.38	72.12	18.67		150.0	
		Z	4.24	71.88	18.40		150.0	
10431-AAB	LTE-FDD (OFDMA, 10 MHz, E-TM 3.1)	X	4.04	67.01	16.00	0.00	150.0	± 9.6 %
		Y	4.14	67.47	16.25		150.0	
		Z	4.00	67.12	16.01		150.0	
10432-AAB	LTE-FDD (OFDMA, 15 MHz, E-TM 3.1)	X	4.35	66.89	16.12	0.00	150.0	± 9.6 %
		Y	4.44	67.29	16.32		150.0	
		Z	4.31	66.97	16.15		150.0	
10433-AAB	LTE-FDD (OFDMA, 20 MHz, E-TM 3.1)	X	4.61	66.86	16.21	0.00	150.0	± 9.6 %
		Y	4.68	67.24	16.38		150.0	
		Z	4.57	66.94	16.24		150.0	
10434-AAA	W-CDMA (BS Test Model 1, 64 DPCH)	X	4.31	72.22	18.13	0.00	150.0	± 9.6 %
		Y	4.57	73.29	18.72		150.0	
		Z	4.37	72.83	18.28		150.0	
10435-AAC	LTE-TDD (SC-FDMA, 1 RB, 20 MHz, QPSK, UL Subframe=2,3,4,7,8,9)	X	46.38	110.94	27.14	3.23	80.0	± 9.6 %
		Y	100.00	119.98	29.08		80.0	
		Z	100.00	122.32	30.05		80.0	
10447-AAB	LTE-FDD (OFDMA, 5 MHz, E-TM 3.1, Clipping 44%)	X	3.31	66.87	15.09	0.00	150.0	± 9.6 %
		Y	3.44	67.57	15.54		150.0	
		Z	3.26	66.97	15.03		150.0	
10448-AAB	LTE-FDD (OFDMA, 10 MHz, E-TM 3.1, Clipping 44%)	X	3.89	66.79	15.86	0.00	150.0	± 9.6 %
		Y	3.98	67.27	16.12		150.0	
		Z	3.85	66.90	15.88		150.0	
10449-AAB	LTE-FDD (OFDMA, 15 MHz, E-TM 3.1, Clipping 44%)	X	4.17	66.71	16.01	0.00	150.0	± 9.6 %
		Y	4.26	67.14	16.23		150.0	
		Z	4.14	66.80	16.04		150.0	
10450-AAB	LTE-FDD (OFDMA, 20 MHz, E-TM 3.1, Clipping 44%)	X	4.38	66.63	16.06	0.00	150.0	± 9.6 %
		Y	4.46	67.03	16.25		150.0	
		Z	4.35	66.71	16.09		150.0	
10451-AAA	W-CDMA (BS Test Model 1, 64 DPCH, Clipping 44%)	X	3.16	66.87	14.55	0.00	150.0	± 9.6 %
		Y	3.31	67.71	15.09		150.0	
		Z	3.09	66.88	14.41		150.0	
10456-AAB	IEEE 802.11ac WiFi (160MHz, 64-QAM, 99pc duty cycle)	X	6.10	67.71	16.58	0.00	150.0	± 9.6 %
		Y	6.13	67.95	16.63		150.0	
		Z	6.10	67.81	16.63		150.0	
10457-AAA	UMTS-FDD (DC-HSDPA)	X	3.68	65.12	15.78	0.00	150.0	± 9.6 %
		Y	3.75	65.52	15.96		150.0	
		Z	3.67	65.23	15.81		150.0	
10458-AAA	CDMA2000 (1xEV-DO, Rev. B, 2 carriers)	X	3.88	71.11	17.24	0.00	150.0	± 9.6 %
		Y	4.15	72.36	17.96		150.0	
		Z	3.88	71.47	17.22		150.0	
10459-AAA	CDMA2000 (1xEV-DO, Rev. B, 3 carriers)	X	5.03	68.93	18.26	0.00	150.0	± 9.6 %
		Y	5.12	69.27	18.40		150.0	
		Z	5.02	69.28	18.31		150.0	

10460-AAA	UMTS-FDD (WCDMA, AMR)	X	0.76	67.21	14.98	0.00	150.0	± 9.6 %
		Y	0.95	70.10	17.17		150.0	
		Z	0.78	67.84	15.35		150.0	
10461-AAA	LTE-TDD (SC-FDMA, 1 RB, 1.4 MHz, QPSK, UL Subframe=2,3,4,7,8,9)	X	100.00	124.22	31.05	3.29	80.0	± 9.6 %
		Y	100.00	126.59	32.12		80.0	
		Z	100.00	126.67	32.13		80.0	
10462-AAA	LTE-TDD (SC-FDMA, 1 RB, 1.4 MHz, 16-QAM, UL Subframe=2,3,4,7,8,9)	X	1.13	62.20	9.29	3.23	80.0	± 9.6 %
		Y	1.76	66.14	10.65		80.0	
		Z	1.32	63.88	10.13		80.0	
10463-AAA	LTE-TDD (SC-FDMA, 1 RB, 1.4 MHz, 64-QAM, UL Subframe=2,3,4,7,8,9)	X	0.91	60.00	7.67	3.23	80.0	± 9.6 %
		Y	0.95	60.52	7.63		80.0	
		Z	0.89	60.00	7.73		80.0	
10464-AAA	LTE-TDD (SC-FDMA, 1 RB, 3 MHz, QPSK, UL Subframe=2,3,4,7,8,9)	X	47.59	111.65	27.34	3.23	80.0	± 9.6 %
		Y	100.00	123.29	30.45		80.0	
		Z	100.00	123.26	30.40		80.0	
10465-AAA	LTE-TDD (SC-FDMA, 1 RB, 3 MHz, 16-QAM, UL Subframe=2,3,4,7,8,9)	X	1.05	61.52	8.89	3.23	80.0	± 9.6 %
		Y	1.46	64.47	9.90		80.0	
		Z	1.18	62.83	9.59		80.0	
10466-AAA	LTE-TDD (SC-FDMA, 1 RB, 3 MHz, 64-QAM, UL Subframe=2,3,4,7,8,9)	X	0.91	60.00	7.62	3.23	80.0	± 9.6 %
		Y	0.90	60.08	7.36		80.0	
		Z	0.89	60.00	7.68		80.0	
10467-AAC	LTE-TDD (SC-FDMA, 1 RB, 5 MHz, QPSK, UL Subframe=2,3,4,7,8,9)	X	72.09	117.06	28.59	3.23	80.0	± 9.6 %
		Y	100.00	123.66	30.60		80.0	
		Z	100.00	123.63	30.56		80.0	
10468-AAC	LTE-TDD (SC-FDMA, 1 RB, 5 MHz, 16-QAM, UL Subframe=2,3,4,7,8,9)	X	1.07	61.70	9.00	3.23	80.0	± 9.6 %
		Y	1.53	64.89	10.09		80.0	
		Z	1.22	63.12	9.74		80.0	
10469-AAC	LTE-TDD (SC-FDMA, 1 RB, 5 MHz, 64-QAM, UL Subframe=2,3,4,7,8,9)	X	0.91	60.00	7.62	3.23	80.0	± 9.6 %
		Y	0.90	60.09	7.36		80.0	
		Z	0.89	60.00	7.68		80.0	
10470-AAC	LTE-TDD (SC-FDMA, 1 RB, 10 MHz, QPSK, UL Subframe=2,3,4,7,8,9)	X	74.02	117.39	28.66	3.23	80.0	± 9.6 %
		Y	100.00	123.68	30.61		80.0	
		Z	100.00	123.65	30.56		80.0	
10471-AAC	LTE-TDD (SC-FDMA, 1 RB, 10 MHz, 16-QAM, UL Subframe=2,3,4,7,8,9)	X	1.07	61.65	8.96	3.23	80.0	± 9.6 %
		Y	1.51	64.78	10.03		80.0	
		Z	1.21	63.05	9.70		80.0	
10472-AAC	LTE-TDD (SC-FDMA, 1 RB, 10 MHz, 64-QAM, UL Subframe=2,3,4,7,8,9)	X	0.91	60.00	7.61	3.23	80.0	± 9.6 %
		Y	0.89	60.04	7.32		80.0	
		Z	0.89	60.00	7.66		80.0	
10473-AAC	LTE-TDD (SC-FDMA, 1 RB, 15 MHz, QPSK, UL Subframe=2,3,4,7,8,9)	X	72.58	117.11	28.59	3.23	80.0	± 9.6 %
		Y	100.00	123.64	30.59		80.0	
		Z	100.00	123.61	30.54		80.0	
10474-AAC	LTE-TDD (SC-FDMA, 1 RB, 15 MHz, 16-QAM, UL Subframe=2,3,4,7,8,9)	X	1.06	61.62	8.95	3.23	80.0	± 9.6 %
		Y	1.50	64.73	10.01		80.0	
		Z	1.20	63.02	9.68		80.0	
10475-AAC	LTE-TDD (SC-FDMA, 1 RB, 15 MHz, 64-QAM, UL Subframe=2,3,4,7,8,9)	X	0.91	60.00	7.61	3.23	80.0	± 9.6 %
		Y	0.89	60.02	7.32		80.0	
		Z	0.89	60.00	7.66		80.0	

10477-AAC	LTE-TDD (SC-FDMA, 1 RB, 20 MHz, 16-QAM, UL Subframe=2,3,4,7,8,9)	X	1.04	61.46	8.85	3.23	80.0	± 9.6 %
		Y	1.44	64.36	9.83		80.0	
		Z	1.17	62.77	9.54		80.0	
10478-AAC	LTE-TDD (SC-FDMA, 1 RB, 20 MHz, 64-QAM, UL Subframe=2,3,4,7,8,9)	X	0.91	60.00	7.60	3.23	80.0	± 9.6 %
		Y	0.89	60.00	7.29		80.0	
		Z	0.89	60.00	7.65		80.0	
10479-AAA	LTE-TDD (SC-FDMA, 50% RB, 1.4 MHz, QPSK, UL Subframe=2,3,4,7,8,9)	X	8.21	87.49	22.94	3.23	80.0	± 9.6 %
		Y	20.18	101.14	27.13		80.0	
		Z	18.46	99.74	26.54		80.0	
10480-AAA	LTE-TDD (SC-FDMA, 50% RB, 1.4 MHz, 16-QAM, UL Subframe=2,3,4,7,8,9)	X	5.14	76.02	17.14	3.23	80.0	± 9.6 %
		Y	17.56	91.22	21.83		80.0	
		Z	8.18	81.93	19.01		80.0	
10481-AAA	LTE-TDD (SC-FDMA, 50% RB, 1.4 MHz, 64-QAM, UL Subframe=2,3,4,7,8,9)	X	3.78	71.70	15.15	3.23	80.0	± 9.6 %
		Y	9.36	82.53	18.82		80.0	
		Z	4.98	75.18	16.32		80.0	
10482-AAA	LTE-TDD (SC-FDMA, 50% RB, 3 MHz, QPSK, UL Subframe=2,3,4,7,8,9)	X	2.35	69.25	15.02	2.23	80.0	± 9.6 %
		Y	3.01	72.46	16.59		80.0	
		Z	2.33	69.25	14.80		80.0	
10483-AAA	LTE-TDD (SC-FDMA, 50% RB, 3 MHz, 16-QAM, UL Subframe=2,3,4,7,8,9)	X	3.09	69.06	14.42	2.23	80.0	± 9.6 %
		Y	4.90	74.92	16.84		80.0	
		Z	3.31	69.99	14.61		80.0	
10484-AAA	LTE-TDD (SC-FDMA, 50% RB, 3 MHz, 64-QAM, UL Subframe=2,3,4,7,8,9)	X	2.93	68.12	14.03	2.23	80.0	± 9.6 %
		Y	4.36	73.23	16.22		80.0	
		Z	3.05	68.75	14.10		80.0	
10485-AAC	LTE-TDD (SC-FDMA, 50% RB, 5 MHz, QPSK, UL Subframe=2,3,4,7,8,9)	X	2.95	72.33	17.49	2.23	80.0	± 9.6 %
		Y	3.47	74.53	18.53		80.0	
		Z	3.08	73.09	17.68		80.0	
10486-AAC	LTE-TDD (SC-FDMA, 50% RB, 5 MHz, 16-QAM, UL Subframe=2,3,4,7,8,9)	X	2.76	67.89	15.02	2.23	80.0	± 9.6 %
		Y	3.16	69.70	15.94		80.0	
		Z	2.75	68.00	14.88		80.0	
10487-AAC	LTE-TDD (SC-FDMA, 50% RB, 5 MHz, 64-QAM, UL Subframe=2,3,4,7,8,9)	X	2.75	67.50	14.83	2.23	80.0	± 9.6 %
		Y	3.13	69.21	15.71		80.0	
		Z	2.74	67.55	14.66		80.0	
10488-AAC	LTE-TDD (SC-FDMA, 50% RB, 10 MHz, QPSK, UL Subframe=2,3,4,7,8,9)	X	3.27	71.87	18.23	2.23	80.0	± 9.6 %
		Y	3.61	73.22	18.84		80.0	
		Z	3.35	72.44	18.47		80.0	
10489-AAC	LTE-TDD (SC-FDMA, 50% RB, 10 MHz, 16-QAM, UL Subframe=2,3,4,7,8,9)	X	3.21	68.44	16.77	2.23	80.0	± 9.6 %
		Y	3.45	69.44	17.24		80.0	
		Z	3.25	68.82	16.89		80.0	
10490-AAC	LTE-TDD (SC-FDMA, 50% RB, 10 MHz, 64-QAM, UL Subframe=2,3,4,7,8,9)	X	3.29	68.29	16.72	2.23	80.0	± 9.6 %
		Y	3.53	69.24	17.16		80.0	
		Z	3.33	68.65	16.82		80.0	
10491-AAC	LTE-TDD (SC-FDMA, 50% RB, 15 MHz, QPSK, UL Subframe=2,3,4,7,8,9)	X	3.51	70.39	17.81	2.23	80.0	± 9.6 %
		Y	3.78	71.45	18.28		80.0	
		Z	3.55	70.76	17.99		80.0	
10492-AAC	LTE-TDD (SC-FDMA, 50% RB, 15 MHz, 16-QAM, UL Subframe=2,3,4,7,8,9)	X	3.56	67.76	16.86	2.23	80.0	± 9.6 %
		Y	3.76	68.54	17.20		80.0	
		Z	3.58	68.03	16.97		80.0	

10493-AAC	LTE-TDD (SC-FDMA, 50% RB, 15 MHz, 64-QAM, UL Subframe=2,3,4,7,8,9)	X	3.62	67.64	16.82	2.23	80.0	± 9.6 %
		Y	3.82	68.40	17.14		80.0	
		Z	3.64	67.90	16.91		80.0	
10494-AAC	LTE-TDD (SC-FDMA, 50% RB, 20 MHz, QPSK, UL Subframe=2,3,4,7,8,9)	X	3.79	71.83	18.26	2.23	80.0	± 9.6 %
		Y	4.13	73.06	18.79		80.0	
		Z	3.85	72.23	18.46		80.0	
10495-AAC	LTE-TDD (SC-FDMA, 50% RB, 20 MHz, 16-QAM, UL Subframe=2,3,4,7,8,9)	X	3.59	68.11	17.06	2.23	80.0	± 9.6 %
		Y	3.79	68.91	17.40		80.0	
		Z	3.61	68.36	17.17		80.0	
10496-AAC	LTE-TDD (SC-FDMA, 50% RB, 20 MHz, 64-QAM, UL Subframe=2,3,4,7,8,9)	X	3.67	67.87	17.00	2.23	80.0	± 9.6 %
		Y	3.86	68.62	17.31		80.0	
		Z	3.69	68.11	17.10		80.0	
10497-AAA	LTE-TDD (SC-FDMA, 100% RB, 1.4 MHz, QPSK, UL Subframe=2,3,4,7,8,9)	X	1.45	63.41	11.17	2.23	80.0	± 9.6 %
		Y	1.92	66.56	12.95		80.0	
		Z	1.35	62.71	10.54		80.0	
10498-AAA	LTE-TDD (SC-FDMA, 100% RB, 1.4 MHz, 16-QAM, UL Subframe=2,3,4,7,8,9)	X	1.28	60.00	8.33	2.23	80.0	± 9.6 %
		Y	1.38	60.59	8.91		80.0	
		Z	1.25	60.00	8.01		80.0	
10499-AAA	LTE-TDD (SC-FDMA, 100% RB, 1.4 MHz, 64-QAM, UL Subframe=2,3,4,7,8,9)	X	1.30	60.00	8.19	2.23	80.0	± 9.6 %
		Y	1.33	60.08	8.49		80.0	
		Z	1.27	60.00	7.87		80.0	
10500-AAA	LTE-TDD (SC-FDMA, 100% RB, 3 MHz, QPSK, UL Subframe=2,3,4,7,8,9)	X	3.04	71.93	17.72	2.23	80.0	± 9.6 %
		Y	3.46	73.67	18.54		80.0	
		Z	3.15	72.64	17.94		80.0	
10501-AAA	LTE-TDD (SC-FDMA, 100% RB, 3 MHz, 16-QAM, UL Subframe=2,3,4,7,8,9)	X	2.98	68.33	15.79	2.23	80.0	± 9.6 %
		Y	3.31	69.74	16.50		80.0	
		Z	3.01	68.63	15.79		80.0	
10502-AAA	LTE-TDD (SC-FDMA, 100% RB, 3 MHz, 64-QAM, UL Subframe=2,3,4,7,8,9)	X	3.03	68.16	15.65	2.23	80.0	± 9.6 %
		Y	3.36	69.55	16.35		80.0	
		Z	3.05	68.42	15.63		80.0	
10503-AAC	LTE-TDD (SC-FDMA, 100% RB, 5 MHz, QPSK, UL Subframe=2,3,4,7,8,9)	X	3.23	71.65	18.12	2.23	80.0	± 9.6 %
		Y	3.56	73.00	18.74		80.0	
		Z	3.30	72.21	18.35		80.0	
10504-AAC	LTE-TDD (SC-FDMA, 100% RB, 5 MHz, 16-QAM, UL Subframe=2,3,4,7,8,9)	X	3.19	68.33	16.71	2.23	80.0	± 9.6 %
		Y	3.43	69.33	17.17		80.0	
		Z	3.23	68.71	16.82		80.0	
10505-AAC	LTE-TDD (SC-FDMA, 100% RB, 5 MHz, 64-QAM, UL Subframe=2,3,4,7,8,9)	X	3.27	68.19	16.66	2.23	80.0	± 9.6 %
		Y	3.51	69.14	17.10		80.0	
		Z	3.31	68.54	16.75		80.0	
10506-AAC	LTE-TDD (SC-FDMA, 100% RB, 10 MHz, QPSK, UL Subframe=2,3,4,7,8,9)	X	3.76	71.67	18.18	2.23	80.0	± 9.6 %
		Y	4.10	72.90	18.71		80.0	
		Z	3.81	72.07	18.38		80.0	
10507-AAC	LTE-TDD (SC-FDMA, 100% RB, 10 MHz, 16-QAM, UL Subframe=2,3,4,7,8,9)	X	3.57	68.04	17.02	2.23	80.0	± 9.6 %
		Y	3.78	68.84	17.36		80.0	
		Z	3.59	68.29	17.13		80.0	

10508-AAC	LTE-TDD (SC-FDMA, 100% RB, 10 MHz, 64-QAM, UL Subframe=2,3,4,7,8,9)	X	3.65	67.79	16.95	2.23	80.0	± 9.6 %
		Y	3.85	68.55	17.26		80.0	
		Z	3.67	68.04	17.05		80.0	
10509-AAC	LTE-TDD (SC-FDMA, 100% RB, 15 MHz, QPSK, UL Subframe=2,3,4,7,8,9)	X	4.11	70.47	17.71	2.23	80.0	± 9.6 %
		Y	4.41	71.52	18.16		80.0	
		Z	4.14	70.76	17.87		80.0	
10510-AAC	LTE-TDD (SC-FDMA, 100% RB, 15 MHz, 16-QAM, UL Subframe=2,3,4,7,8,9)	X	4.05	67.79	17.05	2.23	80.0	± 9.6 %
		Y	4.24	68.50	17.33		80.0	
		Z	4.06	67.96	17.14		80.0	
10511-AAC	LTE-TDD (SC-FDMA, 100% RB, 15 MHz, 64-QAM, UL Subframe=2,3,4,7,8,9)	X	4.11	67.57	17.00	2.23	80.0	± 9.6 %
		Y	4.30	68.25	17.26		80.0	
		Z	4.12	67.74	17.08		80.0	
10512-AAC	LTE-TDD (SC-FDMA, 100% RB, 20 MHz, QPSK, UL Subframe=2,3,4,7,8,9)	X	4.27	71.92	18.15	2.23	80.0	± 9.6 %
		Y	4.64	73.17	18.68		80.0	
		Z	4.32	72.22	18.32		80.0	
10513-AAC	LTE-TDD (SC-FDMA, 100% RB, 20 MHz, 16-QAM, UL Subframe=2,3,4,7,8,9)	X	3.94	68.01	17.14	2.23	80.0	± 9.6 %
		Y	4.13	68.75	17.43		80.0	
		Z	3.95	68.18	17.23		80.0	
10514-AAC	LTE-TDD (SC-FDMA, 100% RB, 20 MHz, 64-QAM, UL Subframe=2,3,4,7,8,9)	X	3.97	67.63	17.03	2.23	80.0	± 9.6 %
		Y	4.15	68.33	17.30		80.0	
		Z	3.98	67.79	17.12		80.0	
10515-AAA	IEEE 802.11b WiFi 2.4 GHz (DSSS, 2 Mbps, 99pc duty cycle)	X	0.87	62.63	14.14	0.00	150.0	± 9.6 %
		Y	0.97	63.74	15.08		150.0	
		Z	0.87	62.85	14.30		150.0	
10516-AAA	IEEE 802.11b WiFi 2.4 GHz (DSSS, 5.5 Mbps, 99pc duty cycle)	X	0.49	69.66	15.70	0.00	150.0	± 9.6 %
		Y	0.68	73.95	19.23		150.0	
		Z	0.52	70.86	16.45		150.0	
10517-AAA	IEEE 802.11b WiFi 2.4 GHz (DSSS, 11 Mbps, 99pc duty cycle)	X	0.71	64.33	14.51	0.00	150.0	± 9.6 %
		Y	0.83	66.01	15.95		150.0	
		Z	0.72	64.67	14.76		150.0	
10518-AAB	IEEE 802.11a/h WiFi 5 GHz (OFDM, 9 Mbps, 99pc duty cycle)	X	4.38	66.55	16.05	0.00	150.0	± 9.6 %
		Y	4.46	66.94	16.23		150.0	
		Z	4.35	66.64	16.08		150.0	
10519-AAB	IEEE 802.11a/h WiFi 5 GHz (OFDM, 12 Mbps, 99pc duty cycle)	X	4.55	66.77	16.16	0.00	150.0	± 9.6 %
		Y	4.62	67.14	16.33		150.0	
		Z	4.51	66.84	16.19		150.0	
10520-AAB	IEEE 802.11a/h WiFi 5 GHz (OFDM, 18 Mbps, 99pc duty cycle)	X	4.40	66.71	16.07	0.00	150.0	± 9.6 %
		Y	4.48	67.10	16.26		150.0	
		Z	4.37	66.78	16.10		150.0	
10521-AAB	IEEE 802.11a/h WiFi 5 GHz (OFDM, 24 Mbps, 99pc duty cycle)	X	4.34	66.70	16.06	0.00	150.0	± 9.6 %
		Y	4.42	67.10	16.25		150.0	
		Z	4.30	66.76	16.08		150.0	
10522-AAB	IEEE 802.11a/h WiFi 5 GHz (OFDM, 36 Mbps, 99pc duty cycle)	X	4.40	66.82	16.16	0.00	150.0	± 9.6 %
		Y	4.48	67.21	16.34		150.0	
		Z	4.36	66.90	16.19		150.0	

10523-AAB	IEEE 802.11a/h WiFi 5 GHz (OFDM, 48 Mbps, 99pc duty cycle)	X	4.29	66.70	16.01	0.00	150.0	± 9.6 %
		Y	4.37	67.12	16.22		150.0	
		Z	4.26	66.81	16.06		150.0	
10524-AAB	IEEE 802.11a/h WiFi 5 GHz (OFDM, 54 Mbps, 99pc duty cycle)	X	4.34	66.74	16.12	0.00	150.0	± 9.6 %
		Y	4.42	67.13	16.31		150.0	
		Z	4.30	66.82	16.16		150.0	
10525-AAB	IEEE 802.11ac WiFi (20MHz, MCS0, 99pc duty cycle)	X	4.34	65.80	15.73	0.00	150.0	± 9.6 %
		Y	4.43	66.22	15.92		150.0	
		Z	4.32	65.90	15.77		150.0	
10526-AAB	IEEE 802.11ac WiFi (20MHz, MCS1, 99pc duty cycle)	X	4.50	66.14	15.86	0.00	150.0	± 9.6 %
		Y	4.58	66.55	16.05		150.0	
		Z	4.46	66.22	15.90		150.0	
10527-AAB	IEEE 802.11ac WiFi (20MHz, MCS2, 99pc duty cycle)	X	4.42	66.09	15.80	0.00	150.0	± 9.6 %
		Y	4.50	66.52	16.00		150.0	
		Z	4.38	66.18	15.84		150.0	
10528-AAB	IEEE 802.11ac WiFi (20MHz, MCS3, 99pc duty cycle)	X	4.44	66.11	15.83	0.00	150.0	± 9.6 %
		Y	4.52	66.53	16.03		150.0	
		Z	4.40	66.19	15.87		150.0	
10529-AAB	IEEE 802.11ac WiFi (20MHz, MCS4, 99pc duty cycle)	X	4.44	66.11	15.83	0.00	150.0	± 9.6 %
		Y	4.52	66.53	16.03		150.0	
		Z	4.40	66.19	15.87		150.0	
10531-AAB	IEEE 802.11ac WiFi (20MHz, MCS6, 99pc duty cycle)	X	4.42	66.18	15.83	0.00	150.0	± 9.6 %
		Y	4.50	66.61	16.03		150.0	
		Z	4.37	66.25	15.86		150.0	
10532-AAB	IEEE 802.11ac WiFi (20MHz, MCS7, 99pc duty cycle)	X	4.29	66.04	15.76	0.00	150.0	± 9.6 %
		Y	4.37	66.48	15.97		150.0	
		Z	4.25	66.11	15.79		150.0	
10533-AAB	IEEE 802.11ac WiFi (20MHz, MCS8, 99pc duty cycle)	X	4.44	66.17	15.83	0.00	150.0	± 9.6 %
		Y	4.53	66.60	16.03		150.0	
		Z	4.41	66.26	15.87		150.0	
10534-AAB	IEEE 802.11ac WiFi (40MHz, MCS0, 99pc duty cycle)	X	4.98	66.20	15.91	0.00	150.0	± 9.6 %
		Y	5.05	66.57	16.06		150.0	
		Z	4.95	66.26	15.95		150.0	
10535-AAB	IEEE 802.11ac WiFi (40MHz, MCS1, 99pc duty cycle)	X	5.05	66.39	16.00	0.00	150.0	± 9.6 %
		Y	5.11	66.72	16.13		150.0	
		Z	5.01	66.43	16.03		150.0	
10536-AAB	IEEE 802.11ac WiFi (40MHz, MCS2, 99pc duty cycle)	X	4.92	66.34	15.95	0.00	150.0	± 9.6 %
		Y	4.99	66.70	16.10		150.0	
		Z	4.89	66.40	15.99		150.0	
10537-AAB	IEEE 802.11ac WiFi (40MHz, MCS3, 99pc duty cycle)	X	4.98	66.30	15.94	0.00	150.0	± 9.6 %
		Y	5.04	66.66	16.08		150.0	
		Z	4.95	66.35	15.97		150.0	
10538-AAB	IEEE 802.11ac WiFi (40MHz, MCS4, 99pc duty cycle)	X	5.06	66.31	15.98	0.00	150.0	± 9.6 %
		Y	5.12	66.65	16.12		150.0	
		Z	5.02	66.35	16.01		150.0	
10540-AAB	IEEE 802.11ac WiFi (40MHz, MCS6, 99pc duty cycle)	X	4.99	66.30	16.00	0.00	150.0	± 9.6 %
		Y	5.05	66.64	16.13		150.0	
		Z	4.95	66.33	16.02		150.0	

10541-AAB	IEEE 802.11ac WiFi (40MHz, MCS7, 99pc duty cycle)	X	4.97	66.19	15.93	0.00	150.0	± 9.6 %
		Y	5.03	66.55	16.07		150.0	
		Z	4.93	66.22	15.95		150.0	
10542-AAB	IEEE 802.11ac WiFi (40MHz, MCS8, 99pc duty cycle)	X	5.12	66.28	15.99	0.00	150.0	± 9.6 %
		Y	5.19	66.62	16.12		150.0	
		Z	5.09	66.32	16.02		150.0	
10543-AAB	IEEE 802.11ac WiFi (40MHz, MCS9, 99pc duty cycle)	X	5.19	66.29	16.02	0.00	150.0	± 9.6 %
		Y	5.25	66.63	16.15		150.0	
		Z	5.15	66.34	16.05		150.0	
10544-AAB	IEEE 802.11ac WiFi (80MHz, MCS0, 99pc duty cycle)	X	5.31	66.31	15.91	0.00	150.0	± 9.6 %
		Y	5.37	66.66	16.05		150.0	
		Z	5.28	66.35	15.94		150.0	
10545-AAB	IEEE 802.11ac WiFi (80MHz, MCS1, 99pc duty cycle)	X	5.50	66.75	16.09	0.00	150.0	± 9.6 %
		Y	5.54	67.02	16.18		150.0	
		Z	5.47	66.79	16.11		150.0	
10546-AAB	IEEE 802.11ac WiFi (80MHz, MCS2, 99pc duty cycle)	X	5.36	66.48	15.97	0.00	150.0	± 9.6 %
		Y	5.42	66.83	16.10		150.0	
		Z	5.33	66.50	15.98		150.0	
10547-AAB	IEEE 802.11ac WiFi (80MHz, MCS3, 99pc duty cycle)	X	5.43	66.54	15.99	0.00	150.0	± 9.6 %
		Y	5.49	66.87	16.11		150.0	
		Z	5.40	66.57	16.01		150.0	
10548-AAB	IEEE 802.11ac WiFi (80MHz, MCS4, 99pc duty cycle)	X	5.66	67.42	16.40	0.00	150.0	± 9.6 %
		Y	5.65	67.55	16.42		150.0	
		Z	5.60	67.37	16.38		150.0	
10550-AAB	IEEE 802.11ac WiFi (80MHz, MCS6, 99pc duty cycle)	X	5.40	66.56	16.02	0.00	150.0	± 9.6 %
		Y	5.45	66.87	16.13		150.0	
		Z	5.37	66.62	16.05		150.0	
10551-AAB	IEEE 802.11ac WiFi (80MHz, MCS7, 99pc duty cycle)	X	5.39	66.55	15.97	0.00	150.0	± 9.6 %
		Y	5.45	66.88	16.09		150.0	
		Z	5.35	66.53	15.97		150.0	
10552-AAB	IEEE 802.11ac WiFi (80MHz, MCS8, 99pc duty cycle)	X	5.32	66.38	15.89	0.00	150.0	± 9.6 %
		Y	5.38	66.76	16.04		150.0	
		Z	5.29	66.43	15.92		150.0	
10553-AAB	IEEE 802.11ac WiFi (80MHz, MCS9, 99pc duty cycle)	X	5.39	66.39	15.93	0.00	150.0	± 9.6 %
		Y	5.45	66.75	16.07		150.0	
		Z	5.36	66.42	15.95		150.0	
10554-AAC	IEEE 802.11ac WiFi (160MHz, MCS0, 99pc duty cycle)	X	5.72	66.67	16.01	0.00	150.0	± 9.6 %
		Y	5.77	67.00	16.12		150.0	
		Z	5.70	66.69	16.02		150.0	
10555-AAC	IEEE 802.11ac WiFi (160MHz, MCS1, 99pc duty cycle)	X	5.84	66.96	16.13	0.00	150.0	± 9.6 %
		Y	5.88	67.25	16.23		150.0	
		Z	5.81	66.97	16.14		150.0	
10556-AAC	IEEE 802.11ac WiFi (160MHz, MCS2, 99pc duty cycle)	X	5.87	67.02	16.15	0.00	150.0	± 9.6 %
		Y	5.91	67.31	16.25		150.0	
		Z	5.84	67.04	16.17		150.0	
10557-AAC	IEEE 802.11ac WiFi (160MHz, MCS3, 99pc duty cycle)	X	5.83	66.90	16.11	0.00	150.0	± 9.6 %
		Y	5.87	67.22	16.22		150.0	
		Z	5.80	66.91	16.13		150.0	



10558-AAC	IEEE 802.11ac WiFi (160MHz, MCS4, 99pc duty cycle)	X	5.87	67.06	16.20	0.00	150.0	± 9.6 %
		Y	5.91	67.36	16.31		150.0	
		Z	5.83	67.06	16.21		150.0	
10560-AAC	IEEE 802.11ac WiFi (160MHz, MCS6, 99pc duty cycle)	X	5.86	66.91	16.17	0.00	150.0	± 9.6 %
		Y	5.92	67.23	16.28		150.0	
		Z	5.83	66.92	16.18		150.0	
10561-AAC	IEEE 802.11ac WiFi (160MHz, MCS7, 99pc duty cycle)	X	5.80	66.89	16.20	0.00	150.0	± 9.6 %
		Y	5.84	67.19	16.30		150.0	
		Z	5.77	66.91	16.21		150.0	
10562-AAC	IEEE 802.11ac WiFi (160MHz, MCS8, 99pc duty cycle)	X	5.89	67.20	16.35	0.00	150.0	± 9.6 %
		Y	5.93	67.48	16.44		150.0	
		Z	5.84	67.16	16.34		150.0	
10563-AAC	IEEE 802.11ac WiFi (160MHz, MCS9, 99pc duty cycle)	X	6.00	67.15	16.29	0.00	150.0	± 9.6 %
		Y	6.02	67.38	16.35		150.0	
		Z	5.93	67.06	16.25		150.0	
10564-AAA	IEEE 802.11g WiFi 2.4 GHz (DSSS-OFDM, 9 Mbps, 99pc duty cycle)	X	4.70	66.60	16.19	0.46	150.0	± 9.6 %
		Y	4.77	66.96	16.34		150.0	
		Z	4.67	66.68	16.22		150.0	
10565-AAA	IEEE 802.11g WiFi 2.4 GHz (DSSS-OFDM, 12 Mbps, 99pc duty cycle)	X	4.92	67.06	16.53	0.46	150.0	± 9.6 %
		Y	4.99	67.39	16.67		150.0	
		Z	4.88	67.12	16.55		150.0	
10566-AAA	IEEE 802.11g WiFi 2.4 GHz (DSSS-OFDM, 18 Mbps, 99pc duty cycle)	X	4.75	66.88	16.33	0.46	150.0	± 9.6 %
		Y	4.82	67.22	16.47		150.0	
		Z	4.71	66.94	16.35		150.0	
10567-AAA	IEEE 802.11g WiFi 2.4 GHz (DSSS-OFDM, 24 Mbps, 99pc duty cycle)	X	4.79	67.31	16.72	0.46	150.0	± 9.6 %
		Y	4.86	67.67	16.87		150.0	
		Z	4.75	67.38	16.75		150.0	
10568-AAA	IEEE 802.11g WiFi 2.4 GHz (DSSS-OFDM, 36 Mbps, 99pc duty cycle)	X	4.66	66.64	16.08	0.46	150.0	± 9.6 %
		Y	4.73	66.98	16.23		150.0	
		Z	4.62	66.69	16.09		150.0	
10569-AAA	IEEE 802.11g WiFi 2.4 GHz (DSSS-OFDM, 48 Mbps, 99pc duty cycle)	X	4.76	67.45	16.81	0.46	150.0	± 9.6 %
		Y	4.83	67.82	16.96		150.0	
		Z	4.73	67.57	16.86		150.0	
10570-AAA	IEEE 802.11g WiFi 2.4 GHz (DSSS-OFDM, 54 Mbps, 99pc duty cycle)	X	4.78	67.26	16.71	0.46	150.0	± 9.6 %
		Y	4.85	67.62	16.86		150.0	
		Z	4.74	67.35	16.75		150.0	
10571-AAA	IEEE 802.11b WiFi 2.4 GHz (DSSS, 1 Mbps, 90pc duty cycle)	X	1.05	63.78	14.98	0.46	130.0	± 9.6 %
		Y	1.16	64.84	15.77		130.0	
		Z	1.06	64.03	15.14		130.0	
10572-AAA	IEEE 802.11b WiFi 2.4 GHz (DSSS, 2 Mbps, 90pc duty cycle)	X	1.06	64.35	15.34	0.46	130.0	± 9.6 %
		Y	1.17	65.47	16.16		130.0	
		Z	1.07	64.63	15.52		130.0	
10573-AAA	IEEE 802.11b WiFi 2.4 GHz (DSSS, 5.5 Mbps, 90pc duty cycle)	X	1.81	84.33	21.65	0.46	130.0	± 9.6 %
		Y	2.93	92.85	25.80		130.0	
		Z	2.19	87.52	22.91		130.0	
10574-AAA	IEEE 802.11b WiFi 2.4 GHz (DSSS, 11 Mbps, 90pc duty cycle)	X	1.15	70.21	18.29	0.46	130.0	± 9.6 %
		Y	1.33	72.12	19.55		130.0	
		Z	1.19	70.90	18.68		130.0	

10575-AAA	IEEE 802.11g WiFi 2.4 GHz (DSSS-OFDM, 6 Mbps, 90pc duty cycle)	X	4.49	66.39	16.24	0.46	130.0	± 9.6 %
		Y	4.55	66.72	16.36		130.0	
		Z	4.46	66.48	16.26		130.0	
10576-AAA	IEEE 802.11g WiFi 2.4 GHz (DSSS-OFDM, 9 Mbps, 90pc duty cycle)	X	4.51	66.57	16.31	0.46	130.0	± 9.6 %
		Y	4.58	66.91	16.44		130.0	
		Z	4.48	66.67	16.34		130.0	
10577-AAA	IEEE 802.11g WiFi 2.4 GHz (DSSS-OFDM, 12 Mbps, 90pc duty cycle)	X	4.70	66.85	16.48	0.46	130.0	± 9.6 %
		Y	4.77	67.17	16.60		130.0	
		Z	4.67	66.93	16.51		130.0	
10578-AAA	IEEE 802.11g WiFi 2.4 GHz (DSSS-OFDM, 18 Mbps, 90pc duty cycle)	X	4.60	67.01	16.59	0.46	130.0	± 9.6 %
		Y	4.67	67.35	16.72		130.0	
		Z	4.57	67.10	16.62		130.0	
10579-AAA	IEEE 802.11g WiFi 2.4 GHz (DSSS-OFDM, 24 Mbps, 90pc duty cycle)	X	4.36	66.21	15.83	0.46	130.0	± 9.6 %
		Y	4.42	66.54	15.97		130.0	
		Z	4.32	66.26	15.84		130.0	
10580-AAA	IEEE 802.11g WiFi 2.4 GHz (DSSS-OFDM, 36 Mbps, 90pc duty cycle)	X	4.40	66.27	15.86	0.46	130.0	± 9.6 %
		Y	4.46	66.59	16.00		130.0	
		Z	4.36	66.33	15.88		130.0	
10581-AAA	IEEE 802.11g WiFi 2.4 GHz (DSSS-OFDM, 48 Mbps, 90pc duty cycle)	X	4.50	67.05	16.53	0.46	130.0	± 9.6 %
		Y	4.57	67.39	16.67		130.0	
		Z	4.47	67.15	16.57		130.0	
10582-AAA	IEEE 802.11g WiFi 2.4 GHz (DSSS-OFDM, 54 Mbps, 90pc duty cycle)	X	4.29	65.96	15.60	0.46	130.0	± 9.6 %
		Y	4.35	66.28	15.74		130.0	
		Z	4.25	66.00	15.61		130.0	
10583-AAB	IEEE 802.11a/h WiFi 5 GHz (OFDM, 6 Mbps, 90pc duty cycle)	X	4.49	66.39	16.24	0.46	130.0	± 9.6 %
		Y	4.55	66.72	16.36		130.0	
		Z	4.46	66.48	16.26		130.0	
10584-AAB	IEEE 802.11a/h WiFi 5 GHz (OFDM, 9 Mbps, 90pc duty cycle)	X	4.51	66.57	16.31	0.46	130.0	± 9.6 %
		Y	4.58	66.91	16.44		130.0	
		Z	4.48	66.67	16.34		130.0	
10585-AAB	IEEE 802.11a/h WiFi 5 GHz (OFDM, 12 Mbps, 90pc duty cycle)	X	4.70	66.85	16.48	0.46	130.0	± 9.6 %
		Y	4.77	67.17	16.60		130.0	
		Z	4.67	66.93	16.51		130.0	
10586-AAB	IEEE 802.11a/h WiFi 5 GHz (OFDM, 18 Mbps, 90pc duty cycle)	X	4.60	67.01	16.59	0.46	130.0	± 9.6 %
		Y	4.67	67.35	16.72		130.0	
		Z	4.57	67.10	16.62		130.0	
10587-AAB	IEEE 802.11a/h WiFi 5 GHz (OFDM, 24 Mbps, 90pc duty cycle)	X	4.36	66.21	15.83	0.46	130.0	± 9.6 %
		Y	4.42	66.54	15.97		130.0	
		Z	4.32	66.26	15.84		130.0	
10588-AAB	IEEE 802.11a/h WiFi 5 GHz (OFDM, 36 Mbps, 90pc duty cycle)	X	4.40	66.27	15.86	0.46	130.0	± 9.6 %
		Y	4.46	66.59	16.00		130.0	
		Z	4.36	66.33	15.88		130.0	
10589-AAB	IEEE 802.11a/h WiFi 5 GHz (OFDM, 48 Mbps, 90pc duty cycle)	X	4.50	67.05	16.53	0.46	130.0	± 9.6 %
		Y	4.57	67.39	16.67		130.0	
		Z	4.47	67.15	16.57		130.0	
10590-AAB	IEEE 802.11a/h WiFi 5 GHz (OFDM, 54 Mbps, 90pc duty cycle)	X	4.29	65.96	15.60	0.46	130.0	± 9.6 %
		Y	4.35	66.28	15.74		130.0	
		Z	4.25	66.00	15.61		130.0	

10591-AAB	IEEE 802.11n (HT Mixed, 20MHz, MCS0, 90pc duty cycle)	X	4.64	66.47	16.35	0.46	130.0	± 9.6 %
		Y	4.70	66.79	16.47		130.0	
		Z	4.61	66.56	16.38		130.0	
10592-AAB	IEEE 802.11n (HT Mixed, 20MHz, MCS1, 90pc duty cycle)	X	4.78	66.80	16.49	0.46	130.0	± 9.6 %
		Y	4.84	67.11	16.60		130.0	
		Z	4.75	66.87	16.51		130.0	
10593-AAB	IEEE 802.11n (HT Mixed, 20MHz, MCS2, 90pc duty cycle)	X	4.70	66.68	16.35	0.46	130.0	± 9.6 %
		Y	4.76	67.00	16.47		130.0	
		Z	4.66	66.75	16.37		130.0	
10594-AAB	IEEE 802.11n (HT Mixed, 20MHz, MCS3, 90pc duty cycle)	X	4.76	66.86	16.52	0.46	130.0	± 9.6 %
		Y	4.82	67.18	16.63		130.0	
		Z	4.72	66.94	16.54		130.0	
10595-AAB	IEEE 802.11n (HT Mixed, 20MHz, MCS4, 90pc duty cycle)	X	4.72	66.81	16.41	0.46	130.0	± 9.6 %
		Y	4.78	67.13	16.53		130.0	
		Z	4.68	66.89	16.44		130.0	
10596-AAB	IEEE 802.11n (HT Mixed, 20MHz, MCS5, 90pc duty cycle)	X	4.66	66.80	16.40	0.46	130.0	± 9.6 %
		Y	4.72	67.12	16.53		130.0	
		Z	4.62	66.87	16.43		130.0	
10597-AAB	IEEE 802.11n (HT Mixed, 20MHz, MCS6, 90pc duty cycle)	X	4.60	66.68	16.27	0.46	130.0	± 9.6 %
		Y	4.67	67.01	16.40		130.0	
		Z	4.57	66.74	16.29		130.0	
10598-AAB	IEEE 802.11n (HT Mixed, 20MHz, MCS7, 90pc duty cycle)	X	4.59	66.93	16.55	0.46	130.0	± 9.6 %
		Y	4.66	67.26	16.68		130.0	
		Z	4.56	67.00	16.58		130.0	
10599-AAB	IEEE 802.11n (HT Mixed, 40MHz, MCS0, 90pc duty cycle)	X	5.32	67.00	16.59	0.46	130.0	± 9.6 %
		Y	5.34	67.19	16.62		130.0	
		Z	5.28	67.04	16.61		130.0	
10600-AAB	IEEE 802.11n (HT Mixed, 40MHz, MCS1, 90pc duty cycle)	X	5.45	67.42	16.77	0.46	130.0	± 9.6 %
		Y	5.44	67.51	16.75		130.0	
		Z	5.41	67.45	16.79		130.0	
10601-AAB	IEEE 802.11n (HT Mixed, 40MHz, MCS2, 90pc duty cycle)	X	5.34	67.16	16.66	0.46	130.0	± 9.6 %
		Y	5.36	67.35	16.69		130.0	
		Z	5.30	67.21	16.68		130.0	
10602-AAB	IEEE 802.11n (HT Mixed, 40MHz, MCS3, 90pc duty cycle)	X	5.45	67.27	16.63	0.46	130.0	± 9.6 %
		Y	5.48	67.47	16.67		130.0	
		Z	5.43	67.37	16.68		130.0	
10603-AAB	IEEE 802.11n (HT Mixed, 40MHz, MCS4, 90pc duty cycle)	X	5.52	67.55	16.90	0.46	130.0	± 9.6 %
		Y	5.54	67.72	16.93		130.0	
		Z	5.50	67.66	16.96		130.0	
10604-AAB	IEEE 802.11n (HT Mixed, 40MHz, MCS5, 90pc duty cycle)	X	5.38	67.16	16.70	0.46	130.0	± 9.6 %
		Y	5.41	67.36	16.73		130.0	
		Z	5.38	67.32	16.78		130.0	
10605-AAB	IEEE 802.11n (HT Mixed, 40MHz, MCS6, 90pc duty cycle)	X	5.44	67.34	16.78	0.46	130.0	± 9.6 %
		Y	5.45	67.47	16.78		130.0	
		Z	5.41	67.37	16.80		130.0	
10606-AAB	IEEE 802.11n (HT Mixed, 40MHz, MCS7, 90pc duty cycle)	X	5.17	66.57	16.25	0.46	130.0	± 9.6 %
		Y	5.21	66.82	16.32		130.0	
		Z	5.14	66.65	16.29		130.0	

10607-AAB	IEEE 802.11ac WiFi (20MHz, MCS0, 90pc duty cycle)	X	4.48	65.79	15.98	0.46	130.0	± 9.6 %
		Y	4.55	66.14	16.12		130.0	
		Z	4.46	65.89	16.02		130.0	
10608-AAB	IEEE 802.11ac WiFi (20MHz, MCS1, 90pc duty cycle)	X	4.65	66.17	16.14	0.46	130.0	± 9.6 %
		Y	4.72	66.52	16.28		130.0	
		Z	4.61	66.26	16.18		130.0	
10609-AAB	IEEE 802.11ac WiFi (20MHz, MCS2, 90pc duty cycle)	X	4.54	66.00	15.96	0.46	130.0	± 9.6 %
		Y	4.61	66.36	16.11		130.0	
		Z	4.51	66.08	15.99		130.0	
10610-AAB	IEEE 802.11ac WiFi (20MHz, MCS3, 90pc duty cycle)	X	4.59	66.17	16.14	0.46	130.0	± 9.6 %
		Y	4.66	66.53	16.28		130.0	
		Z	4.56	66.26	16.17		130.0	
10611-AAB	IEEE 802.11ac WiFi (20MHz, MCS4, 90pc duty cycle)	X	4.51	65.97	15.97	0.46	130.0	± 9.6 %
		Y	4.57	66.32	16.12		130.0	
		Z	4.47	66.05	16.01		130.0	
10612-AAB	IEEE 802.11ac WiFi (20MHz, MCS5, 90pc duty cycle)	X	4.51	66.11	16.01	0.46	130.0	± 9.6 %
		Y	4.58	66.46	16.16		130.0	
		Z	4.47	66.19	16.05		130.0	
10613-AAB	IEEE 802.11ac WiFi (20MHz, MCS6, 90pc duty cycle)	X	4.51	65.96	15.88	0.46	130.0	± 9.6 %
		Y	4.57	66.31	16.02		130.0	
		Z	4.46	66.02	15.90		130.0	
10614-AAB	IEEE 802.11ac WiFi (20MHz, MCS7, 90pc duty cycle)	X	4.46	66.18	16.13	0.46	130.0	± 9.6 %
		Y	4.53	66.55	16.29		130.0	
		Z	4.43	66.26	16.17		130.0	
10615-AAB	IEEE 802.11ac WiFi (20MHz, MCS8, 90pc duty cycle)	X	4.50	65.78	15.73	0.46	130.0	± 9.6 %
		Y	4.57	66.13	15.88		130.0	
		Z	4.46	65.86	15.76		130.0	
10616-AAB	IEEE 802.11ac WiFi (40MHz, MCS0, 90pc duty cycle)	X	5.13	66.23	16.19	0.46	130.0	± 9.6 %
		Y	5.18	66.52	16.28		130.0	
		Z	5.10	66.28	16.22		130.0	
10617-AAB	IEEE 802.11ac WiFi (40MHz, MCS1, 90pc duty cycle)	X	5.21	66.44	16.26	0.46	130.0	± 9.6 %
		Y	5.24	66.68	16.33		130.0	
		Z	5.17	66.48	16.29		130.0	
10618-AAB	IEEE 802.11ac WiFi (40MHz, MCS2, 90pc duty cycle)	X	5.09	66.44	16.28	0.46	130.0	± 9.6 %
		Y	5.14	66.73	16.37		130.0	
		Z	5.07	66.51	16.32		130.0	
10619-AAB	IEEE 802.11ac WiFi (40MHz, MCS3, 90pc duty cycle)	X	5.10	66.22	16.10	0.46	130.0	± 9.6 %
		Y	5.14	66.49	16.19		130.0	
		Z	5.07	66.27	16.13		130.0	
10620-AAB	IEEE 802.11ac WiFi (40MHz, MCS4, 90pc duty cycle)	X	5.19	66.25	16.17	0.46	130.0	± 9.6 %
		Y	5.23	66.52	16.25		130.0	
		Z	5.15	66.30	16.20		130.0	
10621-AAB	IEEE 802.11ac WiFi (40MHz, MCS5, 90pc duty cycle)	X	5.20	66.42	16.38	0.46	130.0	± 9.6 %
		Y	5.25	66.70	16.46		130.0	
		Z	5.17	66.46	16.41		130.0	
10622-AAB	IEEE 802.11ac WiFi (40MHz, MCS6, 90pc duty cycle)	X	5.21	66.59	16.46	0.46	130.0	± 9.6 %
		Y	5.25	66.84	16.53		130.0	
		Z	5.16	66.58	16.46		130.0	

10623-AAB	IEEE 802.11ac WiFi (40MHz, MCS7, 90pc duty cycle)	X	5.08	66.07	16.06	0.46	130.0	± 9.6 %
		Y	5.13	66.35	16.15		130.0	
		Z	5.04	66.08	16.07		130.0	
10624-AAB	IEEE 802.11ac WiFi (40MHz, MCS8, 90pc duty cycle)	X	5.27	66.29	16.24	0.46	130.0	± 9.6 %
		Y	5.32	66.55	16.31		130.0	
		Z	5.24	66.33	16.26		130.0	
10625-AAB	IEEE 802.11ac WiFi (40MHz, MCS9, 90pc duty cycle)	X	5.56	67.05	16.67	0.46	130.0	± 9.6 %
		Y	5.57	67.20	16.69		130.0	
		Z	5.45	66.85	16.58		130.0	
10626-AAB	IEEE 802.11ac WiFi (80MHz, MCS0, 90pc duty cycle)	X	5.45	66.29	16.15	0.46	130.0	± 9.6 %
		Y	5.49	66.58	16.24		130.0	
		Z	5.42	66.33	16.18		130.0	
10627-AAB	IEEE 802.11ac WiFi (80MHz, MCS1, 90pc duty cycle)	X	5.69	66.90	16.42	0.46	130.0	± 9.6 %
		Y	5.70	67.08	16.45		130.0	
		Z	5.66	66.94	16.45		130.0	
10628-AAB	IEEE 802.11ac WiFi (80MHz, MCS2, 90pc duty cycle)	X	5.46	66.33	16.07	0.46	130.0	± 9.6 %
		Y	5.50	66.60	16.14		130.0	
		Z	5.42	66.33	16.07		130.0	
10629-AAB	IEEE 802.11ac WiFi (80MHz, MCS3, 90pc duty cycle)	X	5.54	66.41	16.10	0.46	130.0	± 9.6 %
		Y	5.57	66.66	16.17		130.0	
		Z	5.51	66.44	16.12		130.0	
10630-AAB	IEEE 802.11ac WiFi (80MHz, MCS4, 90pc duty cycle)	X	5.93	67.80	16.79	0.46	130.0	± 9.6 %
		Y	5.86	67.72	16.70		130.0	
		Z	5.85	67.67	16.74		130.0	
10631-AAB	IEEE 802.11ac WiFi (80MHz, MCS5, 90pc duty cycle)	X	5.84	67.65	16.92	0.46	130.0	± 9.6 %
		Y	5.86	67.82	16.94		130.0	
		Z	5.79	67.61	16.91		130.0	
10632-AAB	IEEE 802.11ac WiFi (80MHz, MCS6, 90pc duty cycle)	X	5.66	66.99	16.61	0.46	130.0	± 9.6 %
		Y	5.68	67.19	16.65		130.0	
		Z	5.64	67.07	16.66		130.0	
10633-AAB	IEEE 802.11ac WiFi (80MHz, MCS7, 90pc duty cycle)	X	5.53	66.52	16.20	0.46	130.0	± 9.6 %
		Y	5.57	66.82	16.28		130.0	
		Z	5.50	66.56	16.22		130.0	
10634-AAB	IEEE 802.11ac WiFi (80MHz, MCS8, 90pc duty cycle)	X	5.51	66.55	16.27	0.46	130.0	± 9.6 %
		Y	5.56	66.86	16.37		130.0	
		Z	5.48	66.58	16.29		130.0	
10635-AAB	IEEE 802.11ac WiFi (80MHz, MCS9, 90pc duty cycle)	X	5.38	65.83	15.63	0.46	130.0	± 9.6 %
		Y	5.42	66.12	15.72		130.0	
		Z	5.34	65.82	15.63		130.0	
10636-AAC	IEEE 802.11ac WiFi (160MHz, MCS0, 90pc duty cycle)	X	5.87	66.66	16.24	0.46	130.0	± 9.6 %
		Y	5.90	66.93	16.31		130.0	
		Z	5.85	66.69	16.27		130.0	
10637-AAC	IEEE 802.11ac WiFi (160MHz, MCS1, 90pc duty cycle)	X	6.02	67.05	16.42	0.46	130.0	± 9.6 %
		Y	6.04	67.25	16.46		130.0	
		Z	5.99	67.06	16.43		130.0	
10638-AAC	IEEE 802.11ac WiFi (160MHz, MCS2, 90pc duty cycle)	X	6.02	67.01	16.38	0.46	130.0	± 9.6 %
		Y	6.04	67.26	16.44		130.0	
		Z	5.99	67.04	16.40		130.0	

10639-AAC	IEEE 802.11ac WiFi (160MHz, MCS3, 90pc duty cycle)	X	5.99	66.94	16.39	0.46	130.0	± 9.6 %
		Y	6.02	67.20	16.45		130.0	
		Z	5.96	66.96	16.40		130.0	
10640-AAC	IEEE 802.11ac WiFi (160MHz, MCS4, 90pc duty cycle)	X	5.99	66.93	16.32	0.46	130.0	± 9.6 %
		Y	6.01	67.17	16.38		130.0	
		Z	5.95	66.93	16.33		130.0	
10641-AAC	IEEE 802.11ac WiFi (160MHz, MCS5, 90pc duty cycle)	X	6.05	66.90	16.33	0.46	130.0	± 9.6 %
		Y	6.06	67.10	16.36		130.0	
		Z	6.02	66.93	16.35		130.0	
10642-AAC	IEEE 802.11ac WiFi (160MHz, MCS6, 90pc duty cycle)	X	6.08	67.13	16.62	0.46	130.0	± 9.6 %
		Y	6.11	67.39	16.68		130.0	
		Z	6.05	67.15	16.64		130.0	
10643-AAC	IEEE 802.11ac WiFi (160MHz, MCS7, 90pc duty cycle)	X	5.92	66.82	16.35	0.46	130.0	± 9.6 %
		Y	5.94	67.04	16.40		130.0	
		Z	5.89	66.84	16.37		130.0	
10644-AAC	IEEE 802.11ac WiFi (160MHz, MCS8, 90pc duty cycle)	X	6.04	67.19	16.56	0.46	130.0	± 9.6 %
		Y	6.06	67.41	16.60		130.0	
		Z	5.99	67.13	16.53		130.0	
10645-AAC	IEEE 802.11ac WiFi (160MHz, MCS9, 90pc duty cycle)	X	6.20	67.30	16.58	0.46	130.0	± 9.6 %
		Y	6.18	67.42	16.57		130.0	
		Z	6.12	67.19	16.53		130.0	
10646-AAD	LTE-TDD (SC-FDMA, 1 RB, 5 MHz, QPSK, UL Subframe=2,7)	X	13.97	103.27	34.96	9.30	60.0	± 9.6 %
		Y	20.81	112.89	38.12		60.0	
		Z	13.67	103.09	35.06		60.0	
10647-AAC	LTE-TDD (SC-FDMA, 1 RB, 20 MHz, QPSK, UL Subframe=2,7)	X	12.30	101.10	34.41	9.30	60.0	± 9.6 %
		Y	17.37	109.51	37.26		60.0	
		Z	12.00	100.85	34.49		60.0	
10648-AAA	CDMA2000 (1x Advanced)	X	0.49	61.28	8.20	0.00	150.0	± 9.6 %
		Y	0.65	63.85	10.60		150.0	
		Z	0.46	61.03	7.80		150.0	
10652-AAB	LTE-TDD (OFDMA, 5 MHz, E-TM 3.1, Clipping 44%)	X	3.40	66.41	16.15	2.23	80.0	± 9.6 %
		Y	3.58	67.18	16.52		80.0	
		Z	3.42	66.69	16.22		80.0	
10653-AAB	LTE-TDD (OFDMA, 10 MHz, E-TM 3.1, Clipping 44%)	X	3.94	65.81	16.40	2.23	80.0	± 9.6 %
		Y	4.08	66.40	16.64		80.0	
		Z	3.94	66.00	16.46		80.0	
10654-AAB	LTE-TDD (OFDMA, 15 MHz, E-TM 3.1, Clipping 44%)	X	3.93	65.47	16.42	2.23	80.0	± 9.6 %
		Y	4.06	66.03	16.64		80.0	
		Z	3.94	65.63	16.48		80.0	
10655-AAB	LTE-TDD (OFDMA, 20 MHz, E-TM 3.1, Clipping 44%)	X	3.99	65.43	16.46	2.23	80.0	± 9.6 %
		Y	4.13	65.99	16.67		80.0	
		Z	4.01	65.58	16.52		80.0	
10658-AAA	Pulse Waveform (200Hz, 10%)	X	7.13	77.36	16.21	10.00	50.0	± 9.6 %
		Y	16.32	87.94	19.95		50.0	
		Z	9.11	80.61	17.72		50.0	
10659-AAA	Pulse Waveform (200Hz, 20%)	X	35.68	94.53	19.76	6.99	60.0	± 9.6 %
		Y	100.00	107.23	23.45		60.0	
		Z	100.00	106.51	23.11		60.0	

10660- AAA	Pulse Waveform (200Hz, 40%)	X	100.00	100.10	18.83	3.98	80.0	± 9.6 %
		Y	100.00	106.47	21.86		80.0	
		Z	100.00	102.58	20.01		80.0	
10661- AAA	Pulse Waveform (200Hz, 60%)	X	1.25	67.33	8.37	2.22	100.0	± 9.6 %
		Y	100.00	108.17	21.47		100.0	
		Z	100.00	96.28	16.23		100.0	
10662- AAA	Pulse Waveform (200Hz, 80%)	X	0.30	60.00	2.55	0.97	120.0	± 9.6 %
		Y	100.00	113.09	21.91		120.0	
		Z	0.20	60.00	3.18		120.0	

<sup>E</sup> Uncertainty is determined using the max. deviation from linear response applying rectangular distribution and is expressed for the square of the field value.



Accredited by the Swiss Accreditation Service (SAS)  
The Swiss Accreditation Service is one of the signatories to the EA  
Multilateral Agreement for the recognition of calibration certificates

Accreditation No.: **SCS 0108**

Client **PC Test**

Certificate No: **EX3-7406\_May18**

## CALIBRATION CERTIFICATE

Object: **EX3DV4 - SN:7406**

Calibration procedure(s): **QA CAL-01.v9, QA CAL-12.v9, QA CAL-23.v5, QA CAL-25.v6  
Calibration procedure for dosimetric E-field probes**

Calibration date: **May 22, 2018**

*BNV  
06-25-2018*

This calibration certificate documents the traceability to national standards, which realize the physical units of measurements (SI).  
The measurements and the uncertainties with confidence probability are given on the following pages and are part of the certificate.

All calibrations have been conducted in the closed laboratory facility: environment temperature ( $22 \pm 3$ )°C and humidity < 70%.

Calibration Equipment used (M&TE critical for calibration)

Primary Standards	ID	Cal Date (Certificate No.)	Scheduled Calibration
Power meter NRP	SN: 104778	04-Apr-18 (No. 217-02672/02673)	Apr-19
Power sensor NRP-Z91	SN: 103244	04-Apr-18 (No. 217-02672)	Apr-19
Power sensor NRP-Z91	SN: 103245	04-Apr-18 (No. 217-02673)	Apr-19
Reference 20 dB Attenuator	SN: S5277 (20x)	04-Apr-18 (No. 217-02682)	Apr-19
Reference Probe ES3DV2	SN: 3013	30-Dec-17 (No. ES3-3013_Dec17)	Dec-18
DAE4	SN: 660	21-Dec-17 (No. DAE4-660_Dec17)	Dec-18
Secondary Standards	ID	Check Date (in house)	Scheduled Check
Power meter E4419B	SN: GB41293874	06-Apr-16 (in house check Jun-16)	In house check: Jun-18
Power sensor E4412A	SN: MY41498087	06-Apr-16 (in house check Jun-16)	In house check: Jun-18
Power sensor E4412A	SN: 000110210	06-Apr-16 (in house check Jun-16)	In house check: Jun-18
RF generator HP 8648C	SN: US3642U01700	04-Aug-99 (in house check Jun-16)	In house check: Jun-18
Network Analyzer HP 8753E	SN: US37390585	18-Oct-01 (in house check Oct-17)	In house check: Oct-18

	Name	Function	Signature
Calibrated by:	Jeton Kastrati	Laboratory Technician	
Approved by:	Katja Pokovic	Technical Manager	

Issued: May 22, 2018

This calibration certificate shall not be reproduced except in full without written approval of the laboratory.





Accredited by the Swiss Accreditation Service (SAS)

Accreditation No.: **SCS 0108**

The Swiss Accreditation Service is one of the signatories to the EA  
Multilateral Agreement for the recognition of calibration certificates

### Glossary:

TSL	tissue simulating liquid
NORM <sub>x,y,z</sub>	sensitivity in free space
ConvF	sensitivity in TSL / NORM <sub>x,y,z</sub>
DCP	diode compression point
CF	crest factor (1/duty_cycle) of the RF signal
A, B, C, D	modulation dependent linearization parameters
Polarization $\varphi$	$\varphi$ rotation around probe axis
Polarization $\vartheta$	$\vartheta$ rotation around an axis that is in the plane normal to probe axis (at measurement center), i.e., $\vartheta = 0$ is normal to probe axis
Connector Angle	information used in DASY system to align probe sensor X to the robot coordinate system

### Calibration is Performed According to the Following Standards:

- IEEE Std 1528-2013, "IEEE Recommended Practice for Determining the Peak Spatial-Averaged Specific Absorption Rate (SAR) in the Human Head from Wireless Communications Devices: Measurement Techniques", June 2013
- IEC 62209-1, "Measurement procedure for the assessment of Specific Absorption Rate (SAR) from hand-held and body-mounted devices used next to the ear (frequency range of 300 MHz to 6 GHz)", July 2016
- IEC 62209-2, "Procedure to determine the Specific Absorption Rate (SAR) for wireless communication devices used in close proximity to the human body (frequency range of 30 MHz to 6 GHz)", March 2010
- KDB 865664, "SAR Measurement Requirements for 100 MHz to 6 GHz"

### Methods Applied and Interpretation of Parameters:

- NORM<sub>x,y,z</sub>**: Assessed for E-field polarization  $\vartheta = 0$  ( $f \leq 900$  MHz in TEM-cell;  $f > 1800$  MHz: R22 waveguide). NORM<sub>x,y,z</sub> are only intermediate values, i.e., the uncertainties of NORM<sub>x,y,z</sub> does not affect the E<sup>2</sup>-field uncertainty inside TSL (see below ConvF).
- NORM(f)<sub>x,y,z</sub>** = NORM<sub>x,y,z</sub> \* frequency\_response (see Frequency Response Chart). This linearization is implemented in DASY4 software versions later than 4.2. The uncertainty of the frequency response is included in the stated uncertainty of ConvF.
- DCP<sub>x,y,z</sub>**: DCP are numerical linearization parameters assessed based on the data of power sweep with CW signal (no uncertainty required). DCP does not depend on frequency nor media.
- PAR**: PAR is the Peak to Average Ratio that is not calibrated but determined based on the signal characteristics
- A<sub>x,y,z</sub>; B<sub>x,y,z</sub>; C<sub>x,y,z</sub>; D<sub>x,y,z</sub>; VR<sub>x,y,z</sub>**: A, B, C, D are numerical linearization parameters assessed based on the data of power sweep for specific modulation signal. The parameters do not depend on frequency nor media. VR is the maximum calibration range expressed in RMS voltage across the diode.
- ConvF and Boundary Effect Parameters**: Assessed in flat phantom using E-field (or Temperature Transfer Standard for  $f \leq 800$  MHz) and inside waveguide using analytical field distributions based on power measurements for  $f > 800$  MHz. The same setups are used for assessment of the parameters applied for boundary compensation (alpha, depth) of which typical uncertainty values are given. These parameters are used in DASY4 software to improve probe accuracy close to the boundary. The sensitivity in TSL corresponds to NORM<sub>x,y,z</sub> \* ConvF whereby the uncertainty corresponds to that given for ConvF. A frequency dependent ConvF is used in DASY version 4.4 and higher which allows extending the validity from  $\pm 50$  MHz to  $\pm 100$  MHz.
- Spherical isotropy (3D deviation from isotropy)**: in a field of low gradients realized using a flat phantom exposed by a patch antenna.
- Sensor Offset**: The sensor offset corresponds to the offset of virtual measurement center from the probe tip (on probe axis). No tolerance required.
- Connector Angle**: The angle is assessed using the information gained by determining the NORM<sub>x</sub> (no uncertainty required).

# Probe EX3DV4

## SN:7406

Manufactured: November 24, 2015  
Calibrated: May 22, 2018

Calibrated for DASY/EASY Systems  
(Note: non-compatible with DASY2 system!)

## DASY/EASY - Parameters of Probe: EX3DV4 - SN:7406

### Basic Calibration Parameters

	Sensor X	Sensor Y	Sensor Z	Unc (k=2)
Norm ( $\mu\text{V}/(\text{V}/\text{m})^2$ ) <sup>A</sup>	0.47	0.43	0.46	$\pm 10.1 \%$
DCP (mV) <sup>B</sup>	98.8	100.2	97.1	

### Modulation Calibration Parameters

UID	Communication System Name		A dB	B dB $\sqrt{\mu\text{V}}$	C	D dB	VR mV	Unc <sup>E</sup> (k=2)
0	CW	X	0.0	0.0	1.0	0.00	159.0	$\pm 3.3 \%$
		Y	0.0	0.0	1.0		176.8	
		Z	0.0	0.0	1.0		172.1	

Note: For details on UID parameters see Appendix.

### Sensor Model Parameters

	C1 fF	C2 fF	$\alpha$ $\text{V}^{-1}$	T1 $\text{ms}\cdot\text{V}^{-2}$	T2 $\text{ms}\cdot\text{V}^{-1}$	T3 ms	T4 $\text{V}^{-2}$	T5 $\text{V}^{-1}$	T6
X	40.51	308.1	36.65	8.462	0.498	5.057	0.000	0.453	1.008
Y	20.79	155.9	36.07	8.177	0.281	5.026	0.312	0.202	1.000
Z	39.96	308.6	37.72	7.122	0.556	5.056	0.094	0.485	1.007

The reported uncertainty of measurement is stated as the standard uncertainty of measurement multiplied by the coverage factor  $k=2$ , which for a normal distribution corresponds to a coverage probability of approximately 95%.

<sup>A</sup> The uncertainties of Norm X,Y,Z do not affect the  $E^2$ -field uncertainty inside TSL (see Pages 5 and 6).

<sup>B</sup> Numerical linearization parameter: uncertainty not required.

<sup>E</sup> Uncertainty is determined using the max. deviation from linear response applying rectangular distribution and is expressed for the square of the field value.

## DASY/EASY - Parameters of Probe: EX3DV4 - SN:7406

### Calibration Parameter Determined in Head Tissue Simulating Media

f (MHz) <sup>C</sup>	Relative Permittivity <sup>F</sup>	Conductivity (S/m) <sup>F</sup>	ConvF X	ConvF Y	ConvF Z	Alpha <sup>G</sup>	Depth <sup>G</sup> (mm)	Unc (k=2)
30	55.0	0.75	16.52	16.52	16.52	0.00	1.00	± 13.3 %
750	41.9	0.89	10.09	10.09	10.09	0.48	0.90	± 12.0 %
835	41.5	0.90	9.70	9.70	9.70	0.43	0.91	± 12.0 %
1750	40.1	1.37	8.58	8.58	8.58	0.35	0.80	± 12.0 %
1900	40.0	1.40	8.22	8.22	8.22	0.39	0.84	± 12.0 %
2300	39.5	1.67	7.95	7.95	7.95	0.30	0.84	± 12.0 %
2450	39.2	1.80	7.54	7.54	7.54	0.31	0.87	± 12.0 %
2600	39.0	1.96	7.40	7.40	7.40	0.25	0.95	± 12.0 %

<sup>C</sup> Frequency validity above 300 MHz of ± 100 MHz only applies for DASY v4.4 and higher (see Page 2), else it is restricted to ± 50 MHz. The uncertainty is the RSS of the ConvF uncertainty at calibration frequency and the uncertainty for the indicated frequency band. Frequency validity below 300 MHz is ± 10, 25, 40, 50 and 70 MHz for ConvF assessments at 30, 64, 128, 150 and 220 MHz respectively. Above 5 GHz frequency validity can be extended to ± 110 MHz.

<sup>F</sup> At frequencies below 3 GHz, the validity of tissue parameters ( $\epsilon$  and  $\sigma$ ) can be relaxed to ± 10% if liquid compensation formula is applied to measured SAR values. At frequencies above 3 GHz, the validity of tissue parameters ( $\epsilon$  and  $\sigma$ ) is restricted to ± 5%. The uncertainty is the RSS of the ConvF uncertainty for indicated target tissue parameters.

<sup>G</sup> Alpha/Depth are determined during calibration. SPEAG warrants that the remaining deviation due to the boundary effect after compensation is always less than ± 1% for frequencies below 3 GHz and below ± 2% for frequencies between 3-6 GHz at any distance larger than half the probe tip diameter from the boundary.

## DASY/EASY - Parameters of Probe: EX3DV4 - SN:7406

### Calibration Parameter Determined in Body Tissue Simulating Media

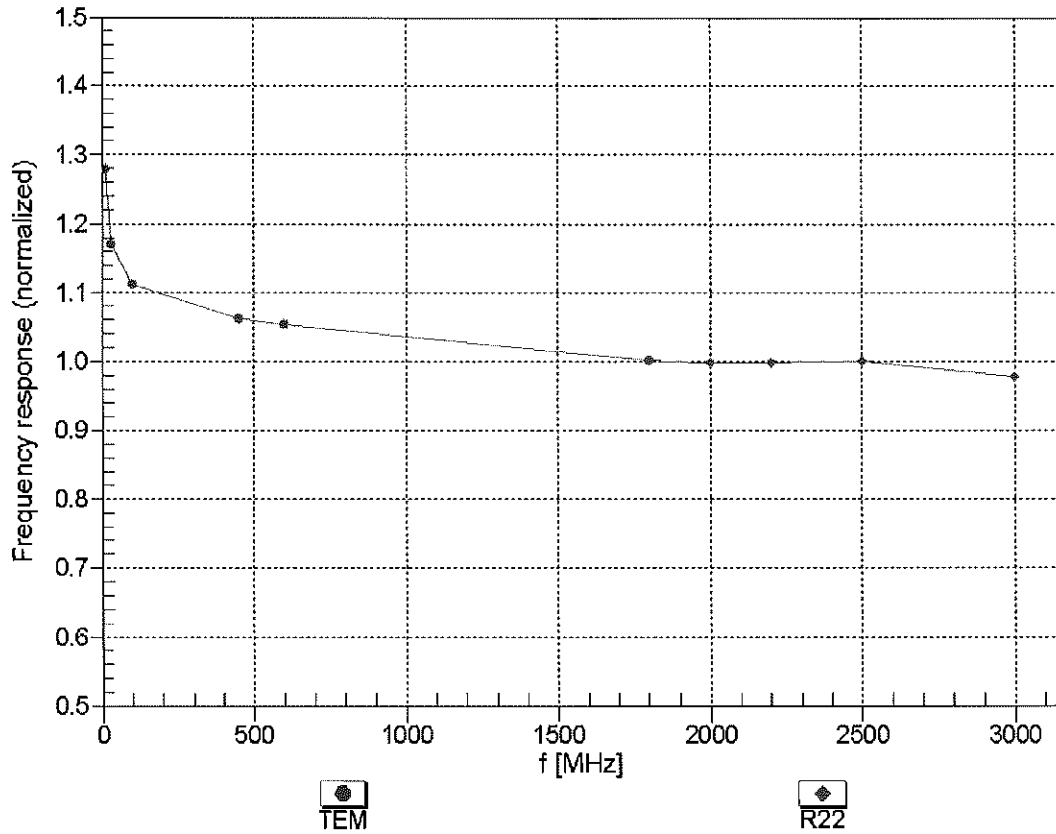
f (MHz) <sup>C</sup>	Relative Permittivity <sup>F</sup>	Conductivity (S/m) <sup>F</sup>	ConvF X	ConvF Y	ConvF Z	Alpha <sup>G</sup>	Depth <sup>G</sup> (mm)	Unc (k=2)
750	55.5	0.96	9.91	9.91	9.91	0.52	0.80	± 12.0 %
835	55.2	0.97	9.61	9.61	9.61	0.52	0.80	± 12.0 %
1750	53.4	1.49	8.04	8.04	8.04	0.43	0.84	± 12.0 %
1900	53.3	1.52	7.74	7.74	7.74	0.39	0.84	± 12.0 %
2300	52.9	1.81	7.46	7.46	7.46	0.41	0.86	± 12.0 %
2450	52.7	1.95	7.30	7.30	7.30	0.43	0.88	± 12.0 %
2600	52.5	2.16	7.27	7.27	7.27	0.33	0.98	± 12.0 %

<sup>C</sup> Frequency validity above 300 MHz of ± 100 MHz only applies for DASY v4.4 and higher (see Page 2), else it is restricted to ± 50 MHz. The uncertainty is the RSS of the ConvF uncertainty at calibration frequency and the uncertainty for the indicated frequency band. Frequency validity below 300 MHz is ± 10, 25, 40, 50 and 70 MHz for ConvF assessments at 30, 64, 128, 150 and 220 MHz respectively. Above 5 GHz frequency validity can be extended to ± 110 MHz.

<sup>F</sup> At frequencies below 3 GHz, the validity of tissue parameters ( $\epsilon$  and  $\sigma$ ) can be relaxed to ± 10% if liquid compensation formula is applied to measured SAR values. At frequencies above 3 GHz, the validity of tissue parameters ( $\epsilon$  and  $\sigma$ ) is restricted to ± 5%. The uncertainty is the RSS of the ConvF uncertainty for indicated target tissue parameters.

<sup>G</sup> Alpha/Depth are determined during calibration. SPEAG warrants that the remaining deviation due to the boundary effect after compensation is always less than ± 1% for frequencies below 3 GHz and below ± 2% for frequencies between 3-6 GHz at any distance larger than half the probe tip diameter from the boundary.

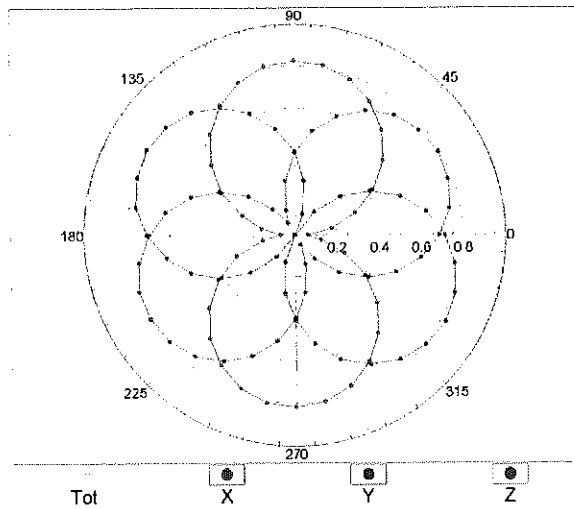
### Frequency Response of E-Field (TEM-Cell:ifi110 EXX, Waveguide: R22)



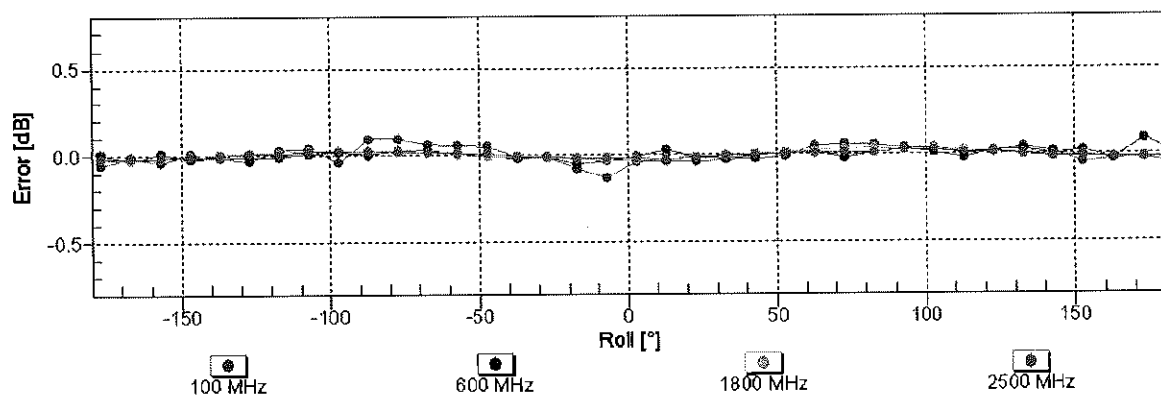
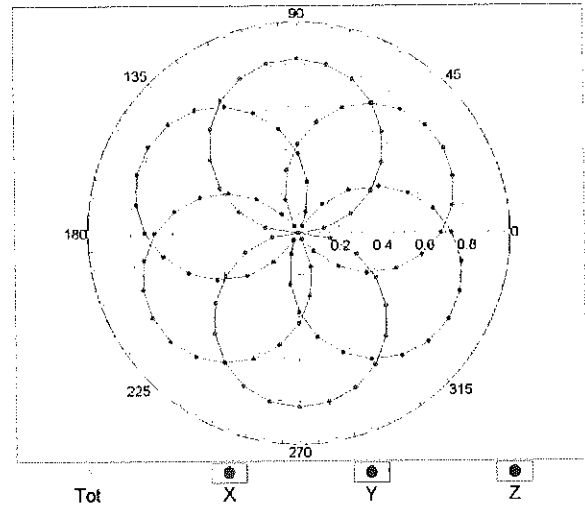
Uncertainty of Frequency Response of E-field:  $\pm 6.3\%$  (k=2)

## Receiving Pattern ( $\phi$ ), $\theta = 0^\circ$

f=600 MHz, TEM

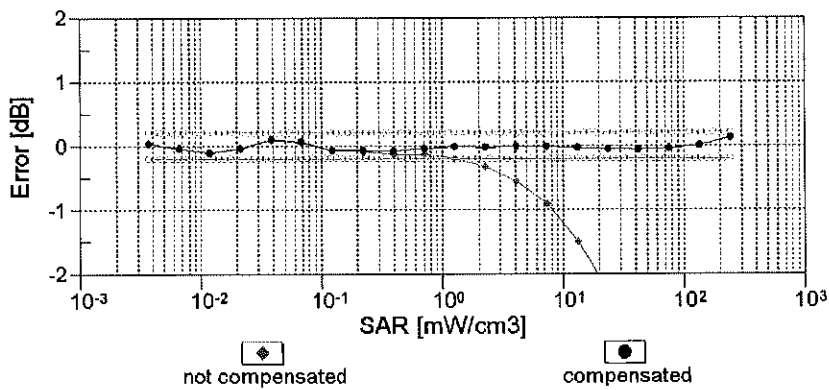
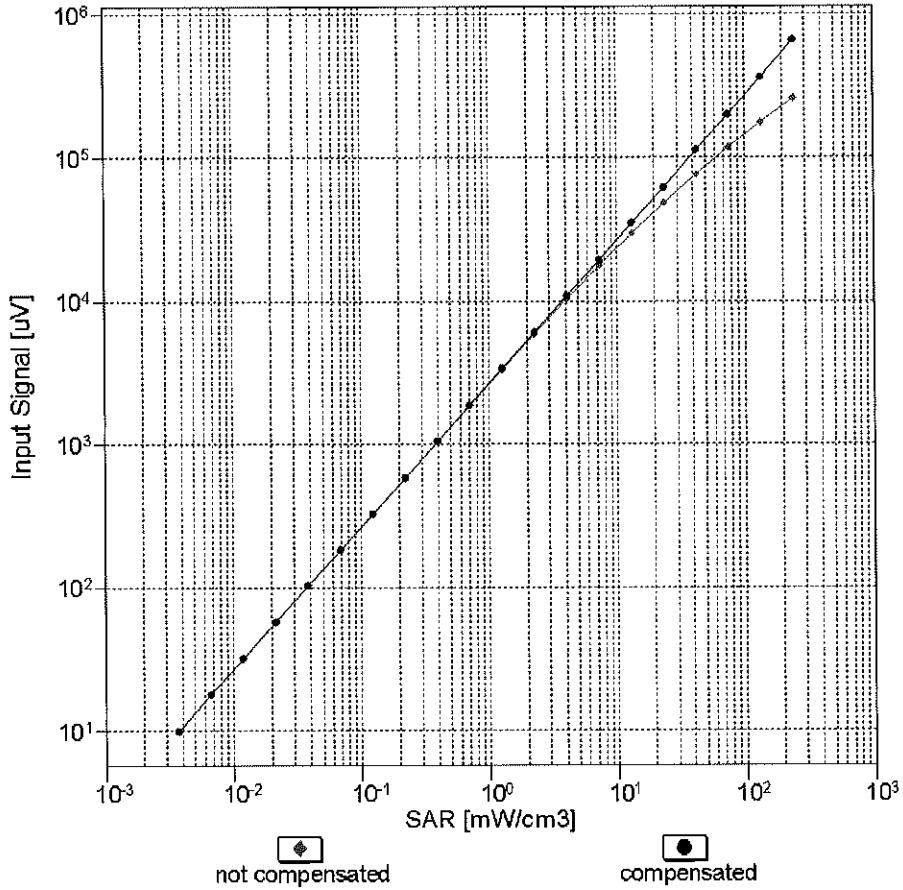


f=1800 MHz, R22



Uncertainty of Axial Isotropy Assessment:  $\pm 0.5\%$  ( $k=2$ )

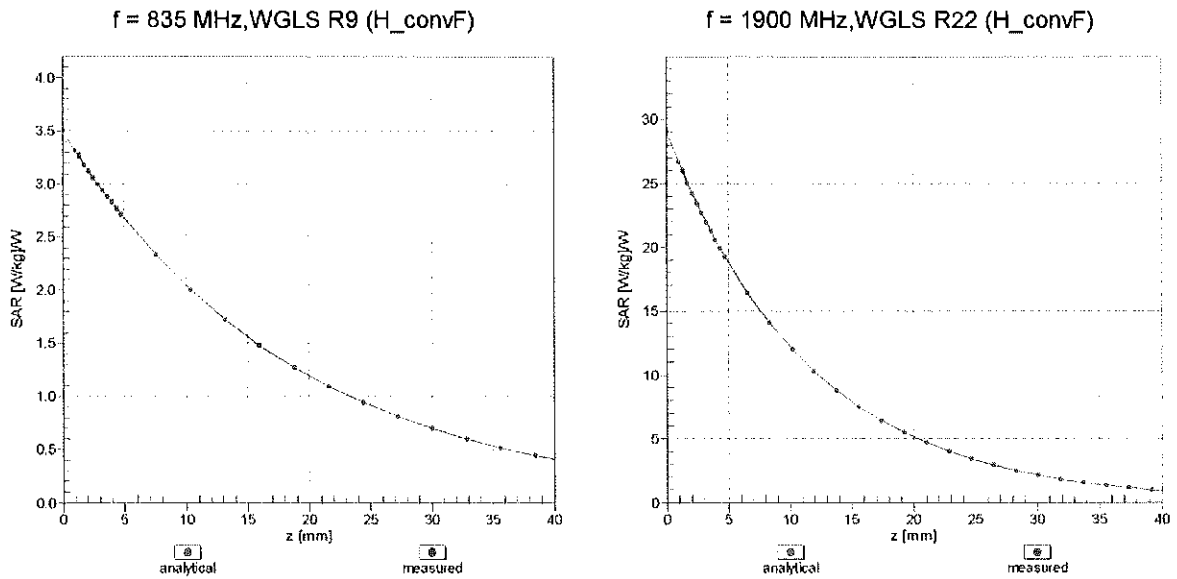
### Dynamic Range $f(SAR_{head})$ (TEM cell , $f_{eval} = 1900$ MHz)




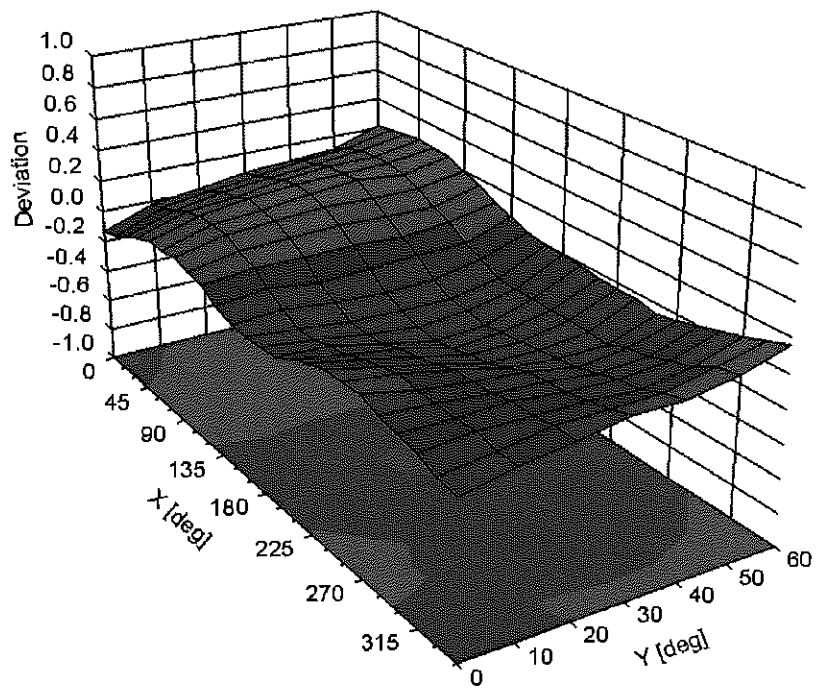
Uncertainty of Linearity Assessment:  $\pm 0.6\%$  (k=2)



# Conversion Factor Assessment



## Deviation from Isotropy in Liquid Error ( $\phi, \theta$ ), f = 900 MHz



## DASY/EASY - Parameters of Probe: EX3DV4 - SN:7406

### Other Probe Parameters

Sensor Arrangement	Triangular
Connector Angle (°)	2.9
Mechanical Surface Detection Mode	enabled
Optical Surface Detection Mode	disabled
Probe Overall Length	337 mm
Probe Body Diameter	10 mm
Tip Length	9 mm
Tip Diameter	2.5 mm
Probe Tip to Sensor X Calibration Point	1 mm
Probe Tip to Sensor Y Calibration Point	1 mm
Probe Tip to Sensor Z Calibration Point	1 mm
Recommended Measurement Distance from Surface	1.4 mm

**Appendix: Modulation Calibration Parameters**

UID	Communication System Name		A dB	B dB $\sqrt{\mu V}$	C	D dB	VR mV	Max Unc <sup>E</sup> (k=2)
0	CW	X	0.00	0.00	1.00	0.00	159.0	$\pm 3.3 \%$
		Y	0.00	0.00	1.00		176.8	
		Z	0.00	0.00	1.00		172.1	
10010- CAA	SAR Validation (Square, 100ms, 10ms)	X	2.08	64.96	9.67	10.00	20.0	$\pm 9.6 \%$
		Y	1.53	62.37	7.61		20.0	
		Z	1.91	63.93	9.02		20.0	
10011- CAB	UMTS-FDD (WCDMA)	X	0.84	64.72	13.20	0.00	150.0	$\pm 9.6 \%$
		Y	2.29	84.03	21.49		150.0	
		Z	0.87	65.77	13.83		150.0	
10012- CAB	IEEE 802.11b WiFi 2.4 GHz (DSSS, 1 Mbps)	X	1.07	62.64	14.17	0.41	150.0	$\pm 9.6 \%$
		Y	1.16	66.58	16.90		150.0	
		Z	1.05	62.95	14.54		150.0	
10013- CAB	IEEE 802.11g WiFi 2.4 GHz (DSSS-OFDM, 6 Mbps)	X	4.71	66.44	16.84	1.46	150.0	$\pm 9.6 \%$
		Y	4.37	67.68	17.36		150.0	
		Z	4.70	66.50	16.96		150.0	
10021- DAC	GSM-FDD (TDMA, GMSK)	X	100.00	111.67	26.02	9.39	50.0	$\pm 9.6 \%$
		Y	100.00	105.88	22.91		50.0	
		Z	100.00	110.56	25.48		50.0	
10023- DAC	GPRS-FDD (TDMA, GMSK, TN 0)	X	100.00	111.18	25.86	9.57	50.0	$\pm 9.6 \%$
		Y	100.00	104.93	22.52		50.0	
		Z	100.00	110.10	25.33		50.0	
10024- DAC	GPRS-FDD (TDMA, GMSK, TN 0-1)	X	100.00	110.92	24.51	6.56	60.0	$\pm 9.6 \%$
		Y	100.00	104.17	21.07		60.0	
		Z	100.00	109.40	23.71		60.0	
10025- DAC	EDGE-FDD (TDMA, 8PSK, TN 0)	X	3.97	69.08	25.47	12.57	50.0	$\pm 9.6 \%$
		Y	6.34	86.82	35.22		50.0	
		Z	3.66	66.66	24.05		50.0	
10026- DAC	EDGE-FDD (TDMA, 8PSK, TN 0-1)	X	6.82	85.96	30.56	9.56	60.0	$\pm 9.6 \%$
		Y	6.90	89.59	32.84		60.0	
		Z	6.52	85.14	30.29		60.0	
10027- DAC	GPRS-FDD (TDMA, GMSK, TN 0-1-2)	X	100.00	111.11	23.76	4.80	80.0	$\pm 9.6 \%$
		Y	100.00	105.05	20.71		80.0	
		Z	100.00	108.99	22.68		80.0	
10028- DAC	GPRS-FDD (TDMA, GMSK, TN 0-1-2-3)	X	100.00	111.34	23.14	3.55	100.0	$\pm 9.6 \%$
		Y	100.00	107.81	21.20		100.0	
		Z	100.00	108.15	21.58		100.0	
10029- DAC	EDGE-FDD (TDMA, 8PSK, TN 0-1-2)	X	4.51	76.74	25.54	7.80	80.0	$\pm 9.6 \%$
		Y	4.44	78.91	27.21		80.0	
		Z	4.34	76.19	25.41		80.0	
10030- CAA	IEEE 802.15.1 Bluetooth (GFSK, DH1)	X	100.00	108.75	23.04	5.30	70.0	$\pm 9.6 \%$
		Y	100.00	100.28	18.89		70.0	
		Z	100.00	106.90	22.09		70.0	
10031- CAA	IEEE 802.15.1 Bluetooth (GFSK, DH3)	X	100.00	99.67	17.08	1.88	100.0	$\pm 9.6 \%$
		Y	50.08	84.31	11.26		100.0	
		Z	0.35	62.17	5.86		100.0	

10032-CAA	IEEE 802.15.1 Bluetooth (GFSK, DH5)	X	28.56	85.45	12.04	1.17	100.0	± 9.6 %
		Y	0.15	60.00	3.24		100.0	
		Z	0.16	60.00	3.46		100.0	
10033-CAA	IEEE 802.15.1 Bluetooth (PI/4-DQPSK, DH1)	X	8.12	89.17	23.19	5.30	70.0	± 9.6 %
		Y	5.53	78.60	16.12		70.0	
		Z	8.77	90.41	23.45		70.0	
10034-CAA	IEEE 802.15.1 Bluetooth (PI/4-DQPSK, DH3)	X	1.89	71.18	14.91	1.88	100.0	± 9.6 %
		Y	0.70	61.17	6.54		100.0	
		Z	1.94	71.91	15.07		100.0	
10035-CAA	IEEE 802.15.1 Bluetooth (PI/4-DQPSK, DH5)	X	1.33	67.78	13.07	1.17	100.0	± 9.6 %
		Y	0.50	60.00	5.45		100.0	
		Z	1.34	68.27	13.15		100.0	
10036-CAA	IEEE 802.15.1 Bluetooth (8-DPSK, DH1)	X	11.58	94.76	24.99	5.30	70.0	± 9.6 %
		Y	7.92	82.80	17.55		70.0	
		Z	13.45	97.05	25.53		70.0	
10037-CAA	IEEE 802.15.1 Bluetooth (8-DPSK, DH3)	X	1.76	70.41	14.56	1.88	100.0	± 9.6 %
		Y	0.67	60.87	6.38		100.0	
		Z	1.78	71.00	14.68		100.0	
10038-CAA	IEEE 802.15.1 Bluetooth (8-DPSK, DH5)	X	1.33	68.01	13.29	1.17	100.0	± 9.6 %
		Y	0.50	60.00	5.57		100.0	
		Z	1.35	68.60	13.42		100.0	
10039-CAB	CDMA2000 (1xRTT, RC1)	X	1.09	65.82	11.60	0.00	150.0	± 9.6 %
		Y	0.33	60.00	4.54		150.0	
		Z	1.10	66.30	11.64		150.0	
10042-CAB	IS-54 / IS-136 FDD (TDMA/FDM, PI/4-DQPSK, Halfrate)	X	100.00	107.41	23.26	7.78	50.0	± 9.6 %
		Y	57.23	96.27	18.96		50.0	
		Z	100.00	105.97	22.54		50.0	
10044-CAA	IS-91/EIA/TIA-553 FDD (FDMA, FM)	X	0.03	118.97	9.94	0.00	150.0	± 9.6 %
		Y	0.05	129.23	11.15		150.0	
		Z	0.09	122.00	10.41		150.0	
10048-CAA	DECT (TDD, TDMA/FDM, GFSK, Full Slot, 24)	X	21.95	89.61	21.44	13.80	25.0	± 9.6 %
		Y	5.10	70.47	13.72		25.0	
		Z	12.15	81.59	18.87		25.0	
10049-CAA	DECT (TDD, TDMA/FDM, GFSK, Double Slot, 12)	X	43.64	100.12	23.34	10.79	40.0	± 9.6 %
		Y	5.90	74.58	14.22		40.0	
		Z	17.31	88.39	19.94		40.0	
10056-CAA	UMTS-TDD (TD-SCDMA, 1.28 Mcps)	X	25.07	100.73	26.75	9.03	50.0	± 9.6 %
		Y	12.75	86.31	19.79		50.0	
		Z	22.08	98.32	25.86		50.0	
10058-DAC	EDGE-FDD (TDMA, 8PSK, TN 0-1-2-3)	X	3.64	72.69	22.94	6.55	100.0	± 9.6 %
		Y	3.58	74.51	24.46		100.0	
		Z	3.51	72.30	22.90		100.0	
10059-CAB	IEEE 802.11b WiFi 2.4 GHz (DSSS, 2 Mbps)	X	1.08	63.42	14.64	0.61	110.0	± 9.6 %
		Y	1.21	68.14	17.70		110.0	
		Z	1.06	63.79	15.05		110.0	
10060-CAB	IEEE 802.11b WiFi 2.4 GHz (DSSS, 5.5 Mbps)	X	2.61	84.17	21.25	1.30	110.0	± 9.6 %
		Y	100.00	147.02	38.69		110.0	
		Z	5.12	95.07	24.77		110.0	

10061-CAB	IEEE 802.11b WiFi 2.4 GHz (DSSS, 11 Mbps)	X	1.89	74.28	19.62	2.04	110.0	± 9.6 %
		Y	6.72	99.45	28.86		110.0	
		Z	1.98	76.00	20.54		110.0	
10062-CAC	IEEE 802.11a/h WiFi 5 GHz (OFDM, 6 Mbps)	X	4.50	66.38	16.23	0.49	100.0	± 9.6 %
		Y	4.17	67.64	16.77		100.0	
		Z	4.49	66.45	16.37		100.0	
10063-CAC	IEEE 802.11a/h WiFi 5 GHz (OFDM, 9 Mbps)	X	4.52	66.46	16.33	0.72	100.0	± 9.6 %
		Y	4.19	67.78	16.90		100.0	
		Z	4.51	66.54	16.46		100.0	
10064-CAC	IEEE 802.11a/h WiFi 5 GHz (OFDM, 12 Mbps)	X	4.78	66.72	16.56	0.86	100.0	± 9.6 %
		Y	4.37	67.91	17.05		100.0	
		Z	4.77	66.78	16.69		100.0	
10065-CAC	IEEE 802.11a/h WiFi 5 GHz (OFDM, 18 Mbps)	X	4.65	66.59	16.65	1.21	100.0	± 9.6 %
		Y	4.25	67.66	17.08		100.0	
		Z	4.64	66.65	16.78		100.0	
10066-CAC	IEEE 802.11a/h WiFi 5 GHz (OFDM, 24 Mbps)	X	4.67	66.60	16.82	1.46	100.0	± 9.6 %
		Y	4.25	67.56	17.16		100.0	
		Z	4.65	66.66	16.94		100.0	
10067-CAC	IEEE 802.11a/h WiFi 5 GHz (OFDM, 36 Mbps)	X	4.96	66.87	17.31	2.04	100.0	± 9.6 %
		Y	4.45	67.61	17.49		100.0	
		Z	4.95	66.92	17.43		100.0	
10068-CAC	IEEE 802.11a/h WiFi 5 GHz (OFDM, 48 Mbps)	X	5.00	66.83	17.50	2.55	100.0	± 9.6 %
		Y	4.58	67.92	17.91		100.0	
		Z	4.98	66.87	17.60		100.0	
10069-CAC	IEEE 802.11a/h WiFi 5 GHz (OFDM, 54 Mbps)	X	5.07	66.86	17.70	2.67	100.0	± 9.6 %
		Y	4.58	67.73	17.95		100.0	
		Z	5.05	66.90	17.80		100.0	
10071-CAB	IEEE 802.11g WiFi 2.4 GHz (DSSS/OFDM, 9 Mbps)	X	4.80	66.52	17.15	1.99	100.0	± 9.6 %
		Y	4.47	67.76	17.67		100.0	
		Z	4.79	66.57	17.27		100.0	
10072-CAB	IEEE 802.11g WiFi 2.4 GHz (DSSS/OFDM, 12 Mbps)	X	4.77	66.78	17.34	2.30	100.0	± 9.6 %
		Y	4.40	67.85	17.80		100.0	
		Z	4.75	66.83	17.46		100.0	
10073-CAB	IEEE 802.11g WiFi 2.4 GHz (DSSS/OFDM, 18 Mbps)	X	4.82	66.94	17.68	2.83	100.0	± 9.6 %
		Y	4.48	68.17	18.22		100.0	
		Z	4.81	66.99	17.79		100.0	
10074-CAB	IEEE 802.11g WiFi 2.4 GHz (DSSS/OFDM, 24 Mbps)	X	4.82	66.85	17.82	3.30	100.0	± 9.6 %
		Y	4.56	68.39	18.51		100.0	
		Z	4.80	66.90	17.93		100.0	
10075-CAB	IEEE 802.11g WiFi 2.4 GHz (DSSS/OFDM, 36 Mbps)	X	4.84	66.90	18.10	3.82	90.0	± 9.6 %
		Y	4.62	68.53	18.81		90.0	
		Z	4.82	66.93	18.20		90.0	
10076-CAB	IEEE 802.11g WiFi 2.4 GHz (DSSS/OFDM, 48 Mbps)	X	4.87	66.75	18.26	4.15	90.0	± 9.6 %
		Y	4.66	68.36	18.96		90.0	
		Z	4.85	66.78	18.35		90.0	
10077-CAB	IEEE 802.11g WiFi 2.4 GHz (DSSS/OFDM, 54 Mbps)	X	4.90	66.83	18.36	4.30	90.0	± 9.6 %
		Y	4.70	68.52	19.13		90.0	
		Z	4.88	66.86	18.46		90.0	

10081-CAB	CDMA2000 (1xRTT, RC3)	X	0.57	62.19	9.13	0.00	150.0	± 9.6 %
		Y	27.42	131.24	12.30		150.0	
		Z	0.55	62.22	8.90		150.0	
10082-CAB	IS-54 / IS-136 FDD (TDMA/FDM, PI/4-DQPSK, Fullrate)	X	5.02	67.53	6.38	4.77	80.0	± 9.6 %
		Y	1.48	62.15	3.83		80.0	
		Z	0.60	60.00	3.69		80.0	
10090-DAC	GPRS-FDD (TDMA, GMSK, TN 0-4)	X	100.00	110.99	24.56	6.56	60.0	± 9.6 %
		Y	100.00	104.24	21.12		60.0	
		Z	100.00	109.50	23.78		60.0	
10097-CAB	UMTS-FDD (HSDPA)	X	1.62	66.19	14.37	0.00	150.0	± 9.6 %
		Y	2.77	77.65	18.43		150.0	
		Z	1.66	66.92	14.80		150.0	
10098-CAB	UMTS-FDD (HSUPA, Subtest 2)	X	1.59	66.12	14.32	0.00	150.0	± 9.6 %
		Y	2.75	77.82	18.53		150.0	
		Z	1.63	66.85	14.76		150.0	
10099-DAC	EDGE-FDD (TDMA, 8PSK, TN 0-4)	X	6.86	86.10	30.61	9.56	60.0	± 9.6 %
		Y	6.96	89.80	32.91		60.0	
		Z	6.57	85.27	30.34		60.0	
10100-CAD	LTE-FDD (SC-FDMA, 100% RB, 20 MHz, QPSK)	X	2.79	68.67	15.73	0.00	150.0	± 9.6 %
		Y	3.01	72.73	18.31		150.0	
		Z	2.85	69.21	16.10		150.0	
10101-CAD	LTE-FDD (SC-FDMA, 100% RB, 20 MHz, 16-QAM)	X	3.03	66.63	15.32	0.00	150.0	± 9.6 %
		Y	2.95	68.63	16.67		150.0	
		Z	3.05	66.87	15.55		150.0	
10102-CAD	LTE-FDD (SC-FDMA, 100% RB, 20 MHz, 64-QAM)	X	3.14	66.68	15.45	0.00	150.0	± 9.6 %
		Y	3.05	68.65	16.75		150.0	
		Z	3.16	66.90	15.67		150.0	
10103-CAD	LTE-TDD (SC-FDMA, 100% RB, 20 MHz, QPSK)	X	5.48	74.24	19.94	3.98	65.0	± 9.6 %
		Y	5.83	78.05	21.80		65.0	
		Z	5.16	73.46	19.72		65.0	
10104-CAD	LTE-TDD (SC-FDMA, 100% RB, 20 MHz, 16-QAM)	X	5.43	71.87	19.65	3.98	65.0	± 9.6 %
		Y	5.15	73.23	20.29		65.0	
		Z	5.30	71.66	19.65		65.0	
10105-CAD	LTE-TDD (SC-FDMA, 100% RB, 20 MHz, 64-QAM)	X	5.28	71.13	19.61	3.98	65.0	± 9.6 %
		Y	5.09	72.76	20.36		65.0	
		Z	5.27	71.32	19.81		65.0	
10108-CAE	LTE-FDD (SC-FDMA, 100% RB, 10 MHz, QPSK)	X	2.42	67.95	15.52	0.00	150.0	± 9.6 %
		Y	2.65	73.21	18.48		150.0	
		Z	2.47	68.55	15.91		150.0	
10109-CAE	LTE-FDD (SC-FDMA, 100% RB, 10 MHz, 16-QAM)	X	2.67	66.43	15.11	0.00	150.0	± 9.6 %
		Y	2.65	69.54	16.65		150.0	
		Z	2.69	66.74	15.37		150.0	
10110-CAE	LTE-FDD (SC-FDMA, 100% RB, 5 MHz, QPSK)	X	1.92	66.97	14.92	0.00	150.0	± 9.6 %
		Y	2.27	74.05	18.03		150.0	
		Z	1.96	67.64	15.34		150.0	
10111-CAE	LTE-FDD (SC-FDMA, 100% RB, 5 MHz, 16-QAM)	X	2.36	67.07	15.14	0.00	150.0	± 9.6 %
		Y	2.72	73.04	17.01		150.0	
		Z	2.39	67.59	15.47		150.0	

10112-CAE	LTE-FDD (SC-FDMA, 100% RB, 10 MHz, 64-QAM)	X	2.80	66.52	15.22	0.00	150.0	± 9.6 %
		Y	2.78	69.65	16.71		150.0	
		Z	2.82	66.81	15.47		150.0	
10113-CAE	LTE-FDD (SC-FDMA, 100% RB, 5 MHz, 64-QAM)	X	2.51	67.31	15.33	0.00	150.0	± 9.6 %
		Y	2.80	72.79	16.92		150.0	
		Z	2.54	67.82	15.65		150.0	
10114-CAC	IEEE 802.11n (HT Greenfield, 13.5 Mbps, BPSK)	X	4.96	66.85	16.19	0.00	150.0	± 9.6 %
		Y	4.63	67.53	16.79		150.0	
		Z	4.96	66.92	16.33		150.0	
10115-CAC	IEEE 802.11n (HT Greenfield, 81 Mbps, 16-QAM)	X	5.22	66.93	16.24	0.00	150.0	± 9.6 %
		Y	4.88	67.74	16.83		150.0	
		Z	5.22	67.01	16.38		150.0	
10116-CAC	IEEE 802.11n (HT Greenfield, 135 Mbps, 64-QAM)	X	5.05	67.03	16.21	0.00	150.0	± 9.6 %
		Y	4.70	67.78	16.83		150.0	
		Z	5.05	67.12	16.36		150.0	
10117-CAC	IEEE 802.11n (HT Mixed, 13.5 Mbps, BPSK)	X	4.94	66.75	16.16	0.00	150.0	± 9.6 %
		Y	4.61	67.43	16.76		150.0	
		Z	4.95	66.84	16.31		150.0	
10118-CAC	IEEE 802.11n (HT Mixed, 81 Mbps, 16-QAM)	X	5.30	67.13	16.35	0.00	150.0	± 9.6 %
		Y	4.86	67.63	16.79		150.0	
		Z	5.31	67.24	16.51		150.0	
10119-CAC	IEEE 802.11n (HT Mixed, 135 Mbps, 64-QAM)	X	5.04	67.00	16.20	0.00	150.0	± 9.6 %
		Y	4.69	67.70	16.79		150.0	
		Z	5.05	67.10	16.36		150.0	
10140-CAD	LTE-FDD (SC-FDMA, 100% RB, 15 MHz, 16-QAM)	X	3.17	66.68	15.36	0.00	150.0	± 9.6 %
		Y	3.04	68.72	16.64		150.0	
		Z	3.18	66.91	15.58		150.0	
10141-CAD	LTE-FDD (SC-FDMA, 100% RB, 15 MHz, 64-QAM)	X	3.30	66.85	15.57	0.00	150.0	± 9.6 %
		Y	3.18	69.04	16.88		150.0	
		Z	3.31	67.07	15.79		150.0	
10142-CAD	LTE-FDD (SC-FDMA, 100% RB, 3 MHz, QPSK)	X	1.67	66.60	14.19	0.00	150.0	± 9.6 %
		Y	1.87	72.33	15.40		150.0	
		Z	1.70	67.34	14.60		150.0	
10143-CAD	LTE-FDD (SC-FDMA, 100% RB, 3 MHz, 16-QAM)	X	2.12	67.16	14.28	0.00	150.0	± 9.6 %
		Y	1.56	66.54	11.72		150.0	
		Z	2.16	67.74	14.58		150.0	
10144-CAD	LTE-FDD (SC-FDMA, 100% RB, 3 MHz, 64-QAM)	X	1.92	65.03	12.70	0.00	150.0	± 9.6 %
		Y	1.13	62.33	8.88		150.0	
		Z	1.92	65.29	12.82		150.0	
10145-CAE	LTE-FDD (SC-FDMA, 100% RB, 1.4 MHz, QPSK)	X	0.84	61.53	8.53	0.00	150.0	± 9.6 %
		Y	0.42	60.00	3.23		150.0	
		Z	0.80	61.27	8.17		150.0	
10146-CAE	LTE-FDD (SC-FDMA, 100% RB, 1.4 MHz, 16-QAM)	X	1.25	62.09	8.49	0.00	150.0	± 9.6 %
		Y	15.63	136.67	2.52		150.0	
		Z	1.18	61.53	7.92		150.0	
10147-CAE	LTE-FDD (SC-FDMA, 100% RB, 1.4 MHz, 64-QAM)	X	1.33	62.76	8.97	0.00	150.0	± 9.6 %
		Y	175.53	59.57	0.91		150.0	
		Z	1.25	62.05	8.31		150.0	

10149-CAD	LTE-FDD (SC-FDMA, 50% RB, 20 MHz, 16-QAM)	X	2.68	66.49	15.16	0.00	150.0	± 9.6 %
		Y	2.67	69.66	16.73		150.0	
		Z	2.70	66.80	15.42		150.0	
10150-CAD	LTE-FDD (SC-FDMA, 50% RB, 20 MHz, 64-QAM)	X	2.81	66.57	15.26	0.00	150.0	± 9.6 %
		Y	2.79	69.76	16.78		150.0	
		Z	2.82	66.87	15.51		150.0	
10151-CAD	LTE-TDD (SC-FDMA, 50% RB, 20 MHz, QPSK)	X	5.57	76.26	20.83	3.98	65.0	± 9.6 %
		Y	6.54	82.28	23.19		65.0	
		Z	5.47	76.32	20.97		65.0	
10152-CAD	LTE-TDD (SC-FDMA, 50% RB, 20 MHz, 16-QAM)	X	4.95	71.73	19.22	3.98	65.0	± 9.6 %
		Y	4.69	73.27	19.41		65.0	
		Z	4.83	71.56	19.23		65.0	
10153-CAD	LTE-TDD (SC-FDMA, 50% RB, 20 MHz, 64-QAM)	X	5.31	72.79	20.07	3.98	65.0	± 9.6 %
		Y	5.16	74.91	20.53		65.0	
		Z	5.19	72.65	20.11		65.0	
10154-CAE	LTE-FDD (SC-FDMA, 50% RB, 10 MHz, QPSK)	X	1.96	67.30	15.14	0.00	150.0	± 9.6 %
		Y	2.37	74.79	18.39		150.0	
		Z	2.00	68.02	15.59		150.0	
10155-CAE	LTE-FDD (SC-FDMA, 50% RB, 10 MHz, 16-QAM)	X	2.36	67.10	15.16	0.00	150.0	± 9.6 %
		Y	2.75	73.23	17.11		150.0	
		Z	2.39	67.62	15.50		150.0	
10156-CAE	LTE-FDD (SC-FDMA, 50% RB, 5 MHz, QPSK)	X	1.48	66.22	13.61	0.00	150.0	± 9.6 %
		Y	1.17	67.13	11.92		150.0	
		Z	1.51	66.95	13.98		150.0	
10157-CAE	LTE-FDD (SC-FDMA, 50% RB, 5 MHz, 16-QAM)	X	1.71	65.06	12.34	0.00	150.0	± 9.6 %
		Y	0.82	60.69	7.08		150.0	
		Z	1.71	65.33	12.43		150.0	
10158-CAE	LTE-FDD (SC-FDMA, 50% RB, 10 MHz, 64-QAM)	X	2.51	67.38	15.38	0.00	150.0	± 9.6 %
		Y	2.84	73.04	17.05		150.0	
		Z	2.55	67.90	15.71		150.0	
10159-CAE	LTE-FDD (SC-FDMA, 50% RB, 5 MHz, 64-QAM)	X	1.79	65.38	12.55	0.00	150.0	± 9.6 %
		Y	0.84	60.64	7.05		150.0	
		Z	1.79	65.65	12.65		150.0	
10160-CAD	LTE-FDD (SC-FDMA, 50% RB, 15 MHz, QPSK)	X	2.49	67.50	15.47	0.00	150.0	± 9.6 %
		Y	2.56	71.83	17.66		150.0	
		Z	2.54	68.10	15.86		150.0	
10161-CAD	LTE-FDD (SC-FDMA, 50% RB, 15 MHz, 16-QAM)	X	2.70	66.49	15.13	0.00	150.0	± 9.6 %
		Y	2.68	69.90	16.49		150.0	
		Z	2.71	66.81	15.39		150.0	
10162-CAD	LTE-FDD (SC-FDMA, 50% RB, 15 MHz, 64-QAM)	X	2.81	66.70	15.28	0.00	150.0	± 9.6 %
		Y	2.80	70.26	16.67		150.0	
		Z	2.82	67.03	15.53		150.0	
10166-CAE	LTE-FDD (SC-FDMA, 50% RB, 1.4 MHz, QPSK)	X	3.24	68.52	18.59	3.01	150.0	± 9.6 %
		Y	2.46	67.16	18.36		150.0	
		Z	3.27	68.87	18.81		150.0	
10167-CAE	LTE-FDD (SC-FDMA, 50% RB, 1.4 MHz, 16-QAM)	X	3.78	70.80	18.80	3.01	150.0	± 9.6 %
		Y	2.65	69.44	18.59		150.0	
		Z	3.87	71.35	19.05		150.0	



10168-CAE	LTE-FDD (SC-FDMA, 50% RB, 1.4 MHz, 64-QAM)	X	4.22	73.24	20.28	3.01	150.0	± 9.6 %
		Y	2.98	72.19	20.36		150.0	
		Z	4.38	74.05	20.65		150.0	
10169-CAD	LTE-FDD (SC-FDMA, 1 RB, 20 MHz, QPSK)	X	2.60	66.96	17.88	3.01	150.0	± 9.6 %
		Y	2.17	66.08	17.74		150.0	
		Z	2.64	67.39	18.13		150.0	
10170-CAD	LTE-FDD (SC-FDMA, 1 RB, 20 MHz, 16-QAM)	X	3.25	71.58	19.84	3.01	150.0	± 9.6 %
		Y	2.55	70.69	19.84		150.0	
		Z	3.42	72.54	20.26		150.0	
10171-AAD	LTE-FDD (SC-FDMA, 1 RB, 20 MHz, 64-QAM)	X	2.73	68.00	17.17	3.01	150.0	± 9.6 %
		Y	2.14	67.11	17.01		150.0	
		Z	2.83	68.55	17.41		150.0	
10172-CAD	LTE-TDD (SC-FDMA, 1 RB, 20 MHz, QPSK)	X	4.83	82.25	25.65	6.02	65.0	± 9.6 %
		Y	3.25	78.99	24.66		65.0	
		Z	4.17	79.62	24.62		65.0	
10173-CAD	LTE-TDD (SC-FDMA, 1 RB, 20 MHz, 16-QAM)	X	7.80	88.67	26.11	6.02	65.0	± 9.6 %
		Y	4.97	85.33	24.86		65.0	
		Z	8.07	89.25	26.21		65.0	
10174-CAD	LTE-TDD (SC-FDMA, 1 RB, 20 MHz, 64-QAM)	X	6.67	84.99	24.27	6.02	65.0	± 9.6 %
		Y	3.85	80.27	22.34		65.0	
		Z	5.89	82.90	23.46		65.0	
10175-CAE	LTE-FDD (SC-FDMA, 1 RB, 10 MHz, QPSK)	X	2.57	66.69	17.64	3.01	150.0	± 9.6 %
		Y	2.15	65.85	17.52		150.0	
		Z	2.61	67.10	17.88		150.0	
10176-CAE	LTE-FDD (SC-FDMA, 1 RB, 10 MHz, 16-QAM)	X	3.26	71.60	19.85	3.01	150.0	± 9.6 %
		Y	2.56	70.71	19.85		150.0	
		Z	3.43	72.56	20.27		150.0	
10177-CAG	LTE-FDD (SC-FDMA, 1 RB, 5 MHz, QPSK)	X	2.59	66.81	17.73	3.01	150.0	± 9.6 %
		Y	2.16	65.91	17.56		150.0	
		Z	2.63	67.23	17.97		150.0	
10178-CAE	LTE-FDD (SC-FDMA, 1 RB, 5 MHz, 16-QAM)	X	3.23	71.44	19.75	3.01	150.0	± 9.6 %
		Y	2.55	70.64	19.81		150.0	
		Z	3.40	72.38	20.17		150.0	
10179-CAE	LTE-FDD (SC-FDMA, 1 RB, 10 MHz, 64-QAM)	X	2.96	69.67	18.37	3.01	150.0	± 9.6 %
		Y	2.32	68.83	18.31		150.0	
		Z	3.09	70.38	18.68		150.0	
10180-CAE	LTE-FDD (SC-FDMA, 1 RB, 5 MHz, 64-QAM)	X	2.73	67.95	17.14	3.01	150.0	± 9.6 %
		Y	2.14	67.11	17.00		150.0	
		Z	2.82	68.50	17.37		150.0	
10181-CAD	LTE-FDD (SC-FDMA, 1 RB, 15 MHz, QPSK)	X	2.59	66.80	17.72	3.01	150.0	± 9.6 %
		Y	2.15	65.90	17.56		150.0	
		Z	2.63	67.21	17.96		150.0	
10182-CAD	LTE-FDD (SC-FDMA, 1 RB, 15 MHz, 16-QAM)	X	3.23	71.42	19.74	3.01	150.0	± 9.6 %
		Y	2.55	70.62	19.79		150.0	
		Z	3.40	72.36	20.16		150.0	
10183-AAC	LTE-FDD (SC-FDMA, 1 RB, 15 MHz, 64-QAM)	X	2.73	67.93	17.12	3.01	150.0	± 9.6 %
		Y	2.14	67.09	16.99		150.0	
		Z	2.82	68.48	17.36		150.0	

10184-CAD	LTE-FDD (SC-FDMA, 1 RB, 3 MHz, QPSK)	X	2.60	66.84	17.74	3.01	150.0	± 9.6 %
		Y	2.16	65.93	17.57		150.0	
		Z	2.64	67.25	17.98		150.0	
10185-CAD	LTE-FDD (SC-FDMA, 1 RB, 3 MHz, 16-QAM)	X	3.24	71.49	19.78	3.01	150.0	± 9.6 %
		Y	2.56	70.68	19.83		150.0	
		Z	3.41	72.43	20.20		150.0	
10186-AAD	LTE-FDD (SC-FDMA, 1 RB, 3 MHz, 64-QAM)	X	2.74	67.99	17.16	3.01	150.0	± 9.6 %
		Y	2.14	67.14	17.02		150.0	
		Z	2.83	68.54	17.39		150.0	
10187-CAE	LTE-FDD (SC-FDMA, 1 RB, 1.4 MHz, QPSK)	X	2.60	66.90	17.81	3.01	150.0	± 9.6 %
		Y	2.17	66.04	17.68		150.0	
		Z	2.65	67.32	18.06		150.0	
10188-CAE	LTE-FDD (SC-FDMA, 1 RB, 1.4 MHz, 16-QAM)	X	3.33	72.04	20.13	3.01	150.0	± 9.6 %
		Y	2.61	71.14	20.14		150.0	
		Z	3.51	73.05	20.58		150.0	
10189-AAE	LTE-FDD (SC-FDMA, 1 RB, 1.4 MHz, 64-QAM)	X	2.79	68.33	17.41	3.01	150.0	± 9.6 %
		Y	2.18	67.45	17.26		150.0	
		Z	2.89	68.91	17.66		150.0	
10193-CAC	IEEE 802.11n (HT Greenfield, 6.5 Mbps, BPSK)	X	4.35	66.32	15.83	0.00	150.0	± 9.6 %
		Y	4.08	67.94	16.57		150.0	
		Z	4.35	66.41	15.97		150.0	
10194-CAC	IEEE 802.11n (HT Greenfield, 39 Mbps, 16-QAM)	X	4.50	66.59	15.97	0.00	150.0	± 9.6 %
		Y	4.17	67.97	16.67		150.0	
		Z	4.50	66.68	16.11		150.0	
10195-CAC	IEEE 802.11n (HT Greenfield, 65 Mbps, 64-QAM)	X	4.54	66.63	15.99	0.00	150.0	± 9.6 %
		Y	4.18	67.89	16.64		150.0	
		Z	4.54	66.71	16.13		150.0	
10196-CAC	IEEE 802.11n (HT Mixed, 6.5 Mbps, BPSK)	X	4.34	66.34	15.84	0.00	150.0	± 9.6 %
		Y	4.05	67.87	16.52		150.0	
		Z	4.34	66.43	15.98		150.0	
10197-CAC	IEEE 802.11n (HT Mixed, 39 Mbps, 16-QAM)	X	4.52	66.61	15.98	0.00	150.0	± 9.6 %
		Y	4.17	67.97	16.68		150.0	
		Z	4.51	66.70	16.12		150.0	
10198-CAC	IEEE 802.11n (HT Mixed, 65 Mbps, 64-QAM)	X	4.54	66.63	16.00	0.00	150.0	± 9.6 %
		Y	4.17	67.88	16.63		150.0	
		Z	4.53	66.72	16.14		150.0	
10219-CAC	IEEE 802.11n (HT Mixed, 7.2 Mbps, BPSK)	X	4.29	66.36	15.79	0.00	150.0	± 9.6 %
		Y	4.02	68.01	16.56		150.0	
		Z	4.29	66.45	15.94		150.0	
10220-CAC	IEEE 802.11n (HT Mixed, 43.3 Mbps, 16-QAM)	X	4.51	66.57	15.97	0.00	150.0	± 9.6 %
		Y	4.17	67.92	16.66		150.0	
		Z	4.50	66.66	16.11		150.0	
10221-CAC	IEEE 802.11n (HT Mixed, 72.2 Mbps, 64-QAM)	X	4.55	66.57	15.99	0.00	150.0	± 9.6 %
		Y	4.19	67.87	16.64		150.0	
		Z	4.55	66.66	16.13		150.0	
10222-CAC	IEEE 802.11n (HT Mixed, 15 Mbps, BPSK)	X	4.91	66.74	16.14	0.00	150.0	± 9.6 %
		Y	4.61	67.46	16.76		150.0	
		Z	4.92	66.81	16.28		150.0	

10223-CAC	IEEE 802.11n (HT Mixed, 90 Mbps, 16-QAM)	X	5.20	66.98	16.29	0.00	150.0	± 9.6 %
		Y	4.78	67.52	16.75		150.0	
		Z	5.21	67.07	16.44		150.0	
10224-CAC	IEEE 802.11n (HT Mixed, 150 Mbps, 64-QAM)	X	4.95	66.84	16.12	0.00	150.0	± 9.6 %
		Y	4.64	67.65	16.77		150.0	
		Z	4.95	66.92	16.26		150.0	
10225-CAB	UMTS-FDD (HSPA+)	X	2.60	65.43	14.52	0.00	150.0	± 9.6 %
		Y	2.31	67.01	13.92		150.0	
		Z	2.60	65.66	14.70		150.0	
10226-CAA	LTE-TDD (SC-FDMA, 1 RB, 1.4 MHz, 16-QAM)	X	8.30	89.91	26.63	6.02	65.0	± 9.6 %
		Y	5.39	86.92	25.51		65.0	
		Z	8.64	90.59	26.77		65.0	
10227-CAA	LTE-TDD (SC-FDMA, 1 RB, 1.4 MHz, 64-QAM)	X	8.42	88.94	25.65	6.02	65.0	± 9.6 %
		Y	4.82	84.03	23.72		65.0	
		Z	8.66	89.39	25.69		65.0	
10228-CAA	LTE-TDD (SC-FDMA, 1 RB, 1.4 MHz, QPSK)	X	5.33	84.56	26.61	6.02	65.0	± 9.6 %
		Y	3.51	80.74	25.42		65.0	
		Z	5.37	85.04	26.79		65.0	
10229-CAB	LTE-TDD (SC-FDMA, 1 RB, 3 MHz, 16-QAM)	X	7.86	88.78	26.15	6.02	65.0	± 9.6 %
		Y	5.00	85.42	24.89		65.0	
		Z	8.13	89.36	26.26		65.0	
10230-CAB	LTE-TDD (SC-FDMA, 1 RB, 3 MHz, 64-QAM)	X	7.90	87.76	25.18	6.02	65.0	± 9.6 %
		Y	4.45	82.60	23.15		65.0	
		Z	8.08	88.11	25.19		65.0	
10231-CAB	LTE-TDD (SC-FDMA, 1 RB, 3 MHz, QPSK)	X	5.13	83.76	26.22	6.02	65.0	± 9.6 %
		Y	3.36	79.77	24.94		65.0	
		Z	5.16	84.16	26.37		65.0	
10232-CAD	LTE-TDD (SC-FDMA, 1 RB, 5 MHz, 16-QAM)	X	7.85	88.76	26.15	6.02	65.0	± 9.6 %
		Y	4.99	85.41	24.89		65.0	
		Z	8.11	89.34	26.25		65.0	
10233-CAD	LTE-TDD (SC-FDMA, 1 RB, 5 MHz, 64-QAM)	X	7.87	87.73	25.17	6.02	65.0	± 9.6 %
		Y	4.44	82.56	23.14		65.0	
		Z	8.06	88.08	25.18		65.0	
10234-CAD	LTE-TDD (SC-FDMA, 1 RB, 5 MHz, QPSK)	X	4.98	83.08	25.85	6.02	65.0	± 9.6 %
		Y	3.27	79.15	24.57		65.0	
		Z	5.00	83.43	25.98		65.0	
10235-CAD	LTE-TDD (SC-FDMA, 1 RB, 10 MHz, 16-QAM)	X	7.85	88.79	26.16	6.02	65.0	± 9.6 %
		Y	5.00	85.44	24.91		65.0	
		Z	8.12	89.37	26.27		65.0	
10236-CAD	LTE-TDD (SC-FDMA, 1 RB, 10 MHz, 64-QAM)	X	7.96	87.89	25.21	6.02	65.0	± 9.6 %
		Y	4.49	82.70	23.18		65.0	
		Z	8.15	88.24	25.23		65.0	
10237-CAD	LTE-TDD (SC-FDMA, 1 RB, 10 MHz, QPSK)	X	5.13	83.78	26.24	6.02	65.0	± 9.6 %
		Y	3.35	79.76	24.95		65.0	
		Z	5.16	84.20	26.39		65.0	
10238-CAD	LTE-TDD (SC-FDMA, 1 RB, 15 MHz, 16-QAM)	X	7.83	88.73	26.14	6.02	65.0	± 9.6 %
		Y	4.99	85.40	24.89		65.0	
		Z	8.09	89.31	26.24		65.0	

10239-CAD	LTE-TDD (SC-FDMA, 1 RB, 15 MHz, 64-QAM)	X	7.84	87.68	25.15	6.02	65.0	± 9.6 %
		Y	4.43	82.52	23.13		65.0	
		Z	8.03	88.04	25.17		65.0	
10240-CAD	LTE-TDD (SC-FDMA, 1 RB, 15 MHz, QPSK)	X	5.12	83.75	26.22	6.02	65.0	± 9.6 %
		Y	3.35	79.78	24.95		65.0	
		Z	5.14	84.16	26.38		65.0	
10241-CAA	LTE-TDD (SC-FDMA, 50% RB, 1.4 MHz, 16-QAM)	X	6.74	78.78	24.52	6.98	65.0	± 9.6 %
		Y	5.69	81.27	25.87		65.0	
		Z	6.76	79.00	24.59		65.0	
10242-CAA	LTE-TDD (SC-FDMA, 50% RB, 1.4 MHz, 64-QAM)	X	6.37	77.64	23.95	6.98	65.0	± 9.6 %
		Y	5.22	79.69	25.18		65.0	
		Z	6.58	78.48	24.29		65.0	
10243-CAA	LTE-TDD (SC-FDMA, 50% RB, 1.4 MHz, QPSK)	X	5.29	74.44	23.43	6.98	65.0	± 9.6 %
		Y	4.45	76.12	24.64		65.0	
		Z	4.96	73.24	22.88		65.0	
10244-CAB	LTE-TDD (SC-FDMA, 50% RB, 3 MHz, 16-QAM)	X	4.30	71.80	16.21	3.98	65.0	± 9.6 %
		Y	1.55	60.92	7.03		65.0	
		Z	4.03	70.91	15.66		65.0	
10245-CAB	LTE-TDD (SC-FDMA, 50% RB, 3 MHz, 64-QAM)	X	4.18	71.11	15.84	3.98	65.0	± 9.6 %
		Y	1.55	60.79	6.91		65.0	
		Z	3.92	70.24	15.30		65.0	
10246-CAB	LTE-TDD (SC-FDMA, 50% RB, 3 MHz, QPSK)	X	3.86	73.77	17.33	3.98	65.0	± 9.6 %
		Y	1.55	63.11	9.15		65.0	
		Z	3.72	73.55	17.17		65.0	
10247-CAD	LTE-TDD (SC-FDMA, 50% RB, 5 MHz, 16-QAM)	X	3.97	70.99	16.82	3.98	65.0	± 9.6 %
		Y	2.28	64.64	10.82		65.0	
		Z	3.84	70.75	16.69		65.0	
10248-CAD	LTE-TDD (SC-FDMA, 50% RB, 5 MHz, 64-QAM)	X	3.96	70.43	16.55	3.98	65.0	± 9.6 %
		Y	2.25	64.13	10.55		65.0	
		Z	3.83	70.16	16.40		65.0	
10249-CAD	LTE-TDD (SC-FDMA, 50% RB, 5 MHz, QPSK)	X	5.06	78.16	20.28	3.98	65.0	± 9.6 %
		Y	3.58	73.72	16.05		65.0	
		Z	5.04	78.50	20.42		65.0	
10250-CAD	LTE-TDD (SC-FDMA, 50% RB, 10 MHz, 16-QAM)	X	4.92	73.99	20.11	3.98	65.0	± 9.6 %
		Y	4.91	76.06	19.61		65.0	
		Z	4.82	73.98	20.18		65.0	
10251-CAD	LTE-TDD (SC-FDMA, 50% RB, 10 MHz, 64-QAM)	X	4.70	71.93	18.79	3.98	65.0	± 9.6 %
		Y	4.06	71.69	17.17		65.0	
		Z	4.58	71.78	18.78		65.0	
10252-CAD	LTE-TDD (SC-FDMA, 50% RB, 10 MHz, QPSK)	X	5.51	78.57	21.66	3.98	65.0	± 9.6 %
		Y	7.63	86.68	23.81		65.0	
		Z	5.47	78.89	21.88		65.0	
10253-CAD	LTE-TDD (SC-FDMA, 50% RB, 15 MHz, 16-QAM)	X	4.88	71.33	18.98	3.98	65.0	± 9.6 %
		Y	4.55	72.63	18.75		65.0	
		Z	4.76	71.16	18.98		65.0	
10254-CAD	LTE-TDD (SC-FDMA, 50% RB, 15 MHz, 64-QAM)	X	5.20	72.27	19.72	3.98	65.0	± 9.6 %
		Y	4.94	73.95	19.64		65.0	
		Z	5.08	72.13	19.74		65.0	

10255-CAD	LTE-TDD (SC-FDMA, 50% RB, 15 MHz, QPSK)	X	5.31	75.57	20.73	3.98	65.0	± 9.6 %
		Y	6.09	81.09	22.63		65.0	
		Z	5.22	75.61	20.85		65.0	
10256-CAA	LTE-TDD (SC-FDMA, 100% RB, 1.4 MHz, 16-QAM)	X	3.08	67.09	12.82	3.98	65.0	± 9.6 %
		Y	1.10	59.01	4.61		65.0	
		Z	2.85	66.14	12.16		65.0	
10257-CAA	LTE-TDD (SC-FDMA, 100% RB, 1.4 MHz, 64-QAM)	X	3.00	66.43	12.39	3.98	65.0	± 9.6 %
		Y	1.10	58.89	4.44		65.0	
		Z	2.79	65.56	11.75		65.0	
10258-CAA	LTE-TDD (SC-FDMA, 100% RB, 1.4 MHz, QPSK)	X	2.70	68.34	13.85	3.98	65.0	± 9.6 %
		Y	1.08	60.00	5.96		65.0	
		Z	2.52	67.66	13.41		65.0	
10259-CAB	LTE-TDD (SC-FDMA, 100% RB, 3 MHz, 16-QAM)	X	4.36	72.23	18.07	3.98	65.0	± 9.6 %
		Y	3.05	68.29	13.76		65.0	
		Z	4.25	72.11	18.03		65.0	
10260-CAB	LTE-TDD (SC-FDMA, 100% RB, 3 MHz, 64-QAM)	X	4.39	71.97	17.95	3.98	65.0	± 9.6 %
		Y	3.03	67.89	13.54		65.0	
		Z	4.27	71.82	17.89		65.0	
10261-CAB	LTE-TDD (SC-FDMA, 100% RB, 3 MHz, QPSK)	X	5.00	77.54	20.53	3.98	65.0	± 9.6 %
		Y	4.86	78.27	18.84		65.0	
		Z	4.96	77.83	20.69		65.0	
10262-CAD	LTE-TDD (SC-FDMA, 100% RB, 5 MHz, 16-QAM)	X	4.91	73.93	20.06	3.98	65.0	± 9.6 %
		Y	4.87	75.90	19.51		65.0	
		Z	4.80	73.90	20.13		65.0	
10263-CAD	LTE-TDD (SC-FDMA, 100% RB, 5 MHz, 64-QAM)	X	4.69	71.90	18.78	3.98	65.0	± 9.6 %
		Y	4.05	71.68	17.17		65.0	
		Z	4.57	71.76	18.77		65.0	
10264-CAD	LTE-TDD (SC-FDMA, 100% RB, 5 MHz, QPSK)	X	5.45	78.36	21.55	3.98	65.0	± 9.6 %
		Y	7.43	86.19	23.60		65.0	
		Z	5.41	78.66	21.76		65.0	
10265-CAD	LTE-TDD (SC-FDMA, 100% RB, 10 MHz, 16-QAM)	X	4.95	71.73	19.22	3.98	65.0	± 9.6 %
		Y	4.69	73.28	19.42		65.0	
		Z	4.83	71.56	19.24		65.0	
10266-CAD	LTE-TDD (SC-FDMA, 100% RB, 10 MHz, 64-QAM)	X	5.30	72.77	20.06	3.98	65.0	± 9.6 %
		Y	5.16	74.89	20.52		65.0	
		Z	5.18	72.63	20.09		65.0	
10267-CAD	LTE-TDD (SC-FDMA, 100% RB, 10 MHz, QPSK)	X	5.56	76.21	20.81	3.98	65.0	± 9.6 %
		Y	6.50	82.16	23.14		65.0	
		Z	5.46	76.27	20.95		65.0	
10268-CAD	LTE-TDD (SC-FDMA, 100% RB, 15 MHz, 16-QAM)	X	5.60	71.84	19.73	3.98	65.0	± 9.6 %
		Y	5.34	73.47	20.38		65.0	
		Z	5.47	71.64	19.74		65.0	
10269-CAD	LTE-TDD (SC-FDMA, 100% RB, 15 MHz, 64-QAM)	X	5.61	71.49	19.61	3.98	65.0	± 9.6 %
		Y	5.38	73.21	20.25		65.0	
		Z	5.48	71.28	19.61		65.0	
10270-CAD	LTE-TDD (SC-FDMA, 100% RB, 15 MHz, QPSK)	X	5.61	73.88	19.99	3.98	65.0	± 9.6 %
		Y	5.96	77.92	21.88		65.0	
		Z	5.49	73.78	20.05		65.0	

10274-CAB	UMTS-FDD (HSUPA, Subtest 5, 3GPP Rel8.10)	X	2.40	65.75	14.40	0.00	150.0	± 9.6 %
		Y	2.28	68.52	14.52		150.0	
		Z	2.41	66.07	14.63		150.0	
10275-CAB	UMTS-FDD (HSUPA, Subtest 5, 3GPP Rel8.4)	X	1.37	65.89	14.00	0.00	150.0	± 9.6 %
		Y	2.24	77.18	18.60		150.0	
		Z	1.41	66.69	14.48		150.0	
10277-CAA	PHS (QPSK)	X	1.83	60.56	6.14	9.03	50.0	± 9.6 %
		Y	1.18	58.25	3.31		50.0	
		Z	1.78	60.31	5.89		50.0	
10278-CAA	PHS (QPSK, BW 884MHz, Rolloff 0.5)	X	3.52	68.49	13.06	9.03	50.0	± 9.6 %
		Y	1.90	61.19	6.81		50.0	
		Z	3.28	67.42	12.39		50.0	
10279-CAA	PHS (QPSK, BW 884MHz, Rolloff 0.38)	X	3.63	68.79	13.26	9.03	50.0	± 9.6 %
		Y	1.93	61.26	6.89		50.0	
		Z	3.38	67.71	12.59		50.0	
10290-AAB	CDMA2000, RC1, SO55, Full Rate	X	0.93	64.00	10.40	0.00	150.0	± 9.6 %
		Y	0.33	60.00	4.23		150.0	
		Z	0.92	64.13	10.27		150.0	
10291-AAB	CDMA2000, RC3, SO55, Full Rate	X	0.56	62.08	9.05	0.00	150.0	± 9.6 %
		Y	0.25	60.00	3.73		150.0	
		Z	0.54	62.09	8.81		150.0	
10292-AAB	CDMA2000, RC3, SO32, Full Rate	X	0.64	64.04	10.45	0.00	150.0	± 9.6 %
		Y	0.23	60.00	3.99		150.0	
		Z	0.63	64.48	10.42		150.0	
10293-AAB	CDMA2000, RC3, SO3, Full Rate	X	0.84	67.30	12.52	0.00	150.0	± 9.6 %
		Y	0.24	60.00	4.44		150.0	
		Z	0.95	69.16	13.11		150.0	
10295-AAB	CDMA2000, RC1, SO3, 1/8th Rate 25 fr.	X	11.34	87.79	23.91	9.03	50.0	± 9.6 %
		Y	100.00	106.64	24.70		50.0	
		Z	13.04	89.56	24.26		50.0	
10297-AAC	LTE-FDD (SC-FDMA, 50% RB, 20 MHz, QPSK)	X	2.43	68.04	15.58	0.00	150.0	± 9.6 %
		Y	2.68	73.41	18.60		150.0	
		Z	2.48	68.65	15.99		150.0	
10298-AAC	LTE-FDD (SC-FDMA, 50% RB, 3 MHz, QPSK)	X	1.13	64.13	11.23	0.00	150.0	± 9.6 %
		Y	0.47	60.00	5.40		150.0	
		Z	1.12	64.36	11.24		150.0	
10299-AAC	LTE-FDD (SC-FDMA, 50% RB, 3 MHz, 16-QAM)	X	1.79	65.44	11.45	0.00	150.0	± 9.6 %
		Y	0.62	60.00	4.41		150.0	
		Z	1.72	64.98	11.00		150.0	
10300-AAC	LTE-FDD (SC-FDMA, 50% RB, 3 MHz, 64-QAM)	X	1.44	62.46	9.17	0.00	150.0	± 9.6 %
		Y	0.61	60.00	3.80		150.0	
		Z	1.39	62.14	8.79		150.0	
10301-AAA	IEEE 802.16e WIMAX (29:18, 5ms, 10MHz, QPSK, PUSC)	X	4.49	65.00	16.96	4.17	50.0	± 9.6 %
		Y	4.09	66.69	17.12		50.0	
		Z	4.52	65.33	17.21		50.0	
10302-AAA	IEEE 802.16e WIMAX (29:18, 5ms, 10MHz, QPSK, PUSC, 3 CTRL symbols)	X	4.99	65.68	17.71	4.96	50.0	± 9.6 %
		Y	4.49	66.84	17.65		50.0	
		Z	4.97	65.74	17.79		50.0	

10303-AAA	IEEE 802.16e WiMAX (31:15, 5ms, 10MHz, 64QAM, PUSC)	X	4.74	65.30	17.51	4.96	50.0	± 9.6 %
		Y	4.42	67.46	17.88		50.0	
		Z	4.72	65.36	17.59		50.0	
10304-AAA	IEEE 802.16e WiMAX (29:18, 5ms, 10MHz, 64QAM, PUSC)	X	4.55	65.18	17.01	4.17	50.0	± 9.6 %
		Y	4.17	66.84	17.11		50.0	
		Z	4.53	65.26	17.11		50.0	
10305-AAA	IEEE 802.16e WiMAX (31:15, 10ms, 10MHz, 64QAM, PUSC, 15 symbols)	X	4.22	67.24	18.89	6.02	35.0	± 9.6 %
		Y	3.80	67.97	17.01		35.0	
		Z	4.24	67.52	19.03		35.0	
10306-AAA	IEEE 802.16e WiMAX (29:18, 10ms, 10MHz, 64QAM, PUSC, 18 symbols)	X	4.53	66.32	18.64	6.02	35.0	± 9.6 %
		Y	4.12	67.69	17.81		35.0	
		Z	4.53	66.50	18.76		35.0	
10307-AAA	IEEE 802.16e WiMAX (29:18, 10ms, 10MHz, QPSK, PUSC, 18 symbols)	X	4.42	66.39	18.56	6.02	35.0	± 9.6 %
		Y	4.01	67.62	17.64		35.0	
		Z	4.42	66.59	18.68		35.0	
10308-AAA	IEEE 802.16e WiMAX (29:18, 10ms, 10MHz, 16QAM, PUSC)	X	4.40	66.60	18.70	6.02	35.0	± 9.6 %
		Y	4.05	68.08	17.93		35.0	
		Z	4.40	66.81	18.83		35.0	
10309-AAA	IEEE 802.16e WiMAX (29:18, 10ms, 10MHz, 16QAM, AMC 2x3, 18 symbols)	X	4.57	66.46	18.76	6.02	35.0	± 9.6 %
		Y	4.15	67.86	18.00		35.0	
		Z	4.57	66.64	18.88		35.0	
10310-AAA	IEEE 802.16e WiMAX (29:18, 10ms, 10MHz, QPSK, AMC 2x3, 18 symbols)	X	4.48	66.38	18.62	6.02	35.0	± 9.6 %
		Y	4.11	67.92	17.93		35.0	
		Z	4.48	66.57	18.74		35.0	
10311-AAC	LTE-FDD (SC-FDMA, 100% RB, 15 MHz, QPSK)	X	2.77	67.40	15.33	0.00	150.0	± 9.6 %
		Y	2.94	71.44	17.85		150.0	
		Z	2.83	67.92	15.69		150.0	
10313-AAA	iDEN 1:3	X	2.63	70.72	15.17	6.99	70.0	± 9.6 %
		Y	4.78	79.70	18.53		70.0	
		Z	2.45	70.15	14.87		70.0	
10314-AAA	iDEN 1:6	X	4.23	78.95	21.28	10.00	30.0	± 9.6 %
		Y	21.13	105.84	29.54		30.0	
		Z	4.50	79.98	21.54		30.0	
10315-AAB	IEEE 802.11b WiFi 2.4 GHz (DSSS, 1 Mbps, 96pc duty cycle)	X	0.98	62.52	14.02	0.17	150.0	± 9.6 %
		Y	1.09	67.04	17.16		150.0	
		Z	0.97	62.89	14.44		150.0	
10316-AAB	IEEE 802.11g WiFi 2.4 GHz (ERP-OFDM, 6 Mbps, 96pc duty cycle)	X	4.40	66.34	15.98	0.17	150.0	± 9.6 %
		Y	4.07	67.64	16.55		150.0	
		Z	4.39	66.42	16.11		150.0	
10317-AAC	IEEE 802.11a WiFi 5 GHz (OFDM, 6 Mbps, 96pc duty cycle)	X	4.40	66.34	15.98	0.17	150.0	± 9.6 %
		Y	4.07	67.64	16.55		150.0	
		Z	4.39	66.42	16.11		150.0	
10400-AAD	IEEE 802.11ac WiFi (20MHz, 64-QAM, 99pc duty cycle)	X	4.48	66.62	15.95	0.00	150.0	± 9.6 %
		Y	4.04	67.65	16.49		150.0	
		Z	4.47	66.71	16.10		150.0	
10401-AAD	IEEE 802.11ac WiFi (40MHz, 64-QAM, 99pc duty cycle)	X	5.21	66.82	16.17	0.00	150.0	± 9.6 %
		Y	4.85	67.54	16.72		150.0	
		Z	5.22	66.92	16.32		150.0	

10402-AAD	IEEE 802.11ac WiFi (80MHz, 64-QAM, 99pc duty cycle)	X	5.47	67.11	16.20	0.00	150.0	± 9.6 %
		Y	5.17	67.73	16.77		150.0	
		Z	5.47	67.15	16.32		150.0	
10403-AAB	CDMA2000 (1xEV-DO, Rev. 0)	X	0.93	64.00	10.40	0.00	115.0	± 9.6 %
		Y	0.33	60.00	4.23		115.0	
		Z	0.92	64.13	10.27		115.0	
10404-AAB	CDMA2000 (1xEV-DO, Rev. A)	X	0.93	64.00	10.40	0.00	115.0	± 9.6 %
		Y	0.33	60.00	4.23		115.0	
		Z	0.92	64.13	10.27		115.0	
10406-AAB	CDMA2000, RC3, SO32, SCH0, Full Rate	X	16.67	98.68	24.47	0.00	100.0	± 9.6 %
		Y	7.21	81.11	14.31		100.0	
		Z	37.53	107.95	26.47		100.0	
10410-AAD	LTE-TDD (SC-FDMA, 1 RB, 10 MHz, QPSK, UL Subframe=2,3,4,7,8,9, Subframe Conf=4)	X	24.48	107.00	27.24	3.23	80.0	± 9.6 %
		Y	15.52	100.17	23.54		80.0	
		Z	35.49	111.31	27.96		80.0	
10415-AAA	IEEE 802.11b WiFi 2.4 GHz (DSSS, 1 Mbps, 99pc duty cycle)	X	0.93	61.94	13.54	0.00	150.0	± 9.6 %
		Y	1.01	66.17	16.61		150.0	
		Z	0.92	62.29	13.95		150.0	
10416-AAA	IEEE 802.11g WiFi 2.4 GHz (ERP-OFDM, 6 Mbps, 99pc duty cycle)	X	4.35	66.34	15.91	0.00	150.0	± 9.6 %
		Y	4.05	67.74	16.57		150.0	
		Z	4.35	66.43	16.05		150.0	
10417-AAB	IEEE 802.11a/h WiFi 5 GHz (OFDM, 6 Mbps, 99pc duty cycle)	X	4.35	66.34	15.91	0.00	150.0	± 9.6 %
		Y	4.05	67.74	16.57		150.0	
		Z	4.35	66.43	16.05		150.0	
10418-AAA	IEEE 802.11g WiFi 2.4 GHz (DSSS-OFDM, 6 Mbps, 99pc duty cycle, Long preamble)	X	4.34	66.51	15.94	0.00	150.0	± 9.6 %
		Y	4.03	68.00	16.69		150.0	
		Z	4.34	66.61	16.09		150.0	
10419-AAA	IEEE 802.11g WiFi 2.4 GHz (DSSS-OFDM, 6 Mbps, 99pc duty cycle, Short preamble)	X	4.36	66.46	15.94	0.00	150.0	± 9.6 %
		Y	4.05	67.90	16.64		150.0	
		Z	4.36	66.55	16.08		150.0	
10422-AAB	IEEE 802.11n (HT Greenfield, 7.2 Mbps, BPSK)	X	4.47	66.46	15.96	0.00	150.0	± 9.6 %
		Y	4.14	67.79	16.63		150.0	
		Z	4.47	66.54	16.10		150.0	
10423-AAB	IEEE 802.11n (HT Greenfield, 43.3 Mbps, 16-QAM)	X	4.61	66.73	16.06	0.00	150.0	± 9.6 %
		Y	4.22	68.01	16.69		150.0	
		Z	4.61	66.82	16.20		150.0	
10424-AAB	IEEE 802.11n (HT Greenfield, 72.2 Mbps, 64-QAM)	X	4.54	66.68	16.03	0.00	150.0	± 9.6 %
		Y	4.16	67.92	16.66		150.0	
		Z	4.53	66.77	16.18		150.0	
10425-AAB	IEEE 802.11n (HT Greenfield, 15 Mbps, BPSK)	X	5.17	66.99	16.27	0.00	150.0	± 9.6 %
		Y	4.80	67.69	16.83		150.0	
		Z	5.17	67.08	16.41		150.0	
10426-AAB	IEEE 802.11n (HT Greenfield, 90 Mbps, 16-QAM)	X	5.19	67.07	16.30	0.00	150.0	± 9.6 %
		Y	4.84	67.85	16.90		150.0	
		Z	5.20	67.19	16.47		150.0	



10427-AAB	IEEE 802.11n (HT Greenfield, 150 Mbps, 64-QAM)	X	5.17	66.95	16.24	0.00	150.0	± 9.6 %
		Y	4.81	67.67	16.81		150.0	
		Z	5.17	67.02	16.38		150.0	
10430-AAB	LTE-FDD (OFDMA, 5 MHz, E-TM 3.1)	X	4.04	70.70	17.69	0.00	150.0	± 9.6 %
		Y	5.18	78.06	19.24		150.0	
		Z	4.12	71.34	18.06		150.0	
10431-AAB	LTE-FDD (OFDMA, 10 MHz, E-TM 3.1)	X	3.97	66.79	15.75	0.00	150.0	± 9.6 %
		Y	3.59	68.58	16.14		150.0	
		Z	3.97	66.94	15.91		150.0	
10432-AAB	LTE-FDD (OFDMA, 15 MHz, E-TM 3.1)	X	4.30	66.71	15.93	0.00	150.0	± 9.6 %
		Y	3.93	68.25	16.56		150.0	
		Z	4.29	66.83	16.08		150.0	
10433-AAB	LTE-FDD (OFDMA, 20 MHz, E-TM 3.1)	X	4.56	66.71	16.05	0.00	150.0	± 9.6 %
		Y	4.18	67.98	16.70		150.0	
		Z	4.55	66.80	16.19		150.0	
10434-AAA	W-CDMA (BS Test Model 1, 64 DPCH)	X	4.08	71.35	17.45	0.00	150.0	± 9.6 %
		Y	4.19	74.65	16.76		150.0	
		Z	4.19	72.07	17.82		150.0	
10435-AAC	LTE-TDD (SC-FDMA, 1 RB, 20 MHz, QPSK, UL Subframe=2,3,4,7,8,9)	X	22.01	105.36	26.76	3.23	80.0	± 9.6 %
		Y	12.26	97.11	22.67		80.0	
		Z	30.46	109.05	27.35		80.0	
10447-AAB	LTE-FDD (OFDMA, 5 MHz, E-TM 3.1, Clipping 44%)	X	3.20	66.45	14.65	0.00	150.0	± 9.6 %
		Y	2.49	66.31	12.90		150.0	
		Z	3.20	66.65	14.79		150.0	
10448-AAB	LTE-FDD (OFDMA, 10 MHz, E-TM 3.1, Clipping 44%)	X	3.83	66.57	15.61	0.00	150.0	± 9.6 %
		Y	3.50	68.44	16.07		150.0	
		Z	3.83	66.72	15.77		150.0	
10449-AAB	LTE-FDD (OFDMA, 15 MHz, E-TM 3.1, Clipping 44%)	X	4.13	66.53	15.82	0.00	150.0	± 9.6 %
		Y	3.82	68.12	16.50		150.0	
		Z	4.12	66.65	15.98		150.0	
10450-AAB	LTE-FDD (OFDMA, 20 MHz, E-TM 3.1, Clipping 44%)	X	4.34	66.47	15.89	0.00	150.0	± 9.6 %
		Y	4.03	67.78	16.58		150.0	
		Z	4.33	66.57	16.04		150.0	
10451-AAA	W-CDMA (BS Test Model 1, 64 DPCH, Clipping 44%)	X	3.02	66.30	14.00	0.00	150.0	± 9.6 %
		Y	1.96	63.95	10.66		150.0	
		Z	3.02	66.48	14.10		150.0	
10456-AAB	IEEE 802.11ac WiFi (160MHz, 64-QAM, 99pc duty cycle)	X	6.11	67.70	16.53	0.00	150.0	± 9.6 %
		Y	6.19	69.21	17.55		150.0	
		Z	6.14	67.81	16.68		150.0	
10457-AAA	UMTS-FDD (DC-HSDPA)	X	3.68	65.04	15.61	0.00	150.0	± 9.6 %
		Y	3.54	66.84	16.42		150.0	
		Z	3.67	65.12	15.76		150.0	
10458-AAA	CDMA2000 (1xEV-DO, Rev. B, 2 carriers)	X	3.62	70.05	16.39	0.00	150.0	± 9.6 %
		Y	1.73	62.72	9.51		150.0	
		Z	3.68	70.56	16.64		150.0	
10459-AAA	CDMA2000 (1xEV-DO, Rev. B, 3 carriers)	X	4.87	68.53	17.80	0.00	150.0	± 9.6 %
		Y	3.66	66.63	14.39		150.0	
		Z	4.93	68.95	18.05		150.0	

10460-AAA	UMTS-FDD (WCDMA, AMR)	X	0.72	64.98	13.65	0.00	150.0	± 9.6 %
		Y	8.89	109.57	29.93		150.0	
		Z	0.75	66.41	14.51		150.0	
10461-AAA	LTE-TDD (SC-FDMA, 1 RB, 1.4 MHz, QPSK, UL Subframe=2,3,4,7,8,9)	X	13.94	101.67	26.79	3.29	80.0	± 9.6 %
		Y	100.00	127.12	30.86		80.0	
		Z	40.31	115.94	29.98		80.0	
10462-AAA	LTE-TDD (SC-FDMA, 1 RB, 1.4 MHz, 16-QAM, UL Subframe=2,3,4,7,8,9)	X	1.11	63.17	10.06	3.23	80.0	± 9.6 %
		Y	0.26	55.58	3.51		80.0	
		Z	0.94	61.56	9.02		80.0	
10463-AAA	LTE-TDD (SC-FDMA, 1 RB, 1.4 MHz, 64-QAM, UL Subframe=2,3,4,7,8,9)	X	0.81	60.00	7.90	3.23	80.0	± 9.6 %
		Y	1.89	63.59	6.01		80.0	
		Z	0.81	60.00	7.64		80.0	
10464-AAA	LTE-TDD (SC-FDMA, 1 RB, 3 MHz, QPSK, UL Subframe=2,3,4,7,8,9)	X	10.27	95.95	24.48	3.23	80.0	± 9.6 %
		Y	10.37	95.51	22.29		80.0	
		Z	21.85	105.27	26.52		80.0	
10465-AAA	LTE-TDD (SC-FDMA, 1 RB, 3 MHz, 16-QAM, UL Subframe=2,3,4,7,8,9)	X	1.01	62.26	9.56	3.23	80.0	± 9.6 %
		Y	0.26	55.51	3.41		80.0	
		Z	0.88	60.92	8.64		80.0	
10466-AAA	LTE-TDD (SC-FDMA, 1 RB, 3 MHz, 64-QAM, UL Subframe=2,3,4,7,8,9)	X	0.81	60.00	7.85	3.23	80.0	± 9.6 %
		Y	2.94	64.67	6.15		80.0	
		Z	0.81	60.00	7.59		80.0	
10467-AAC	LTE-TDD (SC-FDMA, 1 RB, 5 MHz, QPSK, UL Subframe=2,3,4,7,8,9)	X	12.26	98.51	25.22	3.23	80.0	± 9.6 %
		Y	17.71	102.01	24.01		80.0	
		Z	30.02	109.65	27.64		80.0	
10468-AAC	LTE-TDD (SC-FDMA, 1 RB, 5 MHz, 16-QAM, UL Subframe=2,3,4,7,8,9)	X	1.04	62.52	9.70	3.23	80.0	± 9.6 %
		Y	0.26	55.56	3.48		80.0	
		Z	0.90	61.11	8.75		80.0	
10469-AAC	LTE-TDD (SC-FDMA, 1 RB, 5 MHz, 64-QAM, UL Subframe=2,3,4,7,8,9)	X	0.81	60.00	7.85	3.23	80.0	± 9.6 %
		Y	0.90	60.91	5.15		80.0	
		Z	0.81	60.00	7.59		80.0	
10470-AAC	LTE-TDD (SC-FDMA, 1 RB, 10 MHz, QPSK, UL Subframe=2,3,4,7,8,9)	X	12.39	98.68	25.27	3.23	80.0	± 9.6 %
		Y	18.66	102.62	24.14		80.0	
		Z	30.74	109.98	27.71		80.0	
10471-AAC	LTE-TDD (SC-FDMA, 1 RB, 10 MHz, 16-QAM, UL Subframe=2,3,4,7,8,9)	X	1.03	62.46	9.66	3.23	80.0	± 9.6 %
		Y	0.26	55.54	3.46		80.0	
		Z	0.89	61.06	8.72		80.0	
10472-AAC	LTE-TDD (SC-FDMA, 1 RB, 10 MHz, 64-QAM, UL Subframe=2,3,4,7,8,9)	X	0.81	60.00	7.83	3.23	80.0	± 9.6 %
		Y	1.83	63.55	6.01		80.0	
		Z	0.81	60.00	7.57		80.0	
10473-AAC	LTE-TDD (SC-FDMA, 1 RB, 15 MHz, QPSK, UL Subframe=2,3,4,7,8,9)	X	12.30	98.56	25.23	3.23	80.0	± 9.6 %
		Y	17.97	102.17	24.03		80.0	
		Z	30.28	109.75	27.65		80.0	
10474-AAC	LTE-TDD (SC-FDMA, 1 RB, 15 MHz, 16-QAM, UL Subframe=2,3,4,7,8,9)	X	1.02	62.43	9.65	3.23	80.0	± 9.6 %
		Y	0.26	55.54	3.45		80.0	
		Z	0.89	61.04	8.70		80.0	
10475-AAC	LTE-TDD (SC-FDMA, 1 RB, 15 MHz, 64-QAM, UL Subframe=2,3,4,7,8,9)	X	0.81	60.00	7.83	3.23	80.0	± 9.6 %
		Y	3.14	65.15	6.35		80.0	
		Z	0.81	60.00	7.57		80.0	

10477-AAC	LTE-TDD (SC-FDMA, 1 RB, 20 MHz, 16-QAM, UL Subframe=2,3,4,7,8,9)	X	1.00	62.22	9.52	3.23	80.0	± 9.6 %
		Y	0.26	55.50	3.40		80.0	
		Z	0.88	60.88	8.60		80.0	
10478-AAC	LTE-TDD (SC-FDMA, 1 RB, 20 MHz, 64-QAM, UL Subframe=2,3,4,7,8,9)	X	0.81	60.00	7.82	3.23	80.0	± 9.6 %
		Y	3.81	65.69	6.44		80.0	
		Z	0.81	60.00	7.56		80.0	
10479-AAA	LTE-TDD (SC-FDMA, 50% RB, 1.4 MHz, QPSK, UL Subframe=2,3,4,7,8,9)	X	6.59	85.50	22.56	3.23	80.0	± 9.6 %
		Y	100.00	124.45	30.64		80.0	
		Z	8.59	89.42	23.62		80.0	
10480-AAA	LTE-TDD (SC-FDMA, 50% RB, 1.4 MHz, 16-QAM, UL Subframe=2,3,4,7,8,9)	X	4.79	76.18	17.27	3.23	80.0	± 9.6 %
		Y	0.79	60.53	7.96		80.0	
		Z	4.72	75.80	16.90		80.0	
10481-AAA	LTE-TDD (SC-FDMA, 50% RB, 1.4 MHz, 64-QAM, UL Subframe=2,3,4,7,8,9)	X	3.50	71.72	15.20	3.23	80.0	± 9.6 %
		Y	0.75	60.00	7.10		80.0	
		Z	3.26	70.74	14.59		80.0	
10482-AAA	LTE-TDD (SC-FDMA, 50% RB, 3 MHz, QPSK, UL Subframe=2,3,4,7,8,9)	X	1.78	66.01	13.40	2.23	80.0	± 9.6 %
		Y	0.80	60.00	6.87		80.0	
		Z	1.80	66.49	13.54		80.0	
10483-AAA	LTE-TDD (SC-FDMA, 50% RB, 3 MHz, 16-QAM, UL Subframe=2,3,4,7,8,9)	X	2.59	67.30	13.51	2.23	80.0	± 9.6 %
		Y	1.09	60.00	5.52		80.0	
		Z	2.37	66.27	12.85		80.0	
10484-AAA	LTE-TDD (SC-FDMA, 50% RB, 3 MHz, 64-QAM, UL Subframe=2,3,4,7,8,9)	X	2.46	66.44	13.12	2.23	80.0	± 9.6 %
		Y	1.12	60.00	5.52		80.0	
		Z	2.26	65.46	12.48		80.0	
10485-AAC	LTE-TDD (SC-FDMA, 50% RB, 5 MHz, QPSK, UL Subframe=2,3,4,7,8,9)	X	2.31	69.06	16.01	2.23	80.0	± 9.6 %
		Y	2.52	71.75	14.63		80.0	
		Z	2.43	70.26	16.55		80.0	
10486-AAC	LTE-TDD (SC-FDMA, 50% RB, 5 MHz, 16-QAM, UL Subframe=2,3,4,7,8,9)	X	2.35	65.93	13.92	2.23	80.0	± 9.6 %
		Y	1.10	60.00	7.99		80.0	
		Z	2.35	66.25	14.03		80.0	
10487-AAC	LTE-TDD (SC-FDMA, 50% RB, 5 MHz, 64-QAM, UL Subframe=2,3,4,7,8,9)	X	2.36	65.64	13.75	2.23	80.0	± 9.6 %
		Y	1.13	60.00	7.94		80.0	
		Z	2.36	65.89	13.84		80.0	
10488-AAC	LTE-TDD (SC-FDMA, 50% RB, 10 MHz, QPSK, UL Subframe=2,3,4,7,8,9)	X	2.76	69.44	17.18	2.23	80.0	± 9.6 %
		Y	4.34	80.02	20.91		80.0	
		Z	2.84	70.33	17.68		80.0	
10489-AAC	LTE-TDD (SC-FDMA, 50% RB, 10 MHz, 16-QAM, UL Subframe=2,3,4,7,8,9)	X	2.91	67.08	16.06	2.23	80.0	± 9.6 %
		Y	3.28	71.79	16.98		80.0	
		Z	2.93	67.51	16.34		80.0	
10490-AAC	LTE-TDD (SC-FDMA, 50% RB, 10 MHz, 64-QAM, UL Subframe=2,3,4,7,8,9)	X	3.00	67.01	16.04	2.23	80.0	± 9.6 %
		Y	3.19	70.91	16.56		80.0	
		Z	3.01	67.40	16.29		80.0	
10491-AAC	LTE-TDD (SC-FDMA, 50% RB, 15 MHz, QPSK, UL Subframe=2,3,4,7,8,9)	X	3.11	68.64	17.05	2.23	80.0	± 9.6 %
		Y	3.62	74.69	19.64		80.0	
		Z	3.15	69.19	17.41		80.0	
10492-AAC	LTE-TDD (SC-FDMA, 50% RB, 15 MHz, 16-QAM, UL Subframe=2,3,4,7,8,9)	X	3.31	66.73	16.33	2.23	80.0	± 9.6 %
		Y	3.42	70.36	17.49		80.0	
		Z	3.30	66.98	16.55		80.0	

10493-AAC	LTE-TDD (SC-FDMA, 50% RB, 15 MHz, 64-QAM, UL Subframe=2,3,4,7,8,9)	X	3.37	66.65	16.30	2.23	80.0	± 9.6 %
		Y	3.42	69.99	17.28		80.0	
		Z	3.37	66.89	16.51		80.0	
10494-AAC	LTE-TDD (SC-FDMA, 50% RB, 20 MHz, QPSK, UL Subframe=2,3,4,7,8,9)	X	3.29	69.76	17.41	2.23	80.0	± 9.6 %
		Y	3.96	76.26	20.40		80.0	
		Z	3.36	70.43	17.82		80.0	
10495-AAC	LTE-TDD (SC-FDMA, 50% RB, 20 MHz, 16-QAM, UL Subframe=2,3,4,7,8,9)	X	3.32	66.99	16.51	2.23	80.0	± 9.6 %
		Y	3.45	70.58	17.96		80.0	
		Z	3.32	67.26	16.75		80.0	
10496-AAC	LTE-TDD (SC-FDMA, 50% RB, 20 MHz, 64-QAM, UL Subframe=2,3,4,7,8,9)	X	3.41	66.83	16.48	2.23	80.0	± 9.6 %
		Y	3.49	70.20	17.79		80.0	
		Z	3.41	67.07	16.70		80.0	
10497-AAA	LTE-TDD (SC-FDMA, 100% RB, 1.4 MHz, QPSK, UL Subframe=2,3,4,7,8,9)	X	1.18	61.39	9.87	2.23	80.0	± 9.6 %
		Y	0.42	53.98	1.19		80.0	
		Z	1.11	61.01	9.51		80.0	
10498-AAA	LTE-TDD (SC-FDMA, 100% RB, 1.4 MHz, 16-QAM, UL Subframe=2,3,4,7,8,9)	X	1.22	60.00	7.98	2.23	80.0	± 9.6 %
		Y	99.99	258.49	1.69		80.0	
		Z	1.20	60.00	7.80		80.0	
10499-AAA	LTE-TDD (SC-FDMA, 100% RB, 1.4 MHz, 64-QAM, UL Subframe=2,3,4,7,8,9)	X	1.24	60.00	7.83	2.23	80.0	± 9.6 %
		Y	99.95	273.67	5.17		80.0	
		Z	1.21	60.00	7.64		80.0	
10500-AAA	LTE-TDD (SC-FDMA, 100% RB, 3 MHz, QPSK, UL Subframe=2,3,4,7,8,9)	X	2.48	69.15	16.47	2.23	80.0	± 9.6 %
		Y	4.15	78.35	18.23		80.0	
		Z	2.59	70.22	16.99		80.0	
10501-AAA	LTE-TDD (SC-FDMA, 100% RB, 3 MHz, 16-QAM, UL Subframe=2,3,4,7,8,9)	X	2.62	66.65	14.86	2.23	80.0	± 9.6 %
		Y	1.65	63.40	10.90		80.0	
		Z	2.64	67.08	15.07		80.0	
10502-AAA	LTE-TDD (SC-FDMA, 100% RB, 3 MHz, 64-QAM, UL Subframe=2,3,4,7,8,9)	X	2.66	66.53	14.74	2.23	80.0	± 9.6 %
		Y	1.59	62.74	10.46		80.0	
		Z	2.68	66.92	14.92		80.0	
10503-AAC	LTE-TDD (SC-FDMA, 100% RB, 5 MHz, QPSK, UL Subframe=2,3,4,7,8,9)	X	2.73	69.26	17.09	2.23	80.0	± 9.6 %
		Y	4.21	79.52	20.70		80.0	
		Z	2.81	70.13	17.57		80.0	
10504-AAC	LTE-TDD (SC-FDMA, 100% RB, 5 MHz, 16-QAM, UL Subframe=2,3,4,7,8,9)	X	2.89	66.99	16.00	2.23	80.0	± 9.6 %
		Y	3.22	71.53	16.84		80.0	
		Z	2.91	67.41	16.27		80.0	
10505-AAC	LTE-TDD (SC-FDMA, 100% RB, 5 MHz, 64-QAM, UL Subframe=2,3,4,7,8,9)	X	2.98	66.92	15.98	2.23	80.0	± 9.6 %
		Y	3.15	70.69	16.45		80.0	
		Z	3.00	67.30	16.23		80.0	
10506-AAC	LTE-TDD (SC-FDMA, 100% RB, 10 MHz, QPSK, UL Subframe=2,3,4,7,8,9)	X	3.27	69.63	17.34	2.23	80.0	± 9.6 %
		Y	3.91	76.02	20.28		80.0	
		Z	3.33	70.28	17.74		80.0	
10507-AAC	LTE-TDD (SC-FDMA, 100% RB, 10 MHz, 16-QAM, UL Subframe=2,3,4,7,8,9)	X	3.31	66.93	16.47	2.23	80.0	± 9.6 %
		Y	3.43	70.48	17.90		80.0	
		Z	3.31	67.19	16.70		80.0	

10508-AAC	LTE-TDD (SC-FDMA, 100% RB, 10 MHz, 64-QAM, UL Subframe=2,3,4,7,8,9)	X	3.40	66.77	16.43	2.23	80.0	± 9.6 %
		Y	3.47	70.07	17.72		80.0	
		Z	3.40	67.00	16.65		80.0	
10509-AAC	LTE-TDD (SC-FDMA, 100% RB, 15 MHz, QPSK, UL Subframe=2,3,4,7,8,9)	X	3.71	68.99	17.10	2.23	80.0	± 9.6 %
		Y	3.93	72.91	19.23		80.0	
		Z	3.74	69.39	17.40		80.0	
10510-AAC	LTE-TDD (SC-FDMA, 100% RB, 15 MHz, 16-QAM, UL Subframe=2,3,4,7,8,9)	X	3.81	66.87	16.61	2.23	80.0	± 9.6 %
		Y	3.70	69.03	17.73		80.0	
		Z	3.80	67.02	16.79		80.0	
10511-AAC	LTE-TDD (SC-FDMA, 100% RB, 15 MHz, 64-QAM, UL Subframe=2,3,4,7,8,9)	X	3.88	66.72	16.58	2.23	80.0	± 9.6 %
		Y	3.77	68.83	17.64		80.0	
		Z	3.87	66.85	16.75		80.0	
10512-AAC	LTE-TDD (SC-FDMA, 100% RB, 20 MHz, QPSK, UL Subframe=2,3,4,7,8,9)	X	3.76	70.05	17.41	2.23	80.0	± 9.6 %
		Y	4.13	74.35	19.72		80.0	
		Z	3.82	70.57	17.75		80.0	
10513-AAC	LTE-TDD (SC-FDMA, 100% RB, 20 MHz, 16-QAM, UL Subframe=2,3,4,7,8,9)	X	3.69	66.99	16.66	2.23	80.0	± 9.6 %
		Y	3.62	69.07	17.83		80.0	
		Z	3.68	67.16	16.86		80.0	
10514-AAC	LTE-TDD (SC-FDMA, 100% RB, 20 MHz, 64-QAM, UL Subframe=2,3,4,7,8,9)	X	3.74	66.70	16.58	2.23	80.0	± 9.6 %
		Y	3.66	68.68	17.67		80.0	
		Z	3.72	66.84	16.77		80.0	
10515-AAA	IEEE 802.11b WiFi 2.4 GHz (DSSS, 2 Mbps, 99pc duty cycle)	X	0.89	62.04	13.53	0.00	150.0	± 9.6 %
		Y	0.99	66.72	16.88		150.0	
		Z	0.88	62.43	13.97		150.0	
10516-AAA	IEEE 802.11b WiFi 2.4 GHz (DSSS, 5.5 Mbps, 99pc duty cycle)	X	0.42	65.22	13.44	0.00	150.0	± 9.6 %
		Y	100.00	170.44	46.50		150.0	
		Z	0.47	67.93	14.90		150.0	
10517-AAA	IEEE 802.11b WiFi 2.4 GHz (DSSS, 11 Mbps, 99pc duty cycle)	X	0.71	63.10	13.56	0.00	150.0	± 9.6 %
		Y	0.99	72.70	19.61		150.0	
		Z	0.71	63.90	14.21		150.0	
10518-AAB	IEEE 802.11a/h WiFi 5 GHz (OFDM, 9 Mbps, 99pc duty cycle)	X	4.34	66.42	15.89	0.00	150.0	± 9.6 %
		Y	4.04	67.95	16.62		150.0	
		Z	4.34	66.52	16.03		150.0	
10519-AAB	IEEE 802.11a/h WiFi 5 GHz (OFDM, 12 Mbps, 99pc duty cycle)	X	4.50	66.62	16.00	0.00	150.0	± 9.6 %
		Y	4.14	68.05	16.67		150.0	
		Z	4.49	66.71	16.14		150.0	
10520-AAB	IEEE 802.11a/h WiFi 5 GHz (OFDM, 18 Mbps, 99pc duty cycle)	X	4.35	66.54	15.90	0.00	150.0	± 9.6 %
		Y	4.01	67.95	16.60		150.0	
		Z	4.35	66.64	16.05		150.0	
10521-AAB	IEEE 802.11a/h WiFi 5 GHz (OFDM, 24 Mbps, 99pc duty cycle)	X	4.29	66.51	15.88	0.00	150.0	± 9.6 %
		Y	3.94	67.81	16.52		150.0	
		Z	4.28	66.61	16.02		150.0	
10522-AAB	IEEE 802.11a/h WiFi 5 GHz (OFDM, 36 Mbps, 99pc duty cycle)	X	4.34	66.65	15.98	0.00	150.0	± 9.6 %
		Y	3.95	67.80	16.52		150.0	
		Z	4.34	66.75	16.13		150.0	

10523-AAB	IEEE 802.11a/h WiFi 5 GHz (OFDM, 48 Mbps, 99pc duty cycle)	X	4.25	66.56	15.85	0.00	150.0	± 9.6 %
		Y	3.96	68.17	16.68		150.0	
		Z	4.25	66.67	16.01		150.0	
10524-AAB	IEEE 802.11a/h WiFi 5 GHz (OFDM, 54 Mbps, 99pc duty cycle)	X	4.29	66.57	15.95	0.00	150.0	± 9.6 %
		Y	3.92	67.94	16.65		150.0	
		Z	4.28	66.68	16.11		150.0	
10525-AAB	IEEE 802.11ac WiFi (20MHz, MCS0, 99pc duty cycle)	X	4.30	65.65	15.56	0.00	150.0	± 9.6 %
		Y	4.04	67.23	16.37		150.0	
		Z	4.30	65.76	15.72		150.0	
10526-AAB	IEEE 802.11ac WiFi (20MHz, MCS1, 99pc duty cycle)	X	4.44	65.96	15.69	0.00	150.0	± 9.6 %
		Y	4.10	67.36	16.43		150.0	
		Z	4.44	66.06	15.84		150.0	
10527-AAB	IEEE 802.11ac WiFi (20MHz, MCS2, 99pc duty cycle)	X	4.36	65.91	15.62	0.00	150.0	± 9.6 %
		Y	4.06	67.43	16.42		150.0	
		Z	4.36	66.02	15.78		150.0	
10528-AAB	IEEE 802.11ac WiFi (20MHz, MCS3, 99pc duty cycle)	X	4.38	65.93	15.65	0.00	150.0	± 9.6 %
		Y	4.05	67.35	16.40		150.0	
		Z	4.38	66.04	15.81		150.0	
10529-AAB	IEEE 802.11ac WiFi (20MHz, MCS4, 99pc duty cycle)	X	4.38	65.93	15.65	0.00	150.0	± 9.6 %
		Y	4.05	67.35	16.40		150.0	
		Z	4.38	66.04	15.81		150.0	
10531-AAB	IEEE 802.11ac WiFi (20MHz, MCS6, 99pc duty cycle)	X	4.35	65.97	15.64	0.00	150.0	± 9.6 %
		Y	4.01	67.35	16.37		150.0	
		Z	4.35	66.08	15.79		150.0	
10532-AAB	IEEE 802.11ac WiFi (20MHz, MCS7, 99pc duty cycle)	X	4.23	65.82	15.56	0.00	150.0	± 9.6 %
		Y	3.93	67.27	16.33		150.0	
		Z	4.23	65.93	15.72		150.0	
10533-AAB	IEEE 802.11ac WiFi (20MHz, MCS8, 99pc duty cycle)	X	4.39	65.99	15.65	0.00	150.0	± 9.6 %
		Y	4.07	67.57	16.46		150.0	
		Z	4.39	66.11	15.81		150.0	
10534-AAB	IEEE 802.11ac WiFi (40MHz, MCS0, 99pc duty cycle)	X	4.94	66.05	15.78	0.00	150.0	± 9.6 %
		Y	4.64	66.91	16.43		150.0	
		Z	4.95	66.13	15.92		150.0	
10535-AAB	IEEE 802.11ac WiFi (40MHz, MCS1, 99pc duty cycle)	X	5.00	66.21	15.85	0.00	150.0	± 9.6 %
		Y	4.65	66.98	16.47		150.0	
		Z	5.00	66.29	16.00		150.0	
10536-AAB	IEEE 802.11ac WiFi (40MHz, MCS2, 99pc duty cycle)	X	4.88	66.17	15.81	0.00	150.0	± 9.6 %
		Y	4.56	66.99	16.45		150.0	
		Z	4.88	66.26	15.96		150.0	
10537-AAB	IEEE 802.11ac WiFi (40MHz, MCS3, 99pc duty cycle)	X	4.93	66.14	15.80	0.00	150.0	± 9.6 %
		Y	4.65	67.13	16.53		150.0	
		Z	4.94	66.23	15.95		150.0	
10538-AAB	IEEE 802.11ac WiFi (40MHz, MCS4, 99pc duty cycle)	X	5.01	66.14	15.84	0.00	150.0	± 9.6 %
		Y	4.66	66.91	16.44		150.0	
		Z	5.02	66.22	15.99		150.0	
10540-AAB	IEEE 802.11ac WiFi (40MHz, MCS6, 99pc duty cycle)	X	4.94	66.12	15.84	0.00	150.0	± 9.6 %
		Y	4.60	66.83	16.43		150.0	
		Z	4.95	66.20	15.99		150.0	

10541-AAB	IEEE 802.11ac WiFi (40MHz, MCS7, 99pc duty cycle)	X	4.92	66.01	15.78	0.00	150.0	± 9.6 %
		Y	4.61	66.86	16.41		150.0	
		Z	4.92	66.07	15.91		150.0	
10542-AAB	IEEE 802.11ac WiFi (40MHz, MCS8, 99pc duty cycle)	X	5.08	66.12	15.85	0.00	150.0	± 9.6 %
		Y	4.74	66.92	16.46		150.0	
		Z	5.08	66.19	15.99		150.0	
10543-AAB	IEEE 802.11ac WiFi (40MHz, MCS9, 99pc duty cycle)	X	5.14	66.15	15.90	0.00	150.0	± 9.6 %
		Y	4.79	66.97	16.52		150.0	
		Z	5.15	66.24	16.04		150.0	
10544-AAB	IEEE 802.11ac WiFi (80MHz, MCS0, 99pc duty cycle)	X	5.28	66.17	15.79	0.00	150.0	± 9.6 %
		Y	5.02	66.72	16.34		150.0	
		Z	5.29	66.22	15.92		150.0	
10545-AAB	IEEE 802.11ac WiFi (80MHz, MCS1, 99pc duty cycle)	X	5.46	66.60	15.97	0.00	150.0	± 9.6 %
		Y	5.15	67.11	16.50		150.0	
		Z	5.48	66.70	16.12		150.0	
10546-AAB	IEEE 802.11ac WiFi (80MHz, MCS2, 99pc duty cycle)	X	5.32	66.30	15.83	0.00	150.0	± 9.6 %
		Y	5.04	66.80	16.35		150.0	
		Z	5.32	66.36	15.96		150.0	
10547-AAB	IEEE 802.11ac WiFi (80MHz, MCS3, 99pc duty cycle)	X	5.39	66.39	15.87	0.00	150.0	± 9.6 %
		Y	5.17	67.18	16.54		150.0	
		Z	5.41	66.46	16.01		150.0	
10548-AAB	IEEE 802.11ac WiFi (80MHz, MCS4, 99pc duty cycle)	X	5.58	67.13	16.21	0.00	150.0	± 9.6 %
		Y	5.08	67.06	16.46		150.0	
		Z	5.61	67.28	16.39		150.0	
10550-AAB	IEEE 802.11ac WiFi (80MHz, MCS6, 99pc duty cycle)	X	5.37	66.44	15.91	0.00	150.0	± 9.6 %
		Y	5.20	67.46	16.69		150.0	
		Z	5.39	66.55	16.06		150.0	
10551-AAB	IEEE 802.11ac WiFi (80MHz, MCS7, 99pc duty cycle)	X	5.33	66.33	15.82	0.00	150.0	± 9.6 %
		Y	5.00	66.73	16.30		150.0	
		Z	5.34	66.38	15.94		150.0	
10552-AAB	IEEE 802.11ac WiFi (80MHz, MCS8, 99pc duty cycle)	X	5.29	66.25	15.78	0.00	150.0	± 9.6 %
		Y	5.03	66.95	16.40		150.0	
		Z	5.29	66.30	15.90		150.0	
10553-AAB	IEEE 802.11ac WiFi (80MHz, MCS9, 99pc duty cycle)	X	5.35	66.24	15.81	0.00	150.0	± 9.6 %
		Y	5.04	66.77	16.32		150.0	
		Z	5.35	66.28	15.93		150.0	
10554-AAC	IEEE 802.11ac WiFi (160MHz, MCS0, 99pc duty cycle)	X	5.70	66.53	15.89	0.00	150.0	± 9.6 %
		Y	5.48	66.93	16.36		150.0	
		Z	5.71	66.58	16.01		150.0	
10555-AAC	IEEE 802.11ac WiFi (160MHz, MCS1, 99pc duty cycle)	X	5.81	66.79	16.00	0.00	150.0	± 9.6 %
		Y	5.55	67.14	16.45		150.0	
		Z	5.82	66.86	16.13		150.0	
10556-AAC	IEEE 802.11ac WiFi (160MHz, MCS2, 99pc duty cycle)	X	5.84	66.87	16.04	0.00	150.0	± 9.6 %
		Y	5.59	67.27	16.51		150.0	
		Z	5.85	66.94	16.17		150.0	
10557-AAC	IEEE 802.11ac WiFi (160MHz, MCS3, 99pc duty cycle)	X	5.79	66.74	15.99	0.00	150.0	± 9.6 %
		Y	5.53	67.10	16.44		150.0	
		Z	5.80	66.79	16.11		150.0	

10558-AAC	IEEE 802.11ac WiFi (160MHz, MCS4, 99pc duty cycle)	X	5.83	66.87	16.07	0.00	150.0	± 9.6 %
		Y	5.48	66.99	16.40		150.0	
		Z	5.83	66.91	16.19		150.0	
10560-AAC	IEEE 802.11ac WiFi (160MHz, MCS6, 99pc duty cycle)	X	5.83	66.75	16.05	0.00	150.0	± 9.6 %
		Y	5.52	66.99	16.43		150.0	
		Z	5.84	66.79	16.17		150.0	
10561-AAC	IEEE 802.11ac WiFi (160MHz, MCS7, 99pc duty cycle)	X	5.76	66.74	16.07	0.00	150.0	± 9.6 %
		Y	5.46	66.95	16.44		150.0	
		Z	5.77	66.80	16.20		150.0	
10562-AAC	IEEE 802.11ac WiFi (160MHz, MCS8, 99pc duty cycle)	X	5.83	66.96	16.19	0.00	150.0	± 9.6 %
		Y	5.52	67.16	16.55		150.0	
		Z	5.84	67.00	16.31		150.0	
10563-AAC	IEEE 802.11ac WiFi (160MHz, MCS9, 99pc duty cycle)	X	5.92	66.88	16.11	0.00	150.0	± 9.6 %
		Y	5.81	67.79	16.83		150.0	
		Z	5.94	66.97	16.26		150.0	
10564-AAA	IEEE 802.11g WiFi 2.4 GHz (DSSS-OFDM, 9 Mbps, 99pc duty cycle)	X	4.67	66.49	16.06	0.46	150.0	± 9.6 %
		Y	4.32	67.73	16.66		150.0	
		Z	4.66	66.56	16.18		150.0	
10565-AAA	IEEE 802.11g WiFi 2.4 GHz (DSSS-OFDM, 12 Mbps, 99pc duty cycle)	X	4.87	66.92	16.38	0.46	150.0	± 9.6 %
		Y	4.49	68.17	17.00		150.0	
		Z	4.86	67.00	16.52		150.0	
10566-AAA	IEEE 802.11g WiFi 2.4 GHz (DSSS-OFDM, 18 Mbps, 99pc duty cycle)	X	4.71	66.74	16.18	0.46	150.0	± 9.6 %
		Y	4.33	67.89	16.77		150.0	
		Z	4.70	66.81	16.31		150.0	
10567-AAA	IEEE 802.11g WiFi 2.4 GHz (DSSS-OFDM, 24 Mbps, 99pc duty cycle)	X	4.74	67.14	16.55	0.46	150.0	± 9.6 %
		Y	4.39	68.40	17.22		150.0	
		Z	4.73	67.23	16.70		150.0	
10568-AAA	IEEE 802.11g WiFi 2.4 GHz (DSSS-OFDM, 36 Mbps, 99pc duty cycle)	X	4.61	66.49	15.93	0.46	150.0	± 9.6 %
		Y	4.16	67.29	16.29		150.0	
		Z	4.60	66.56	16.05		150.0	
10569-AAA	IEEE 802.11g WiFi 2.4 GHz (DSSS-OFDM, 48 Mbps, 99pc duty cycle)	X	4.71	67.30	16.65	0.46	150.0	± 9.6 %
		Y	4.41	68.83	17.49		150.0	
		Z	4.71	67.41	16.81		150.0	
10570-AAA	IEEE 802.11g WiFi 2.4 GHz (DSSS-OFDM, 54 Mbps, 99pc duty cycle)	X	4.73	67.11	16.56	0.46	150.0	± 9.6 %
		Y	4.35	68.37	17.24		150.0	
		Z	4.72	67.21	16.71		150.0	
10571-AAA	IEEE 802.11b WiFi 2.4 GHz (DSSS, 1 Mbps, 90pc duty cycle)	X	1.04	62.89	14.28	0.46	130.0	± 9.6 %
		Y	1.15	67.27	17.22		130.0	
		Z	1.02	63.22	14.67		130.0	
10572-AAA	IEEE 802.11b WiFi 2.4 GHz (DSSS, 2 Mbps, 90pc duty cycle)	X	1.04	63.32	14.57	0.46	130.0	± 9.6 %
		Y	1.18	68.30	17.83		130.0	
		Z	1.03	63.72	15.00		130.0	
10573-AAA	IEEE 802.11b WiFi 2.4 GHz (DSSS, 5.5 Mbps, 90pc duty cycle)	X	0.83	71.63	16.92	0.46	130.0	± 9.6 %
		Y	100.00	162.55	44.35		130.0	
		Z	1.07	76.86	19.24		130.0	
10574-AAA	IEEE 802.11b WiFi 2.4 GHz (DSSS, 11 Mbps, 90pc duty cycle)	X	1.02	67.14	16.57	0.46	130.0	± 9.6 %
		Y	1.91	82.76	24.56		130.0	
		Z	1.05	68.53	17.52		130.0	



10575-AAA	IEEE 802.11g WiFi 2.4 GHz (DSSS-OFDM, 6 Mbps, 90pc duty cycle)	X	4.45	66.27	16.09	0.46	130.0	± 9.6 %
		Y	4.10	67.49	16.61		130.0	
		Z	4.44	66.34	16.22		130.0	
10576-AAA	IEEE 802.11g WiFi 2.4 GHz (DSSS-OFDM, 9 Mbps, 90pc duty cycle)	X	4.47	66.45	16.16	0.46	130.0	± 9.6 %
		Y	4.15	67.84	16.79		130.0	
		Z	4.47	66.53	16.30		130.0	
10577-AAA	IEEE 802.11g WiFi 2.4 GHz (DSSS-OFDM, 12 Mbps, 90pc duty cycle)	X	4.65	66.71	16.33	0.46	130.0	± 9.6 %
		Y	4.27	68.02	16.91		130.0	
		Z	4.64	66.79	16.46		130.0	
10578-AAA	IEEE 802.11g WiFi 2.4 GHz (DSSS-OFDM, 18 Mbps, 90pc duty cycle)	X	4.55	66.84	16.42	0.46	130.0	± 9.6 %
		Y	4.20	68.23	17.08		130.0	
		Z	4.54	66.94	16.56		130.0	
10579-AAA	IEEE 802.11g WiFi 2.4 GHz (DSSS-OFDM, 24 Mbps, 90pc duty cycle)	X	4.31	66.05	15.67	0.46	130.0	± 9.6 %
		Y	3.90	66.98	16.06		130.0	
		Z	4.30	66.11	15.79		130.0	
10580-AAA	IEEE 802.11g WiFi 2.4 GHz (DSSS-OFDM, 36 Mbps, 90pc duty cycle)	X	4.35	66.12	15.70	0.46	130.0	± 9.6 %
		Y	3.88	66.84	15.95		130.0	
		Z	4.34	66.18	15.83		130.0	
10581-AAA	IEEE 802.11g WiFi 2.4 GHz (DSSS-OFDM, 48 Mbps, 90pc duty cycle)	X	4.45	66.88	16.36	0.46	130.0	± 9.6 %
		Y	4.14	68.42	17.13		130.0	
		Z	4.44	66.99	16.52		130.0	
10582-AAA	IEEE 802.11g WiFi 2.4 GHz (DSSS-OFDM, 54 Mbps, 90pc duty cycle)	X	4.24	65.81	15.45	0.46	130.0	± 9.6 %
		Y	3.79	66.65	15.78		130.0	
		Z	4.23	65.87	15.57		130.0	
10583-AAB	IEEE 802.11a/h WiFi 5 GHz (OFDM, 6 Mbps, 90pc duty cycle)	X	4.45	66.27	16.09	0.46	130.0	± 9.6 %
		Y	4.10	67.49	16.61		130.0	
		Z	4.44	66.34	16.22		130.0	
10584-AAB	IEEE 802.11a/h WiFi 5 GHz (OFDM, 9 Mbps, 90pc duty cycle)	X	4.47	66.45	16.16	0.46	130.0	± 9.6 %
		Y	4.15	67.84	16.79		130.0	
		Z	4.47	66.53	16.30		130.0	
10585-AAB	IEEE 802.11a/h WiFi 5 GHz (OFDM, 12 Mbps, 90pc duty cycle)	X	4.65	66.71	16.33	0.46	130.0	± 9.6 %
		Y	4.27	68.02	16.91		130.0	
		Z	4.64	66.79	16.46		130.0	
10586-AAB	IEEE 802.11a/h WiFi 5 GHz (OFDM, 18 Mbps, 90pc duty cycle)	X	4.55	66.84	16.42	0.46	130.0	± 9.6 %
		Y	4.20	68.23	17.08		130.0	
		Z	4.54	66.94	16.56		130.0	
10587-AAB	IEEE 802.11a/h WiFi 5 GHz (OFDM, 24 Mbps, 90pc duty cycle)	X	4.31	66.05	15.67	0.46	130.0	± 9.6 %
		Y	3.90	66.98	16.06		130.0	
		Z	4.30	66.11	15.79		130.0	
10588-AAB	IEEE 802.11a/h WiFi 5 GHz (OFDM, 36 Mbps, 90pc duty cycle)	X	4.35	66.12	15.70	0.46	130.0	± 9.6 %
		Y	3.88	66.84	15.95		130.0	
		Z	4.34	66.18	15.83		130.0	
10589-AAB	IEEE 802.11a/h WiFi 5 GHz (OFDM, 48 Mbps, 90pc duty cycle)	X	4.45	66.88	16.36	0.46	130.0	± 9.6 %
		Y	4.14	68.42	17.13		130.0	
		Z	4.44	66.99	16.52		130.0	
10590-AAB	IEEE 802.11a/h WiFi 5 GHz (OFDM, 54 Mbps, 90pc duty cycle)	X	4.24	65.81	15.45	0.46	130.0	± 9.6 %
		Y	3.79	66.65	15.78		130.0	
		Z	4.23	65.87	15.57		130.0	

10591-AAB	IEEE 802.11n (HT Mixed, 20MHz, MCS0, 90pc duty cycle)	X	4.61	66.36	16.22	0.46	130.0	± 9.6 %
		Y	4.27	67.61	16.79		130.0	
		Z	4.60	66.43	16.35		130.0	
10592-AAB	IEEE 802.11n (HT Mixed, 20MHz, MCS1, 90pc duty cycle)	X	4.73	66.67	16.34	0.46	130.0	± 9.6 %
		Y	4.33	67.81	16.89		130.0	
		Z	4.72	66.74	16.48		130.0	
10593-AAB	IEEE 802.11n (HT Mixed, 20MHz, MCS2, 90pc duty cycle)	X	4.65	66.54	16.20	0.46	130.0	± 9.6 %
		Y	4.27	67.73	16.75		130.0	
		Z	4.64	66.61	16.33		130.0	
10594-AAB	IEEE 802.11n (HT Mixed, 20MHz, MCS3, 90pc duty cycle)	X	4.71	66.72	16.37	0.46	130.0	± 9.6 %
		Y	4.31	67.86	16.91		130.0	
		Z	4.70	66.80	16.50		130.0	
10595-AAB	IEEE 802.11n (HT Mixed, 20MHz, MCS4, 90pc duty cycle)	X	4.67	66.68	16.26	0.46	130.0	± 9.6 %
		Y	4.27	67.85	16.83		130.0	
		Z	4.66	66.76	16.40		130.0	
10596-AAB	IEEE 802.11n (HT Mixed, 20MHz, MCS5, 90pc duty cycle)	X	4.60	66.65	16.25	0.46	130.0	± 9.6 %
		Y	4.18	67.67	16.75		130.0	
		Z	4.59	66.73	16.39		130.0	
10597-AAB	IEEE 802.11n (HT Mixed, 20MHz, MCS6, 90pc duty cycle)	X	4.55	66.52	16.11	0.46	130.0	± 9.6 %
		Y	4.16	67.60	16.61		130.0	
		Z	4.54	66.60	16.24		130.0	
10598-AAB	IEEE 802.11n (HT Mixed, 20MHz, MCS7, 90pc duty cycle)	X	4.54	66.75	16.38	0.46	130.0	± 9.6 %
		Y	4.21	68.06	17.02		130.0	
		Z	4.53	66.84	16.52		130.0	
10599-AAB	IEEE 802.11n (HT Mixed, 40MHz, MCS0, 90pc duty cycle)	X	5.29	66.89	16.48	0.46	130.0	± 9.6 %
		Y	5.11	68.25	17.34		130.0	
		Z	5.30	66.99	16.63		130.0	
10600-AAB	IEEE 802.11n (HT Mixed, 40MHz, MCS1, 90pc duty cycle)	X	5.40	67.29	16.65	0.46	130.0	± 9.6 %
		Y	5.01	67.95	17.16		130.0	
		Z	5.43	67.45	16.83		130.0	
10601-AAB	IEEE 802.11n (HT Mixed, 40MHz, MCS2, 90pc duty cycle)	X	5.30	67.04	16.55	0.46	130.0	± 9.6 %
		Y	4.95	67.81	17.11		130.0	
		Z	5.31	67.16	16.70		130.0	
10602-AAB	IEEE 802.11n (HT Mixed, 40MHz, MCS3, 90pc duty cycle)	X	5.43	67.22	16.56	0.46	130.0	± 9.6 %
		Y	4.98	67.69	16.96		130.0	
		Z	5.44	67.31	16.70		130.0	
10603-AAB	IEEE 802.11n (HT Mixed, 40MHz, MCS4, 90pc duty cycle)	X	5.50	67.52	16.84	0.46	130.0	± 9.6 %
		Y	5.00	67.82	17.18		130.0	
		Z	5.52	67.67	17.02		130.0	
10604-AAB	IEEE 802.11n (HT Mixed, 40MHz, MCS5, 90pc duty cycle)	X	5.38	67.17	16.65	0.46	130.0	± 9.6 %
		Y	4.97	67.66	17.06		130.0	
		Z	5.40	67.31	16.82		130.0	
10605-AAB	IEEE 802.11n (HT Mixed, 40MHz, MCS6, 90pc duty cycle)	X	5.40	67.20	16.66	0.46	130.0	± 9.6 %
		Y	4.93	67.56	17.02		130.0	
		Z	5.42	67.33	16.82		130.0	
10606-AAB	IEEE 802.11n (HT Mixed, 40MHz, MCS7, 90pc duty cycle)	X	5.15	66.52	16.17	0.46	130.0	± 9.6 %
		Y	4.95	67.77	16.96		130.0	
		Z	5.16	66.62	16.32		130.0	

10607-AAB	IEEE 802.11ac WiFi (20MHz, MCS0, 90pc duty cycle)	X	4.44	65.66	15.83	0.46	130.0	± 9.6 %
		Y	4.14	67.09	16.52		130.0	
		Z	4.44	65.75	15.97		130.0	
10608-AAB	IEEE 802.11ac WiFi (20MHz, MCS1, 90pc duty cycle)	X	4.60	66.02	15.98	0.46	130.0	± 9.6 %
		Y	4.22	67.28	16.62		130.0	
		Z	4.59	66.11	16.13		130.0	
10609-AAB	IEEE 802.11ac WiFi (20MHz, MCS2, 90pc duty cycle)	X	4.49	65.84	15.80	0.46	130.0	± 9.6 %
		Y	4.13	67.14	16.44		130.0	
		Z	4.48	65.93	15.94		130.0	
10610-AAB	IEEE 802.11ac WiFi (20MHz, MCS3, 90pc duty cycle)	X	4.54	66.01	15.97	0.46	130.0	± 9.6 %
		Y	4.18	67.30	16.61		130.0	
		Z	4.53	66.10	16.12		130.0	
10611-AAB	IEEE 802.11ac WiFi (20MHz, MCS4, 90pc duty cycle)	X	4.45	65.81	15.81	0.46	130.0	± 9.6 %
		Y	4.09	67.07	16.44		130.0	
		Z	4.45	65.90	15.96		130.0	
10612-AAB	IEEE 802.11ac WiFi (20MHz, MCS5, 90pc duty cycle)	X	4.45	65.93	15.85	0.46	130.0	± 9.6 %
		Y	4.03	67.00	16.38		130.0	
		Z	4.44	66.03	15.99		130.0	
10613-AAB	IEEE 802.11ac WiFi (20MHz, MCS6, 90pc duty cycle)	X	4.44	65.77	15.70	0.46	130.0	± 9.6 %
		Y	4.05	66.88	16.24		130.0	
		Z	4.44	65.85	15.84		130.0	
10614-AAB	IEEE 802.11ac WiFi (20MHz, MCS7, 90pc duty cycle)	X	4.41	65.98	15.95	0.46	130.0	± 9.6 %
		Y	4.08	67.31	16.62		130.0	
		Z	4.40	66.08	16.10		130.0	
10615-AAB	IEEE 802.11ac WiFi (20MHz, MCS8, 90pc duty cycle)	X	4.45	65.64	15.58	0.46	130.0	± 9.6 %
		Y	4.06	66.87	16.16		130.0	
		Z	4.44	65.72	15.71		130.0	
10616-AAB	IEEE 802.11ac WiFi (40MHz, MCS0, 90pc duty cycle)	X	5.09	66.09	16.06	0.46	130.0	± 9.6 %
		Y	4.76	66.84	16.63		130.0	
		Z	5.10	66.16	16.20		130.0	
10617-AAB	IEEE 802.11ac WiFi (40MHz, MCS1, 90pc duty cycle)	X	5.16	66.28	16.13	0.46	130.0	± 9.6 %
		Y	4.76	66.87	16.63		130.0	
		Z	5.16	66.37	16.28		130.0	
10618-AAB	IEEE 802.11ac WiFi (40MHz, MCS2, 90pc duty cycle)	X	5.05	66.30	16.16	0.46	130.0	± 9.6 %
		Y	4.69	66.97	16.69		130.0	
		Z	5.06	66.39	16.30		130.0	
10619-AAB	IEEE 802.11ac WiFi (40MHz, MCS3, 90pc duty cycle)	X	5.06	66.08	15.98	0.46	130.0	± 9.6 %
		Y	4.75	66.94	16.61		130.0	
		Z	5.07	66.17	16.13		130.0	
10620-AAB	IEEE 802.11ac WiFi (40MHz, MCS4, 90pc duty cycle)	X	5.14	66.12	16.05	0.46	130.0	± 9.6 %
		Y	4.76	66.75	16.54		130.0	
		Z	5.15	66.20	16.19		130.0	
10621-AAB	IEEE 802.11ac WiFi (40MHz, MCS5, 90pc duty cycle)	X	5.15	66.26	16.24	0.46	130.0	± 9.6 %
		Y	4.80	66.94	16.78		130.0	
		Z	5.16	66.33	16.38		130.0	
10622-AAB	IEEE 802.11ac WiFi (40MHz, MCS6, 90pc duty cycle)	X	5.15	66.36	16.29	0.46	130.0	± 9.6 %
		Y	4.77	66.96	16.79		130.0	
		Z	5.15	66.43	16.42		130.0	

10623-AAB	IEEE 802.11ac WiFi (40MHz, MCS7, 90pc duty cycle)	X	5.03	65.89	15.92	0.46	130.0	± 9.6 %
		Y	4.69	66.61	16.45		130.0	
		Z	5.03	65.94	16.04		130.0	
10624-AAB	IEEE 802.11ac WiFi (40MHz, MCS8, 90pc duty cycle)	X	5.23	66.15	16.11	0.46	130.0	± 9.6 %
		Y	4.85	66.81	16.62		130.0	
		Z	5.23	66.22	16.25		130.0	
10625-AAB	IEEE 802.11ac WiFi (40MHz, MCS9, 90pc duty cycle)	X	5.41	66.58	16.39	0.46	130.0	± 9.6 %
		Y	4.98	67.17	16.88		130.0	
		Z	5.39	66.59	16.50		130.0	
10626-AAB	IEEE 802.11ac WiFi (80MHz, MCS0, 90pc duty cycle)	X	5.42	66.17	16.04	0.46	130.0	± 9.6 %
		Y	5.14	66.64	16.52		130.0	
		Z	5.42	66.21	16.16		130.0	
10627-AAB	IEEE 802.11ac WiFi (80MHz, MCS1, 90pc duty cycle)	X	5.65	66.77	16.32	0.46	130.0	± 9.6 %
		Y	5.31	67.18	16.77		130.0	
		Z	5.68	66.90	16.48		130.0	
10628-AAB	IEEE 802.11ac WiFi (80MHz, MCS2, 90pc duty cycle)	X	5.42	66.16	15.94	0.46	130.0	± 9.6 %
		Y	5.11	66.54	16.37		130.0	
		Z	5.42	66.21	16.06		130.0	
10629-AAB	IEEE 802.11ac WiFi (80MHz, MCS3, 90pc duty cycle)	X	5.51	66.29	16.00	0.46	130.0	± 9.6 %
		Y	5.29	67.09	16.65		130.0	
		Z	5.53	66.38	16.14		130.0	
10630-AAB	IEEE 802.11ac WiFi (80MHz, MCS4, 90pc duty cycle)	X	5.82	67.43	16.57	0.46	130.0	± 9.6 %
		Y	5.21	66.99	16.61		130.0	
		Z	5.87	67.63	16.77		130.0	
10631-AAB	IEEE 802.11ac WiFi (80MHz, MCS5, 90pc duty cycle)	X	5.76	67.37	16.74	0.46	130.0	± 9.6 %
		Y	5.33	67.57	17.10		130.0	
		Z	5.78	67.47	16.89		130.0	
10632-AAB	IEEE 802.11ac WiFi (80MHz, MCS6, 90pc duty cycle)	X	5.64	66.89	16.52	0.46	130.0	± 9.6 %
		Y	5.50	68.05	17.35		130.0	
		Z	5.67	67.03	16.69		130.0	
10633-AAB	IEEE 802.11ac WiFi (80MHz, MCS7, 90pc duty cycle)	X	5.49	66.38	16.08	0.46	130.0	± 9.6 %
		Y	5.12	66.68	16.49		130.0	
		Z	5.49	66.42	16.20		130.0	
10634-AAB	IEEE 802.11ac WiFi (80MHz, MCS8, 90pc duty cycle)	X	5.47	66.40	16.15	0.46	130.0	± 9.6 %
		Y	5.20	67.06	16.73		130.0	
		Z	5.47	66.45	16.27		130.0	
10635-AAB	IEEE 802.11ac WiFi (80MHz, MCS9, 90pc duty cycle)	X	5.34	65.69	15.52	0.46	130.0	± 9.6 %
		Y	4.98	66.00	15.88		130.0	
		Z	5.34	65.71	15.62		130.0	
10636-AAC	IEEE 802.11ac WiFi (160MHz, MCS0, 90pc duty cycle)	X	5.85	66.55	16.15	0.46	130.0	± 9.6 %
		Y	5.60	66.87	16.55		130.0	
		Z	5.86	66.59	16.27		130.0	
10637-AAC	IEEE 802.11ac WiFi (160MHz, MCS1, 90pc duty cycle)	X	5.99	66.90	16.31	0.46	130.0	± 9.6 %
		Y	5.71	67.22	16.72		130.0	
		Z	6.00	66.97	16.44		130.0	
10638-AAC	IEEE 802.11ac WiFi (160MHz, MCS2, 90pc duty cycle)	X	5.99	66.89	16.28	0.46	130.0	± 9.6 %
		Y	5.74	67.30	16.74		130.0	
		Z	6.01	66.96	16.42		130.0	

10639-AAC	IEEE 802.11ac WiFi (160MHz, MCS3, 90pc duty cycle)	X	5.96	66.80	16.28	0.46	130.0	± 9.6 %
		Y	5.67	67.08	16.67		130.0	
		Z	5.97	66.85	16.40		130.0	
10640-AAC	IEEE 802.11ac WiFi (160MHz, MCS4, 90pc duty cycle)	X	5.95	66.77	16.21	0.46	130.0	± 9.6 %
		Y	5.56	66.76	16.45		130.0	
		Z	5.95	66.81	16.32		130.0	
10641-AAC	IEEE 802.11ac WiFi (160MHz, MCS5, 90pc duty cycle)	X	6.02	66.79	16.24	0.46	130.0	± 9.6 %
		Y	5.69	66.96	16.57		130.0	
		Z	6.04	66.86	16.37		130.0	
10642-AAC	IEEE 802.11ac WiFi (160MHz, MCS6, 90pc duty cycle)	X	6.05	66.99	16.51	0.46	130.0	± 9.6 %
		Y	5.71	67.14	16.83		130.0	
		Z	6.06	67.04	16.63		130.0	
10643-AAC	IEEE 802.11ac WiFi (160MHz, MCS7, 90pc duty cycle)	X	5.89	66.69	16.25	0.46	130.0	± 9.6 %
		Y	5.55	66.75	16.51		130.0	
		Z	5.91	66.75	16.38		130.0	
10644-AAC	IEEE 802.11ac WiFi (160MHz, MCS8, 90pc duty cycle)	X	5.98	66.95	16.40	0.46	130.0	± 9.6 %
		Y	5.64	67.07	16.70		130.0	
		Z	5.98	66.98	16.51		130.0	
10645-AAC	IEEE 802.11ac WiFi (160MHz, MCS9, 90pc duty cycle)	X	6.12	67.04	16.41	0.46	130.0	± 9.6 %
		Y	6.04	68.05	17.16		130.0	
		Z	6.18	67.23	16.60		130.0	
10646-AAD	LTE-TDD (SC-FDMA, 1 RB, 5 MHz, QPSK, UL Subframe=2,7)	X	9.30	96.04	33.28	9.30	60.0	± 9.6 %
		Y	4.72	85.46	29.98		60.0	
		Z	9.03	95.55	33.06		60.0	
10647-AAC	LTE-TDD (SC-FDMA, 1 RB, 20 MHz, QPSK, UL Subframe=2,7)	X	8.21	93.71	32.60	9.30	60.0	± 9.6 %
		Y	4.16	82.96	29.11		60.0	
		Z	7.96	93.24	32.39		60.0	
10648-AAA	CDMA2000 (1x Advanced)	X	0.48	60.73	7.74	0.00	150.0	± 9.6 %
		Y	0.28	60.00	2.97		150.0	
		Z	0.45	60.55	7.36		150.0	
10652-AAB	LTE-TDD (OFDMA, 5 MHz, E-TM 3.1, Clipping 44%)	X	3.22	65.68	15.68	2.23	80.0	± 9.6 %
		Y	3.30	69.14	16.34		80.0	
		Z	3.22	65.91	15.87		80.0	
10653-AAB	LTE-TDD (OFDMA, 10 MHz, E-TM 3.1, Clipping 44%)	X	3.80	65.29	16.06	2.23	80.0	± 9.6 %
		Y	3.72	67.55	16.85		80.0	
		Z	3.78	65.38	16.21		80.0	
10654-AAB	LTE-TDD (OFDMA, 15 MHz, E-TM 3.1, Clipping 44%)	X	3.81	64.97	16.11	2.23	80.0	± 9.6 %
		Y	3.74	66.80	16.91		80.0	
		Z	3.80	65.03	16.25		80.0	
10655-AAB	LTE-TDD (OFDMA, 20 MHz, E-TM 3.1, Clipping 44%)	X	3.89	64.93	16.16	2.23	80.0	± 9.6 %
		Y	3.83	66.43	16.92		80.0	
		Z	3.87	64.98	16.29		80.0	
10658-AAA	Pulse Waveform (200Hz, 10%)	X	14.05	86.04	19.08	10.00	50.0	± 9.6 %
		Y	3.58	69.28	11.90		50.0	
		Z	8.33	79.49	16.82		50.0	
10659-AAA	Pulse Waveform (200Hz, 20%)	X	100.00	106.74	22.89	6.99	60.0	± 9.6 %
		Y	3.69	71.79	11.78		60.0	
		Z	100.00	105.40	22.19		60.0	

10660-AAA	Pulse Waveform (200Hz, 40%)	X	100.00	104.23	20.43	3.98	80.0	± 9.6 %
		Y	100.00	95.42	16.30		80.0	
		Z	100.00	101.41	19.06		80.0	
10661-AAA	Pulse Waveform (200Hz, 60%)	X	100.00	99.34	17.30	2.22	100.0	± 9.6 %
		Y	100.00	88.65	12.65		100.0	
		Z	15.45	82.53	12.34		100.0	
10662-AAA	Pulse Waveform (200Hz, 80%)	X	0.16	60.00	3.79	0.97	120.0	± 9.6 %
		Y	0.01	60.00	22597.33		120.0	
		Z	27.38	213.45	12.35		120.0	

<sup>E</sup> Uncertainty is determined using the max. deviation from linear response applying rectangular distribution and is expressed for the square of the field value.



Accredited by the Swiss Accreditation Service (SAS)  
The Swiss Accreditation Service is one of the signatories to the EA  
Multilateral Agreement for the recognition of calibration certificates

Accreditation No.: **SCS 0108**

Client **PC Test**

Certificate No: **EX3-7410\_Jul17**

## CALIBRATION CERTIFICATE

Object: **EX3DV4 - SN:7410**

Calibration procedure(s): **QA CAL-01.v9, QA CAL-23.v5, QA CAL-25.v6  
Calibration procedure for dosimetric E-field probes**

Calibration date: **July 17, 2017**

*BN ✓  
8/3/2017*

This calibration certificate documents the traceability to national standards, which realize the physical units of measurements (SI).  
The measurements and the uncertainties with confidence probability are given on the following pages and are part of the certificate.

All calibrations have been conducted in the closed laboratory facility: environment temperature (22 ± 3)°C and humidity < 70%.

Calibration Equipment used (M&TE critical for calibration)

Primary Standards	ID	Cal Date (Certificate No.)	Scheduled Calibration
Power meter NRP	SN: 104778	04-Apr-17 (No. 217-02521/02522)	Apr-18
Power sensor NRP-Z91	SN: 103244	04-Apr-17 (No. 217-02521)	Apr-18
Power sensor NRP-Z91	SN: 103245	04-Apr-17 (No. 217-02525)	Apr-18
Reference 20 dB Attenuator	SN: S5277 (20x)	07-Apr-17 (No. 217-02528)	Apr-18
Reference Probe ES3DV2	SN: 3013	31-Dec-16 (No. ES3-3013_Dec16)	Dec-17
DAE4	SN: 660	7-Dec-16 (No. DAE4-660_Dec16)	Dec-17
Secondary Standards	ID	Check Date (in house)	Scheduled Check
Power meter E4419B	SN: GB41293874	06-Apr-16 (in house check Jun-16)	In house check: Jun-18
Power sensor E4412A	SN: MY41498087	06-Apr-16 (in house check Jun-16)	In house check: Jun-18
Power sensor E4412A	SN: 000110210	06-Apr-16 (in house check Jun-16)	In house check: Jun-18
RF generator HP 8648C	SN: US3642U01700	04-Aug-99 (in house check Jun-16)	In house check: Jun-18
Network Analyzer HP 8753E	SN: US37390585	18-Oct-01 (in house check Oct-16)	In house check: Oct-17

Calibrated by:	Name <b>Jeton Kastrati</b>	Function Laboratory Technician	Signature 
Approved by:	Name <b>Katja Pokovic</b>	Technical Manager	

Issued: July 17, 2017

This calibration certificate shall not be reproduced except in full without written approval of the laboratory.



Accredited by the Swiss Accreditation Service (SAS)

The Swiss Accreditation Service is one of the signatories to the EA  
Multilateral Agreement for the recognition of calibration certificates

Accreditation No.: **SCS 0108**

**Glossary:**

TSL	tissue simulating liquid
NORM <sub>x,y,z</sub>	sensitivity in free space
ConvF	sensitivity in TSL / NORM <sub>x,y,z</sub>
DCP	diode compression point
CF	crest factor (1/duty_cycle) of the RF signal
A, B, C, D	modulation dependent linearization parameters
Polarization $\varphi$	$\varphi$ rotation around probe axis
Polarization $\vartheta$	$\vartheta$ rotation around an axis that is in the plane normal to probe axis (at measurement center), i.e., $\vartheta = 0$ is normal to probe axis
Connector Angle	information used in DASY system to align probe sensor X to the robot coordinate system

**Calibration is Performed According to the Following Standards:**

- a) IEEE Std 1528-2013, "IEEE Recommended Practice for Determining the Peak Spatial-Averaged Specific Absorption Rate (SAR) in the Human Head from Wireless Communications Devices: Measurement Techniques", June 2013
- b) IEC 62209-1, "Measurement procedure for the assessment of Specific Absorption Rate (SAR) from hand-held and body-mounted devices used next to the ear (frequency range of 300 MHz to 6 GHz)", July 2016
- c) IEC 62209-2, "Procedure to determine the Specific Absorption Rate (SAR) for wireless communication devices used in close proximity to the human body (frequency range of 30 MHz to 6 GHz)", March 2010
- d) KDB 865664, "SAR Measurement Requirements for 100 MHz to 6 GHz"

**Methods Applied and Interpretation of Parameters:**

- **NORM<sub>x,y,z</sub>**: Assessed for E-field polarization  $\vartheta = 0$  ( $f \leq 900$  MHz in TEM-cell;  $f > 1800$  MHz: R22 waveguide). NORM<sub>x,y,z</sub> are only intermediate values, i.e., the uncertainties of NORM<sub>x,y,z</sub> does not affect the E<sup>2</sup>-field uncertainty inside TSL (see below ConvF).
- **NORM(f)<sub>x,y,z</sub>** = NORM<sub>x,y,z</sub> \* frequency\_response (see Frequency Response Chart). This linearization is implemented in DASY4 software versions later than 4.2. The uncertainty of the frequency response is included in the stated uncertainty of ConvF.
- **DCP<sub>x,y,z</sub>**: DCP are numerical linearization parameters assessed based on the data of power sweep with CW signal (no uncertainty required). DCP does not depend on frequency nor media.
- **PAR**: PAR is the Peak to Average Ratio that is not calibrated but determined based on the signal characteristics
- **A<sub>x,y,z</sub>; B<sub>x,y,z</sub>; C<sub>x,y,z</sub>; D<sub>x,y,z</sub>; VR<sub>x,y,z</sub>**: A, B, C, D are numerical linearization parameters assessed based on the data of power sweep for specific modulation signal. The parameters do not depend on frequency nor media. VR is the maximum calibration range expressed in RMS voltage across the diode.
- **ConvF and Boundary Effect Parameters**: Assessed in flat phantom using E-field (or Temperature Transfer Standard for  $f \leq 800$  MHz) and inside waveguide using analytical field distributions based on power measurements for  $f > 800$  MHz. The same setups are used for assessment of the parameters applied for boundary compensation (alpha, depth) of which typical uncertainty values are given. These parameters are used in DASY4 software to improve probe accuracy close to the boundary. The sensitivity in TSL corresponds to NORM<sub>x,y,z</sub> \* ConvF whereby the uncertainty corresponds to that given for ConvF. A frequency dependent ConvF is used in DASY version 4.4 and higher which allows extending the validity from  $\pm 50$  MHz to  $\pm 100$  MHz.
- **Spherical isotropy (3D deviation from isotropy)**: in a field of low gradients realized using a flat phantom exposed by a patch antenna.
- **Sensor Offset**: The sensor offset corresponds to the offset of virtual measurement center from the probe tip (on probe axis). No tolerance required.
- **Connector Angle**: The angle is assessed using the information gained by determining the NORM<sub>x</sub> (no uncertainty required).



# Probe EX3DV4

## SN:7410

Manufactured: November 24, 2015  
Calibrated: July 17, 2017

Calibrated for DASY/EASY Systems  
(Note: non-compatible with DASY2 system!)

## DASY/EASY - Parameters of Probe: EX3DV4 - SN:7410

### Basic Calibration Parameters

	Sensor X	Sensor Y	Sensor Z	Unc (k=2)
Norm ( $\mu\text{V}/(\text{V}/\text{m})^{2.5}$ ) <sup>A</sup>	0.40	0.46	0.43	$\pm 10.1 \%$
DCP (mV) <sup>B</sup>	95.4	94.7	91.2	

### Modulation Calibration Parameters

UID	Communication System Name		A dB	B dB $\sqrt{\mu\text{V}}$	C	D dB	VR mV	Unc <sup>E</sup> (k=2)
0	CW	X	0.0	0.0	1.0	0.00	130.7	$\pm 3.5 \%$
		Y	0.0	0.0	1.0		146.7	
		Z	0.0	0.0	1.0		132.5	

Note: For details on UID parameters see Appendix.

### Sensor Model Parameters

	C1 fF	C2 fF	$\alpha$ $\text{V}^{-1}$	T1 $\text{ms}\cdot\text{V}^{-2}$	T2 $\text{ms}\cdot\text{V}^{-1}$	T3 ms	T4 $\text{V}^{-2}$	T5 $\text{V}^{-1}$	T6
X	41.43	313.6	36.54	8.525	0.381	5.024	0.000	0.467	1.003
Y	41.67	315.5	36.57	10.32	0.000	5.055	0.334	0.426	1.004
Z	51.58	393.9	37.05	11.42	0.427	5.066	0.000	0.561	1.006

The reported uncertainty of measurement is stated as the standard uncertainty of measurement multiplied by the coverage factor  $k=2$ , which for a normal distribution corresponds to a coverage probability of approximately 95%.

<sup>A</sup> The uncertainties of Norm X,Y,Z do not affect the  $E^2$ -field uncertainty inside TSL (see Pages 5 and 6).

<sup>B</sup> Numerical linearization parameter: uncertainty not required.

<sup>E</sup> Uncertainty is determined using the max. deviation from linear response applying rectangular distribution and is expressed for the square of the field value.

## DASY/EASY - Parameters of Probe: EX3DV4 - SN:7410

### Calibration Parameter Determined in Head Tissue Simulating Media

f (MHz) <sup>C</sup>	Relative Permittivity <sup>F</sup>	Conductivity (S/m) <sup>F</sup>	ConvF X	ConvF Y	ConvF Z	Alpha <sup>G</sup>	Depth (mm) <sup>G</sup>	Unc (k=2)
750	41.9	0.89	10.60	10.60	10.60	0.53	0.80	± 12.0 %
835	41.5	0.90	10.08	10.08	10.08	0.41	0.98	± 12.0 %
1750	40.1	1.37	8.66	8.66	8.66	0.41	0.82	± 12.0 %
1900	40.0	1.40	8.37	8.37	8.37	0.28	1.19	± 12.0 %
2300	39.5	1.67	8.02	8.02	8.02	0.35	0.80	± 12.0 %
2450	39.2	1.80	7.68	7.68	7.68	0.33	0.89	± 12.0 %
2600	39.0	1.96	7.42	7.42	7.42	0.40	0.80	± 12.0 %

<sup>C</sup> Frequency validity above 300 MHz of ± 100 MHz only applies for DASY v4.4 and higher (see Page 2), else it is restricted to ± 50 MHz. The uncertainty is the RSS of the ConvF uncertainty at calibration frequency and the uncertainty for the indicated frequency band. Frequency validity below 300 MHz is ± 10, 25, 40, 50 and 70 MHz for ConvF assessments at 30, 64, 128, 150 and 220 MHz respectively. Above 5 GHz frequency validity can be extended to ± 110 MHz.

<sup>F</sup> At frequencies below 3 GHz, the validity of tissue parameters ( $\epsilon$  and  $\sigma$ ) can be relaxed to ± 10% if liquid compensation formula is applied to measured SAR values. At frequencies above 3 GHz, the validity of tissue parameters ( $\epsilon$  and  $\sigma$ ) is restricted to ± 5%. The uncertainty is the RSS of the ConvF uncertainty for indicated target tissue parameters.

<sup>G</sup> Alpha/Depth are determined during calibration. SPEAG warrants that the remaining deviation due to the boundary effect after compensation is always less than ± 1% for frequencies below 3 GHz and below ± 2% for frequencies between 3-6 GHz at any distance larger than half the probe tip diameter from the boundary.

## DASY/EASY - Parameters of Probe: EX3DV4 - SN:7410

### Calibration Parameter Determined in Body Tissue Simulating Media

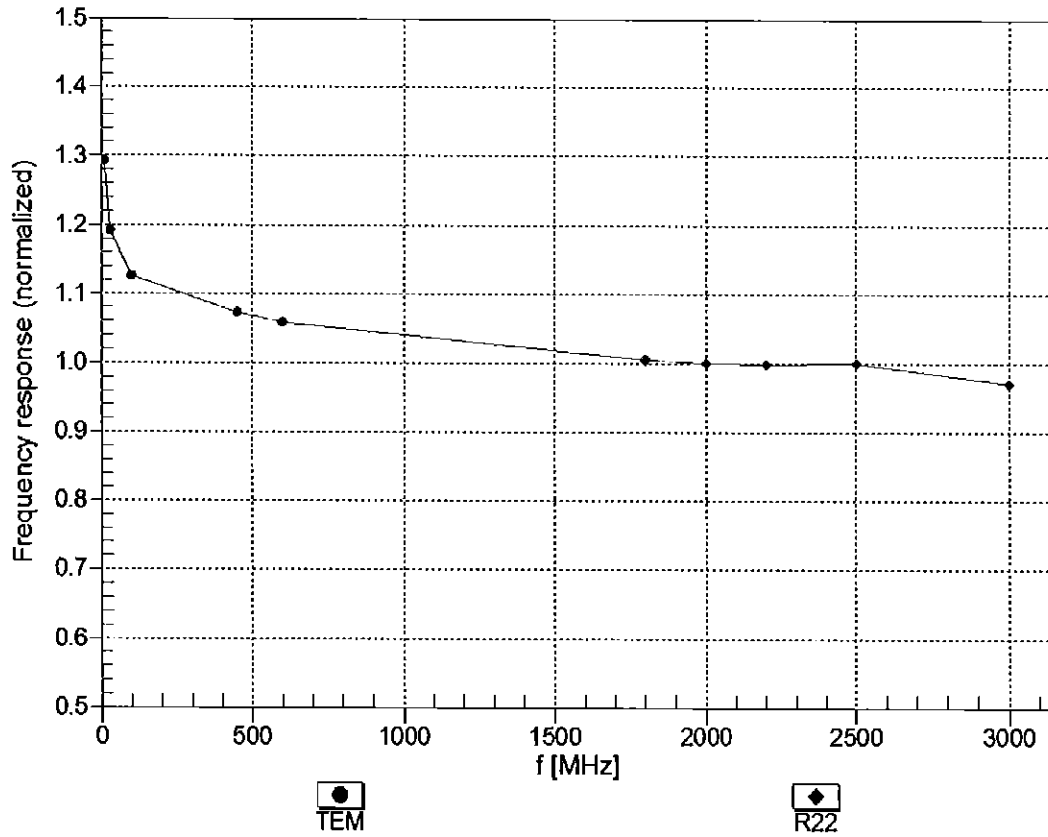
f (MHz) <sup>C</sup>	Relative Permittivity <sup>F</sup>	Conductivity (S/m) <sup>F</sup>	ConvF X	ConvF Y	ConvF Z	Alpha <sup>G</sup>	Depth <sup>G</sup> (mm)	Unc (k=2)
750	55.5	0.96	10.19	10.19	10.19	0.33	1.02	± 12.0 %
835	55.2	0.97	9.95	9.95	9.95	0.50	0.80	± 12.0 %
1750	53.4	1.49	8.32	8.32	8.32	0.39	0.86	± 12.0 %
1900	53.3	1.52	7.98	7.98	7.98	0.44	0.86	± 12.0 %
2300	52.9	1.81	7.85	7.85	7.85	0.44	0.84	± 12.0 %
2450	52.7	1.95	7.69	7.69	7.69	0.37	0.89	± 12.0 %
2600	52.5	2.16	7.43	7.43	7.43	0.28	0.99	± 12.0 %

<sup>C</sup> Frequency validity above 300 MHz of ± 100 MHz only applies for DASY v4.4 and higher (see Page 2), else it is restricted to ± 50 MHz. The uncertainty is the RSS of the ConvF uncertainty at calibration frequency and the uncertainty for the indicated frequency band. Frequency validity below 300 MHz is ± 10, 25, 40, 50 and 70 MHz for ConvF assessments at 30, 64, 128, 150 and 220 MHz respectively. Above 5 GHz frequency validity can be extended to ± 110 MHz.

<sup>F</sup> At frequencies below 3 GHz, the validity of tissue parameters ( $\epsilon$  and  $\sigma$ ) can be relaxed to ± 10% if liquid compensation formula is applied to measured SAR values. At frequencies above 3 GHz, the validity of tissue parameters ( $\epsilon$  and  $\sigma$ ) is restricted to ± 5%. The uncertainty is the RSS of the ConvF uncertainty for indicated target tissue parameters.

<sup>G</sup> Alpha/Depth are determined during calibration. SPEAG warrants that the remaining deviation due to the boundary effect after compensation is always less than ± 1% for frequencies below 3 GHz and below ± 2% for frequencies between 3-6 GHz at any distance larger than half the probe tip diameter from the boundary.

### Frequency Response of E-Field (TEM-Cell:ifi110 EXX, Waveguide: R22)

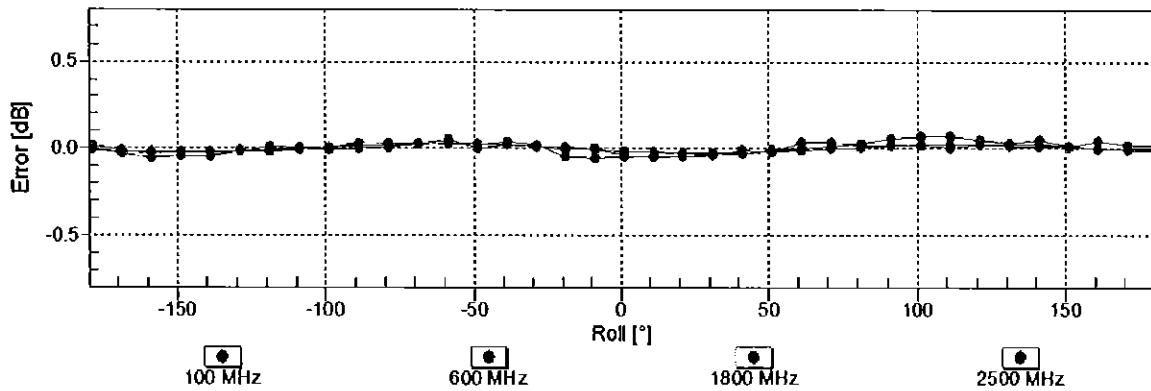
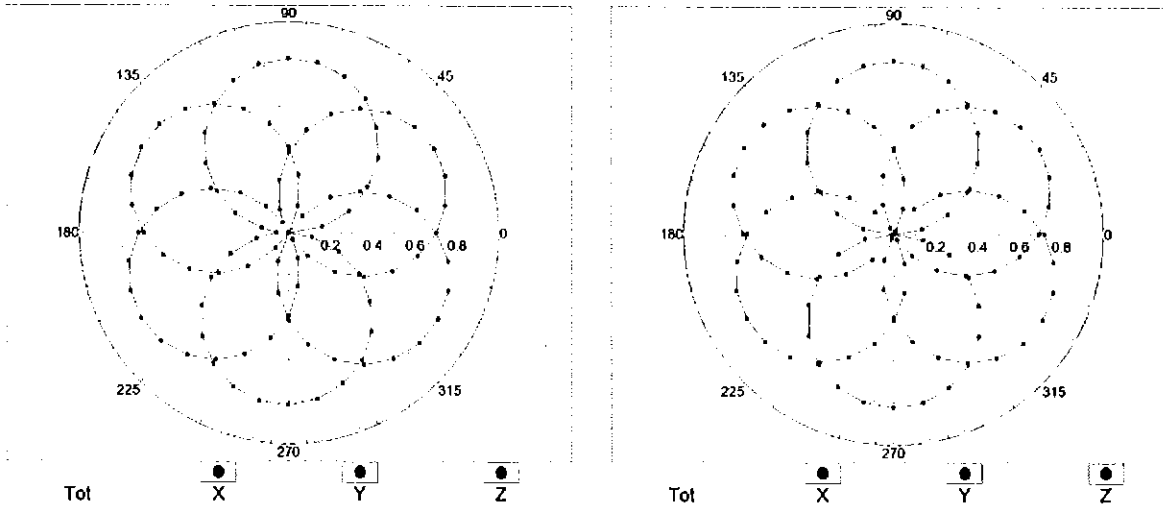


Uncertainty of Frequency Response of E-field:  $\pm 6.3\%$  (k=2)

### Receiving Pattern ( $\phi$ ), $\theta = 0^\circ$

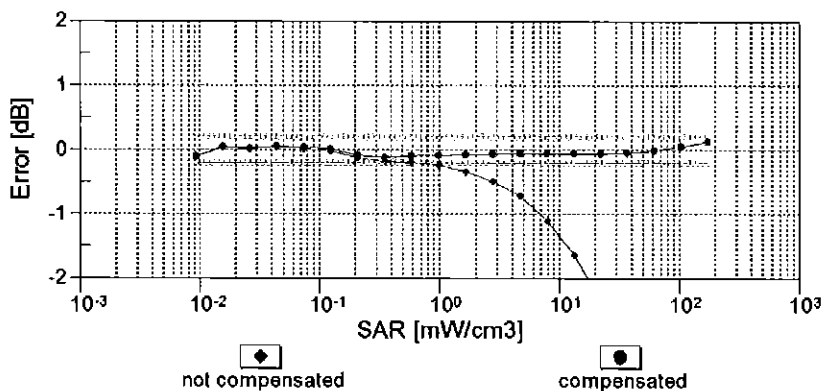
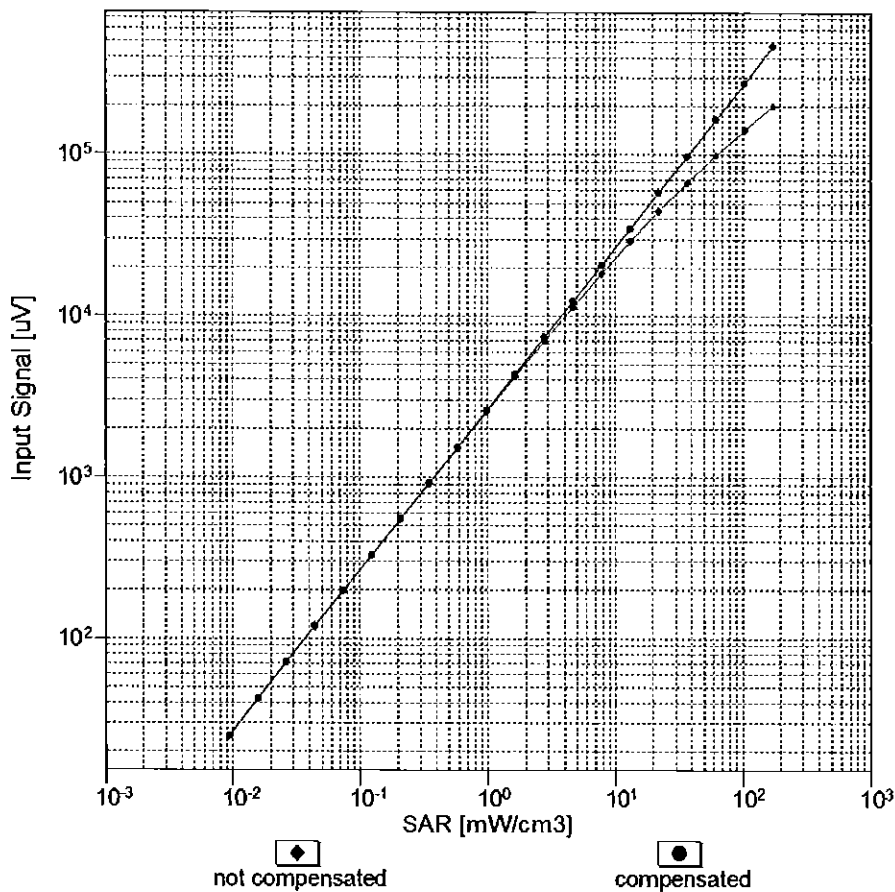
f=600 MHz,TEM

f=1800 MHz,R22



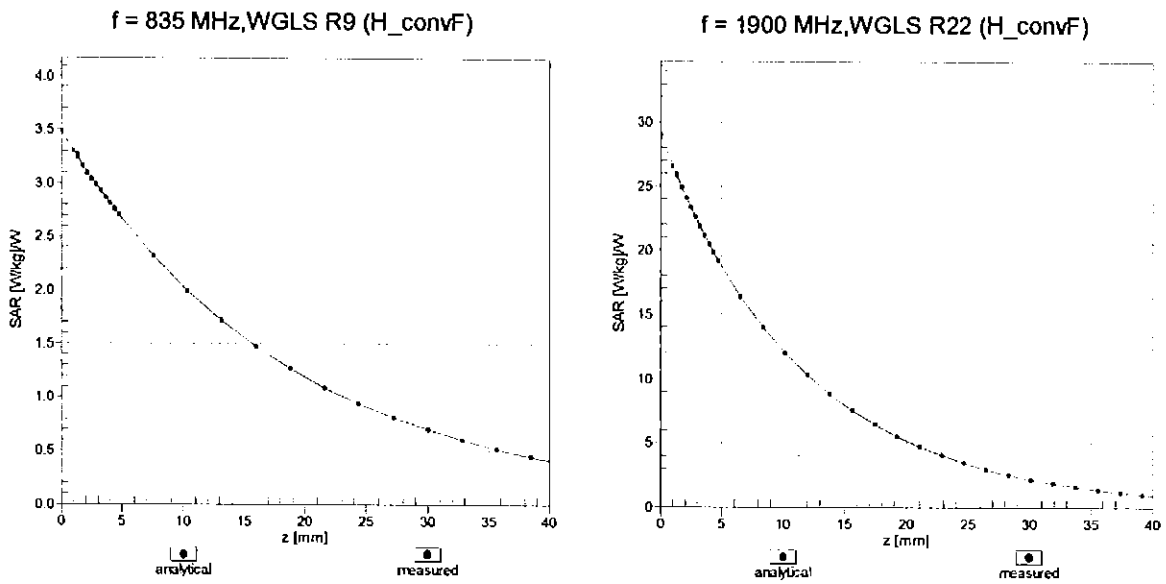
Uncertainty of Axial Isotropy Assessment:  $\pm 0.5\%$  ( $k=2$ )

### Dynamic Range $f(\text{SAR}_{\text{head}})$ (TEM cell, $f_{\text{eval}} = 1900 \text{ MHz}$ )


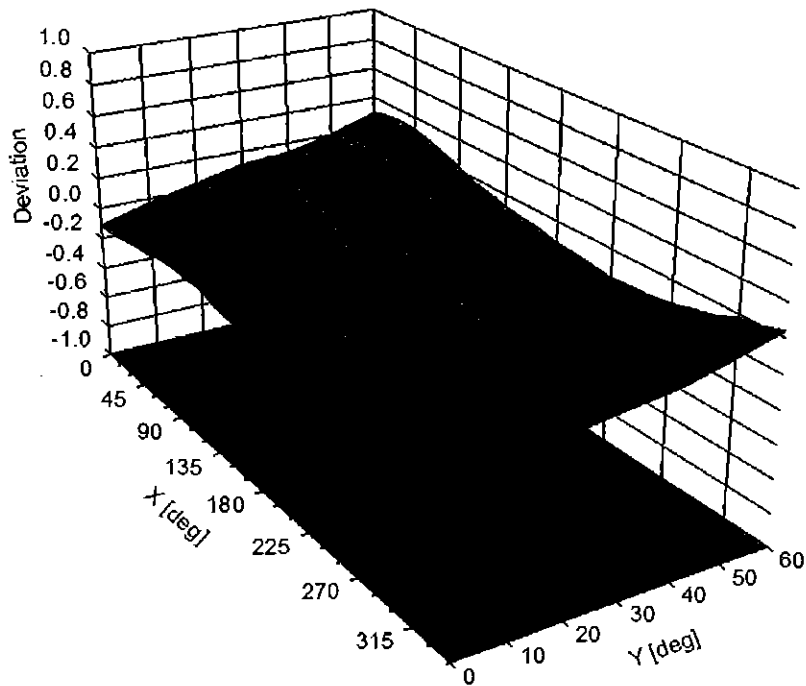


Uncertainty of Linearity Assessment:  $\pm 0.6\%$  ( $k=2$ )

## Conversion Factor Assessment



## Deviation from Isotropy in Liquid Error ( $\phi, \vartheta$ ), f = 900 MHz



Uncertainty of Spherical Isotropy Assessment:  $\pm 2.6\%$  (k=2)



## DASY/EASY - Parameters of Probe: EX3DV4 - SN:7410

### Other Probe Parameters

Sensor Arrangement	Triangular
Connector Angle (°)	1.2
Mechanical Surface Detection Mode	enabled
Optical Surface Detection Mode	disabled
Probe Overall Length	337 mm
Probe Body Diameter	10 mm
Tip Length	9 mm
Tip Diameter	2.5 mm
Probe Tip to Sensor X Calibration Point	1 mm
Probe Tip to Sensor Y Calibration Point	1 mm
Probe Tip to Sensor Z Calibration Point	1 mm
Recommended Measurement Distance from Surface	1.4 mm

**Appendix: Modulation Calibration Parameters**

UID	Communication System Name		A dB	B dB $\sqrt{\mu}$ V	C	D dB	VR mV	Max Unc <sup>E</sup> (k=2)
0	CW	X	0.00	0.00	1.00	0.00	130.7	$\pm 3.5\%$
		Y	0.00	0.00	1.00		146.7	
		Z	0.00	0.00	1.00		132.5	
10010- CAA	SAR Validation (Square, 100ms, 10ms)	X	2.07	65.38	9.86	10.00	20.0	$\pm 9.6\%$
		Y	1.71	64.71	9.07		20.0	
		Z	3.44	71.14	12.92		20.0	
10011- CAB	UMTS-FDD (WCDMA)	X	1.05	67.82	15.62	0.00	150.0	$\pm 9.6\%$
		Y	1.11	68.91	16.28		150.0	
		Z	1.02	66.59	14.94		150.0	
10012- CAB	IEEE 802.11b WiFi 2.4 GHz (DSSS, 1 Mbps)	X	1.16	63.70	15.28	0.41	150.0	$\pm 9.6\%$
		Y	1.18	64.10	15.65		150.0	
		Z	1.17	63.41	15.09		150.0	
10013- CAB	IEEE 802.11g WiFi 2.4 GHz (DSSS-OFDM, 6 Mbps)	X	4.78	66.61	17.05	1.46	150.0	$\pm 9.6\%$
		Y	4.80	66.74	17.21		150.0	
		Z	4.93	66.52	17.11		150.0	
10021- DAC	GSM-FDD (TDMA, GMSK)	X	100.00	111.37	25.72	9.39	50.0	$\pm 9.6\%$
		Y	100.00	111.58	25.35		50.0	
		Z	100.00	117.02	28.59		50.0	
10023- DAC	GPRS-FDD (TDMA, GMSK, TN 0)	X	100.00	110.83	25.53	9.57	50.0	$\pm 9.6\%$
		Y	1707.76	142.54	31.32		50.0	
		Z	100.00	116.46	28.39		50.0	
10024- DAC	GPRS-FDD (TDMA, GMSK, TN 0-1)	X	100.00	111.84	24.81	6.56	60.0	$\pm 9.6\%$
		Y	100.00	114.48	25.68		60.0	
		Z	100.00	118.35	28.09		60.0	
10025- DAC	EDGE-FDD (TDMA, 8PSK, TN 0)	X	3.46	65.17	23.20	12.57	50.0	$\pm 9.6\%$
		Y	5.27	82.06	33.95		50.0	
		Z	3.61	65.78	23.81		50.0	
10026- DAC	EDGE-FDD (TDMA, 8PSK, TN 0-1)	X	6.19	83.69	29.67	9.56	60.0	$\pm 9.6\%$
		Y	7.27	90.43	33.46		60.0	
		Z	7.46	87.49	31.34		60.0	
10027- DAC	GPRS-FDD (TDMA, GMSK, TN 0-1-2)	X	100.00	114.23	25.06	4.80	80.0	$\pm 9.6\%$
		Y	100.00	119.65	27.19		80.0	
		Z	100.00	121.09	28.48		80.0	
10028- DAC	GPRS-FDD (TDMA, GMSK, TN 0-1-2-3)	X	100.00	118.39	26.12	3.55	100.0	$\pm 9.6\%$
		Y	100.00	127.35	29.74		100.0	
		Z	100.00	125.00	29.42		100.0	
10029- DAC	EDGE-FDD (TDMA, 8PSK, TN 0-1-2)	X	4.31	75.70	25.15	7.80	80.0	$\pm 9.6\%$
		Y	4.62	78.76	27.21		80.0	
		Z	5.10	78.80	26.60		80.0	
10030- CAA	IEEE 802.15.1 Bluetooth (GFSK, DH1)	X	100.00	110.42	23.70	5.30	70.0	$\pm 9.6\%$
		Y	100.00	113.76	24.95		70.0	
		Z	100.00	117.44	27.22		70.0	
10031- CAA	IEEE 802.15.1 Bluetooth (GFSK, DH3)	X	100.00	118.50	24.77	1.88	100.0	$\pm 9.6\%$
		Y	100.00	132.66	30.37		100.0	
		Z	100.00	126.29	28.44		100.0	

10032-CAA	IEEE 802.15.1 Bluetooth (GFSK, DH5)	X	100.00	133.47	29.67	1.17	100.0	± 9.6 %
		Y	100.00	157.48	38.89		100.0	
		Z	100.00	136.04	31.29		100.0	
10033-CAA	IEEE 802.15.1 Bluetooth (PI/4-DQPSK, DH1)	X	8.66	91.15	24.16	5.30	70.0	± 9.6 %
		Y	61.92	124.81	33.89		70.0	
		Z	18.44	105.53	29.79		70.0	
10034-CAA	IEEE 802.15.1 Bluetooth (PI/4-DQPSK, DH3)	X	2.66	76.47	17.66	1.88	100.0	± 9.6 %
		Y	4.91	85.76	21.28		100.0	
		Z	3.14	79.12	19.77		100.0	
10035-CAA	IEEE 802.15.1 Bluetooth (PI/4-DQPSK, DH5)	X	1.87	72.76	15.96	1.17	100.0	± 9.6 %
		Y	2.71	78.22	18.36		100.0	
		Z	2.01	73.50	17.25		100.0	
10036-CAA	IEEE 802.15.1 Bluetooth (8-DPSK, DH1)	X	12.89	97.56	26.18	5.30	70.0	± 9.6 %
		Y	100.00	133.04	35.90		70.0	
		Z	33.52	115.95	32.67		70.0	
10037-CAA	IEEE 802.15.1 Bluetooth (8-DPSK, DH3)	X	2.40	75.20	17.16	1.88	100.0	± 9.6 %
		Y	4.17	83.65	20.57		100.0	
		Z	2.91	78.15	19.38		100.0	
10038-CAA	IEEE 802.15.1 Bluetooth (8-DPSK, DH5)	X	1.89	73.11	16.24	1.17	100.0	± 9.6 %
		Y	2.73	78.67	18.67		100.0	
		Z	2.03	73.85	17.51		100.0	
10039-CAB	CDMA2000 (1xRTT, RC1)	X	1.93	73.30	15.79	0.00	150.0	± 9.6 %
		Y	2.16	74.82	16.50		150.0	
		Z	1.82	71.39	15.74		150.0	
10042-CAB	IS-54 / IS-136 FDD (TDMA/FDM, PI/4-DQPSK, Halfrate)	X	100.00	108.18	23.51	7.78	50.0	± 9.6 %
		Y	100.00	108.75	23.44		50.0	
		Z	100.00	113.77	26.32		50.0	
10044-CAA	IS-91/EIA/TIA-553 FDD (FDMA, FM)	X	0.00	97.63	1.20	0.00	150.0	± 9.6 %
		Y	0.00	97.90	0.75		150.0	
		Z	0.00	95.09	2.63		150.0	
10048-CAA	DECT (TDD, TDMA/FDM, GFSK, Full Slot, 24)	X	29.38	92.85	22.01	13.80	25.0	± 9.6 %
		Y	100.00	106.19	24.33		25.0	
		Z	100.00	113.54	28.60		25.0	
10049-CAA	DECT (TDD, TDMA/FDM, GFSK, Double Slot, 12)	X	92.32	108.50	25.07	10.79	40.0	± 9.6 %
		Y	100.00	108.13	24.14		40.0	
		Z	100.00	114.66	27.93		40.0	
10056-CAA	UMTS-TDD (TD-SCDMA, 1.28 Mcps)	X	28.80	103.53	27.62	9.03	50.0	± 9.6 %
		Y	100.00	125.87	33.73		50.0	
		Z	90.56	125.80	34.77		50.0	
10058-DAC	EDGE-FDD (TDMA, 8PSK, TN 0-1-2-3)	X	3.55	72.15	22.79	6.55	100.0	± 9.6 %
		Y	3.72	74.09	24.21		100.0	
		Z	4.11	74.59	23.97		100.0	
10059-CAB	IEEE 802.11b WiFi 2.4 GHz (DSSS, 2 Mbps)	X	1.17	64.52	15.76	0.61	110.0	± 9.6 %
		Y	1.20	65.09	16.25		110.0	
		Z	1.19	64.38	15.68		110.0	
10060-CAB	IEEE 802.11b WiFi 2.4 GHz (DSSS, 5.5 Mbps)	X	5.38	97.28	26.54	1.30	110.0	± 9.6 %
		Y	94.12	145.74	39.06		110.0	
		Z	7.25	100.99	27.69		110.0	

10061-CAB	IEEE 802.11b WiFi 2.4 GHz (DSSS, 11 Mbps)	X	2.03	75.84	20.79	2.04	110.0	± 9.6 %
		Y	2.53	80.86	23.32		110.0	
		Z	2.46	78.49	22.05		110.0	
10062-CAB	IEEE 802.11a/h WiFi 5 GHz (OFDM, 6 Mbps)	X	4.60	66.68	16.54	0.49	100.0	± 9.6 %
		Y	4.62	66.77	16.65		100.0	
		Z	4.74	66.54	16.54		100.0	
10063-CAB	IEEE 802.11a/h WiFi 5 GHz (OFDM, 9 Mbps)	X	4.61	66.74	16.62	0.72	100.0	± 9.6 %
		Y	4.63	66.85	16.75		100.0	
		Z	4.75	66.63	16.64		100.0	
10064-CAB	IEEE 802.11a/h WiFi 5 GHz (OFDM, 12 Mbps)	X	4.88	66.97	16.83	0.86	100.0	± 9.6 %
		Y	4.90	67.08	16.96		100.0	
		Z	5.06	66.93	16.89		100.0	
10065-CAB	IEEE 802.11a/h WiFi 5 GHz (OFDM, 18 Mbps)	X	4.74	66.82	16.90	1.21	100.0	± 9.6 %
		Y	4.76	66.95	17.05		100.0	
		Z	4.91	66.81	16.98		100.0	
10066-CAB	IEEE 802.11a/h WiFi 5 GHz (OFDM, 24 Mbps)	X	4.74	66.80	17.04	1.46	100.0	± 9.6 %
		Y	4.77	66.94	17.21		100.0	
		Z	4.93	66.83	17.15		100.0	
10067-CAB	IEEE 802.11a/h WiFi 5 GHz (OFDM, 36 Mbps)	X	5.03	66.98	17.46	2.04	100.0	± 9.6 %
		Y	5.05	67.14	17.66		100.0	
		Z	5.21	66.94	17.57		100.0	
10068-CAB	IEEE 802.11a/h WiFi 5 GHz (OFDM, 48 Mbps)	X	5.05	66.91	17.63	2.55	100.0	± 9.6 %
		Y	5.07	67.08	17.84		100.0	
		Z	5.27	67.04	17.82		100.0	
10069-CAB	IEEE 802.11a/h WiFi 5 GHz (OFDM, 54 Mbps)	X	5.12	66.93	17.81	2.67	100.0	± 9.6 %
		Y	5.15	67.10	18.04		100.0	
		Z	5.34	66.99	17.99		100.0	
10071-CAB	IEEE 802.11g WiFi 2.4 GHz (DSSS/OFDM, 9 Mbps)	X	4.86	66.65	17.32	1.99	100.0	± 9.6 %
		Y	4.89	66.79	17.50		100.0	
		Z	5.01	66.60	17.41		100.0	
10072-CAB	IEEE 802.11g WiFi 2.4 GHz (DSSS/OFDM, 12 Mbps)	X	4.82	66.89	17.50	2.30	100.0	± 9.6 %
		Y	4.84	67.05	17.70		100.0	
		Z	4.99	66.92	17.63		100.0	
10073-CAB	IEEE 802.11g WiFi 2.4 GHz (DSSS/OFDM, 18 Mbps)	X	4.86	67.00	17.79	2.83	100.0	± 9.6 %
		Y	4.89	67.17	18.02		100.0	
		Z	5.04	67.03	17.94		100.0	
10074-CAB	IEEE 802.11g WiFi 2.4 GHz (DSSS/OFDM, 24 Mbps)	X	4.85	66.87	17.91	3.30	100.0	± 9.6 %
		Y	4.86	67.04	18.15		100.0	
		Z	5.01	66.88	18.08		100.0	
10075-CAB	IEEE 802.11g WiFi 2.4 GHz (DSSS/OFDM, 36 Mbps)	X	4.86	66.89	18.16	3.82	90.0	± 9.6 %
		Y	4.87	67.06	18.42		90.0	
		Z	5.04	67.00	18.40		90.0	
10076-CAB	IEEE 802.11g WiFi 2.4 GHz (DSSS/OFDM, 48 Mbps)	X	4.88	66.70	18.29	4.15	90.0	± 9.6 %
		Y	4.89	66.85	18.55		90.0	
		Z	5.03	66.71	18.47		90.0	
10077-CAB	IEEE 802.11g WiFi 2.4 GHz (DSSS/OFDM, 54 Mbps)	X	4.91	66.76	18.38	4.30	90.0	± 9.6 %
		Y	4.91	66.91	18.65		90.0	
		Z	5.05	66.76	18.56		90.0	