

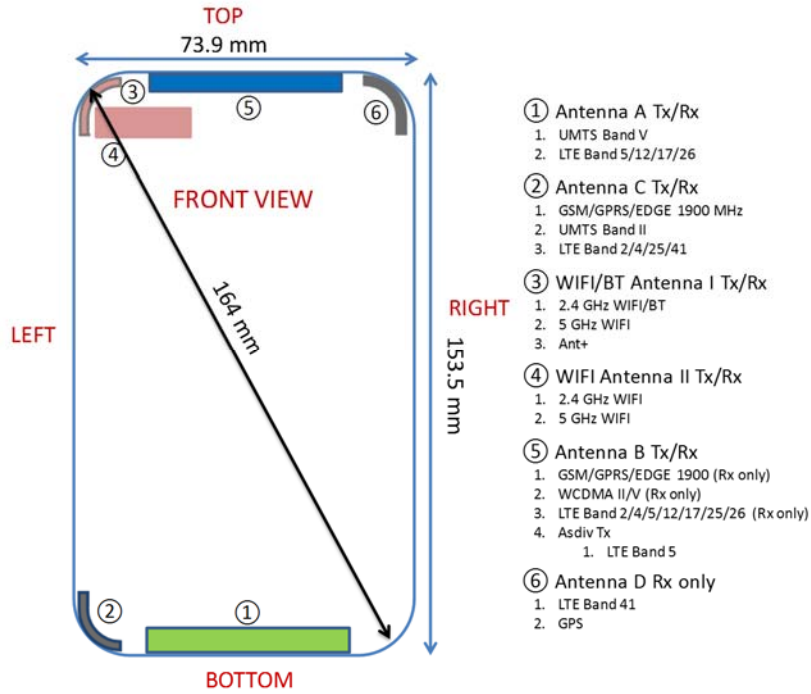


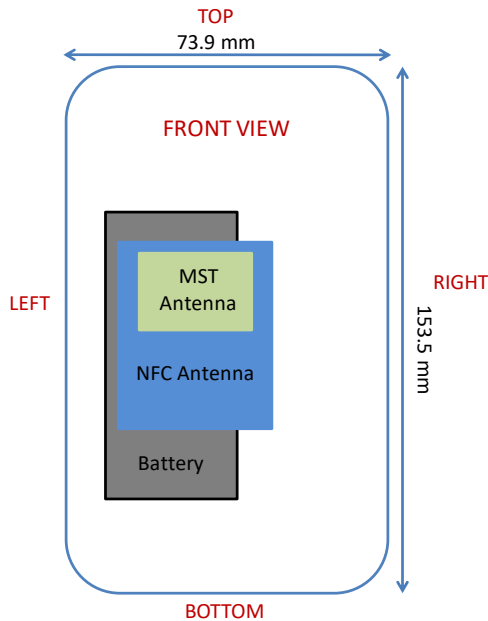
APPENDIX F: DUT ANTENNA DIAGRAM & SAR TEST SETUP PHOTOGRAPHS

FCC ID A3LSMN935KOR		SAR EVALUATION REPORT		Reviewed by: Quality Manager
Test Dates: 06/01/16 - 06/30/16; 03/27/17 - 04/10/17	DUT Type: Portable Handset			APPENDIX F: Page 1 of 10






Note: Exact antenna dimensions and separation distances are shown in the Technical Descriptions in the FCC Filing.

**Figure F-1
DUT Antenna Locations**



**Figure F-2
NFC Antenna Locations**



FCC ID A3LSMN935KOR		SAR EVALUATION REPORT		Reviewed by: Quality Manager
Test Dates: 06/01/16 - 06/30/16; 03/27/17 - 04/10/17	DUT Type: Portable Handset			APPENDIX F: Page 2 of 10




SAR Test Setup Photo 1: Right Cheek



SAR Test Setup Photo 2: Right Tilt



FCC ID A3LSMN935KOR		SAR EVALUATION REPORT		Reviewed by: Quality Manager
Test Dates: 06/01/16 - 06/30/16; 03/27/17 - 04/10/17	DUT Type: Portable Handset			APPENDIX F: Page 3 of 10



SAR Test Setup Photo 3: Left Cheek




SAR Test Setup Photo 4: Left Tilt



FCC ID A3LSMN935KOR		SAR EVALUATION REPORT		Reviewed by: Quality Manager
Test Dates: 06/01/16 - 06/30/16; 03/27/17 - 04/10/17	DUT Type: Portable Handset	APPENDIX F: Page 4 of 10		



SAR Test Setup Photo 5: Back Side @ 10 mm



SAR Test Setup Photo 6: Back Side @ 0 mm



FCC ID A3LSMN935KOR		SAR EVALUATION REPORT		Reviewed by: Quality Manager
Test Dates: 06/01/16 - 06/30/16; 03/27/17 - 04/10/17	DUT Type: Portable Handset			APPENDIX F: Page 5 of 10



SAR Test Setup Photo 7: Front Side @ 10 mm



SAR Test Setup Photo 8: Front Side @ 0 mm



FCC ID A3LSMN935KOR		SAR EVALUATION REPORT		Reviewed by: Quality Manager
Test Dates: 06/01/16 - 06/30/16; 03/27/17 - 04/10/17	DUT Type: Portable Handset			APPENDIX F: Page 6 of 10



SAR Test Setup Photo 9: Top Edge @ 10 mm



SAR Test Setup Photo 10: Top Edge @ 0 mm



FCC ID A3LSMN935KOR		SAR EVALUATION REPORT		Reviewed by: Quality Manager
Test Dates: 06/01/16 - 06/30/16; 03/27/17 - 04/10/17	DUT Type: Portable Handset	APPENDIX F: Page 7 of 10		



SAR Test Setup Photo 11: Bottom Edge @ 10 mm



SAR Test Setup Photo 12: Right Edge @ 10 mm



FCC ID A3LSMN935KOR		SAR EVALUATION REPORT		Reviewed by: Quality Manager
Test Dates: 06/01/16 - 06/30/16; 03/27/17 - 04/10/17	DUT Type: Portable Handset	APPENDIX F: Page 8 of 10		



SAR Test Setup Photo 13: Left Edge @ 10 mm





SAR Test Setup Photo 14: Left Edge @ 0 mm

<p>FCC ID A3LSMN935KOR</p>		<p>SAR EVALUATION REPORT</p>		<p>Reviewed by: Quality Manager</p>
<p>Test Dates: 06/01/16 - 06/30/16; 03/27/17 - 04/10/17</p>	<p>DUT Type: Portable Handset</p>	<p>APPENDIX F: Page 9 of 10</p>		



SAR Test Setup Photo 15: Horizontal and Vertical Reference Lines

FCC ID A3LSMN935KOR		SAR EVALUATION REPORT		Reviewed by: Quality Manager
Test Dates: 06/01/16 - 06/30/16; 03/27/17 - 04/10/17	DUT Type: Portable Handset			APPENDIX F: Page 10 of 10