





APPENDIX F: SAR TEST SETUP PHOTOGRAPHS



FCC ID A3LSMN916KOR		SAR EVALUATION REPORT		Reviewed by: Quality Manager
Test Dates: 11/24/14 - 12/23/14	DUT Type: Portable Handset			APPENDIX F: Page 1 of 9




SAR Test Setup Photo 1: Right Cheek




SAR Test Setup Photo 2: Right Tilt



FCC ID A3LSMN916KOR		SAR EVALUATION REPORT	 Reviewed by: Quality Manager
Test Dates: 11/24/14 - 12/23/14	DUT Type: Portable Handset	APPENDIX F: Page 2 of 9	




SAR Test Setup Photo 3: Left Cheek




SAR Test Setup Photo 4: Left Tilt



FCC ID A3LSMN916KOR		SAR EVALUATION REPORT		Reviewed by: Quality Manager
Test Dates: 11/24/14 - 12/23/14	DUT Type: Portable Handset	APPENDIX F: Page 3 of 9		




SAR Test Setup Photo 5: Back Side at 1.0 cm




SAR Test Setup Photo 6: Back Side at 0.0 cm



FCC ID A3LSMN916KOR		SAR EVALUATION REPORT		Reviewed by: Quality Manager
Test Dates: 11/24/14 - 12/23/14	DUT Type: Portable Handset	APPENDIX F: Page 4 of 9		



SAR Test Setup Photo 7: Front Side at 1.0 cm



SAR Test Setup Photo 8: Front Side at 0.0 cm



FCC ID A3LSMN916KOR		SAR EVALUATION REPORT		Reviewed by: Quality Manager
Test Dates: 11/24/14 - 12/23/14	DUT Type: Portable Handset	APPENDIX F: Page 5 of 9		



SAR Test Setup Photo 9: Top Edge at 1.0 cm




SAR Test Setup Photo 10: Top Edge at 0.0 cm



FCC ID A3LSMN916KOR	 <small>ENGINEERING LABORATORY, INC.</small>	SAR EVALUATION REPORT		Reviewed by: Quality Manager
Test Dates: 11/24/14 - 12/23/14	DUT Type: Portable Handset	APPENDIX F: Page 6 of 9		



SAR Test Setup Photo 11: Bottom Edge at 1.0 cm



SAR Test Setup Photo 12: Left Edge at 1.0 cm



FCC ID A3LSMN916KOR		SAR EVALUATION REPORT		Reviewed by: Quality Manager
Test Dates: 11/24/14 - 12/23/14	DUT Type: Portable Handset	APPENDIX F: Page 7 of 9		

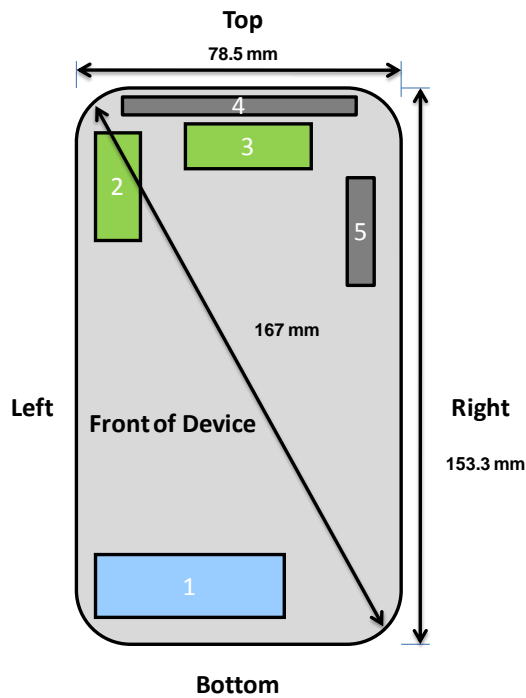


SAR Test Setup Photo 13: Left Edge at 0.0 cm



SAR Test Setup Photo 14: Horizontal and Vertical Reference Lines

FCC ID A3LSMN916KOR		SAR EVALUATION REPORT		Reviewed by: Quality Manager
Test Dates: 11/24/14 - 12/23/14	DUT Type: Portable Handset	APPENDIX F: Page 8 of 9		



1. Main Antenna
 - 1900 MHz GSM/GPRS (Tx/Rx)
 - 850/1900 MHz UMTS (Tx/Rx)
 - LTE B5/B17 (Tx/Rx)
2. BT/WIFI Antenna 1
 - 2.4/5 GHz WIFI (Tx/Rx)
 - 2.4 GHz BT (Tx/Rx)
 - GPS (Rx Only)
3. WIFI Antenna 2
 - 2.4/5 GHz WIFI (Tx/Rx)
4. Sub Antenna
 - LTE B5/B17 (Rx only)
 - 850/1900 MHz UMTS (Rx Only)
5. Sub Antenna
 - LTE Non-US Band (Rx only)

Figure F-1
DUT Antenna Locations

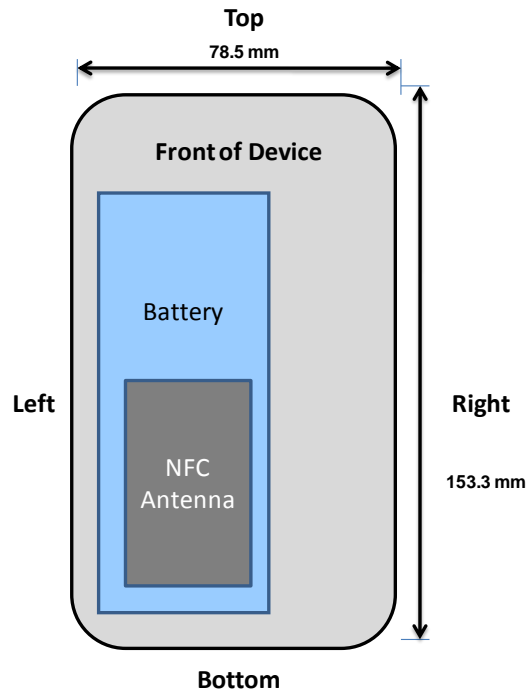




Figure F-2
NFC Antenna Locations

FCC ID A3LSMN916KOR		SAR EVALUATION REPORT		Reviewed by: Quality Manager
Test Dates: 11/24/14 - 12/23/14	DUT Type: Portable Handset			APPENDIX F: Page 9 of 9