




APPENDIX F: SAR TEST SETUP PHOTOGRAPHS



FCC ID A3LSMN915X		SAR EVALUATION REPORT	 Reviewed by: Quality Manager
Test Dates: 08/14/14 - 08/23/14	DUT Type: Portable Handset	APPENDIX F: Page 1 of 6	



SAR Test Setup Photo 1 – Right Cheek




SAR Test Setup Photo 2 – Right Tilt



FCC ID A3LSMN915X		SAR EVALUATION REPORT	 Reviewed by: Quality Manager
Test Dates: 08/14/14 - 08/23/14	DUT Type: Portable Handset	APPENDIX F: Page 2 of 6	




SAR Test Setup Photo 3 – Left Cheek




SAR Test Setup Photo 4 – Left Tilt



FCC ID A3LSMN915X		SAR EVALUATION REPORT		Reviewed by: Quality Manager
Test Dates: 08/14/14 - 08/23/14	DUT Type: Portable Handset	APPENDIX F: Page 3 of 6		



SAR Test Setup Photo 5 – Back at 1.0 cm



SAR Test Setup Photo 6 – Back at 0.0 cm



FCC ID A3LSMN915X		SAR EVALUATION REPORT		Reviewed by: Quality Manager
Test Dates: 08/14/14 - 08/23/14	DUT Type: Portable Handset	APPENDIX F: Page 4 of 6		



SAR Test Setup Photo 7 – Front at 0.0 cm

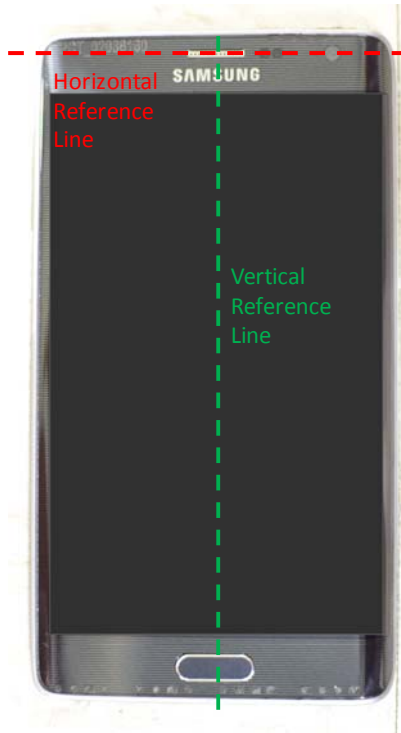


SAR Test Setup Photo 8 – Top at 0.0 cm



FCC ID A3LSMN915X		SAR EVALUATION REPORT	 Reviewed by: Quality Manager
Test Dates: 08/14/14 - 08/23/14	DUT Type: Portable Handset	APPENDIX F: Page 5 of 6	



SAR Test Setup Photo 9 – Left at 0.0 cm



SAR Test Setup Photo 10 – Horizontal and Vertical Reference Lines

FCC ID A3LSMN915X		SAR EVALUATION REPORT		Reviewed by: Quality Manager
Test Dates: 08/14/14 - 08/23/14	DUT Type: Portable Handset	APPENDIX F: Page 6 of 6		