




# APPENDIX F: SAR TEST SETUP PHOTOGRAPHS



<b>FCC ID:</b> A3LSMN910H	 <b>PCTEST</b> ENGINEERING LABORATORY, INC.	<b>SAR EVALUATION REPORT</b>		<b>Reviewed by:</b> Quality Manager
<b>Test Dates:</b> 07/28/14 – 08/14/14	<b>DUT Type:</b> Portable Handset			<b>APPENDIX F:</b> Page 1 of 9




**SAR Test Setup Photo 1: Right Cheek**




**SAR Test Setup Photo 2: Right Tilt**



<b>FCC ID:</b> A3LSMN910H	 <small>ENGINEERING LABORATORY, INC.</small>	<b>SAR EVALUATION REPORT</b>	 <b>Reviewed by:</b> Quality Manager
<b>Test Dates:</b> 07/28/14 – 08/14/14	<b>DUT Type:</b> Portable Handset	<b>APPENDIX F:</b> Page 2 of 9	

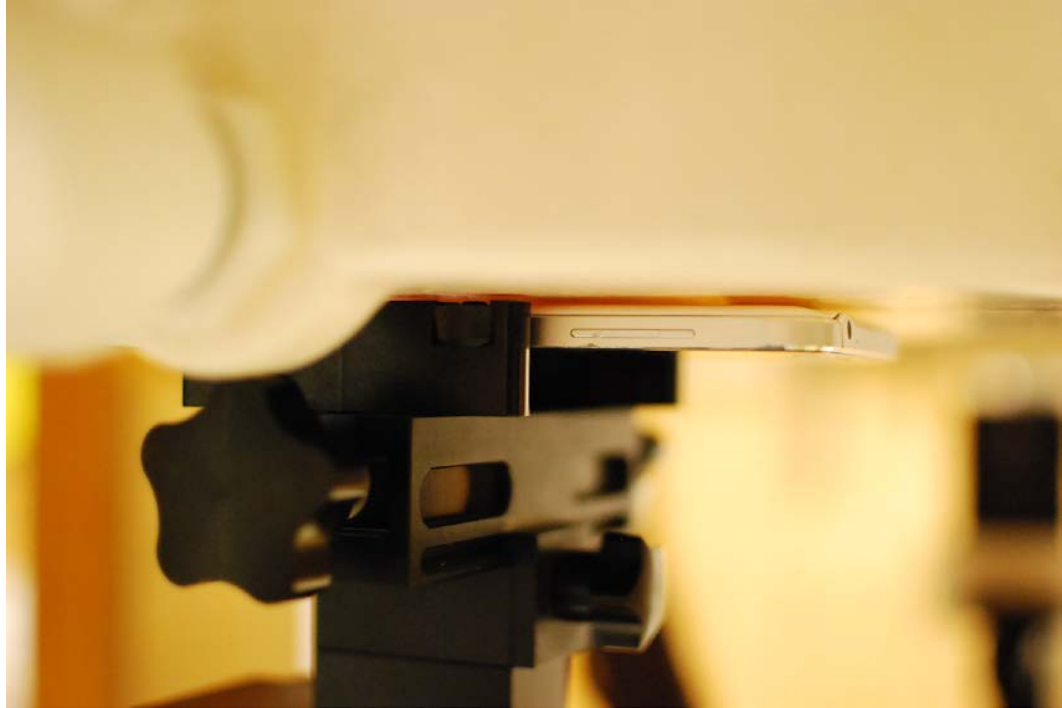


**SAR Test Setup Photo 3: Left Cheek**

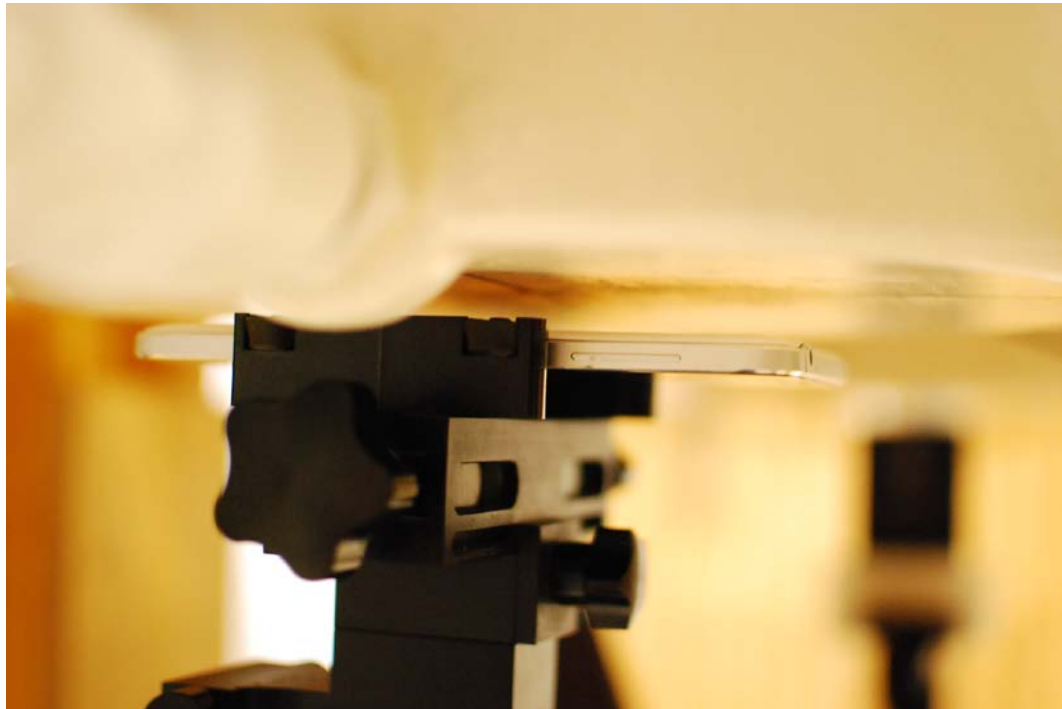


**SAR Test Setup Photo 4: Left Tilt**



<b>FCC ID:</b> A3LSMN910H	 <small>ENGINEERING LABORATORY, INC.</small>	<b>SAR EVALUATION REPORT</b>	 <b>Reviewed by:</b> Quality Manager
<b>Test Dates:</b> 07/28/14 – 08/14/14	<b>DUT Type:</b> Portable Handset	<b>APPENDIX F:</b> Page 3 of 9	



**SAR Test Setup Photo 5: Back Side at 0.0 cm (Extremity)**




**SAR Test Setup Photo 6: Back Side at 1.0 cm (Hotspot & Body-worn)**



<b>FCC ID:</b> A3LSMN910H	 <small>ENGINEERING LABORATORY, INC.</small>	<b>SAR EVALUATION REPORT</b>	 <b>Reviewed by:</b> Quality Manager
<b>Test Dates:</b> 07/28/14 – 08/14/14	<b>DUT Type:</b> Portable Handset	<b>APPENDIX F:</b> Page 4 of 9	



**SAR Test Setup Photo 7: Front Side at 0.0 cm (Extremity)**



**SAR Test Setup Photo 8: Front Side at 1.0 cm (Hotspot)**



<b>FCC ID:</b> A3LSMN910H		<b>SAR EVALUATION REPORT</b>		<b>Reviewed by:</b> Quality Manager
<b>Test Dates:</b> 07/28/14 – 08/14/14	<b>DUT Type:</b> Portable Handset			<b>APPENDIX F:</b> Page 5 of 9



**SAR Test Setup Photo 9: Top Edge at 0.0 cm (Extremity)**



**SAR Test Setup Photo 10: Top Edge at 1.0 cm (Hotspot)**



<b>FCC ID:</b> A3LSMN910H	 <small>ENGINEERING LABORATORY, INC.</small>	<b>SAR EVALUATION REPORT</b>	 <b>Reviewed by:</b> Quality Manager
<b>Test Dates:</b> 07/28/14 – 08/14/14	<b>DUT Type:</b> Portable Handset	<b>APPENDIX F:</b> Page 6 of 9	



**SAR Test Setup Photo 11: Bottom Edge at 1.0 cm (Hotspot)**



**SAR Test Setup Photo 12: Right Edge at 1.0 cm (Hotspot)**



<b>FCC ID:</b> A3LSMN910H	 <small>ENGINEERING LABORATORY, INC.</small>	<b>SAR EVALUATION REPORT</b>	 <b>Reviewed by:</b> Quality Manager
<b>Test Dates:</b> 07/28/14 – 08/14/14	<b>DUT Type:</b> Portable Handset	<b>APPENDIX F:</b> Page 7 of 9	




**SAR Test Setup Photo 13: Left Edge at 0.0 cm (Extremity)**




**SAR Test Setup Photo 14: Left Edge at 1.0 cm (Hotspot)**

<b>FCC ID:</b> A3LSMN910H	 <small>ENGINEERING LABORATORY, INC.</small>	<b>SAR EVALUATION REPORT</b>		<b>Reviewed by:</b> Quality Manager
<b>Test Dates:</b> 07/28/14 – 08/14/14	<b>DUT Type:</b> Portable Handset			<b>APPENDIX F:</b> Page 8 of 9



**SAR Test Setup Photo 15: DUT Reference Lines**

<b>FCC ID:</b> A3LSMN910H		<b>SAR EVALUATION REPORT</b>	<b>Reviewed by:</b> Quality Manager
<b>Test Dates:</b> 07/28/14 – 08/14/14	<b>DUT Type:</b> Portable Handset	<b>APPENDIX F:</b> Page 9 of 9	