

13. TEST SETUP PHOTOGRAPHS



FCC ID: A3LSMN900T		HAC (T-COIL) TEST REPORT		Reviewed by: Quality Manager
Filename: 0Y1309041796.A3L	Test Dates: 9/16/2013	EUT Type: Portable Handset	Page 38 of 40	



Figure 13-1
Test Setup for Wireless Device






Figure 13-2
Test Setup for Wireless Device

FCC ID: A3LSMN900T	 <small>ENGINEERING LABORATORY, INC.</small>	HAC (T-COIL) TEST REPORT	 Reviewed by: Quality Manager
Filename: 0Y1309041796.A3L	Test Dates: 9/16/2013	EUT Type: Portable Handset	Page 39 of 40





Axial

Radial (Transverse)

**Figure 13-3
T-Coil Scan Overlay Magnetic Field Distributions**

Note: Final measurement locations are indicated by a cursor on the contour plots.

FCC ID: A3LSMN900T	 <small>ENGINEERING LABORATORY, INC.</small>	HAC (T-COIL) TEST REPORT	 Reviewed by: Quality Manager
Filename: 0Y1309041796.A3L	Test Dates: 9/16/2013	EUT Type: Portable Handset	Page 40 of 40