

18. TEST PHOTOGRAPHS

See following Attached Pages for setup photographs.



FCC ID: A3LSMN900T	 PCTEST ENGINEERING LABORATORY, INC.	HAC (RF EMISSIONS) TEST REPORT		Reviewed by: Quality Manager
Filename: 0Y1309041795.A3L	Test Dates: September 5-11, 2013	EUT Type: Portable Handset	Page 61 of 63	



Figure 18-1
Ear Reference Point HAC Phantom Alignment






Figure 18-2
HAC Phantom Plane Alignment

FCC ID: A3LSMN900T		HAC (RF EMISSIONS) TEST REPORT		Reviewed by: Quality Manager
Filename: 0Y1309041795.A3L	Test Dates: September 5-11, 2013	EUT Type: Portable Handset	Page 62 of 63	

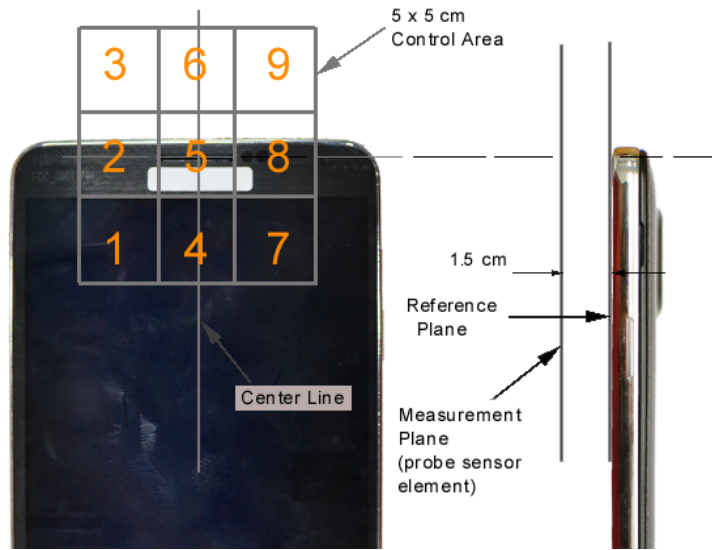




Figure 18-3 5x5 Scan grid above WD



Figure 18-4 E-Field WD Scan overlay

FCC ID: A3LSMN900T	 PCTEST ENGINEERING LABORATORY, INC.	HAC (RF EMISSIONS) TEST REPORT		Reviewed by: Quality Manager
Filename: 0Y1309041795.A3L	Test Dates: September 5-11, 2013	EUT Type: Portable Handset		Page 63 of 63