




APPENDIX F: SAR TEST SETUP PHOTOGRAPHS



FCC ID A3LSMN900P		SAR EVALUATION REPORT		Reviewed by: Quality Manager
Test Dates: 06/03/14 - 06/18/14	DUT Type: Portable Handset			APPENDIX F: Page 1 of 6



SAR Test Setup Photo 1 – Right Cheek




SAR Test Setup Photo 2 – Right Tilt



FCC ID A3LSMN900P		SAR EVALUATION REPORT		Reviewed by: Quality Manager
Test Dates: 06/03/14 - 06/18/14	DUT Type: Portable Handset	APPENDIX F: Page 2 of 6		




SAR Test Setup Photo 3 – Left Cheek




SAR Test Setup Photo 4 – Left Cheek with Wireless Charging Cover



FCC ID A3LSMN900P		SAR EVALUATION REPORT		Reviewed by: Quality Manager
Test Dates: 06/03/14 - 06/18/14	DUT Type: Portable Handset			APPENDIX F: Page 3 of 6




SAR Test Setup Photo 5 – Left Tilt



SAR Test Setup Photo 6 – Back Side at 1.0 cm



FCC ID A3LSMN900P		SAR EVALUATION REPORT		Reviewed by: Quality Manager
Test Dates: 06/03/14 - 06/18/14	DUT Type: Portable Handset	APPENDIX F: Page 4 of 6		




SAR Test Setup Photo 7 – Back Side at 1.0 cm with Wireless Charging Cover



SAR Test Setup Photo 8 – Front Side at 1.0 cm



FCC ID A3LSMN900P		SAR EVALUATION REPORT		Reviewed by: Quality Manager
Test Dates: 06/03/14 - 06/18/14	DUT Type: Portable Handset	APPENDIX F: Page 5 of 6		



SAR Test Setup Photo 9 – Right Edge at 1.0 cm



SAR Test Setup Photo 10 – Horizontal and Vertical Reference Lines

FCC ID A3LSMN900P		SAR EVALUATION REPORT		Reviewed by: Quality Manager
Test Dates: 06/03/14 - 06/18/14	DUT Type: Portable Handset	APPENDIX F: Page 6 of 6		