

18. TEST PHOTOGRAPHS

See following Attached Pages for setup photographs.



| | | | | |
|--------------------------------------|---|---------------------------------------|---|--|
| FCC ID: A3LSMN900P |  PCTEST ENGINEERING LABORATORY, INC. | HAC (RF EMISSIONS) TEST REPORT |  | Reviewed by: Quality Manager |
| Filename: 0Y1307181304.A3L | Test Dates: August 12-15, 2013 | EUT Type: Portable Handset | | Page 65 of 67 |



Figure 18-1
Ear Reference Point HAC Phantom Alignment






Figure 18-2
HAC Phantom Plane Alignment

| | | | | |
|-------------------------------|---|--------------------------------|---|---------------------------------|
| FCC ID: A3LSMN900P |  | HAC (RF EMISSIONS) TEST REPORT |  | Reviewed by: Quality Manager |
| Filename: 0Y1307181304.A3L | Test Dates: August 12-15, 2013 | EUT Type: Portable Handset | Page 66 of 67 | |

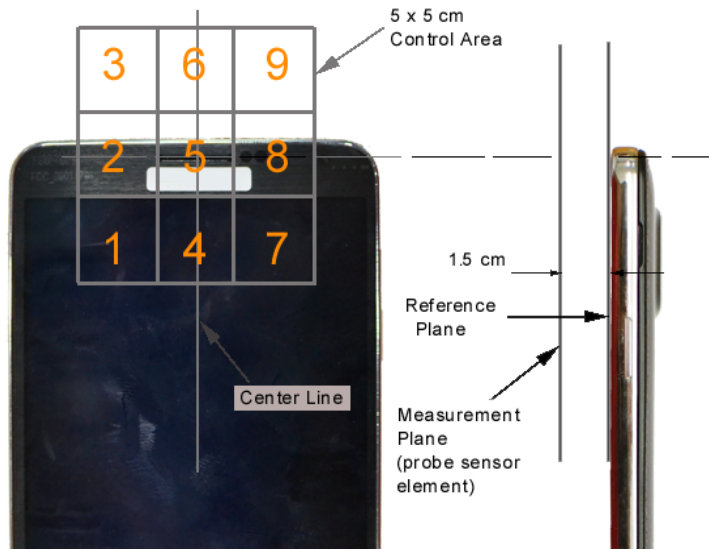




Figure 18-3 5x5 Scan grid above WD



Figure 18-4 E-Field WD Scan overlay

| | | | | |
|-------------------------------|---|--------------------------------|---|---------------------------------|
| FCC ID: A3LSMN900P |  | HAC (RF EMISSIONS) TEST REPORT |  | Reviewed by: Quality Manager |
| Filename: 0Y1307181304.A3L | Test Dates: August 12-15, 2013 | EUT Type: Portable Handset | Page 67 of 67 | |