



APPENDIX F: SAR TEST SETUP PHOTOGRAPHS


FCC ID: A3LSMN900A	 PCTEST ENGINEERING LABORATORY, INC.	SAR EVALUATION REPORT	Reviewed by: Quality Manager
Test Dates: 01/23/14 - 01/28/14	DUT Type: Portable Handset		APPENDIX F: Page 1 of 6




SAR Test Setup Photo 1: Right Cheek




SAR Test Setup Photo 2: Right Tilt


FCC ID: A3LSMN900A		SAR EVALUATION REPORT	Reviewed by: Quality Manager
Test Dates: 01/23/14 - 01/28/14	DUT Type: Portable Handset	APPENDIX F: Page 2 of 6	



SAR Test Setup Photo 3: Left Cheek



SAR Test Setup Photo 4: Left Tilt


FCC ID: A3LSMN900A		SAR EVALUATION REPORT	Reviewed by: Quality Manager
Test Dates: 01/23/14 - 01/28/14	DUT Type: Portable Handset	APPENDIX F: Page 3 of 6	



SAR Test Setup Photo 5: Back Side at 1.0 cm



SAR Test Setup Photo 6: Front Side at 1.0 cm


FCC ID: A3LSMN900A		SAR EVALUATION REPORT	Reviewed by: Quality Manager
Test Dates: 01/23/14 - 01/28/14	DUT Type: Portable Handset	APPENDIX F: Page 4 of 6	



SAR Test Setup Photo 7: Bottom Edge at 1.0 cm




SAR Test Setup Photo 8: Left Edge at 1.0 cm

FCC ID: A3LSMN900A		SAR EVALUATION REPORT	Reviewed by: Quality Manager
Test Dates: 01/23/14 - 01/28/14	DUT Type: Portable Handset	APPENDIX F: Page 5 of 6	



SAR Test Setup Photo 9: Horizontal and Vertical Reference Lines

FCC ID: A3LSMN900A		SAR EVALUATION REPORT	Reviewed by: Quality Manager
Test Dates: 01/23/14 - 01/28/14	DUT Type: Portable Handset		APPENDIX F: Page 6 of 6