




APPENDIX F: SAR TEST SETUP PHOTOGRAPHS



FCC ID A3LSMN9009	 PCTEST <small>ENGINEERING LABORATORY, INC.</small>	SAR EVALUATION REPORT		Reviewed by: Quality Manager
Test Dates: 07/29/13 - 08/21/13	DUT Type: Portable Handset			APPENDIX F: Page 1 of 8




SAR Test Setup Photo 1: Right Cheek




SAR Test Setup Photo 2: Right Tilt



FCC ID A3LSMN9009		SAR EVALUATION REPORT		Reviewed by: Quality Manager
Test Dates: 07/29/13 - 08/21/13	DUT Type: Portable Handset			APPENDIX F: Page 2 of 8



SAR Test Setup Photo 3: Left Cheek



SAR Test Setup Photo 4: Left Tilt



FCC ID A3LSMN9009		SAR EVALUATION REPORT		Reviewed by: Quality Manager
Test Dates: 07/29/13 - 08/21/13	DUT Type: Portable Handset			APPENDIX F: Page 3 of 8



SAR Test Setup Photo 5: Back Side at 1.0 cm



SAR Test Setup Photo 6: Back Side at 0.0 cm



FCC ID A3LSMN9009		SAR EVALUATION REPORT		Reviewed by: Quality Manager
Test Dates: 07/29/13 - 08/21/13	DUT Type: Portable Handset			APPENDIX F: Page 4 of 8



SAR Test Setup Photo 7: Front Side at 1.0 cm



SAR Test Setup Photo 8: Front Side at 0.0 cm



FCC ID A3LSMN9009		SAR EVALUATION REPORT		Reviewed by: Quality Manager
Test Dates: 07/29/13 - 08/21/13	DUT Type: Portable Handset			APPENDIX F: Page 5 of 8



SAR Test Setup Photo 9: Top Edge at 1.0 cm



SAR Test Setup Photo 10: Bottom Edge at 1.0 cm



FCC ID A3LSMN9009		SAR EVALUATION REPORT		Reviewed by: Quality Manager
Test Dates: 07/29/13 - 08/21/13	DUT Type: Portable Handset			APPENDIX F: Page 6 of 8



SAR Test Setup Photo 11: Right Edge at 1.0 cm




SAR Test Setup Photo 12: Right Edge at 0.0 cm



FCC ID A3LSMN9009		SAR EVALUATION REPORT		Reviewed by: Quality Manager
Test Dates: 07/29/13 - 08/21/13	DUT Type: Portable Handset			APPENDIX F: Page 7 of 8



SAR Test Setup Photo 13: Left Edge at 1.0 cm



SAR Test Setup Photo 14: Horizontal and Vertical Reference Lines

FCC ID A3LSMN9009	 PCTEST ENGINEERING LABORATORY, INC.	SAR EVALUATION REPORT		Reviewed by: Quality Manager
Test Dates: 07/29/13 - 08/21/13	DUT Type: Portable Handset			APPENDIX F: Page 8 of 8