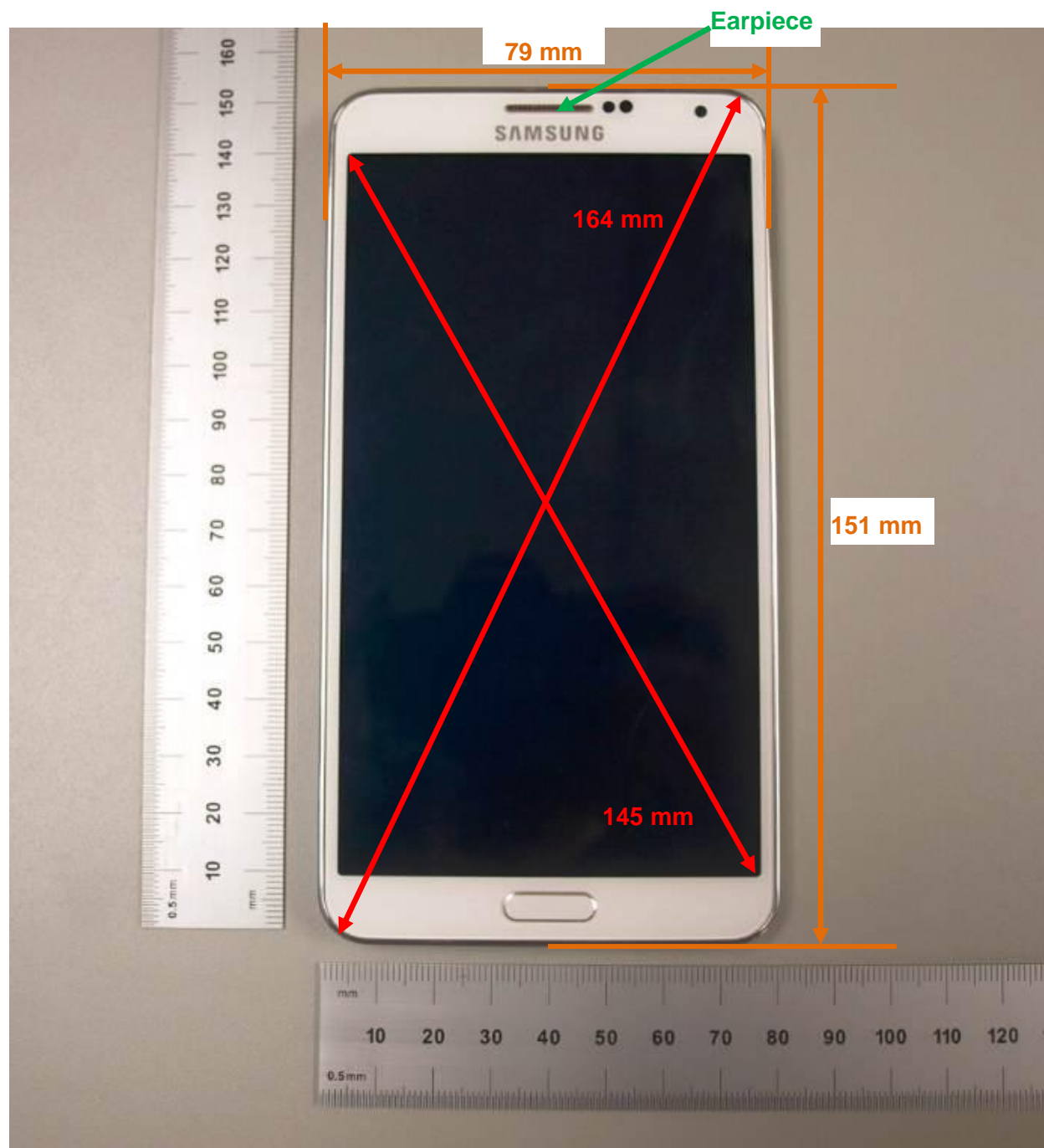


DUT and SAR Set-up Photos

Overall Dimensions



Front View of the DUT



Rear View of the DUT



Setup Photos

Handset Vertical and Horizontal Reference Lines


Vertical
Center Line




Horizontal
Line

Head Exposure Conditions


Left Touch




Left Tilt (15°)



Right Touch




Right Tilt (15°)




Body-worn Accessory & Hotspot mode Exposure Conditions

Rear



Front




Hotspot Exposure Conditions

Edge 1




Edge 2



Edge 3



Edge 4



Antenna Locations & Separation Distances

- ❶ BT/Wi-Fi Antenna
- ❷ W-CDMA Band II
- ❸ Main Antenna (Tx/Rx)
 - GSM 850/1900
 - W-CDMA Band V

