

10. SETUP PHOTOS

RADIATED EMISSION BELOW 30 MHz

FACE ON







FACE OFF






RADIATED EMISSION ABOVE 30 MHz





TEMPERATURE CHAMBER ENVIRONMENT



AC MAINS LINE CONDUCTED EMISSION





END OF REPORT