




# APPENDIX F: SAR TEST SETUP PHOTOGRAPHS



<b>FCC ID:</b> A3LSMN900	 <b>PCTEST</b> <small>ENGINEERING LABORATORY, INC.</small>	<b>SAR EVALUATION REPORT</b>		<b>Reviewed by:</b> Quality Manager
<b>Test Dates:</b> 07/22/13 - 07/25/13	<b>DUT Type:</b> Portable Handset			<b>APPENDIX F:</b> Page 1 of 9




**SAR Test Setup Photo 1 - Right Cheek**




**SAR Test Setup Photo 2 - Right Tilt**



<b>FCC ID:</b> A3LSMN900		<b>SAR EVALUATION REPORT</b>		<b>Reviewed by:</b> Quality Manager
<b>Test Dates:</b> 07/22/13 - 07/25/13	<b>DUT Type:</b> Portable Handset			<b>APPENDIX F:</b> Page 2 of 9



**SAR Test Setup Photo 3 - Left Cheek**



**SAR Test Setup Photo 4 - Left Tilt**



<b>FCC ID:</b> A3LSMN900		<b>SAR EVALUATION REPORT</b>		<b>Reviewed by:</b> Quality Manager
<b>Test Dates:</b> 07/22/13 - 07/25/13	<b>DUT Type:</b> Portable Handset			<b>APPENDIX F:</b> Page 3 of 9



**SAR Test Setup Photo 5 - Back Side at 1.0 cm**



**SAR Test Setup Photo 6 - Back Side at 0.0 cm**



<b>FCC ID:</b> A3LSMN900		<b>SAR EVALUATION REPORT</b>		<b>Reviewed by:</b> Quality Manager
<b>Test Dates:</b> 07/22/13 - 07/25/13	<b>DUT Type:</b> Portable Handset			<b>APPENDIX F:</b> Page 4 of 9



**SAR Test Setup Photo 7 - Front Side at 1.0 cm**



**SAR Test Setup Photo 8 - Front Side at 1.0 cm**



<b>FCC ID:</b> A3LSMN900		<b>SAR EVALUATION REPORT</b>		<b>Reviewed by:</b> Quality Manager
<b>Test Dates:</b> 07/22/13 - 07/25/13	<b>DUT Type:</b> Portable Handset			<b>APPENDIX F:</b> Page 5 of 9



**SAR Test Setup Photo 9 - Top Edge at 1.0 cm**



**SAR Test Setup Photo 10 - Top Edge at 0.0 cm**



<b>FCC ID:</b> A3LSMN900		<b>SAR EVALUATION REPORT</b>		<b>Reviewed by:</b> Quality Manager
<b>Test Dates:</b> 07/22/13 - 07/25/13	<b>DUT Type:</b> Portable Handset			<b>APPENDIX F:</b> Page 6 of 9



**SAR Test Setup Photo 11 - Bottom Edge at 1.0 cm**



**SAR Test Setup Photo 12 - Right Edge at 1.0 cm**

<b>FCC ID:</b> A3LSMN900		<b>SAR EVALUATION REPORT</b>		<b>Reviewed by:</b> Quality Manager
<b>Test Dates:</b> 07/22/13 - 07/25/13	<b>DUT Type:</b> Portable Handset			<b>APPENDIX F:</b> Page 7 of 9







**SAR Test Setup Photo 13 - Right Edge at 0.0 cm**





**SAR Test Setup Photo 14 - Left Edge at 1.0 cm**

<b>FCC ID:</b> A3LSMN900		<b>SAR EVALUATION REPORT</b>		<b>Reviewed by:</b> Quality Manager
<b>Test Dates:</b> 07/22/13 - 07/25/13	<b>DUT Type:</b> Portable Handset			<b>APPENDIX F:</b> Page 8 of 9





**SAR Test Setup Photo 15 - Horizontal and Vertical Reference Lines**

<b>FCC ID:</b> A3LSMN900		<b>SAR EVALUATION REPORT</b>		<b>Reviewed by:</b> Quality Manager
<b>Test Dates:</b> 07/22/13 - 07/25/13	<b>DUT Type:</b> Portable Handset			<b>APPENDIX F:</b> Page 9 of 9