

GSM850 3 slots

Frequency: 836.6 MHz; Duty Cycle: 1:2.60016; Room Ambient Temperature: 24.0°C; Liquid Temperature: 23.0°C
 Medium parameters used (interpolated): $f = 836.6$ MHz; $\sigma = 0.936$ S/m; $\epsilon_r = 41.289$; $\rho = 1000$ kg/m³

DASY5 Configuration:

- Area Scan Setting: Find Secondary Maximum Within: 2.0 dB and with a peak SAR value greater than 0.0012W/kg
- Electronics: DAE4 Sn1359; Calibrated: 2/15/2019
- Probe: EX3DV4 - SN7483; ConvF(9.76, 9.76, 9.76) @ 836.6 MHz; Calibrated: 11/14/2018
- Sensor-Surface: 1.4mm (Mechanical Surface Detection)
- Phantom: Twin-SAM V8.0 (20deg probe tilt); Type: QD 000 P41 AA; Serial: 1957

RHS/Touch_GPRS 3 slots_ch 190/Area Scan (8x13x1): Measurement grid: dx=15mm, dy=15mm

[Info: Interpolated medium parameters used for SAR evaluation.](#)

Maximum value of SAR (measured) = 0.137 W/kg

RHS/Touch_GPRS 3 slots_ch 190/Zoom Scan (5x5x7)/Cube 0: Measurement grid: dx=8mm, dy=8mm, dz=5mm

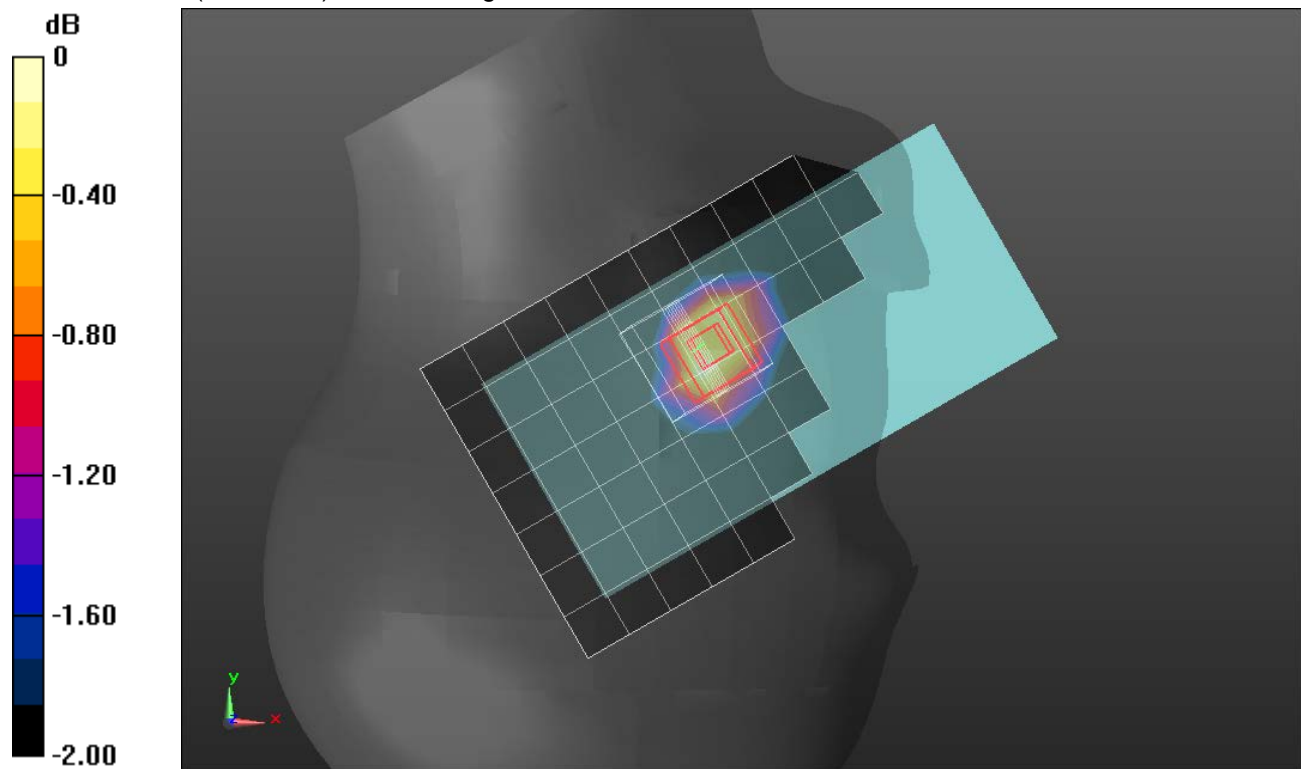
Reference Value = 11.56 V/m; Power Drift = 0.10 dB

Peak SAR (extrapolated) = 0.153 W/kg

SAR(1 g) = 0.119 W/kg; SAR(10 g) = 0.091 W/kg

[Info: Interpolated medium parameters used for SAR evaluation.](#)

Maximum value of SAR (measured) = 0.140 W/kg



0 dB = 0.140 W/kg = -8.54 dBW/kg

GSM850 3 slots

Frequency: 836.6 MHz; Duty Cycle: 1:2.60016; Room Ambient Temperature: 24.0°C; Liquid Temperature: 23.0°C
 Medium parameters used (interpolated): $f = 836.6$ MHz; $\sigma = 0.936$ S/m; $\epsilon_r = 41.289$; $\rho = 1000$ kg/m³

DASY5 Configuration:

- Area Scan Setting: Find Secondary Maximum Within: 2.0 dB and with a peak SAR value greater than 0.0012W/kg
- Electronics: DAE4 Sn1359; Calibrated: 2/15/2019
- Probe: EX3DV4 - SN7483; ConvF(9.76, 9.76, 9.76) @ 836.6 MHz; Calibrated: 11/14/2018
- Sensor-Surface: 1.4mm (Mechanical Surface Detection)
- Phantom: Twin-SAM V8.0 (20deg probe tilt); Type: QD 000 P41 AA; Serial: 1957

Rear/GPRS 3 slots_ch 190/15mm/Area Scan (9x14x1):

Measurement grid: dx=15mm, dy=15mm
[Info: Interpolated medium parameters used for SAR evaluation.](#)

Maximum value of SAR (measured) = 0.142 W/kg

Rear/GPRS 3 slots_ch 190/15mm/Zoom Scan (5x5x7)/Cube 0:

Measurement grid: dx=8mm, dy=8mm, dz=5mm

Reference Value = 11.91 V/m; Power Drift = -0.03 dB

Peak SAR (extrapolated) = 0.183 W/kg

SAR(1 g) = 0.108 W/kg; SAR(10 g) = 0.065 W/kg

[Info: Interpolated medium parameters used for SAR evaluation.](#)

Maximum value of SAR (measured) = 0.154 W/kg

Rear/GPRS 3 slots_ch 190/15mm/Zoom Scan 2 (5x5x7)/Cube 0:

Measurement grid: dx=8mm, dy=8mm, dz=5mm

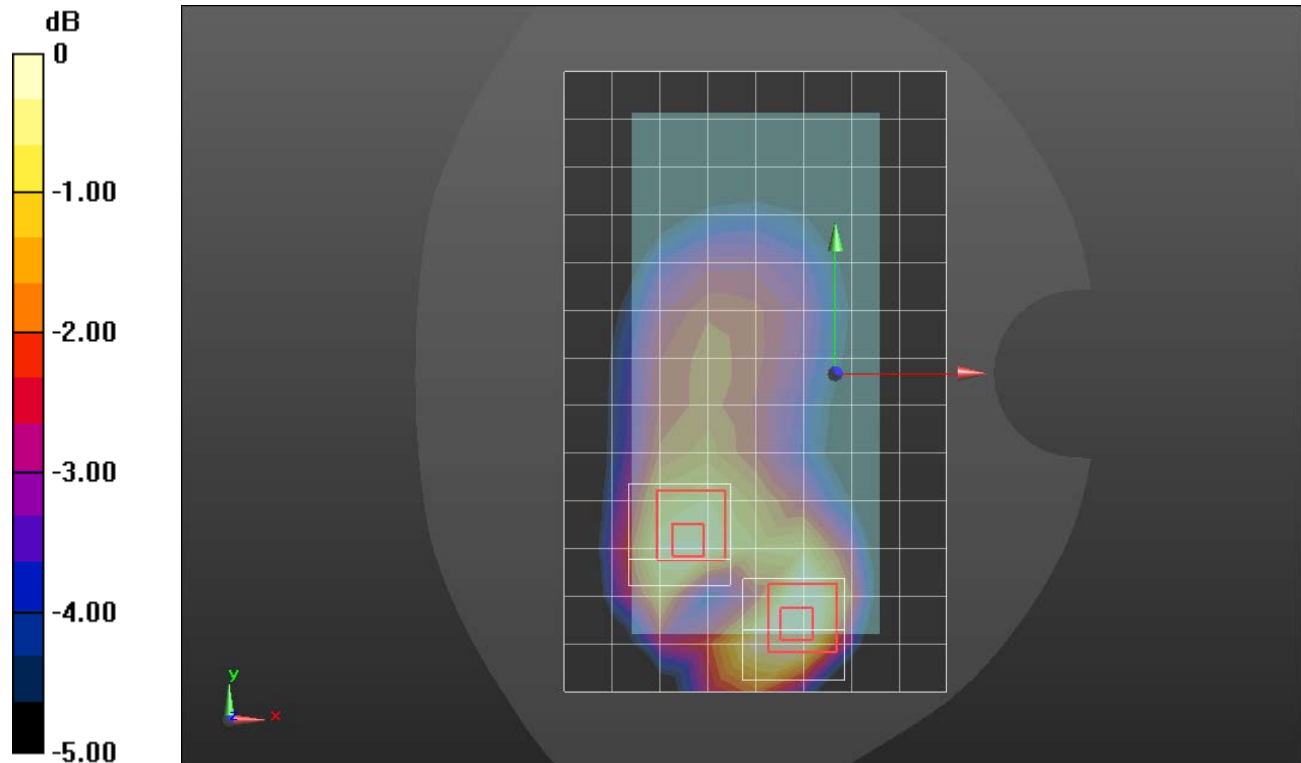
Reference Value = 11.91 V/m; Power Drift = -0.03 dB

Peak SAR (extrapolated) = 0.141 W/kg

SAR(1 g) = 0.097 W/kg; SAR(10 g) = 0.066 W/kg

[Info: Interpolated medium parameters used for SAR evaluation.](#)

Maximum value of SAR (measured) = 0.124 W/kg



0 dB = 0.124 W/kg = -9.07 dBW/kg

GSM850 3 slots

Frequency: 836.6 MHz; Duty Cycle: 1:2.60016; Room Ambient Temperature: 24.0°C; Liquid Temperature: 23.0°C
 Medium parameters used (interpolated): $f = 836.6$ MHz; $\sigma = 0.936$ S/m; $\epsilon_r = 41.289$; $\rho = 1000$ kg/m³

DASY5 Configuration:

- Area Scan Setting: Find Secondary Maximum Within: 2.0 dB and with a peak SAR value greater than 0.0012W/kg
- Electronics: DAE4 Sn1359; Calibrated: 2/15/2019
- Probe: EX3DV4 - SN7483; ConvF(9.76, 9.76, 9.76) @ 836.6 MHz; Calibrated: 11/14/2018
- Sensor-Surface: 1.4mm (Mechanical Surface Detection (Locations From Previous Scan Used)), Sensor-Surface: 1.4mm (Mechanical Surface Detection)
- Phantom: Twin-SAM V8.0 (20deg probe tilt); Type: QD 000 P41 AA; Serial: 1957

Rear/GPRS 3 slots_ch 190/10mm/Area Scan (9x14x1): Measurement grid: dx=15mm, dy=15mm

[Info: Interpolated medium parameters used for SAR evaluation.](#)

Maximum value of SAR (measured) = 0.285 W/kg

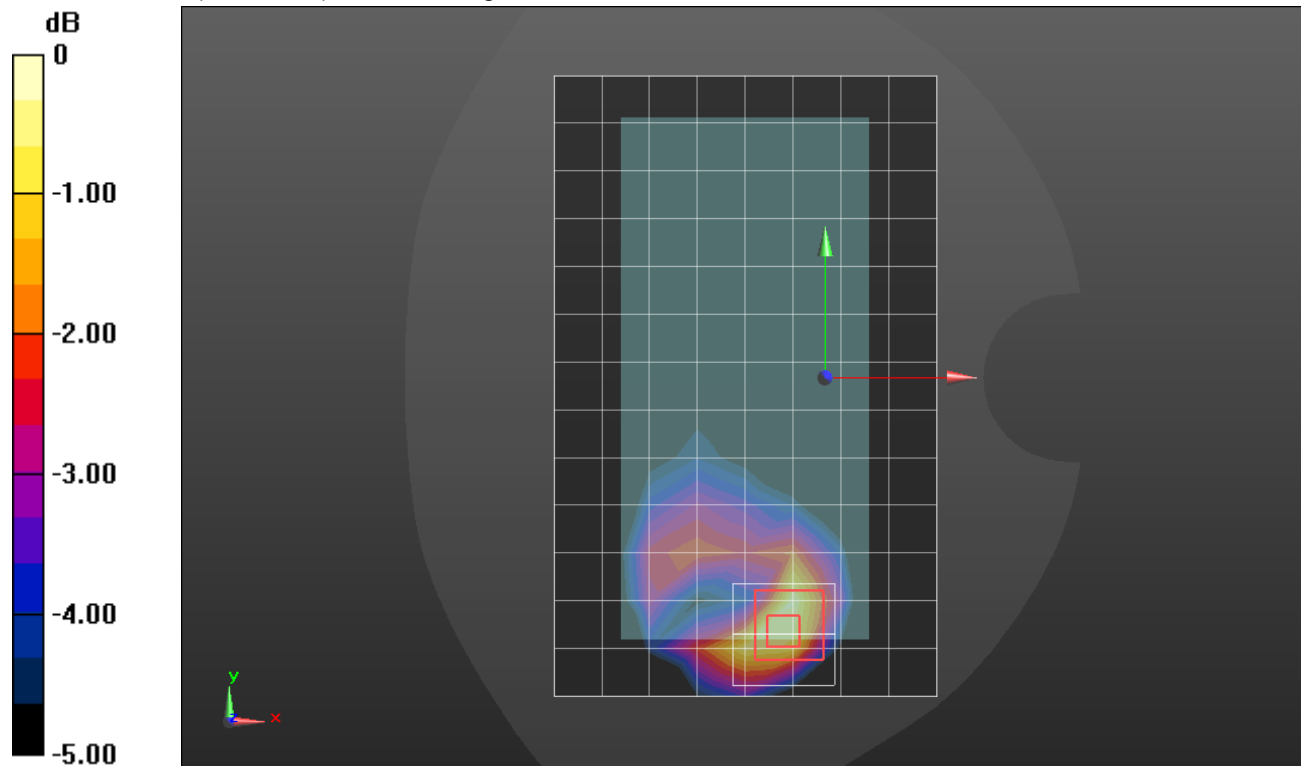
Rear/GPRS 3 slots_ch 190/10mm/Zoom Scan (5x5x7)/Cube 0: Measurement grid: dx=8mm, dy=8mm, dz=5mm

Reference Value = 16.42 V/m; Power Drift = 0.02 dB
 Peak SAR (extrapolated) = 0.367 W/kg

SAR(1 g) = 0.208 W/kg; SAR(10 g) = 0.121 W/kg

[Info: Interpolated medium parameters used for SAR evaluation.](#)

Maximum value of SAR (measured) = 0.304 W/kg



0 dB = 0.304 W/kg = -5.17 dBW/kg

GSM1900 4 slots

Frequency: 1880 MHz; Duty Cycle: 1:1.99986; Room Ambient Temperature: 24.0°C; Liquid Temperature: 23.0°C

Medium parameters used: $f = 1880 \text{ MHz}$; $\sigma = 1.434 \text{ S/m}$; $\epsilon_r = 40.234$; $\rho = 1000 \text{ kg/m}^3$

DASY5 Configuration:

- Area Scan Setting: Find Secondary Maximum Within: 2.0 dB and with a peak SAR value greater than 0.0012W/kg
- Electronics: DAE4 Sn1239; Calibrated: 7/10/2019
- Probe: EX3DV4 - SN7501; ConvF(8.72, 8.72, 8.72) @ 1880 MHz; Calibrated: 5/21/2019
- Sensor-Surface: 1.4mm (Mechanical Surface Detection)
- Phantom: SAM with CRP (Wi-Fi 5 GHz); Type: QD000P40CD; Serial: TP:xxxx

LHS/Touch_GPRS 4 slots_ch 661/Area Scan (8x13x1): Measurement grid: dx=15mm, dy=15mm

Maximum value of SAR (measured) = 0.0719 W/kg

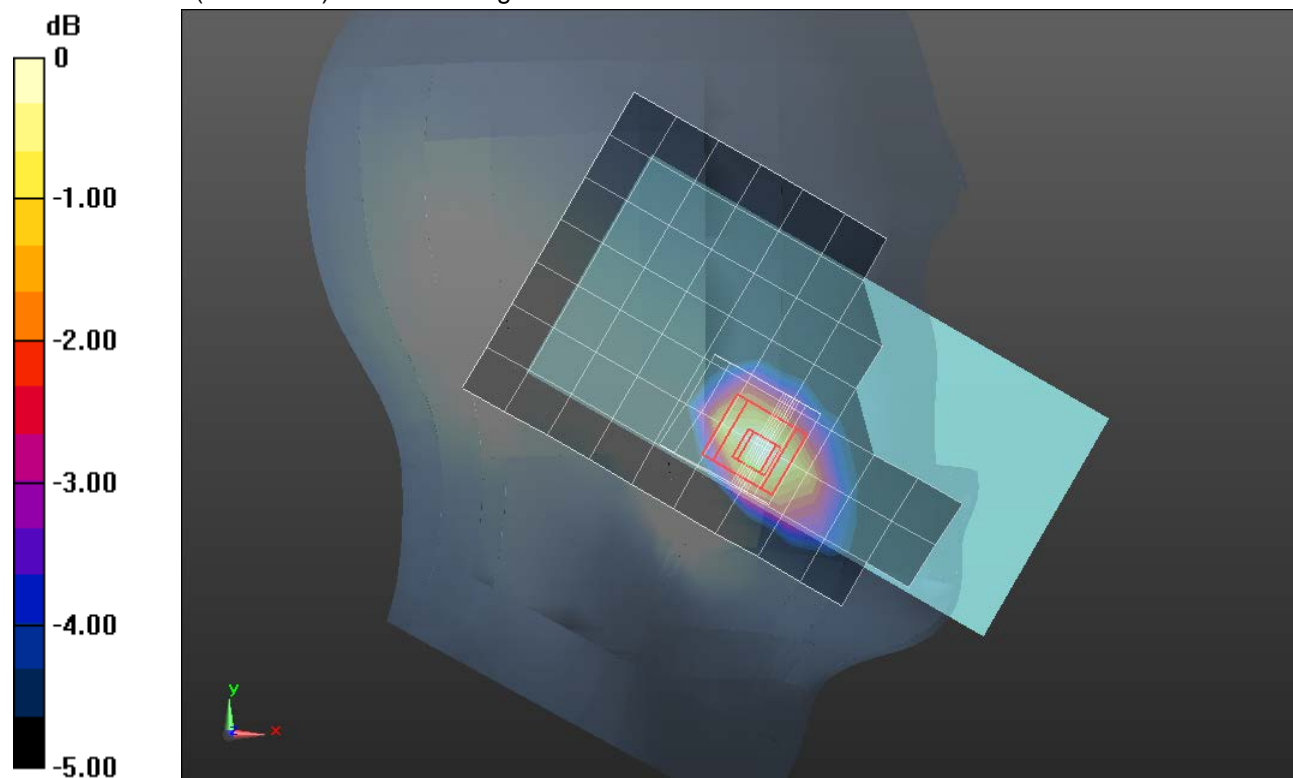
LHS/Touch_GPRS 4 slots_ch 661/Zoom Scan (5x5x7)/Cube 0: Measurement grid: dx=8mm, dy=8mm, dz=5mm

Reference Value = 6.655 V/m; Power Drift = 0.14 dB

Peak SAR (extrapolated) = 0.0830 W/kg

SAR(1 g) = 0.051 W/kg; SAR(10 g) = 0.031 W/kg

Maximum value of SAR (measured) = 0.0684 W/kg



0 dB = 0.0684 W/kg = -11.65 dBW/kg

GSM1900 4 slots

Frequency: 1880 MHz; Duty Cycle: 1:1.99986; Room Ambient Temperature: 24.0°C; Liquid Temperature: 23.0°C
 Medium parameters used: $f = 1880$ MHz; $\sigma = 1.434$ S/m; $\epsilon_r = 40.234$; $\rho = 1000$ kg/m³
 DASY5 Configuration:

- Area Scan Setting: Find Secondary Maximum Within: 2.0 dB and with a peak SAR value greater than 0.0012W/kg
- Electronics: DAE4 Sn1239; Calibrated: 7/10/2019
- Probe: EX3DV4 - SN7501; ConvF(8.72, 8.72, 8.72) @ 1880 MHz; Calibrated: 5/21/2019
- Sensor-Surface: 1.4mm (Mechanical Surface Detection)
- Phantom: SAM with CRP (Wi-Fi 5 GHz); Type: QD000P40CD; Serial: TP:xxxx

Rear/GPRS 4 slots_ch 661/15mm/Area Scan (9x14x1): Measurement grid: dx=15mm, dy=15mm
 Maximum value of SAR (measured) = 0.342 W/kg

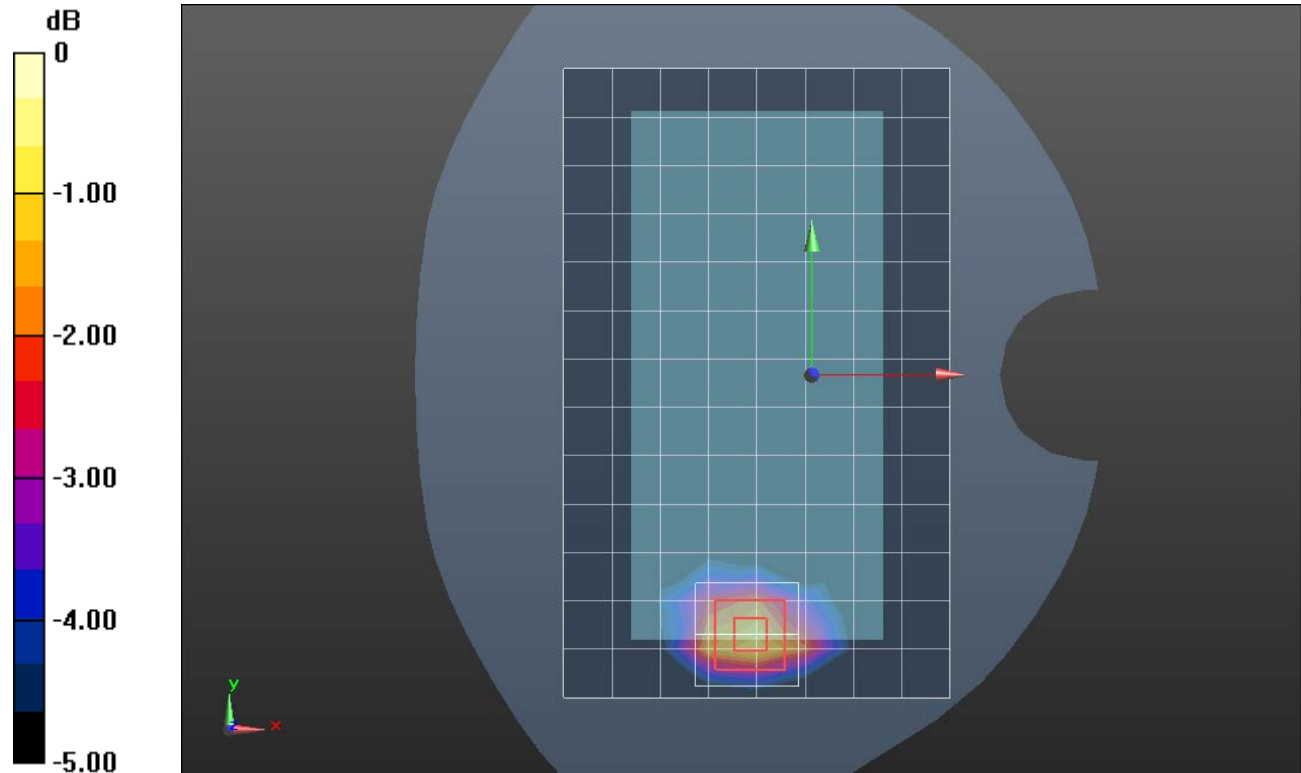
Rear/GPRS 4 slots_ch 661/15mm/Zoom Scan (5x5x7)/Cube 0: Measurement grid: dx=8mm, dy=8mm, dz=5mm

Reference Value = 15.14 V/m; Power Drift = -0.01 dB

Peak SAR (extrapolated) = 0.455 W/kg

SAR(1 g) = 0.282 W/kg; SAR(10 g) = 0.165 W/kg

Maximum value of SAR (measured) = 0.399 W/kg



0 dB = 0.399 W/kg = -3.99 dBW/kg

GSM1900 4 slots

Frequency: 1880 MHz; Duty Cycle: 1:1.99986; Room Ambient Temperature: 24.0°C; Liquid Temperature: 23.0°C
 Medium parameters used: $f = 1880$ MHz; $\sigma = 1.434$ S/m; $\epsilon_r = 40.234$; $\rho = 1000$ kg/m³

DASY5 Configuration:

- Area Scan Setting: Find Secondary Maximum Within: 2.0 dB and with a peak SAR value greater than 0.0012W/kg
- Electronics: DAE4 Sn1239; Calibrated: 7/10/2019
- Probe: EX3DV4 - SN7501; ConvF(8.72, 8.72, 8.72) @ 1880 MHz; Calibrated: 5/21/2019
- Sensor-Surface: 1.4mm (Mechanical Surface Detection)
- Phantom: SAM with CRP (Wi-Fi 5 GHz); Type: QD000P40CD; Serial: TP:xxxx

Edge 3/GPRS 4 slots_ch 661/Area Scan (7x9x1): Measurement grid: dx=15mm, dy=15mm

Maximum value of SAR (measured) = 1.53 W/kg

Edge 3/GPRS 4 slots_ch 661/Zoom Scan (5x5x7)/Cube 0: Measurement grid: dx=8mm, dy=8mm,

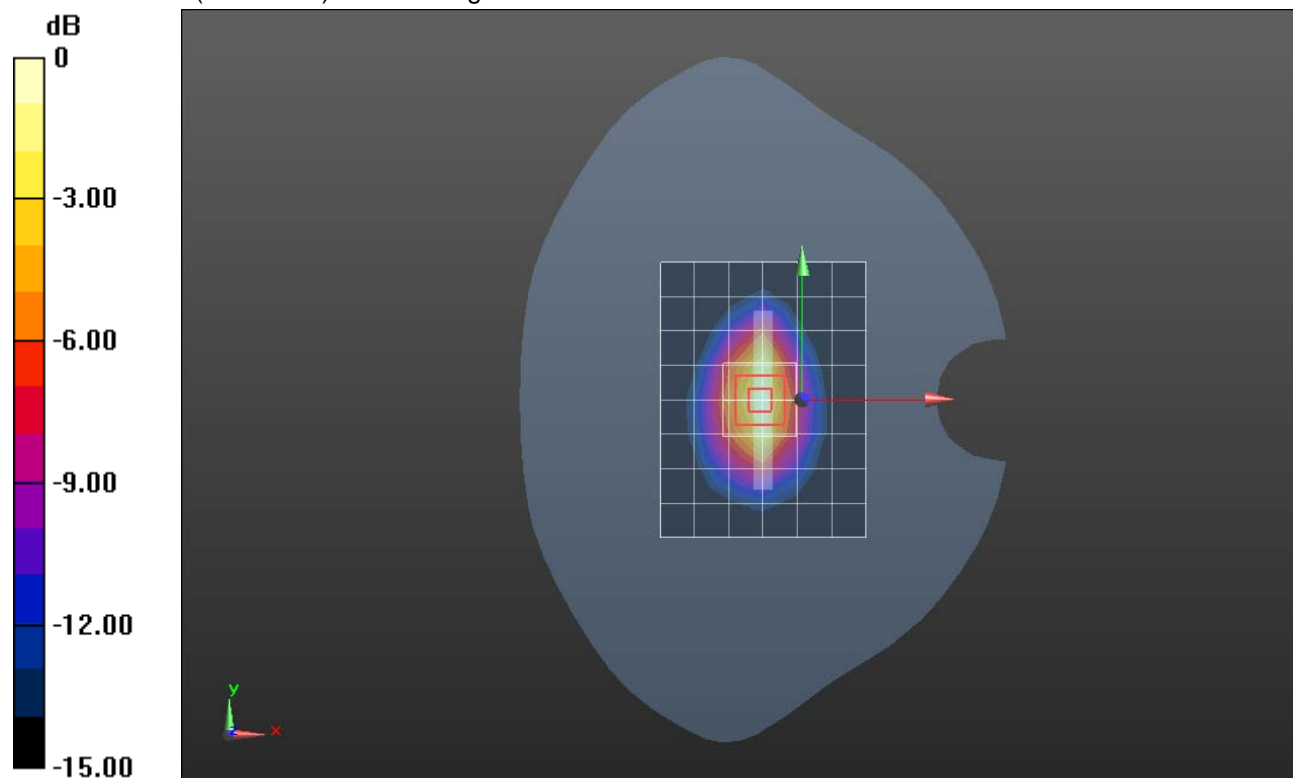
dz=5mm

Reference Value = 30.84 V/m; Power Drift = 0.01 dB

Peak SAR (extrapolated) = 1.80 W/kg

SAR(1 g) = 1.04 W/kg; SAR(10 g) = 0.558 W/kg

Maximum value of SAR (measured) = 1.55 W/kg



0 dB = 1.55 W/kg = 1.90 dBW/kg

GSM1900 4 slots

Frequency: 1909.8 MHz; Duty Cycle: 1:1.99986; Room Ambient Temperature: 24.0°C; Liquid Temperature: 23.0°C
 Medium parameters used: $f = 1910 \text{ MHz}$; $\sigma = 1.454 \text{ S/m}$; $\epsilon_r = 40.189$; $\rho = 1000 \text{ kg/m}^3$

DASY5 Configuration:

- Area Scan Setting: Find Secondary Maximum Within: 2.0 dB and with a peak SAR value greater than 0.0012W/kg
- Electronics: DAE4 Sn1239; Calibrated: 7/10/2019
- Probe: EX3DV4 - SN7501; ConvF(8.72, 8.72, 8.72) @ 1909.8 MHz; Calibrated: 5/21/2019
- Sensor-Surface: 1.4mm (Mechanical Surface Detection)
- Phantom: SAM with CRP (Wi-Fi 5 GHz); Type: QD000P40CD; Serial: TP:xxxx

Edge 3/GPRS 4 slots_ch 810_0mm/Area Scan (7x9x1): Measurement grid: dx=15mm, dy=15mm
 Maximum value of SAR (measured) = 8.24 W/kg

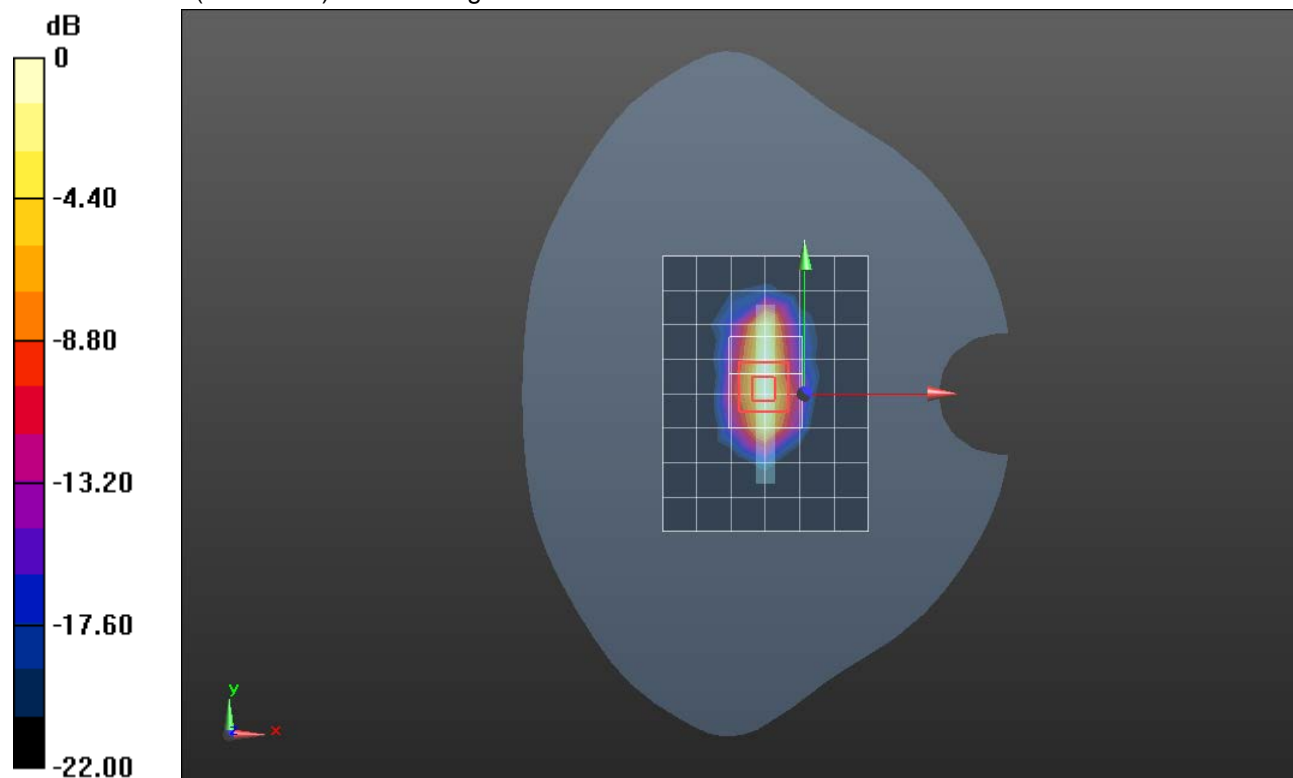
Edge 3/GPRS 4 slots_ch 810_0mm/Zoom Scan (5x6x7)/Cube 0: Measurement grid: dx=8mm, dy=8mm, dz=5mm

Reference Value = 64.36 V/m; Power Drift = -0.19 dB

Peak SAR (extrapolated) = 9.91 W/kg

SAR(1 g) = 4.5 W/kg; SAR(10 g) = 2.04 W/kg

Maximum value of SAR (measured) = 8.14 W/kg



0 dB = 8.14 W/kg = 9.11 dBW/kg

W-CDMA Band II

Frequency: 1880 MHz; Duty Cycle: 1:1; Room Ambient Temperature: 24.0°C; Liquid Temperature: 23.0°C

Medium parameters used: $f = 1880$ MHz; $\sigma = 1.434$ S/m; $\epsilon_r = 40.234$; $\rho = 1000$ kg/m³

DASY5 Configuration:

- Area Scan Setting: Find Secondary Maximum Within: 2.0 dB and with a peak SAR value greater than 0.0012W/kg
- Electronics: DAE4 Sn1239; Calibrated: 7/10/2019
- Probe: EX3DV4 - SN7501; ConvF(8.72, 8.72, 8.72) @ 1880 MHz; Calibrated: 5/21/2019
- Sensor-Surface: 1.4mm (Mechanical Surface Detection)
- Phantom: SAM with CRP (Wi-Fi 5 GHz); Type: QD000P40CD; Serial: TP:xxxx

LHS/Touch_RMC Rel. 99_ch 9400/Area Scan (8x13x1): Measurement grid: dx=15mm, dy=15mm

Maximum value of SAR (measured) = 0.0596 W/kg

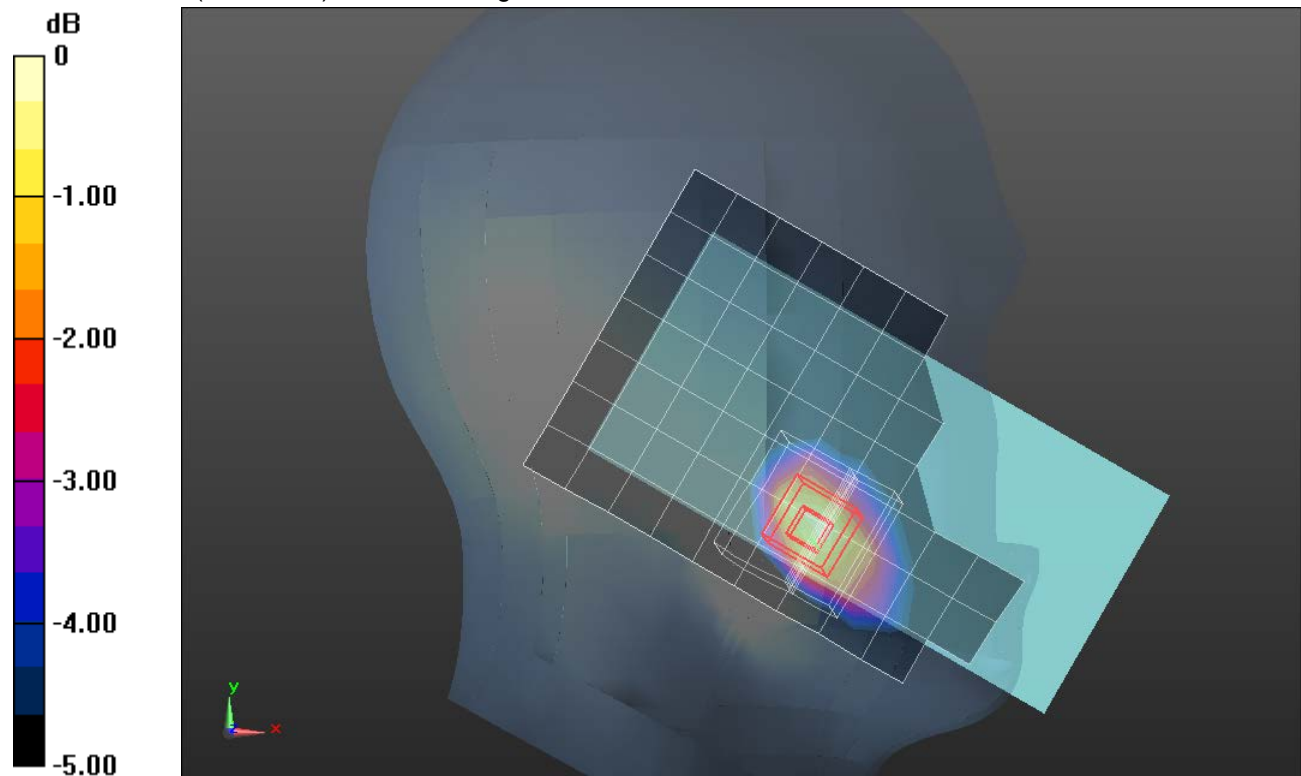
LHS/Touch_RMC Rel. 99_ch 9400/Zoom Scan (6x6x7)/Cube 0: Measurement grid: dx=8mm, dy=8mm, dz=5mm

Reference Value = 6.168 V/m; Power Drift = 0.10 dB

Peak SAR (extrapolated) = 0.0770 W/kg

SAR(1 g) = 0.049 W/kg; SAR(10 g) = 0.031 W/kg

Maximum value of SAR (measured) = 0.0644 W/kg



0 dB = 0.0644 W/kg = -11.91 dBW/kg

W-CDMA Band II

Frequency: 1880 MHz; Duty Cycle: 1:1; Room Ambient Temperature: 24.0°C; Liquid Temperature: 23.0°C

Medium parameters used: $f = 1880$ MHz; $\sigma = 1.434$ S/m; $\epsilon_r = 40.234$; $\rho = 1000$ kg/m³

DASY5 Configuration:

- Area Scan Setting: Find Secondary Maximum Within: 2.0 dB and with a peak SAR value greater than 0.0012W/kg
- Electronics: DAE4 Sn1239; Calibrated: 7/10/2019
- Probe: EX3DV4 - SN7501; ConvF(8.72, 8.72, 8.72) @ 1880 MHz; Calibrated: 5/21/2019
- Sensor-Surface: 1.4mm (Mechanical Surface Detection)
- Phantom: SAM with CRP (Wi-Fi 5 GHz); Type: QD000P40CD; Serial: TP:xxxx

Rear/RMC Rel. 99_ch 9400/15mm/Area Scan (9x14x1): Measurement grid: dx=15mm, dy=15mm
 Maximum value of SAR (measured) = 0.286 W/kg

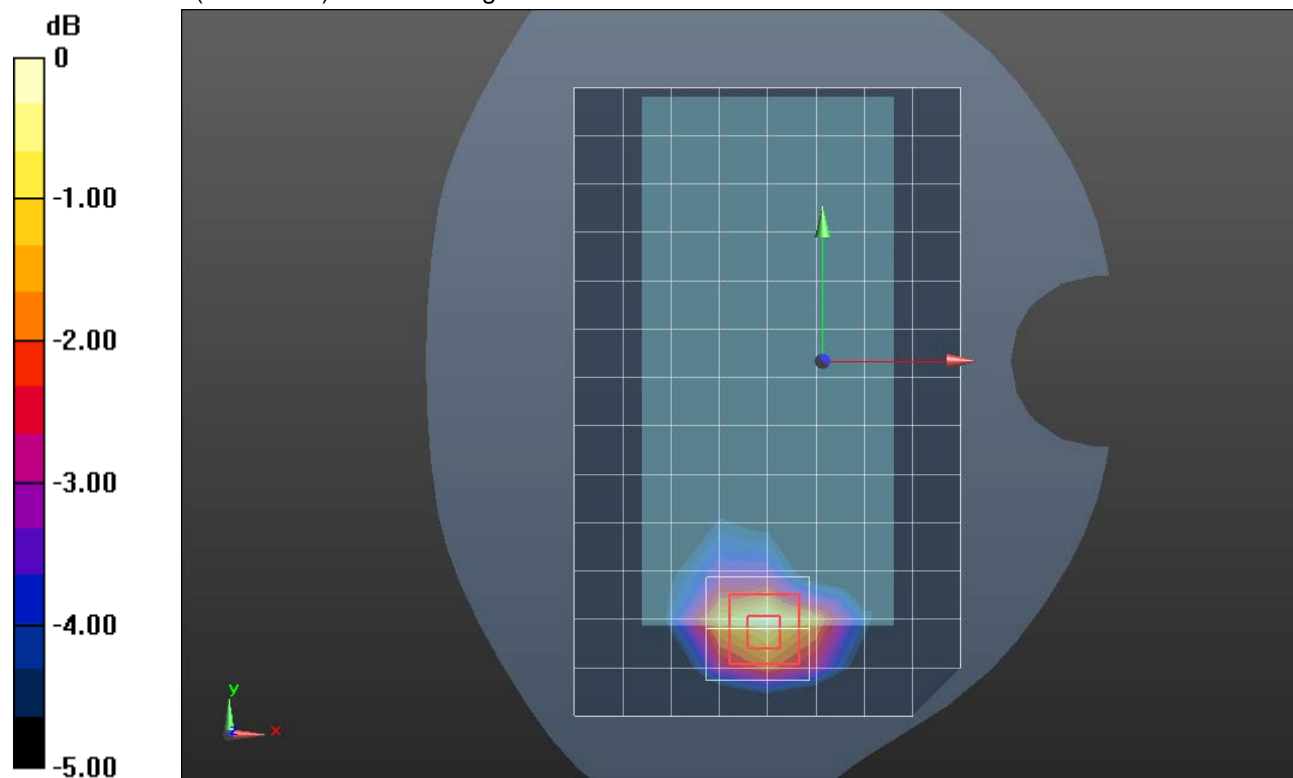
Rear/RMC Rel. 99_ch 9400/15mm/Zoom Scan (5x5x7)/Cube 0: Measurement grid: dx=8mm, dy=8mm, dz=5mm

Reference Value = 13.42 V/m; Power Drift = -0.02 dB

Peak SAR (extrapolated) = 0.340 W/kg

SAR(1 g) = 0.210 W/kg; SAR(10 g) = 0.124 W/kg

Maximum value of SAR (measured) = 0.295 W/kg



0 dB = 0.295 W/kg = -5.30 dBW/kg

W-CDMA Band II

Frequency: 1880 MHz; Duty Cycle: 1:1; Room Ambient Temperature: 24.0°C; Liquid Temperature: 23.0°C

Medium parameters used: $f = 1880$ MHz; $\sigma = 1.434$ S/m; $\epsilon_r = 40.234$; $\rho = 1000$ kg/m³

DASY5 Configuration:

- Area Scan Setting: Find Secondary Maximum Within: 2.0 dB and with a peak SAR value greater than 0.0012W/kg
- Electronics: DAE4 Sn1239; Calibrated: 7/10/2019
- Probe: EX3DV4 - SN7501; ConvF(8.72, 8.72, 8.72) @ 1880 MHz; Calibrated: 5/21/2019
- Sensor-Surface: 1.4mm (Mechanical Surface Detection)
- Phantom: SAM with CRP (Wi-Fi 5 GHz); Type: QD000P40CD; Serial: TP:xxxx

Edge 3/RMC Rel. 99_ch 9400/Area Scan (7x9x1): Measurement grid: dx=15mm, dy=15mm

Maximum value of SAR (measured) = 0.967 W/kg

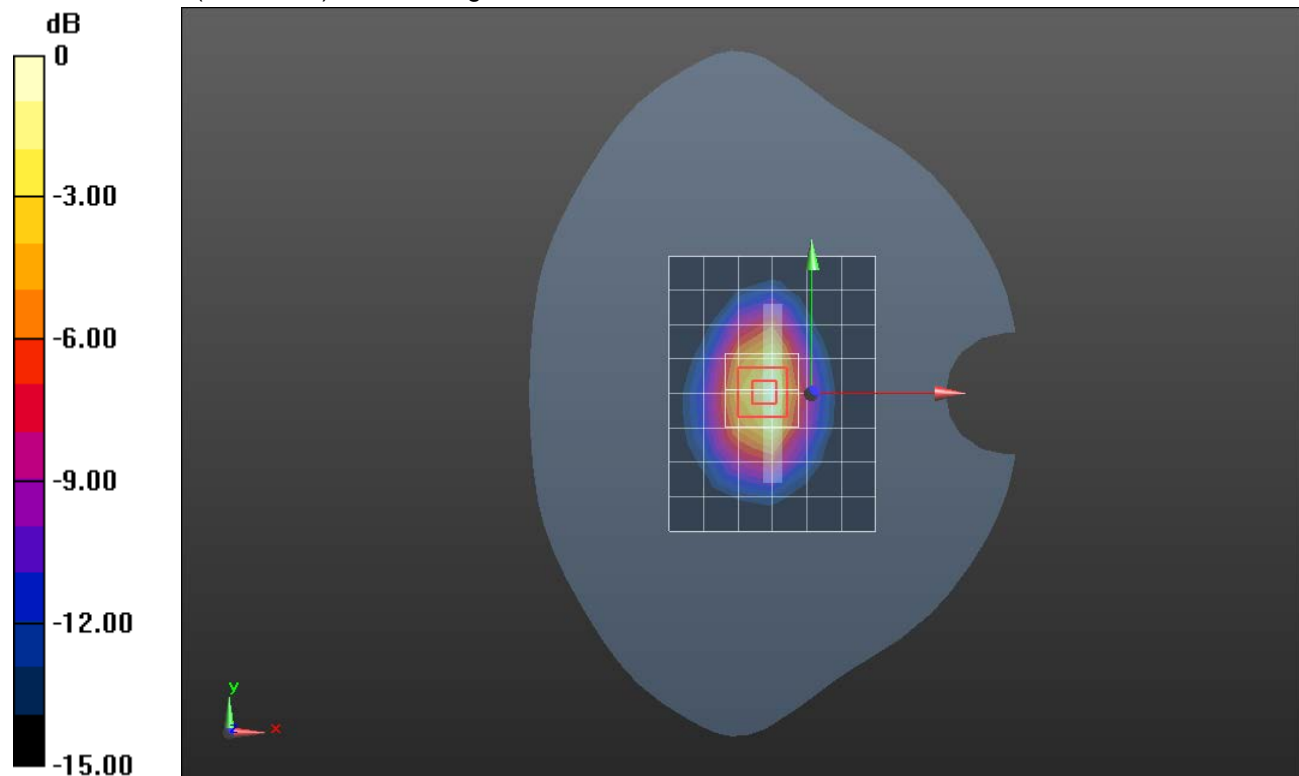
Edge 3/RMC Rel. 99_ch 9400/Zoom Scan (5x5x7)/Cube 0: Measurement grid: dx=8mm, dy=8mm, dz=5mm

Reference Value = 24.67 V/m; Power Drift = 0.06 dB

Peak SAR (extrapolated) = 1.24 W/kg

SAR(1 g) = 0.728 W/kg; SAR(10 g) = 0.397 W/kg

Maximum value of SAR (measured) = 1.07 W/kg



0 dB = 1.07 W/kg = 0.29 dBW/kg

W-CDMA Band II

Frequency: 1880 MHz; Duty Cycle: 1:1; Room Ambient Temperature: 24.0°C; Liquid Temperature: 23.0°C

Medium parameters used: $f = 1880$ MHz; $\sigma = 1.434$ S/m; $\epsilon_r = 40.234$; $\rho = 1000$ kg/m³

DASY5 Configuration:

- Area Scan Setting: Find Secondary Maximum Within: 2.0 dB and with a peak SAR value greater than 0.0012W/kg
- Electronics: DAE4 Sn1239; Calibrated: 7/10/2019
- Probe: EX3DV4 - SN7501; ConvF(8.72, 8.72, 8.72) @ 1880 MHz; Calibrated: 5/21/2019
- Sensor-Surface: 1.4mm (Mechanical Surface Detection)
- Phantom: SAM with CRP (Wi-Fi 5 GHz); Type: QD000P40CD; Serial: TP:xxxx

Edge 3/RMC Rel. 99_ch 9400 0mm/Area Scan (7x9x1): Measurement grid: dx=15mm, dy=15mm

Maximum value of SAR (measured) = 4.59 W/kg

Edge 3/RMC Rel. 99_ch 9400 0mm/Zoom Scan (5x5x7)/Cube 0: Measurement grid: dx=8mm, dy=8mm, dz=5mm

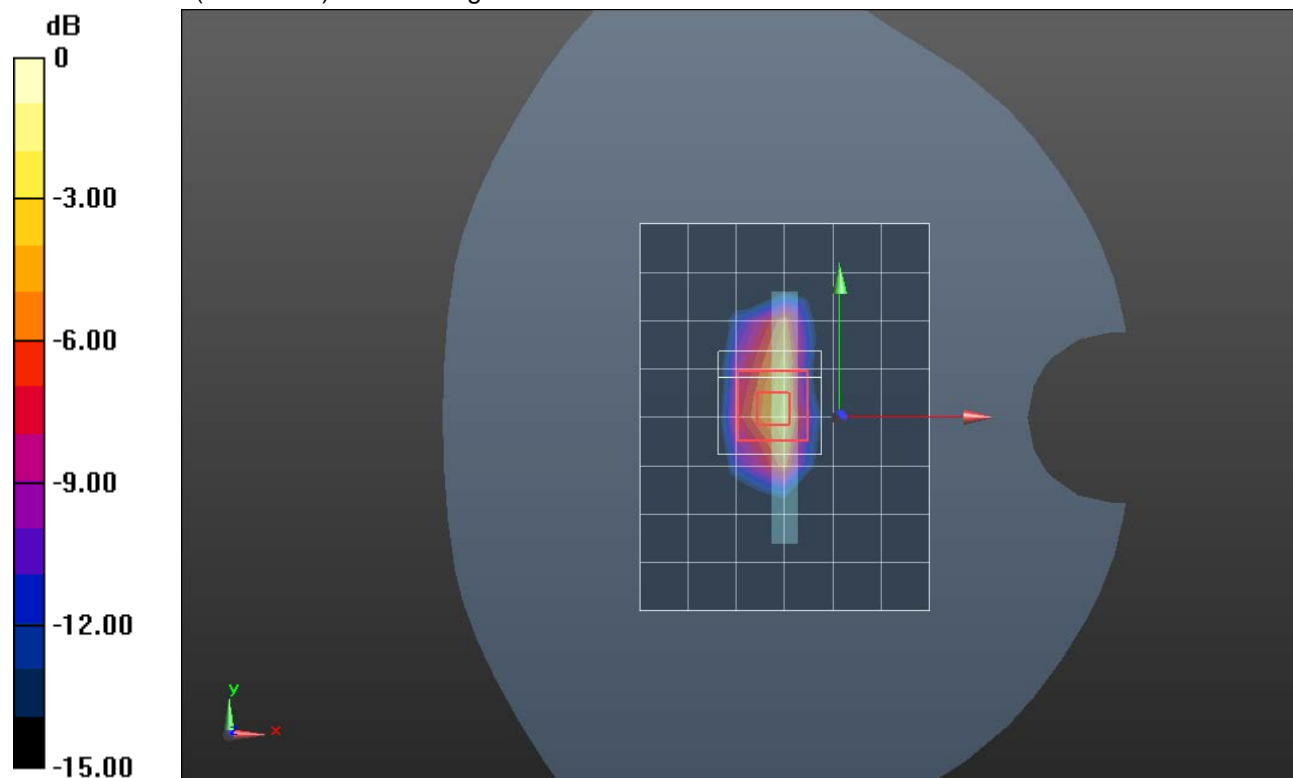
Reference Value = 56.03 V/m; Power Drift = 0.19 dB

Peak SAR (extrapolated) = 10.3 W/kg

Peak SAR (extrapolated) = 10.3 W/kg

SAR(1 g) = 3.76 W/kg; SAR(10 g) = 1.71 W/kg

Maximum value of SAR (measured) = 8.04 W/kg



0 dB = 8.04 W/kg = 9.05 dBW/kg

W-CDMA Band IV

Frequency: 1732.6 MHz; Duty Cycle: 1:1; Room Ambient Temperature: 24.0°C; Liquid Temperature: 23.0°C

Medium parameters used (interpolated): $f = 1732.6$ MHz; $\sigma = 1.351$ S/m; $\epsilon_r = 40.53$; $\rho = 1000$ kg/m³

DASY5 Configuration:

- Area Scan Setting: Find Secondary Maximum Within: 2.0 dB and with a peak SAR value greater than 0.0012W/kg
- Electronics: DAE4 Sn1239; Calibrated: 7/10/2019
- Probe: EX3DV4 - SN7501; ConvF(9.11, 9.11, 9.11) @ 1732.6 MHz; Calibrated: 5/21/2019
- Sensor-Surface: 1.4mm (Mechanical Surface Detection)
- Phantom: SAM with CRP (Wi-Fi 5 GHz); Type: QD000P40CD; Serial: TP:xxxx

LHS/Touch_RMC Rel. 99_ch 1413/Area Scan (8x13x1): Measurement grid: dx=15mm, dy=15mm

[Info: Interpolated medium parameters used for SAR evaluation.](#)

Maximum value of SAR (measured) = 0.117 W/kg

LHS/Touch_RMC Rel. 99_ch 1413/Zoom Scan (5x5x7)/Cube 0: Measurement grid: dx=8mm, dy=8mm, dz=5mm

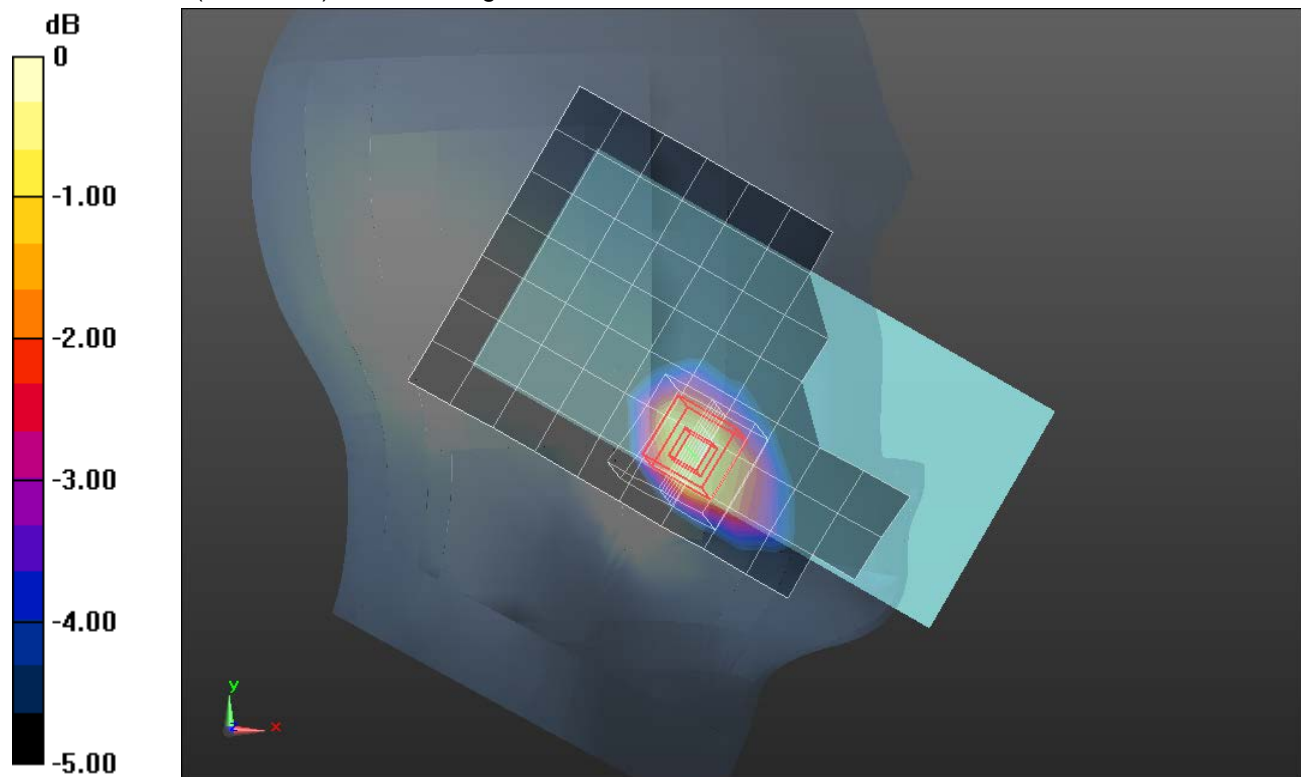
Reference Value = 8.896 V/m; Power Drift = -0.10 dB

Peak SAR (extrapolated) = 0.151 W/kg

SAR(1 g) = 0.099 W/kg; SAR(10 g) = 0.064 W/kg

[Info: Interpolated medium parameters used for SAR evaluation.](#)

Maximum value of SAR (measured) = 0.132 W/kg



0 dB = 0.132 W/kg = -8.79 dBW/kg

W-CDMA Band IV

Frequency: 1732.6 MHz; Duty Cycle: 1:1; Room Ambient Temperature: 24.0°C; Liquid Temperature: 23.0°C

Medium parameters used (interpolated): $f = 1732.6$ MHz; $\sigma = 1.351$ S/m; $\epsilon_r = 40.53$; $\rho = 1000$ kg/m³

DASY5 Configuration:

- Area Scan Setting: Find Secondary Maximum Within: 2.0 dB and with a peak SAR value greater than 0.0012W/kg
- Electronics: DAE4 Sn1239; Calibrated: 7/10/2019
- Probe: EX3DV4 - SN7501; ConvF(9.11, 9.11, 9.11) @ 1732.6 MHz; Calibrated: 5/21/2019
- Sensor-Surface: 1.4mm (Mechanical Surface Detection)
- Phantom: SAM with CRP (Wi-Fi 5 GHz); Type: QD000P40CD; Serial: TP:xxxx

Rear/RMC Rel. 99_ch 1413/15mm/Area Scan (9x14x1): Measurement grid: dx=15mm, dy=15mm

[Info: Interpolated medium parameters used for SAR evaluation.](#)

Maximum value of SAR (measured) = 0.560 W/kg

Rear/RMC Rel. 99_ch 1413/15mm/Zoom Scan (5x5x7)/Cube 0: Measurement grid: dx=8mm, dy=8mm, dz=5mm

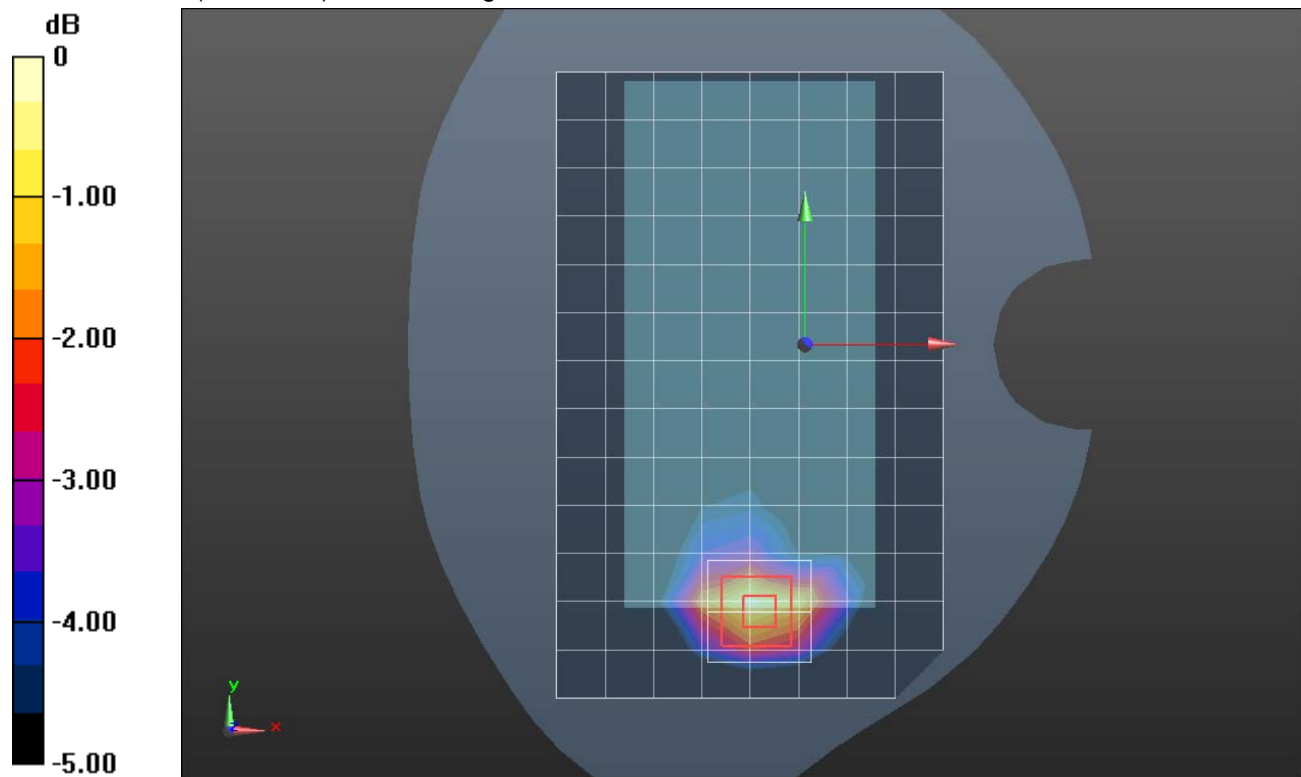
Reference Value = 19.31 V/m; Power Drift = -0.03 dB

Peak SAR (extrapolated) = 0.655 W/kg

SAR(1 g) = 0.414 W/kg; SAR(10 g) = 0.248 W/kg

[Info: Interpolated medium parameters used for SAR evaluation.](#)

Maximum value of SAR (measured) = 0.576 W/kg



0 dB = 0.576 W/kg = -2.40 dBW/kg

W-CDMA Band IV

Frequency: 1732.6 MHz; Duty Cycle: 1:1; Room Ambient Temperature: 24.0°C; Liquid Temperature: 23.0°C
 Medium parameters used (interpolated): $f = 1732.6$ MHz; $\sigma = 1.351$ S/m; $\epsilon_r = 40.53$; $\rho = 1000$ kg/m³

DASY5 Configuration:

- Area Scan Setting: Find Secondary Maximum Within: 2.0 dB and with a peak SAR value greater than 0.0012W/kg
- Electronics: DAE4 Sn1239; Calibrated: 7/10/2019
- Probe: EX3DV4 - SN7501; ConvF(9.11, 9.11, 9.11) @ 1732.6 MHz; Calibrated: 5/21/2019
- Sensor-Surface: 1.4mm (Mechanical Surface Detection)
- Phantom: SAM with CRP (Wi-Fi 5 GHz); Type: QD000P40CD; Serial: TP:xxxx

Edge 3/RMC Rel. 99_ch 1413 10mm/Area Scan (7x9x1):

Measurement grid: dx=15mm, dy=15mm
[Info: Interpolated medium parameters used for SAR evaluation.](#)

Maximum value of SAR (measured) = 0.704 W/kg

Edge 3/RMC Rel. 99_ch 1413 10mm/Zoom Scan (5x5x7)/Cube 0:

Measurement grid: dx=8mm, dy=8mm, dz=5mm

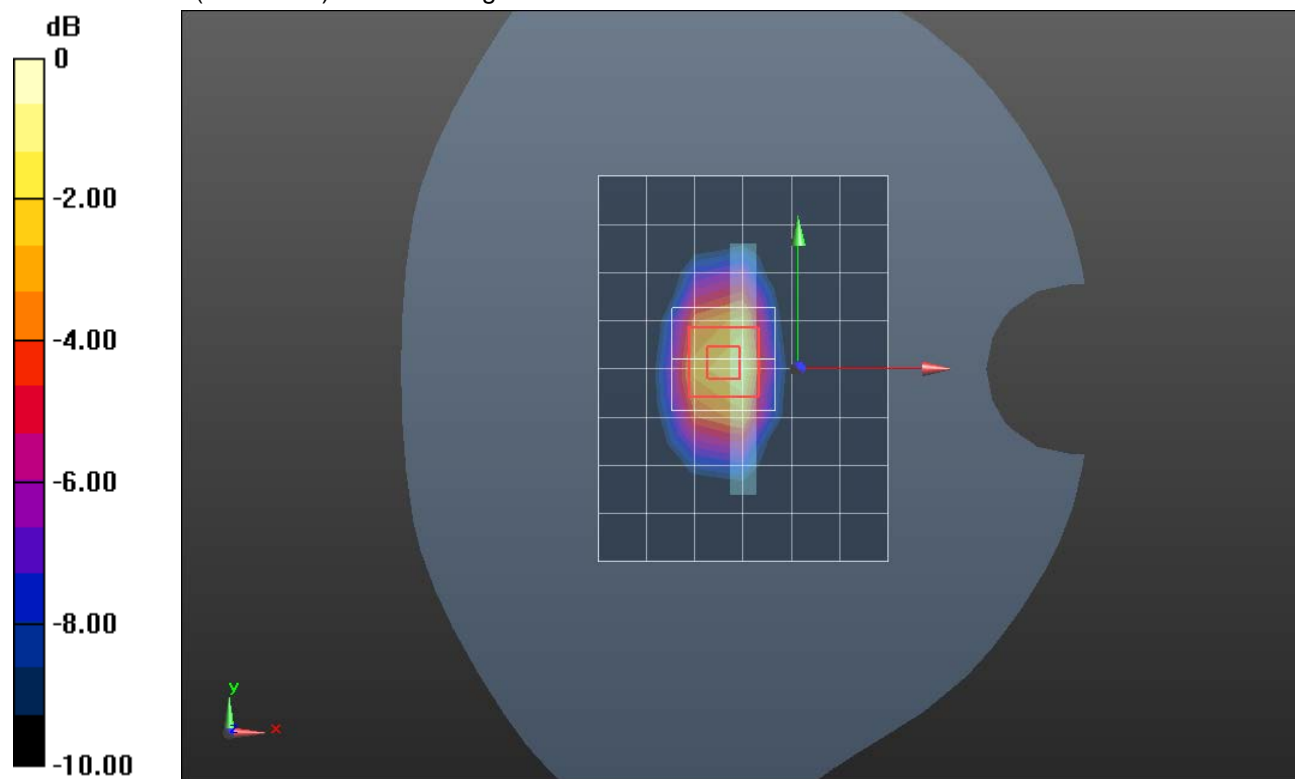
Reference Value = 21.74 V/m; Power Drift = 0.14 dB

Peak SAR (extrapolated) = 1.06 W/kg

SAR(1 g) = 0.624 W/kg; SAR(10 g) = 0.339 W/kg

[Info: Interpolated medium parameters used for SAR evaluation.](#)

Maximum value of SAR (measured) = 0.915 W/kg



0 dB = 0.915 W/kg = -0.39 dBW/kg

W-CDMA Band IV

Frequency: 1752.6 MHz; Duty Cycle: 1:1; Room Ambient Temperature: 24.0°C; Liquid Temperature: 23.0°C
 Medium parameters used (interpolated): $f = 1752.6$ MHz; $\sigma = 1.363$ S/m; $\epsilon_r = 40.473$; $\rho = 1000$ kg/m³

DASY5 Configuration:

- Area Scan Setting: Find Secondary Maximum Within: 2.0 dB and with a peak SAR value greater than 0.0012W/kg
- Electronics: DAE4 Sn1239; Calibrated: 7/10/2019
- Probe: EX3DV4 - SN7501; ConvF(9.11, 9.11, 9.11) @ 1752.6 MHz; Calibrated: 5/21/2019
- Sensor-Surface: 1.4mm (Mechanical Surface Detection)
- Phantom: SAM with CRP (Wi-Fi 5 GHz); Type: QD000P40CD; Serial: TP:xxxx

Edge 3/RMC Rel. 99_ch 1513 0mm/Area Scan (7x9x1): Measurement grid: dx=15mm, dy=15mm

[Info: Interpolated medium parameters used for SAR evaluation.](#)

Maximum value of SAR (measured) = 5.23 W/kg

Edge 3/RMC Rel. 99_ch 1513 0mm/Zoom Scan (5x5x7)/Cube 0: Measurement grid: dx=8mm, dy=8mm, dz=5mm

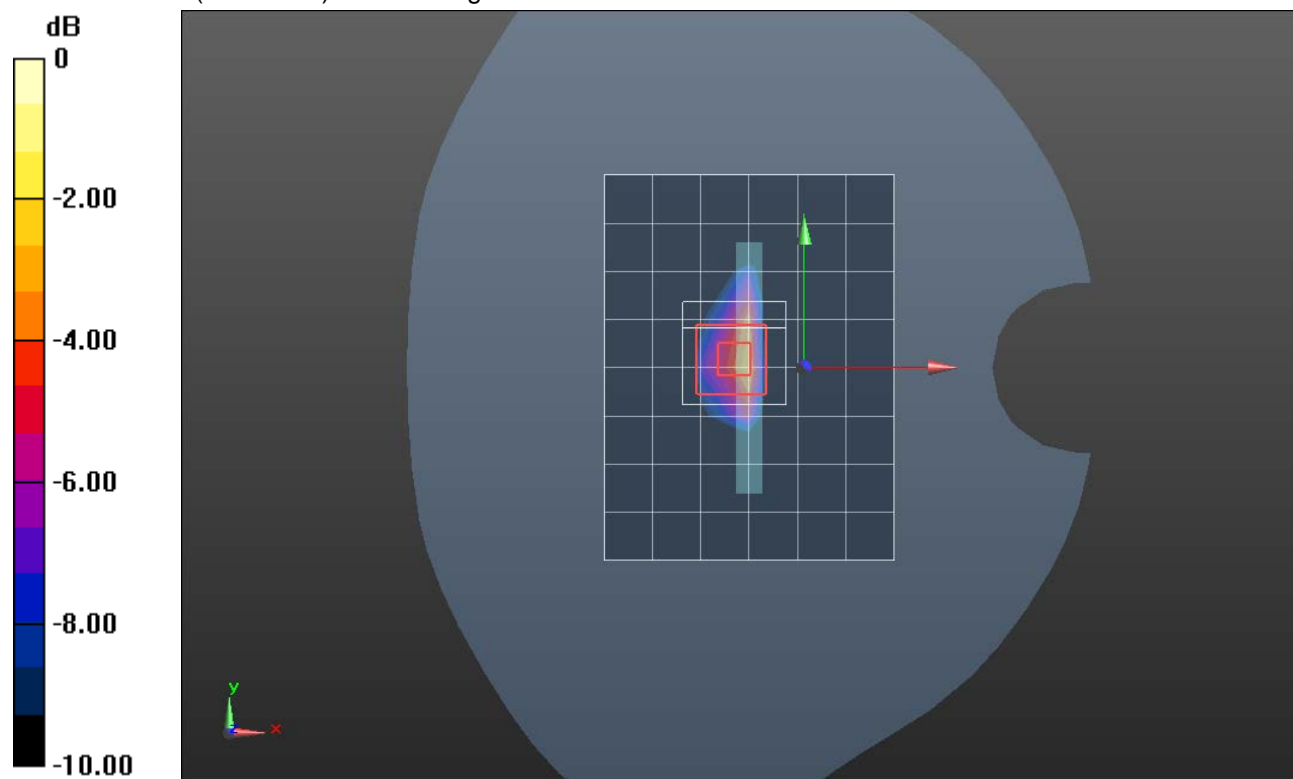
Reference Value = 58.67 V/m; Power Drift = 0.17 dB

Peak SAR (extrapolated) = 12.3 W/kg

SAR(1 g) = 4.6 W/kg; SAR(10 g) = 2.08 W/kg

[Info: Interpolated medium parameters used for SAR evaluation.](#)

Maximum value of SAR (measured) = 9.41 W/kg



0 dB = 9.41 W/kg = 9.74 dBW/kg

W-CDMA Band V

Frequency: 836.6 MHz; Duty Cycle: 1:1; Room Ambient Temperature: 24.0°C; Liquid Temperature: 23.0°C

Medium parameters used (interpolated): $f = 836.6$ MHz; $\sigma = 0.936$ S/m; $\epsilon_r = 41.289$; $\rho = 1000$ kg/m³

DASY5 Configuration:

- Area Scan Setting: Find Secondary Maximum Within: 2.0 dB and with a peak SAR value greater than 0.0012W/kg
- Electronics: DAE4 Sn1359; Calibrated: 2/15/2019
- Probe: EX3DV4 - SN7483; ConvF(9.76, 9.76, 9.76) @ 836.6 MHz; Calibrated: 11/14/2018
- Sensor-Surface: 1.4mm (Mechanical Surface Detection)
- Phantom: Twin-SAM V8.0 (20deg probe tilt); Type: QD 000 P41 AA; Serial: 1957

RHS/Touch_RMC Rel. 99_ch 4183/Area Scan (8x13x1): Measurement grid: dx=15mm, dy=15mm

[Info: Interpolated medium parameters used for SAR evaluation.](#)

Maximum value of SAR (measured) = 0.194 W/kg

RHS/Touch_RMC Rel. 99_ch 4183/Zoom Scan (5x5x7)/Cube 0: Measurement grid: dx=8mm, dy=8mm, dz=5mm

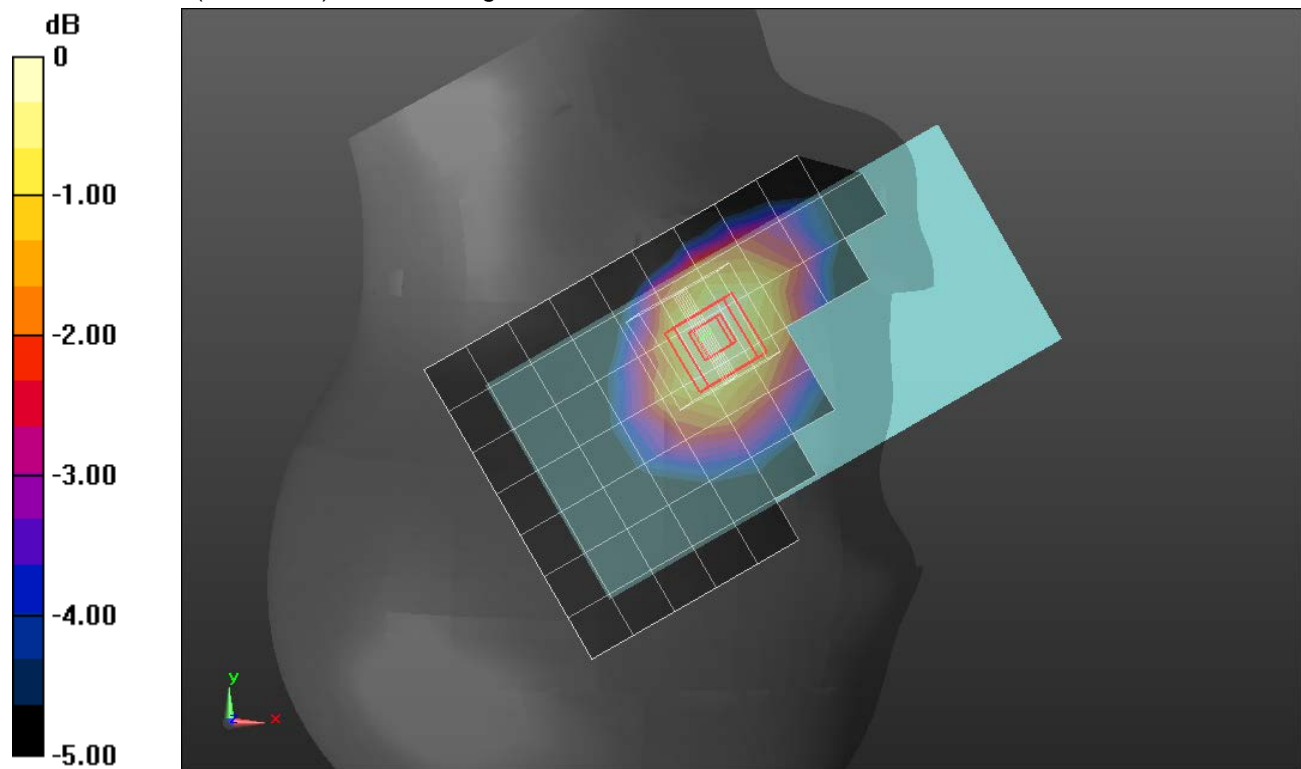
Reference Value = 13.82 V/m; Power Drift = 0.03 dB

Peak SAR (extrapolated) = 0.216 W/kg

SAR(1 g) = 0.167 W/kg; SAR(10 g) = 0.127 W/kg

[Info: Interpolated medium parameters used for SAR evaluation.](#)

Maximum value of SAR (measured) = 0.200 W/kg



0 dB = 0.200 W/kg = -6.99 dBW/kg

W-CDMA Band V

Frequency: 836.6 MHz; Duty Cycle: 1:1; Room Ambient Temperature: 24.0°C; Liquid Temperature: 23.0°C
 Medium parameters used (interpolated): $f = 836.6$ MHz; $\sigma = 0.936$ S/m; $\epsilon_r = 41.289$; $\rho = 1000$ kg/m³

DASY5 Configuration:

- Area Scan Setting: Find Secondary Maximum Within: 2.0 dB and with a peak SAR value greater than 0.0012W/kg
- Electronics: DAE4 Sn1359; Calibrated: 2/15/2019
- Probe: EX3DV4 - SN7483; ConvF(9.76, 9.76, 9.76) @ 836.6 MHz; Calibrated: 11/14/2018
- Sensor-Surface: 1.4mm (Mechanical Surface Detection)
- Phantom: Twin-SAM V8.0 (20deg probe tilt); Type: QD 000 P41 AA; Serial: 1957

Rear/RMC Rel. 99_ch 4183/15mm/Area Scan (9x14x1): Measurement grid: dx=15mm, dy=15mm

[Info: Interpolated medium parameters used for SAR evaluation.](#)

Maximum value of SAR (measured) = 0.339 W/kg

Rear/RMC Rel. 99_ch 4183/15mm/Zoom Scan (5x5x7)/Cube 0: Measurement grid: dx=8mm, dy=8mm, dz=5mm

Reference Value = 18.06 V/m; Power Drift = 0.02 dB

Peak SAR (extrapolated) = 0.427 W/kg

SAR(1 g) = 0.255 W/kg; SAR(10 g) = 0.154 W/kg

[Info: Interpolated medium parameters used for SAR evaluation.](#)

Maximum value of SAR (measured) = 0.362 W/kg

Rear/RMC Rel. 99_ch 4183/15mm/Zoom Scan 2 (6x6x7)/Cube 0: Measurement grid: dx=8mm, dy=8mm, dz=5mm

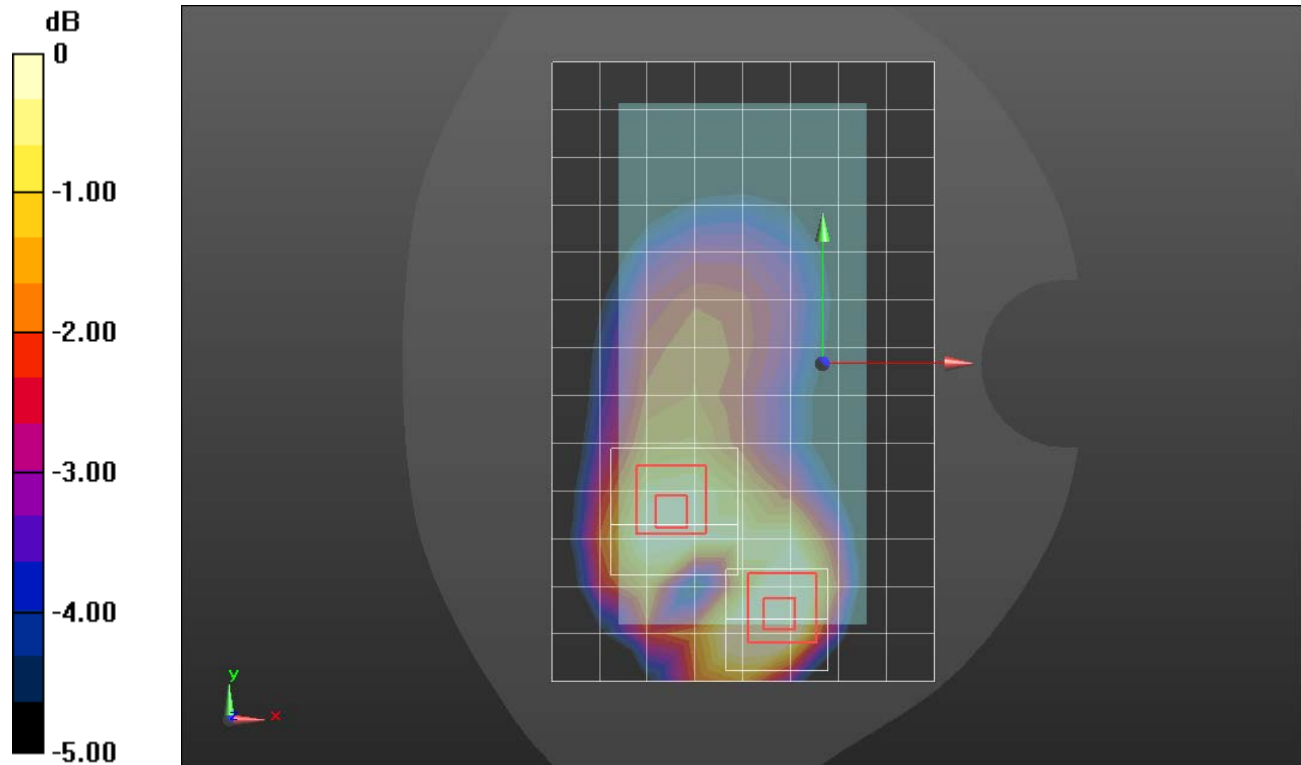
Reference Value = 18.06 V/m; Power Drift = 0.02 dB

Peak SAR (extrapolated) = 0.305 W/kg

SAR(1 g) = 0.215 W/kg; SAR(10 g) = 0.149 W/kg

[Info: Interpolated medium parameters used for SAR evaluation.](#)

Maximum value of SAR (measured) = 0.272 W/kg



0 dB = 0.272 W/kg = -5.65 dBW/kg

W-CDMA Band V

Frequency: 836.6 MHz; Duty Cycle: 1:1; Room Ambient Temperature: 24.0°C; Liquid Temperature: 23.0°C
 Medium parameters used (interpolated): $f = 836.6$ MHz; $\sigma = 0.936$ S/m; $\epsilon_r = 41.289$; $\rho = 1000$ kg/m³

DASY5 Configuration:

- Area Scan Setting: Find Secondary Maximum Within: 2.0 dB and with a peak SAR value greater than 0.0012W/kg
- Electronics: DAE4 Sn1359; Calibrated: 2/15/2019
- Probe: EX3DV4 - SN7483; ConvF(9.76, 9.76, 9.76) @ 836.6 MHz; Calibrated: 11/14/2018
- Sensor-Surface: 1.4mm (Mechanical Surface Detection (Locations From Previous Scan Used)), Sensor-Surface: 1.4mm (Mechanical Surface Detection)
- Phantom: Twin-SAM V8.0 (20deg probe tilt); Type: QD 000 P41 AA; Serial: 1957

Rear/RMC Rel. 99_ch 4183/10mm/Area Scan (9x14x1): Measurement grid: dx=15mm, dy=15mm

[Info: Interpolated medium parameters used for SAR evaluation.](#)

Maximum value of SAR (measured) = 0.677 W/kg

Rear/RMC Rel. 99_ch 4183/10mm/Zoom Scan (6x6x7)/Cube 0: Measurement grid: dx=8mm, dy=8mm, dz=5mm

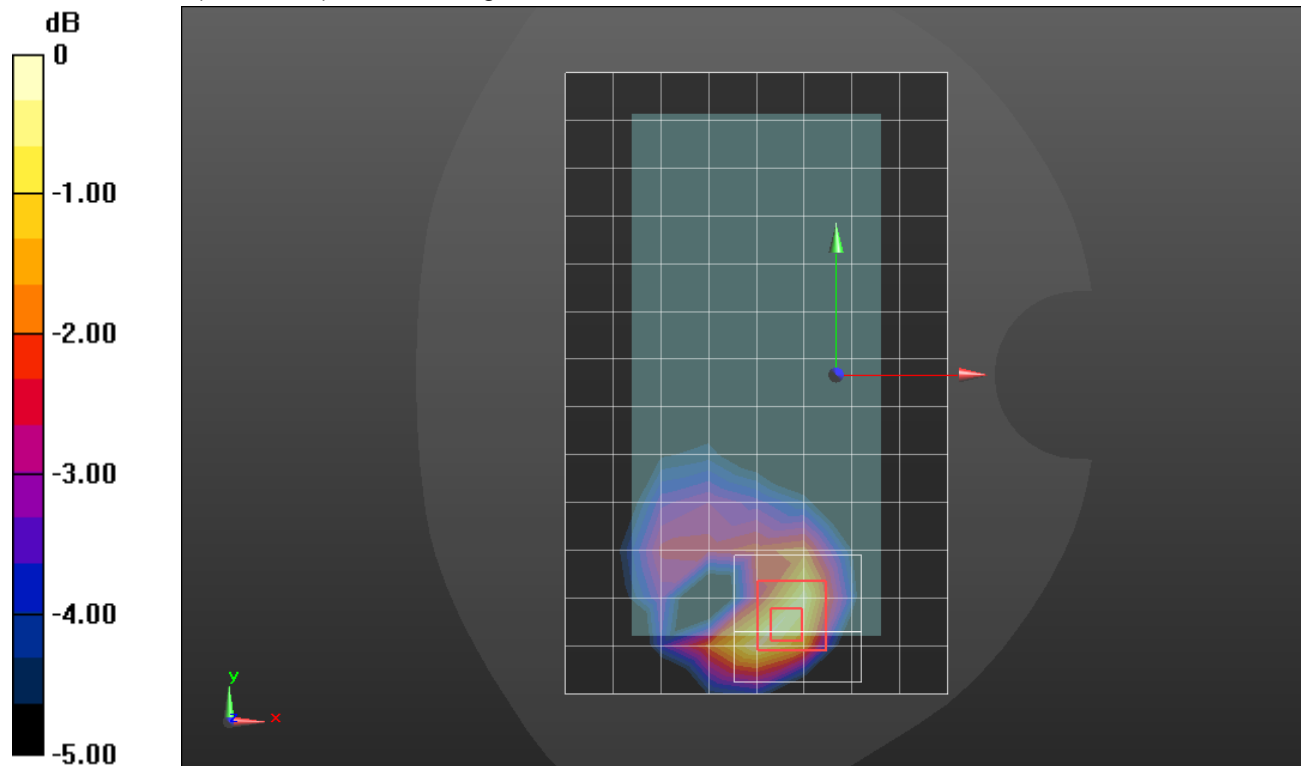
Reference Value = 25.18 V/m; Power Drift = -0.03 dB

Peak SAR (extrapolated) = 0.862 W/kg

SAR(1 g) = 0.488 W/kg; SAR(10 g) = 0.287 W/kg

[Info: Interpolated medium parameters used for SAR evaluation.](#)

Maximum value of SAR (measured) = 0.708 W/kg



0 dB = 0.708 W/kg = -1.50 dBW/kg

LTE Band 2

Frequency: 1880 MHz; Duty Cycle: 1:1; Room Ambient Temperature: 24.0°C; Liquid Temperature: 23.0°C

Medium parameters used: $f = 1880$ MHz; $\sigma = 1.434$ S/m; $\epsilon_r = 40.234$; $\rho = 1000$ kg/m³

DASY5 Configuration:

- Area Scan Setting: Find Secondary Maximum Within: 2.0 dB and with a peak SAR value greater than 0.0012W/kg
- Electronics: DAE4 Sn1239; Calibrated: 7/10/2019
- Probe: EX3DV4 - SN7501; ConvF(8.72, 8.72, 8.72) @ 1880 MHz; Calibrated: 5/21/2019
- Sensor-Surface: 1.4mm (Mechanical Surface Detection)
- Phantom: SAM with CRP (Wi-Fi 5 GHz); Type: QD000P40CD; Serial: TP:xxxx

LHS/Touch_QPSK RB 1,99 Ch 18900/Area Scan (8x14x1): Measurement grid: dx=15mm, dy=15mm

Maximum value of SAR (measured) = 0.181 W/kg

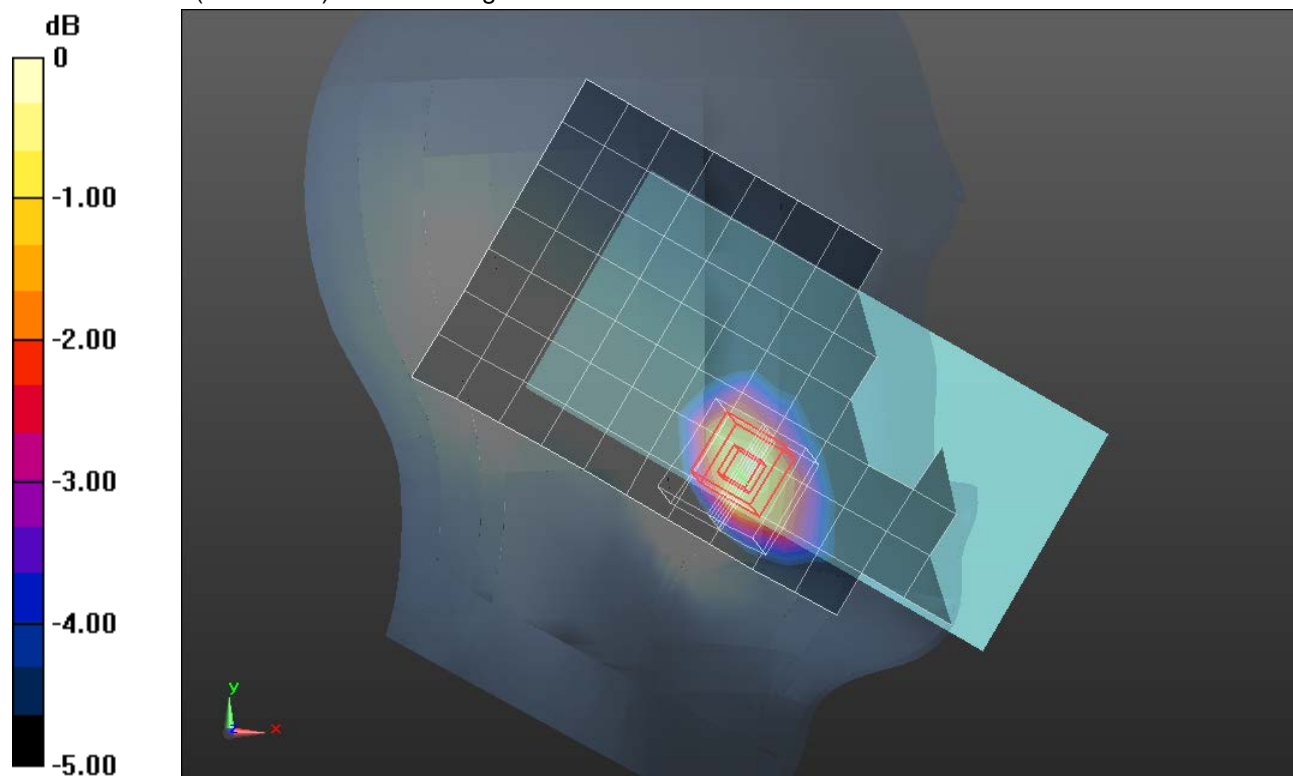
LHS/Touch_QPSK RB 1,99 Ch 18900/Zoom Scan (5x5x7)/Cube 0: Measurement grid: dx=8mm, dy=8mm, dz=5mm

Reference Value = 10.68 V/m; Power Drift = 0.06 dB

Peak SAR (extrapolated) = 0.236 W/kg

SAR(1 g) = 0.151 W/kg; SAR(10 g) = 0.095 W/kg

Maximum value of SAR (measured) = 0.204 W/kg



0 dB = 0.204 W/kg = -6.90 dBW/kg

LTE Band 2

Frequency: 1880 MHz; Duty Cycle: 1:1; Room Ambient Temperature: 24.0°C; Liquid Temperature: 23.0°C

Medium parameters used: $f = 1880$ MHz; $\sigma = 1.434$ S/m; $\epsilon_r = 40.234$; $\rho = 1000$ kg/m³

DASY5 Configuration:

- Area Scan Setting: Find Secondary Maximum Within: 2.0 dB and with a peak SAR value greater than 0.0012W/kg
- Electronics: DAE4 Sn1239; Calibrated: 7/10/2019
- Probe: EX3DV4 - SN7501; ConvF(8.72, 8.72, 8.72) @ 1880 MHz; Calibrated: 5/21/2019
- Sensor-Surface: 1.4mm (Mechanical Surface Detection)
- Phantom: SAM with CRP (Wi-Fi 5 GHz); Type: QD000P40CD; Serial: TP:xxxx

Rear/QPSK RB 1,99 Ch 18900_15mm/Area Scan (8x14x1): Measurement grid: dx=15mm, dy=15mm
 Maximum value of SAR (measured) = 0.696 W/kg

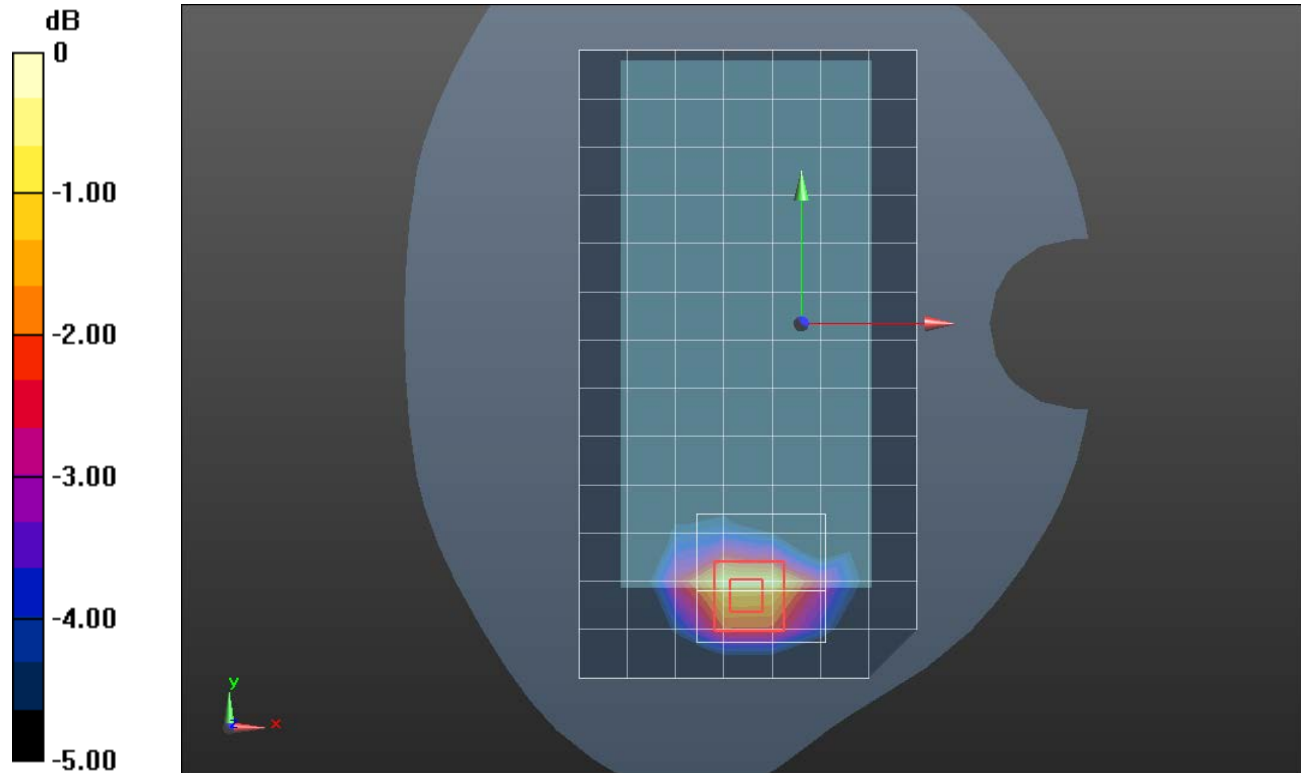
Rear/QPSK RB 1,99 Ch 18900_15mm/Zoom Scan (6x6x7)/Cube 0: Measurement grid: dx=8mm, dy=8mm, dz=5mm

Reference Value = 20.97 V/m; Power Drift = -0.05 dB

Peak SAR (extrapolated) = 0.902 W/kg

SAR(1 g) = 0.550 W/kg; SAR(10 g) = 0.322 W/kg

Maximum value of SAR (measured) = 0.780 W/kg



0 dB = 0.780 W/kg = -1.08 dBW/kg

LTE Band 2

Frequency: 1900 MHz; Duty Cycle: 1:1; Room Ambient Temperature: 24.0°C; Liquid Temperature: 23.0°C

Medium parameters used: $f = 1900$ MHz; $\sigma = 1.455$ S/m; $\epsilon_r = 38.864$; $\rho = 1000$ kg/m³

DASY5 Configuration:

- Area Scan Setting: Find Secondary Maximum Within: 2.0 dB and with a peak SAR value greater than 0.0012W/kg
- Electronics: DAE4 Sn1239; Calibrated: 7/10/2019
- Probe: EX3DV4 - SN7501; ConvF(8.72, 8.72, 8.72) @ 1900 MHz; Calibrated: 5/21/2019
- Sensor-Surface: 1.4mm (Mechanical Surface Detection)
- Phantom: SAM with CRP (Wi-Fi 5 GHz); Type: QD000P40CD; Serial: TP:xxxx

Edge 3/QPSK RB 50,24 Ch 19100_10mm/Area Scan (7x9x1): Measurement grid: dx=15mm, dy=15mm

Maximum value of SAR (measured) = 1.13 W/kg

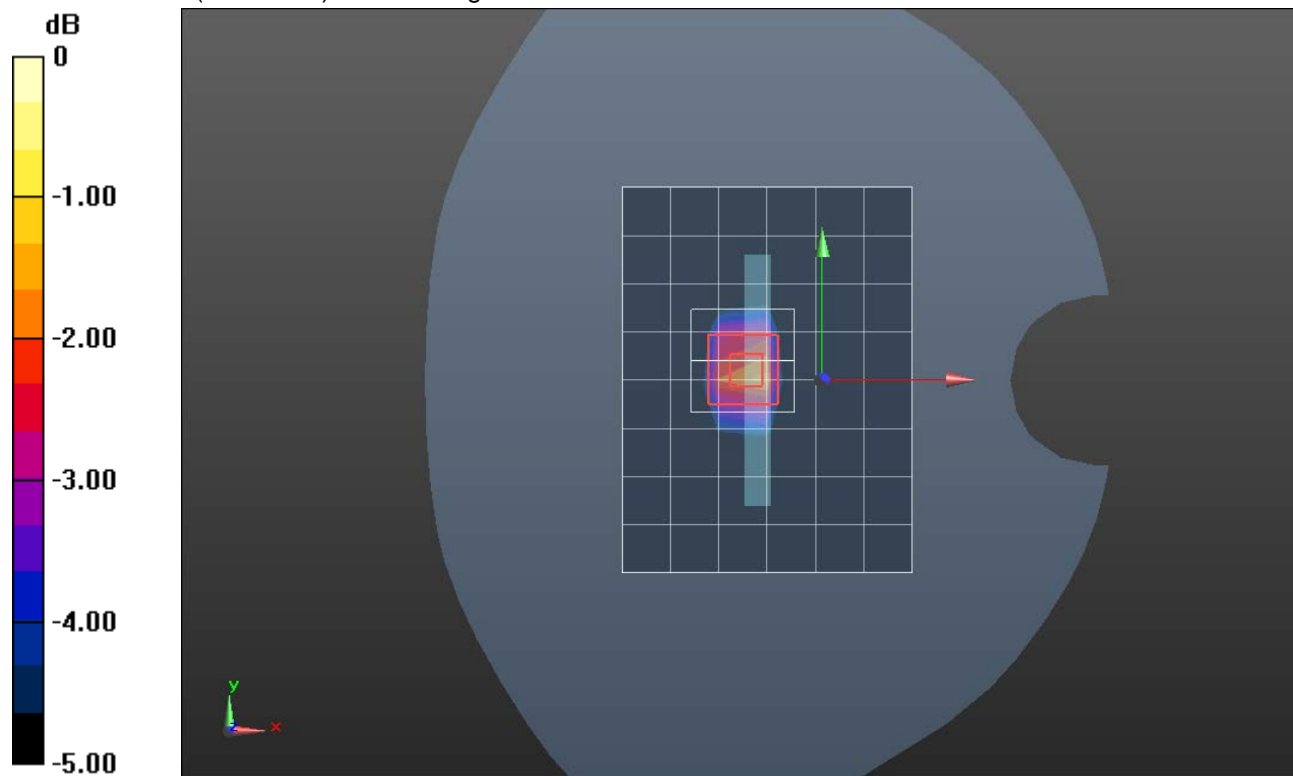
Edge 3/QPSK RB 50,24 Ch 19100_10mm/Zoom Scan (5x5x7)/Cube 0: Measurement grid: dx=8mm, dy=8mm, dz=5mm

Reference Value = 26.34 V/m; Power Drift = 0.16 dB

Peak SAR (extrapolated) = 1.88 W/kg

SAR(1 g) = 1.07 W/kg; SAR(10 g) = 0.566 W/kg

Maximum value of SAR (measured) = 1.59 W/kg



0 dB = 1.59 W/kg = 2.01 dBW/kg

LTE Band 2

Frequency: 1880 MHz; Duty Cycle: 1:1; Room Ambient Temperature: 24.0°C; Liquid Temperature: 23.0°C

Medium parameters used: $f = 1880$ MHz; $\sigma = 1.434$ S/m; $\epsilon_r = 40.234$; $\rho = 1000$ kg/m³

DASY5 Configuration:

- Area Scan Setting: Find Secondary Maximum Within: 2.0 dB and with a peak SAR value greater than 0.0012W/kg
- Electronics: DAE4 Sn1239; Calibrated: 7/10/2019
- Probe: EX3DV4 - SN7501; ConvF(8.72, 8.72, 8.72) @ 1880 MHz; Calibrated: 5/21/2019
- Sensor-Surface: 1.4mm (Mechanical Surface Detection (Locations From Previous Scan Used)), Sensor-Surface: 1.4mm (Mechanical Surface Detection)
- Phantom: SAM with CRP (Wi-Fi 5 GHz); Type: QD000P40CD; Serial: TP:xxxx

Edge 3/QPSK RB 50,24 Ch 18900_0mm/Area Scan (7x9x1): Measurement grid: dx=15mm, dy=15mm
 Maximum value of SAR (measured) = 8.02 W/kg

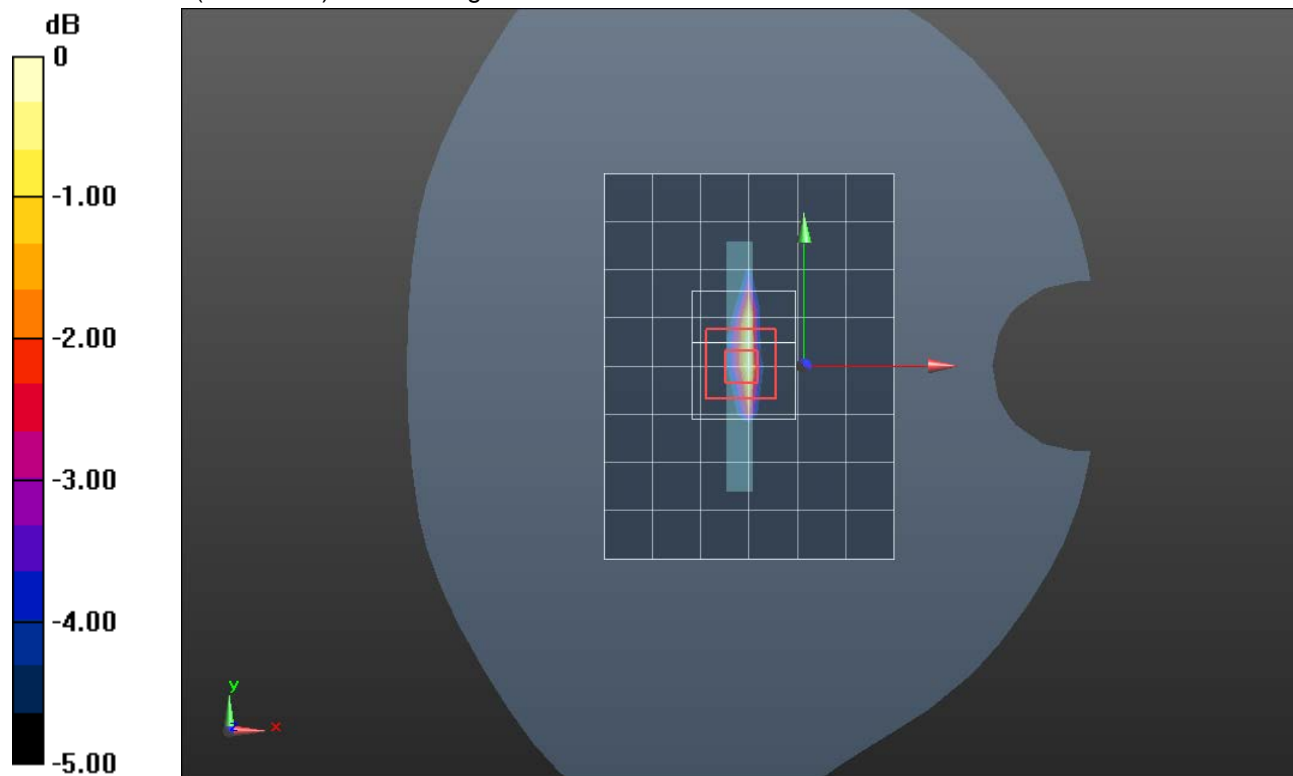
Edge 3/QPSK RB 50,24 Ch 18900_0mm/Zoom Scan (5x6x7)/Cube 0: Measurement grid: dx=8mm, dy=8mm, dz=5mm

Reference Value = 64.59 V/m; Power Drift = 0.11 dB

Peak SAR (extrapolated) = 10.3 W/kg

SAR(1 g) = 4.49 W/kg; SAR(10 g) = 1.98 W/kg

Maximum value of SAR (measured) = 8.40 W/kg



0 dB = 8.40 W/kg = 9.24 dBW/kg

LTE Band 5

Frequency: 836.5 MHz; Duty Cycle: 1:1; Room Ambient Temperature: 24.0°C; Liquid Temperature: 23.0°C

Medium parameters used (interpolated): $f = 836.5$ MHz; $\sigma = 0.936$ S/m; $\epsilon_r = 41.289$; $\rho = 1000$ kg/m³

DASY5 Configuration:

- Area Scan Setting: Find Secondary Maximum Within: 2.0 dB and with a peak SAR value greater than 0.0012W/kg
- Electronics: DAE4 Sn1359; Calibrated: 2/15/2019
- Probe: EX3DV4 - SN7483; ConvF(9.76, 9.76, 9.76) @ 836.5 MHz; Calibrated: 11/14/2018
- Sensor-Surface: 1.4mm (Mechanical Surface Detection)
- Phantom: Twin-SAM V8.0 (20deg probe tilt); Type: QD 000 P41 AA; Serial: 1957

RHS/Touch_QPSK RB 1,25 Ch 20525/Area Scan (8x13x1): Measurement grid: dx=15mm, dy=15mm

[Info: Interpolated medium parameters used for SAR evaluation.](#)

Maximum value of SAR (measured) = 0.217 W/kg

RHS/Touch_QPSK RB 1,25 Ch 20525/Zoom Scan (5x5x7)/Cube 0: Measurement grid: dx=8mm, dy=8mm, dz=5mm

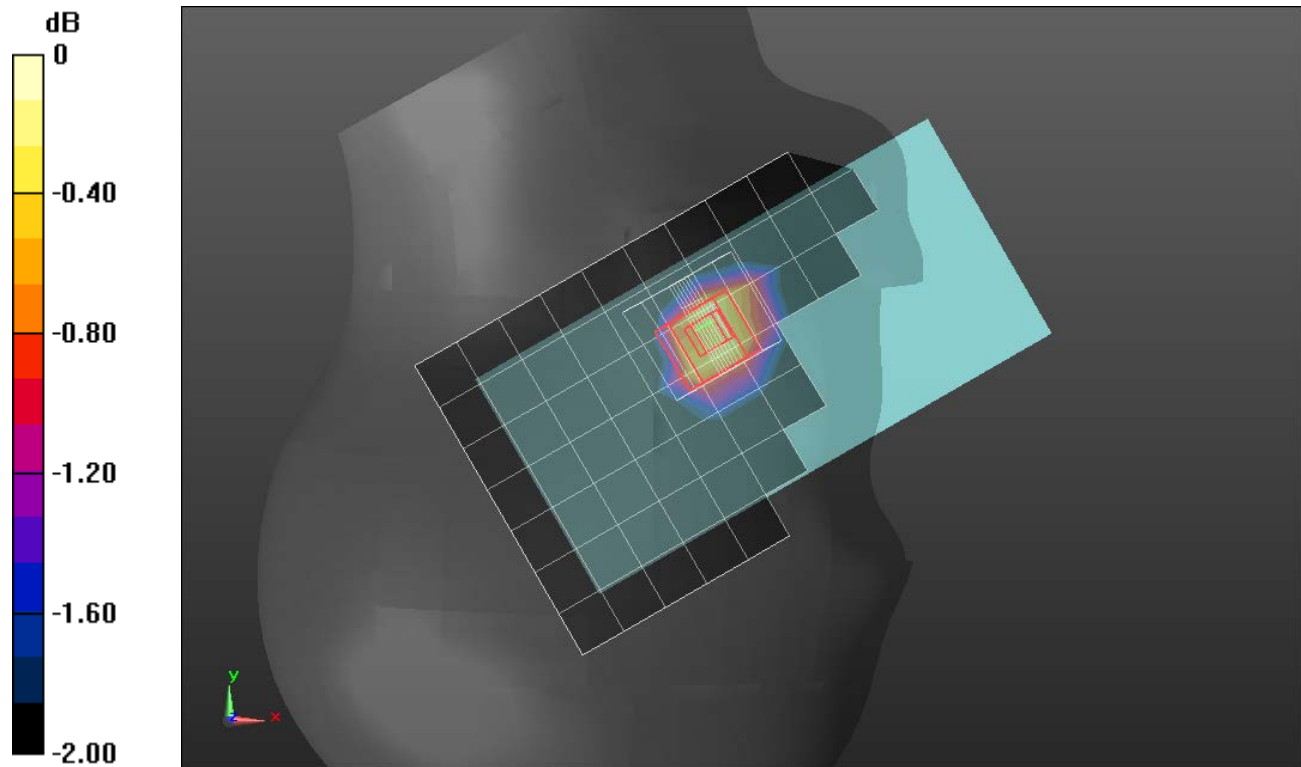
Reference Value = 14.60 V/m; Power Drift = 0.01 dB

Peak SAR (extrapolated) = 0.245 W/kg

SAR(1 g) = 0.190 W/kg; SAR(10 g) = 0.145 W/kg

[Info: Interpolated medium parameters used for SAR evaluation.](#)

Maximum value of SAR (measured) = 0.225 W/kg



0 dB = 0.225 W/kg = -6.48 dBW/kg

LTE Band 5

Frequency: 836.5 MHz; Duty Cycle: 1:1; Room Ambient Temperature: 24.0°C; Liquid Temperature: 23.0°C
 Medium parameters used (interpolated): $f = 836.5$ MHz; $\sigma = 0.936$ S/m; $\epsilon_r = 41.289$; $\rho = 1000$ kg/m³

DASY5 Configuration:

- Area Scan Setting: Find Secondary Maximum Within: 2.0 dB and with a peak SAR value greater than 0.0012W/kg
- Electronics: DAE4 Sn1359; Calibrated: 2/15/2019
- Probe: EX3DV4 - SN7483; ConvF(9.76, 9.76, 9.76) @ 836.5 MHz; Calibrated: 11/14/2018
- Sensor-Surface: 1.4mm (Mechanical Surface Detection)
- Phantom: Twin-SAM V8.0 (20deg probe tilt); Type: QD 000 P41 AA; Serial: 1957

Rear/QPSK RB 1,25 Ch 20525 15mm/Area Scan (8x14x1):

Measurement grid: dx=15mm, dy=15mm
[Info: Interpolated medium parameters used for SAR evaluation.](#)

Maximum value of SAR (measured) = 0.272 W/kg

Rear/QPSK RB 1,25 Ch 20525 15mm/Zoom Scan (5x5x7)/Cube 0:

Measurement grid: dx=8mm, dy=8mm, dz=5mm
 Reference Value = 16.29 V/m; Power Drift = 0.05 dB
 Peak SAR (extrapolated) = 0.326 W/kg

SAR(1 g) = 0.205 W/kg; SAR(10 g) = 0.129 W/kg

[Info: Interpolated medium parameters used for SAR evaluation.](#)

Maximum value of SAR (measured) = 0.282 W/kg

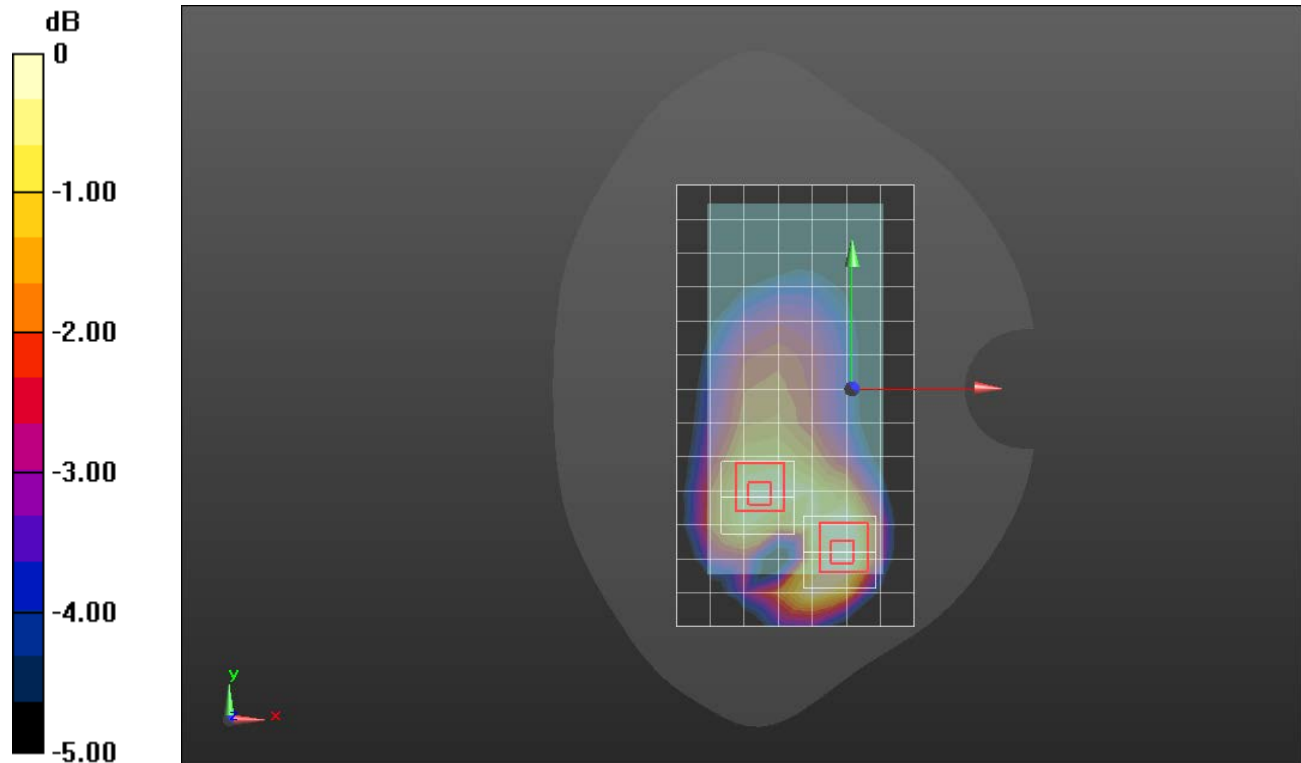
Rear/QPSK RB 1,25 Ch 20525 15mm/Zoom Scan 2 (5x5x7)/Cube 0:

Measurement grid: dx=8mm, dy=8mm, dz=5mm
 Reference Value = 16.29 V/m; Power Drift = 0.05 dB
 Peak SAR (extrapolated) = 0.266 W/kg

SAR(1 g) = 0.190 W/kg; SAR(10 g) = 0.134 W/kg

[Info: Interpolated medium parameters used for SAR evaluation.](#)

Maximum value of SAR (measured) = 0.240 W/kg



0 dB = 0.240 W/kg = -6.20 dBW/kg

LTE Band 5

Frequency: 836.5 MHz; Duty Cycle: 1:1; Room Ambient Temperature: 24.0°C; Liquid Temperature: 23.0°C
 Medium parameters used (interpolated): $f = 836.5$ MHz; $\sigma = 0.936$ S/m; $\epsilon_r = 41.289$; $\rho = 1000$ kg/m³

DASY5 Configuration:

- Area Scan Setting: Find Secondary Maximum Within: 2.0 dB and with a peak SAR value greater than 0.0012W/kg
- Electronics: DAE4 Sn1359; Calibrated: 2/15/2019
- Probe: EX3DV4 - SN7483; ConvF(9.76, 9.76, 9.76) @ 836.5 MHz; Calibrated: 11/14/2018
- Sensor-Surface: 1.4mm (Mechanical Surface Detection (Locations From Previous Scan Used)), Sensor-Surface: 1.4mm (Mechanical Surface Detection)
- Phantom: Twin-SAM V8.0 (20deg probe tilt); Type: QD 000 P41 AA; Serial: 1957

Rear/QPSK RB 1,25 Ch 20525 10mm/Area Scan (8x14x1): Measurement grid: dx=15mm, dy=15mm

[Info: Interpolated medium parameters used for SAR evaluation.](#)

Maximum value of SAR (measured) = 0.780 W/kg

Rear/QPSK RB 1,25 Ch 20525 10mm/Zoom Scan (6x6x7)/Cube 0: Measurement grid: dx=8mm, dy=8mm, dz=5mm

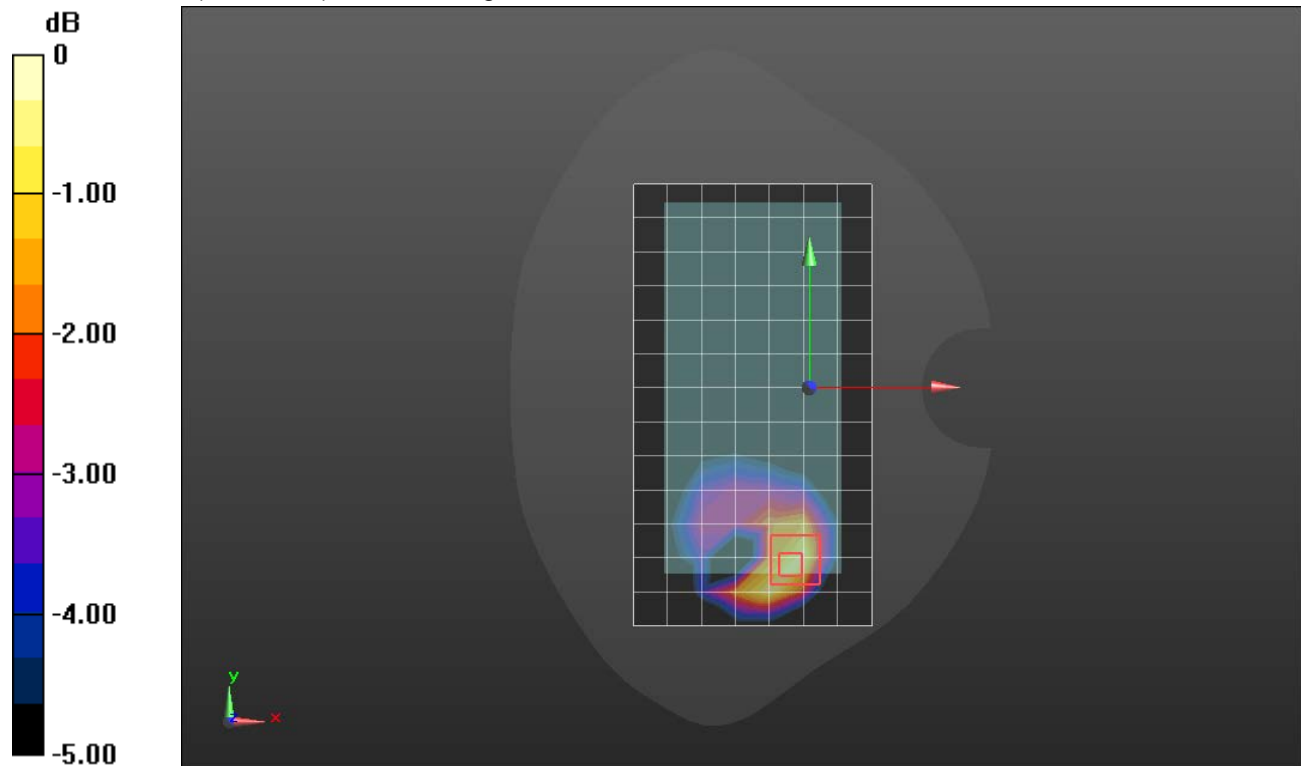
Reference Value = 27.17 V/m; Power Drift = 0.04 dB

Peak SAR (extrapolated) = 1.02 W/kg

SAR(1 g) = 0.590 W/kg; SAR(10 g) = 0.351 W/kg

[Info: Interpolated medium parameters used for SAR evaluation.](#)

Maximum value of SAR (measured) = 0.834 W/kg



0 dB = 0.834 W/kg = -0.79 dBW/kg

LTE Band 12

Frequency: 707.5 MHz; Duty Cycle: 1:1; Room Ambient Temperature: 24.0°C; Liquid Temperature: 23.0°C

Medium parameters used (interpolated): $f = 707.5$ MHz; $\sigma = 0.89$ S/m; $\epsilon_r = 41.511$; $\rho = 1000$ kg/m³

DASY5 Configuration:

- Area Scan Setting: Find Secondary Maximum Within: 2.0 dB and with a peak SAR value greater than 0.0012W/kg
- Electronics: DAE4 Sn1359; Calibrated: 2/15/2019
- Probe: EX3DV4 - SN7483; ConvF(10.12, 10.12, 10.12) @ 707.5 MHz; Calibrated: 11/14/2018
- Sensor-Surface: 1.4mm (Mechanical Surface Detection)
- Phantom: Twin-SAM V8.0 (20deg probe tilt); Type: QD 000 P41 AA; Serial: 1957

RHS/Touch_QPSK RB 1,49 Ch 23095/Area Scan (8x14x1): Measurement grid: dx=15mm, dy=15mm

[Info: Interpolated medium parameters used for SAR evaluation.](#)

Maximum value of SAR (measured) = 0.107 W/kg

RHS/Touch_QPSK RB 1,49 Ch 23095/Zoom Scan (5x5x7)/Cube 0: Measurement grid: dx=8mm, dy=8mm, dz=5mm

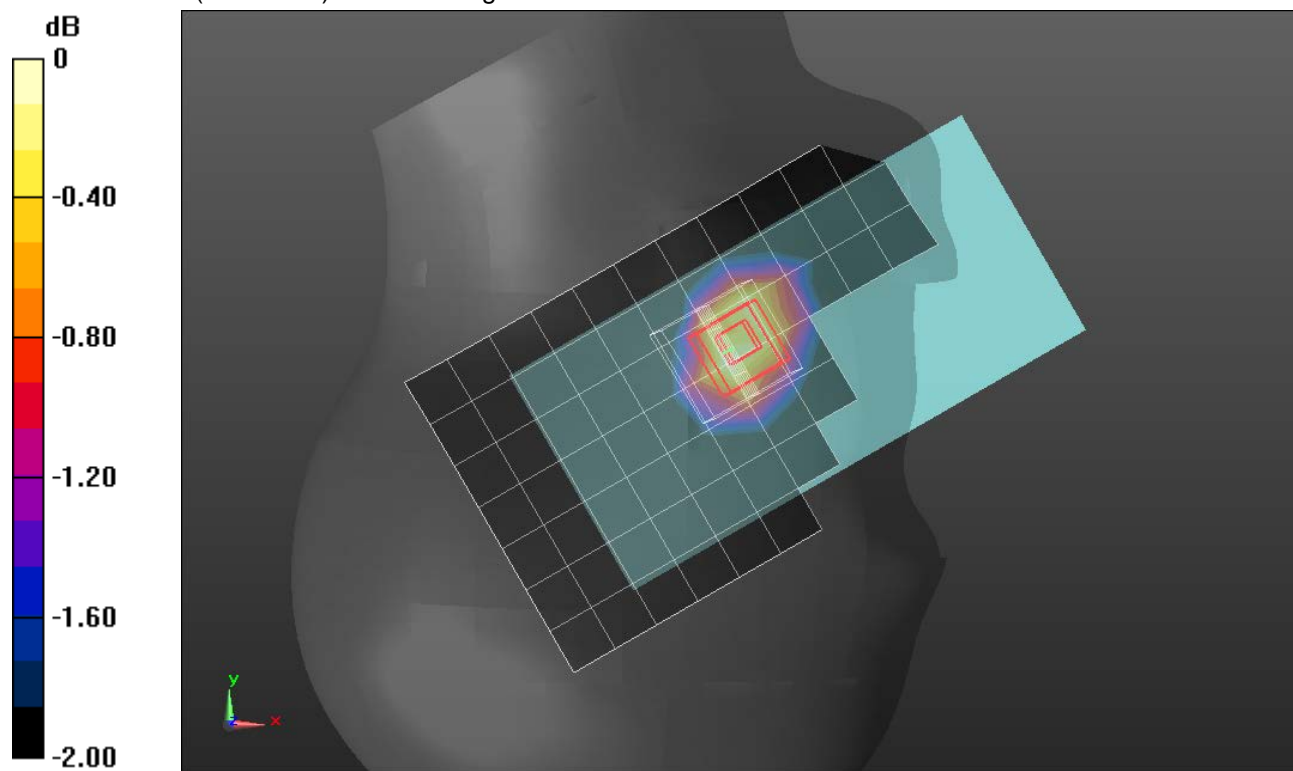
Reference Value = 10.64 V/m; Power Drift = 0.07 dB

Peak SAR (extrapolated) = 0.116 W/kg

SAR(1 g) = 0.095 W/kg; SAR(10 g) = 0.075 W/kg

[Info: Interpolated medium parameters used for SAR evaluation.](#)

Maximum value of SAR (measured) = 0.109 W/kg



0 dB = 0.109 W/kg = -9.63 dBW/kg

LTE Band 12

Frequency: 707.5 MHz; Duty Cycle: 1:1; Room Ambient Temperature: 24.0°C; Liquid Temperature: 23.0°C
 Medium parameters used (interpolated): $f = 707.5$ MHz; $\sigma = 0.89$ S/m; $\epsilon_r = 41.511$; $\rho = 1000$ kg/m³

DASY5 Configuration:

- Area Scan Setting: Find Secondary Maximum Within: 2.0 dB and with a peak SAR value greater than 0.0012W/kg
- Electronics: DAE4 Sn1359; Calibrated: 2/15/2019
- Probe: EX3DV4 - SN7483; ConvF(10.12, 10.12, 10.12) @ 707.5 MHz; Calibrated: 11/14/2018
- Sensor-Surface: 1.4mm (Mechanical Surface Detection)
- Phantom: Twin-SAM V8.0 (20deg probe tilt); Type: QD 000 P41 AA; Serial: 1957

Rear/QPSK RB 1,49 Ch 23095 15mm/Area Scan (9x14x1): Measurement grid: dx=15mm, dy=15mm

[Info: Interpolated medium parameters used for SAR evaluation.](#)

Maximum value of SAR (measured) = 0.247 W/kg

Rear/QPSK RB 1,49 Ch 23095 15mm/Zoom Scan (5x6x7)/Cube 0: Measurement grid: dx=8mm, dy=8mm, dz=5mm

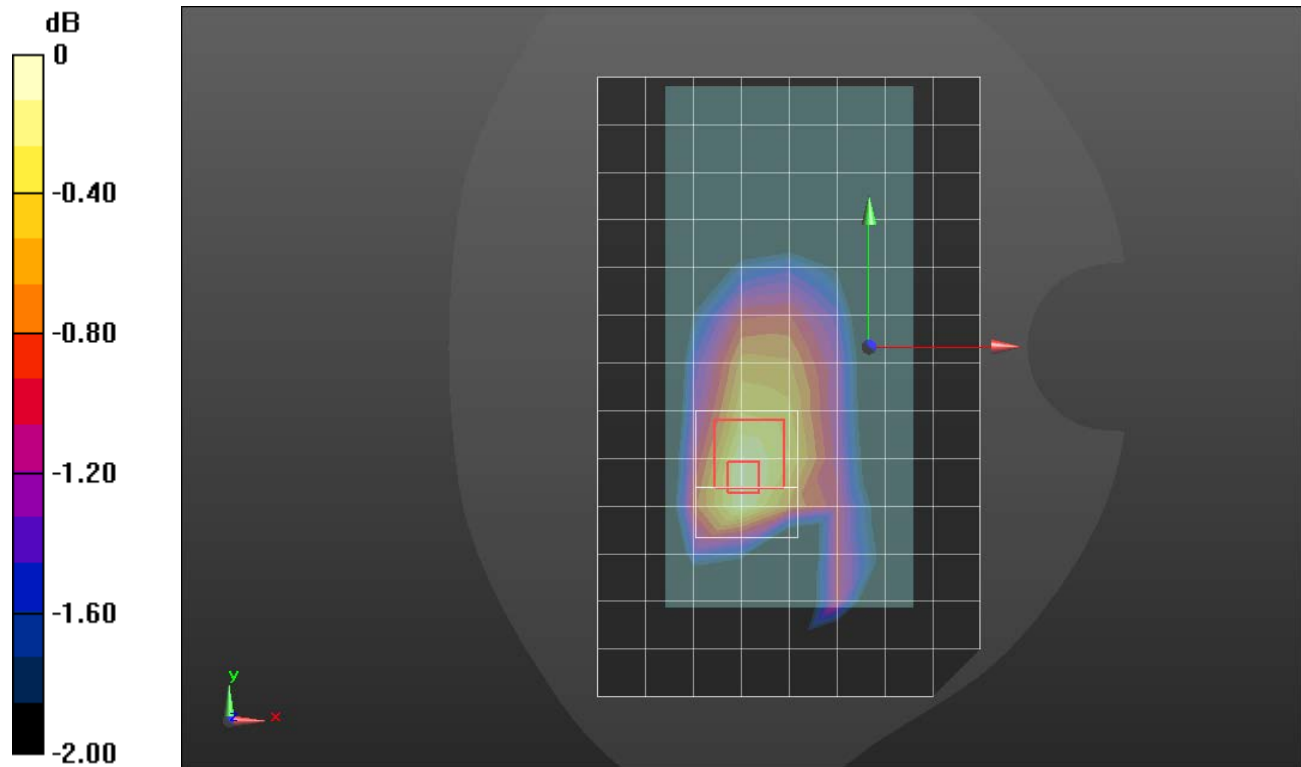
Reference Value = 16.24 V/m; Power Drift = 0.01 dB

Peak SAR (extrapolated) = 0.278 W/kg

SAR(1 g) = 0.208 W/kg; SAR(10 g) = 0.155 W/kg

[Info: Interpolated medium parameters used for SAR evaluation.](#)

Maximum value of SAR (measured) = 0.254 W/kg



0 dB = 0.254 W/kg = -5.95 dBW/kg

LTE Band 12

Frequency: 707.5 MHz; Duty Cycle: 1:1; Room Ambient Temperature: 24.0°C; Liquid Temperature: 23.0°C
 Medium parameters used (interpolated): $f = 707.5$ MHz; $\sigma = 0.89$ S/m; $\epsilon_r = 41.511$; $\rho = 1000$ kg/m³

DASY5 Configuration:

- Area Scan Setting: Find Secondary Maximum Within: 2.0 dB and with a peak SAR value greater than 0.0012W/kg
- Electronics: DAE4 Sn1359; Calibrated: 2/15/2019
- Probe: EX3DV4 - SN7483; ConvF(10.12, 10.12, 10.12) @ 707.5 MHz; Calibrated: 11/14/2018
- Sensor-Surface: 1.4mm (Mechanical Surface Detection)
- Phantom: Twin-SAM V8.0 (20deg probe tilt); Type: QD 000 P41 AA; Serial: 1957

Rear/QPSK RB 1,49 Ch 23095 10mm/Area Scan (9x14x1): Measurement grid: dx=15mm, dy=15mm

[Info: Interpolated medium parameters used for SAR evaluation.](#)

Maximum value of SAR (measured) = 0.410 W/kg

Rear/QPSK RB 1,49 Ch 23095 10mm/Zoom Scan (5x5x7)/Cube 0: Measurement grid: dx=8mm, dy=8mm, dz=5mm

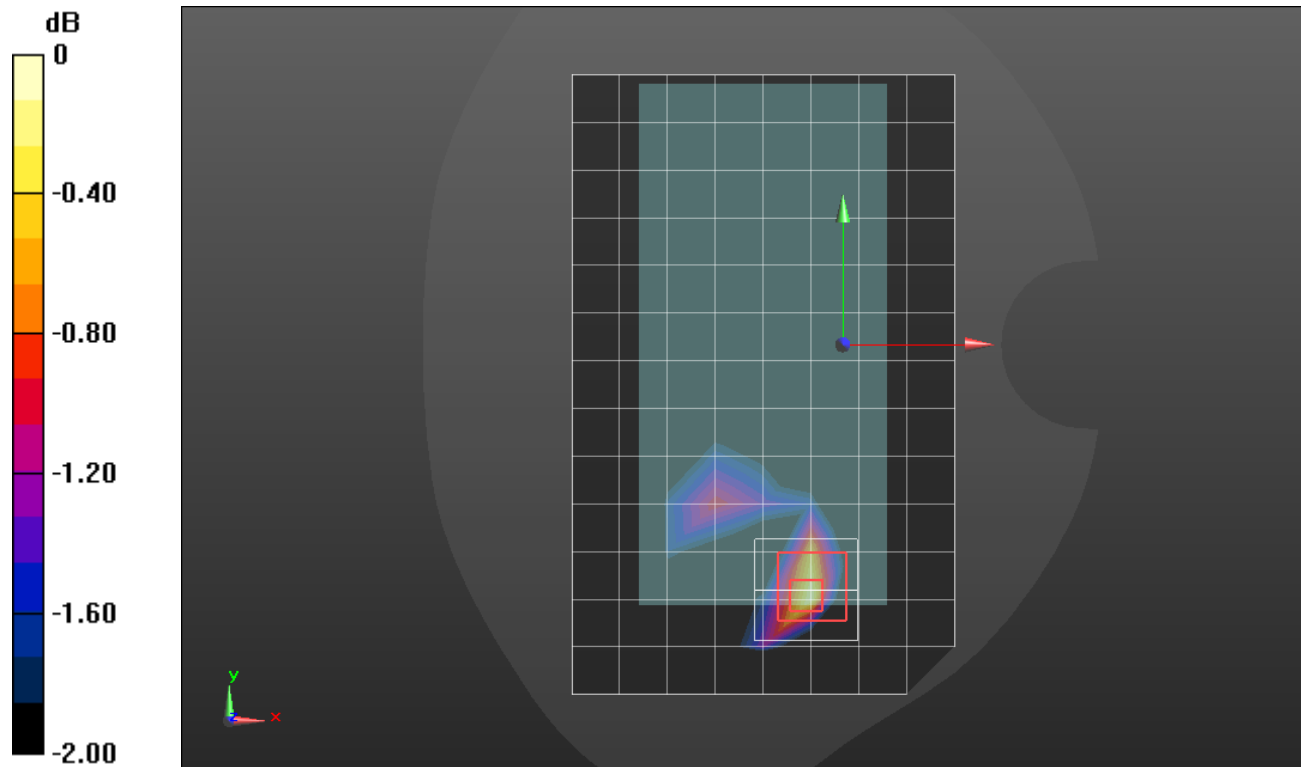
Reference Value = 20.35 V/m; Power Drift = 0.03 dB

Peak SAR (extrapolated) = 0.513 W/kg

SAR(1 g) = 0.287 W/kg; SAR(10 g) = 0.168 W/kg

[Info: Interpolated medium parameters used for SAR evaluation.](#)

Maximum value of SAR (measured) = 0.418 W/kg



0 dB = 0.418 W/kg = -3.79 dBW/kg

LTE Band 13

Frequency: 782 MHz; Duty Cycle: 1:1; Room Ambient Temperature: 24.0°C; Liquid Temperature: 23.0°C
 Medium parameters used (interpolated): $f = 782 \text{ MHz}$; $\sigma = 0.889 \text{ S/m}$; $\epsilon_r = 41.21$; $\rho = 1000 \text{ kg/m}^3$

DASY5 Configuration:

- Area Scan Setting: Find Secondary Maximum Within: 2.0 dB and with a peak SAR value greater than 0.0012W/kg
- Electronics: DAE4 Sn1239; Calibrated: 7/10/2019
- Probe: EX3DV4 - SN7501; ConvF(10.83, 10.83, 10.83) @ 782 MHz; Calibrated: 5/21/2019
- Sensor-Surface: 1.4mm (Mechanical Surface Detection)
- Phantom: SAM with CRP (Wi-Fi 5 GHz); Type: QD000P40CD; Serial: TP:xxxx

RHS/Touch_QPSK RB 1,25 Ch 23230/Area Scan (8x14x1): Measurement grid: $dx=15\text{mm}$, $dy=15\text{mm}$.
 Maximum value of SAR (measured) = 0.0990 W/kg

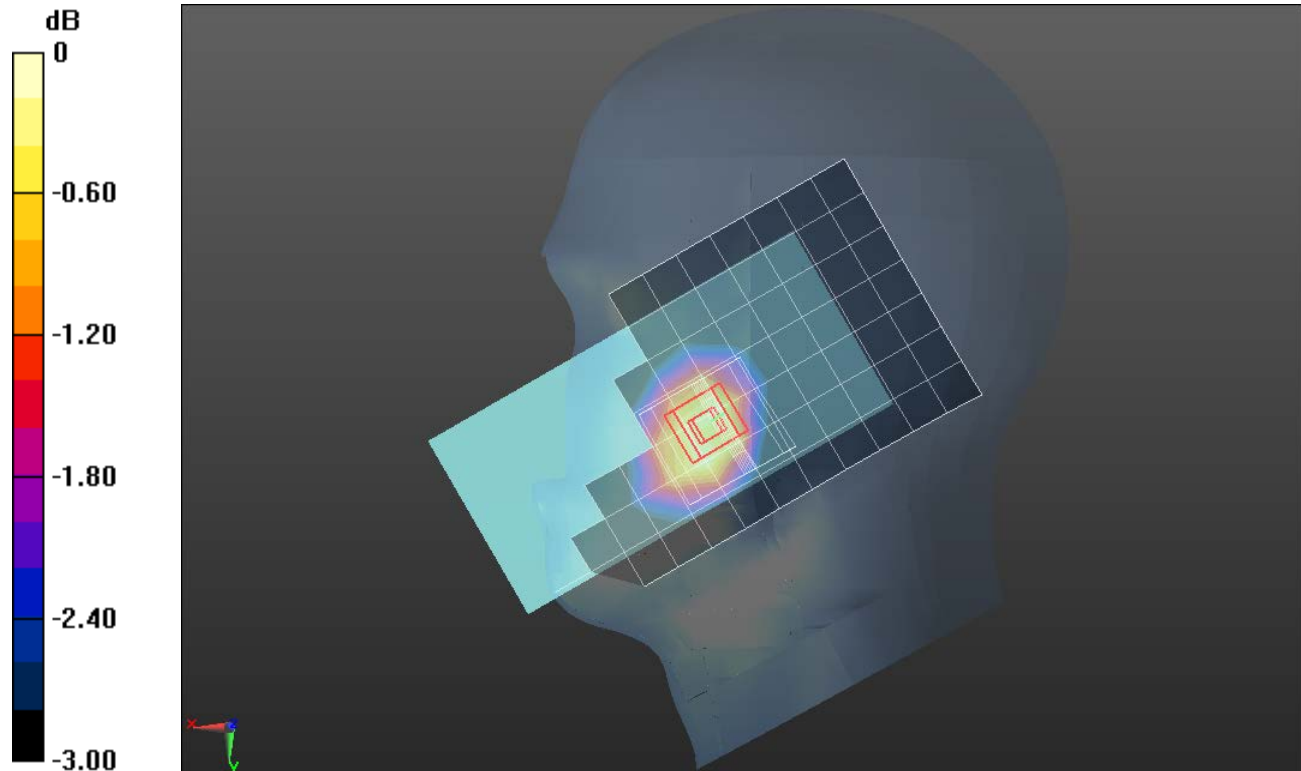
RHS/Touch_QPSK RB 1,25 Ch 23230/Zoom Scan (6x6x7)/Cube 0: Measurement grid: $dx=8\text{mm}$, $dy=8\text{mm}$, $dz=5\text{mm}$

Reference Value = 10.33 V/m; Power Drift = -0.01 dB

Peak SAR (extrapolated) = 0.109 W/kg

SAR(1 g) = 0.087 W/kg; SAR(10 g) = 0.068 W/kg.

Maximum value of SAR (measured) = 0.102 W/kg



0 dB = 0.102 W/kg = -9.91 dBW/kg

LTE Band 13

Frequency: 782 MHz; Duty Cycle: 1:1; Room Ambient Temperature: 24.0°C; Liquid Temperature: 23.0°C

Medium parameters used (interpolated): $f = 782 \text{ MHz}$; $\sigma = 0.889 \text{ S/m}$; $\epsilon_r = 41.21$; $\rho = 1000 \text{ kg/m}^3$

DASY5 Configuration:

- Area Scan Setting: Find Secondary Maximum Within: 2.0 dB and with a peak SAR value greater than 0.0012W/kg
- Electronics: DAE4 Sn1239; Calibrated: 7/10/2019
- Probe: EX3DV4 - SN7501; ConvF(10.83, 10.83, 10.83) @ 782 MHz; Calibrated: 5/21/2019
- Sensor-Surface: 1.4mm (Mechanical Surface Detection)
- Phantom: SAM with CRP (Wi-Fi 5 GHz); Type: QD000P40CD; Serial: TP:xxxx

Rear/QPSK RB 1,25 Ch 23230_15mm/Area Scan (8x14x1): Measurement grid: dx=15mm, dy=15mm

[Info: Interpolated medium parameters used for SAR evaluation.](#)

Maximum value of SAR (measured) = 0.155 W/kg

Rear/QPSK RB 1,25 Ch 23230_15mm/Zoom Scan (5x5x7)/Cube 0: Measurement grid: dx=8mm, dy=8mm, dz=5mm

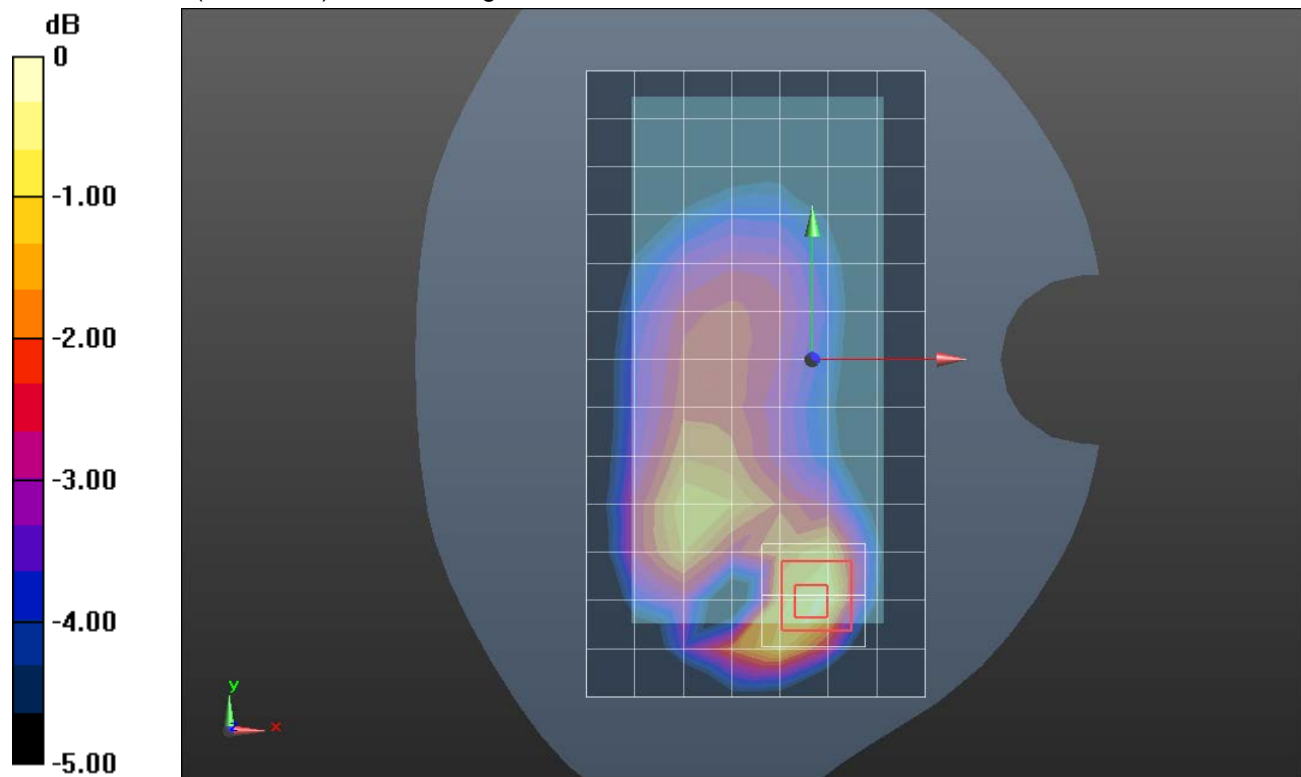
Reference Value = 12.80 V/m; Power Drift = -0.07 dB

Peak SAR (extrapolated) = 0.207 W/kg

SAR(1 g) = 0.123 W/kg; SAR(10 g) = 0.074 W/kg

[Info: Interpolated medium parameters used for SAR evaluation.](#)

Maximum value of SAR (measured) = 0.174 W/kg



0 dB = 0.174 W/kg = -7.59 dBW/kg

LTE Band 13

Frequency: 782 MHz; Duty Cycle: 1:1; Room Ambient Temperature: 24.0°C; Liquid Temperature: 23.0°C
 Medium parameters used (interpolated): $f = 782 \text{ MHz}$; $\sigma = 0.889 \text{ S/m}$; $\epsilon_r = 41.21$; $\rho = 1000 \text{ kg/m}^3$

DASY5 Configuration:

- Area Scan Setting: Find Secondary Maximum Within: 2.0 dB and with a peak SAR value greater than 0.0012W/kg
- Electronics: DAE4 Sn1239; Calibrated: 7/10/2019
- Probe: EX3DV4 - SN7501; ConvF(10.83, 10.83, 10.83) @ 782 MHz; Calibrated: 5/21/2019
- Sensor-Surface: 1.4mm (Mechanical Surface Detection (Locations From Previous Scan Used)), Sensor-Surface: 1.4mm (Mechanical Surface Detection)
- Phantom: SAM with CRP (Wi-Fi 5 GHz); Type: QD000P40CD; Serial: TP:xxxx

Rear/QPSK RB 1,25 Ch 23230_10mm/Area Scan (8x14x1): Measurement grid: dx=15mm, dy=15mm

[Info: Interpolated medium parameters used for SAR evaluation.](#)

Maximum value of SAR (measured) = 0.335 W/kg

Rear/QPSK RB 1,25 Ch 23230_10mm/Zoom Scan (5x5x7)/Cube 0: Measurement grid: dx=8mm, dy=8mm, dz=5mm

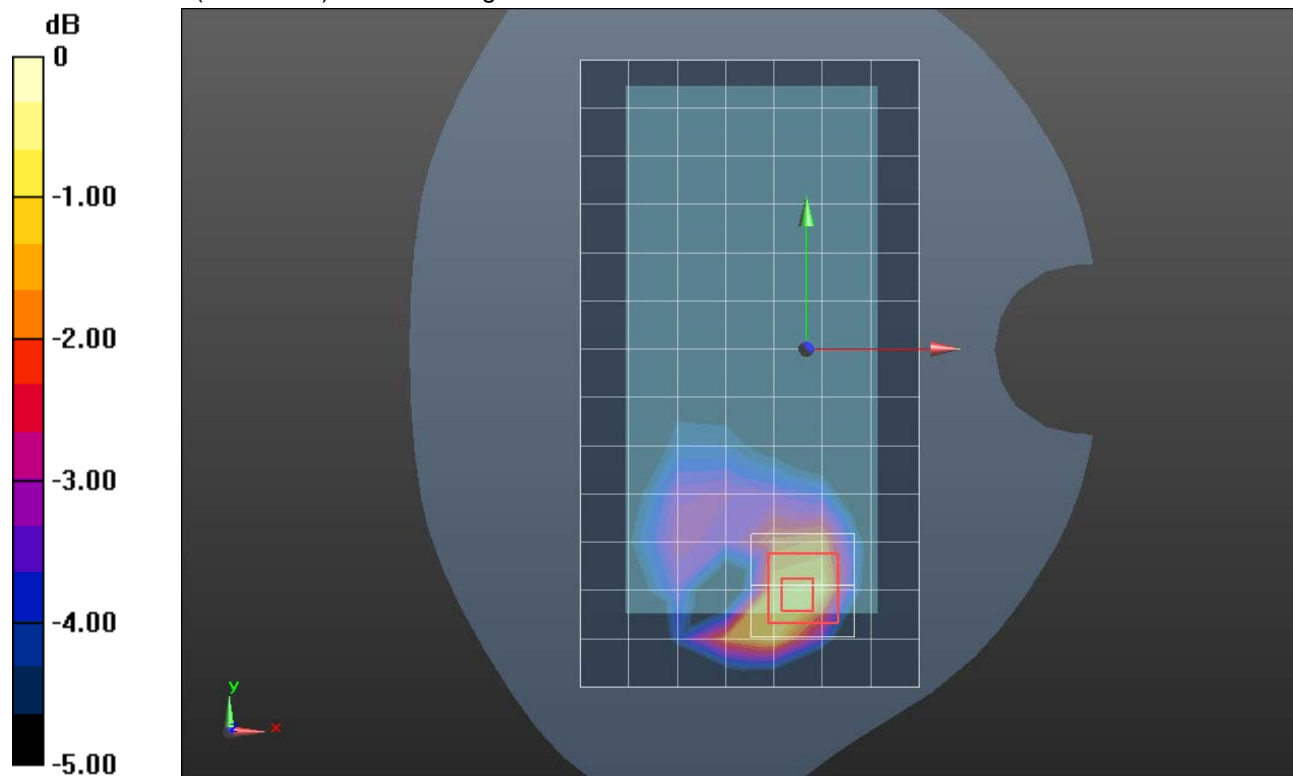
Reference Value = 18.65 V/m; Power Drift = -0.02 dB

Peak SAR (extrapolated) = 0.506 W/kg

SAR(1 g) = 0.281 W/kg; SAR(10 g) = 0.162 W/kg

[Info: Interpolated medium parameters used for SAR evaluation.](#)

Maximum value of SAR (measured) = 0.404 W/kg



0 dB = 0.404 W/kg = -3.94 dBW/kg

LTE Band 41

Frequency: 2593 MHz; Duty Cycle: 1:1.59956; Room Ambient Temperature: 24.0°C; Liquid Temperature: 23.0°C
 Medium parameters used (interpolated): $f = 2593$ MHz; $\sigma = 1.959$ S/m; $\epsilon_r = 39.24$; $\rho = 1000$ kg/m³

DASY5 Configuration:

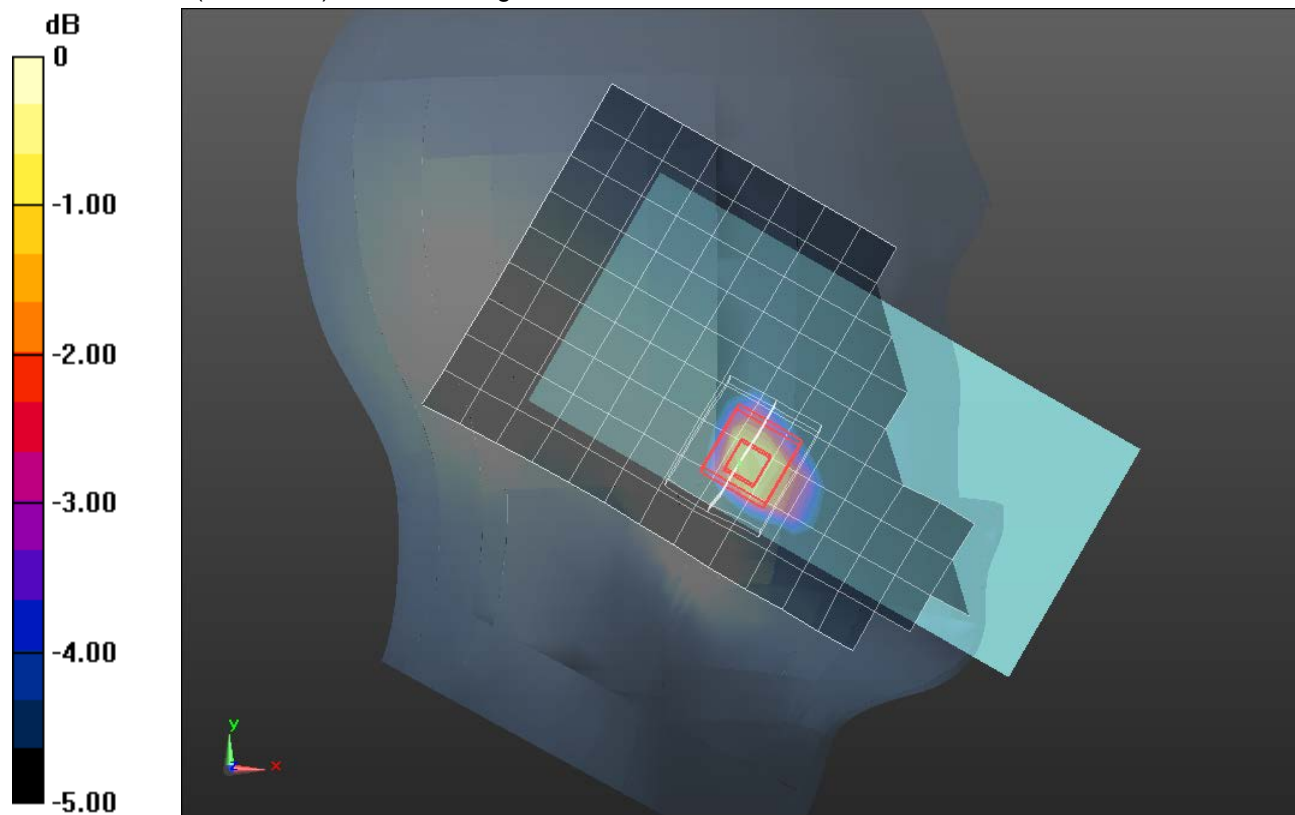
- Area Scan Setting: Find Secondary Maximum Within: 2.0 dB and with a peak SAR value greater than 0.0012W/kg
- Electronics: DAE4 Sn1472; Calibrated: 3/21/2019
- Probe: EX3DV4 - SN7500; ConvF(7.37, 7.37, 7.37) @ 2593 MHz; Calibrated: 4/18/2019
- Sensor-Surface: 1.4mm (Mechanical Surface Detection)
- Phantom: Twin-SAM V5.0 (20deg probe tilt); Type: SAM;

LHS/Touch_QPSK RB 1,49 Ch 40620/Area Scan (10x17x1):

Measurement grid: dx=12mm, dy=12mm
[Info: Interpolated medium parameters used for SAR evaluation.](#)
 Maximum value of SAR (measured) = 0.0471 W/kg

LHS/Touch_QPSK RB 1,49 Ch 40620/Zoom Scan (8x7x7)/Cube 0:

Measurement grid: dx=5mm, dy=5mm, dz=5mm
 Reference Value = 4.917 V/m; Power Drift = -0.15 dB
 Peak SAR (extrapolated) = 0.0750 W/kg
SAR(1 g) = 0.037 W/kg; SAR(10 g) = 0.019 W/kg
[Info: Interpolated medium parameters used for SAR evaluation.](#)
 Maximum value of SAR (measured) = 0.0586 W/kg



0 dB = 0.0586 W/kg = -12.32 dBW/kg

LTE Band 41

Frequency: 2593 MHz; Duty Cycle: 1:1.59956; Room Ambient Temperature: 24.0°C; Liquid Temperature: 23.0°C
 Medium parameters used (interpolated): $f = 2593$ MHz; $\sigma = 1.959$ S/m; $\epsilon_r = 39.24$; $\rho = 1000$ kg/m³
 DASY5 Configuration:

- Area Scan Setting: Find Secondary Maximum Within: 2.0 dB and with a peak SAR value greater than 0.0012W/kg
- Electronics: DAE4 Sn1472; Calibrated: 3/21/2019
- Probe: EX3DV4 - SN7500; ConvF(7.37, 7.37, 7.37) @ 2593 MHz; Calibrated: 4/18/2019
- Sensor-Surface: 1.4mm (Mechanical Surface Detection)
- Phantom: Twin-SAM V5.0 (30deg probe tilt); Type: QD 000 P40 CD; Serial: 1740

Rear/QPSK RB 1,49 Ch 40620/15mm/Area Scan (11x17x1): Measurement grid: dx=12mm, dy=12mm

[Info: Interpolated medium parameters used for SAR evaluation.](#)

Maximum value of SAR (measured) = 0.169 W/kg

Rear/QPSK RB 1,49 Ch 40620/15mm/Zoom Scan (7x7x7)/Cube 0: Measurement grid: dx=5mm, dy=5mm, dz=5mm

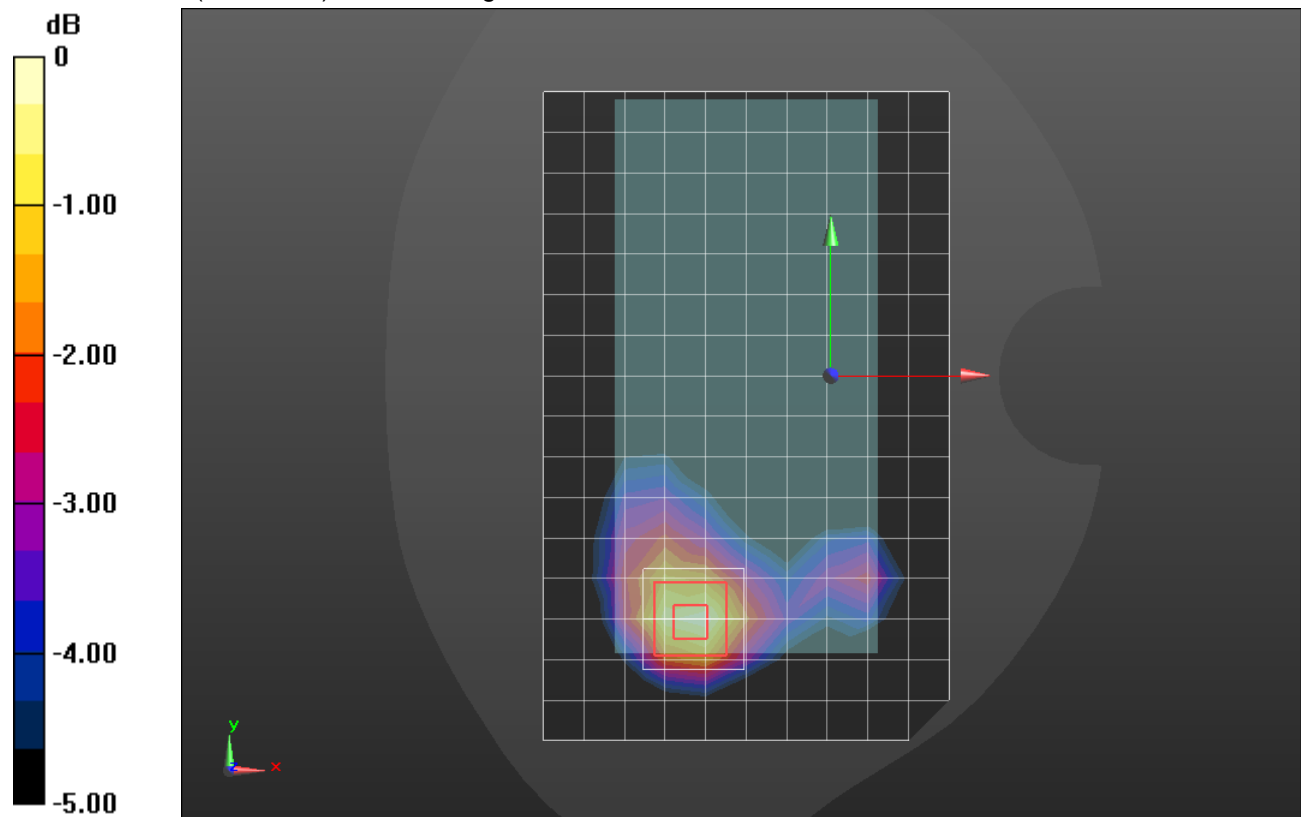
Reference Value = 8.620 V/m; Power Drift = -0.01 dB

Peak SAR (extrapolated) = 0.212 W/kg

SAR(1 g) = 0.111 W/kg; SAR(10 g) = 0.060 W/kg

[Info: Interpolated medium parameters used for SAR evaluation.](#)

Maximum value of SAR (measured) = 0.171 W/kg



0 dB = 0.171 W/kg = -7.67 dBW/kg

LTE Band 41

Frequency: 2593 MHz; Duty Cycle: 1:1.59956; Room Ambient Temperature: 24.0°C; Liquid Temperature: 23.0°C
 Medium parameters used (interpolated): $f = 2593$ MHz; $\sigma = 1.959$ S/m; $\epsilon_r = 39.24$; $\rho = 1000$ kg/m³

DASY5 Configuration:

- Area Scan Setting: Find Secondary Maximum Within: 2.0 dB and with a peak SAR value greater than 0.0012W/kg
- Electronics: DAE4 Sn1472; Calibrated: 3/21/2019
- Probe: EX3DV4 - SN7500; ConvF(7.37, 7.37, 7.37) @ 2593 MHz; Calibrated: 4/18/2019
- Sensor-Surface: 1.4mm (Mechanical Surface Detection)
- Phantom: Twin-SAM V5.0 (30deg probe tilt); Type: QD 000 P40 CD; Serial: 1740

Edge 3/QPSK RB 1,49 Ch 40620/Area Scan (7x9x1): Measurement grid: dx=12mm, dy=12mm

[Info: Interpolated medium parameters used for SAR evaluation.](#)

Maximum value of SAR (measured) = 0.654 W/kg

Edge 3/QPSK RB 1,49 Ch 40620/Zoom Scan (7x7x7)/Cube 0: Measurement grid: dx=5mm, dy=5mm, dz=5mm


Reference Value = 17.05 V/m; Power Drift = 0.19 dB

Peak SAR (extrapolated) = 0.955 W/kg

SAR(1 g) = 0.479 W/kg; SAR(10 g) = 0.235 W/kg

[Info: Interpolated medium parameters used for SAR evaluation.](#)

Maximum value of SAR (measured) = 0.775 W/kg



0 dB = 0.775 W/kg = -1.11 dBW/kg

LTE Band 66

Frequency: 1745 MHz; Duty Cycle: 1:1; Room Ambient Temperature: 24.0°C; Liquid Temperature: 23.0°C

Medium parameters used: $f = 1745 \text{ MHz}$; $\sigma = 1.341 \text{ S/m}$; $\epsilon_r = 39.103$; $\rho = 1000 \text{ kg/m}^3$

DASY5 Configuration:

- Area Scan Setting: Find Secondary Maximum Within: 2.0 dB and with a peak SAR value greater than 0.0012W/kg
- Electronics: DAE4 Sn1239; Calibrated: 7/10/2019
- Probe: EX3DV4 - SN7501; ConvF(9.11, 9.11, 9.11) @ 1745 MHz; Calibrated: 5/21/2019
- Sensor-Surface: 1.4mm (Mechanical Surface Detection)
- Phantom: SAM with CRP (Wi-Fi 5 GHz); Type: QD000P40CD; Serial: TP:xxxx

LHS/Touch_QPSK RB 1,99 Ch 132322/Area Scan (8x14x1): Measurement grid: dx=15mm, dy=15mm

Maximum value of SAR (measured) = 0.0852 W/kg

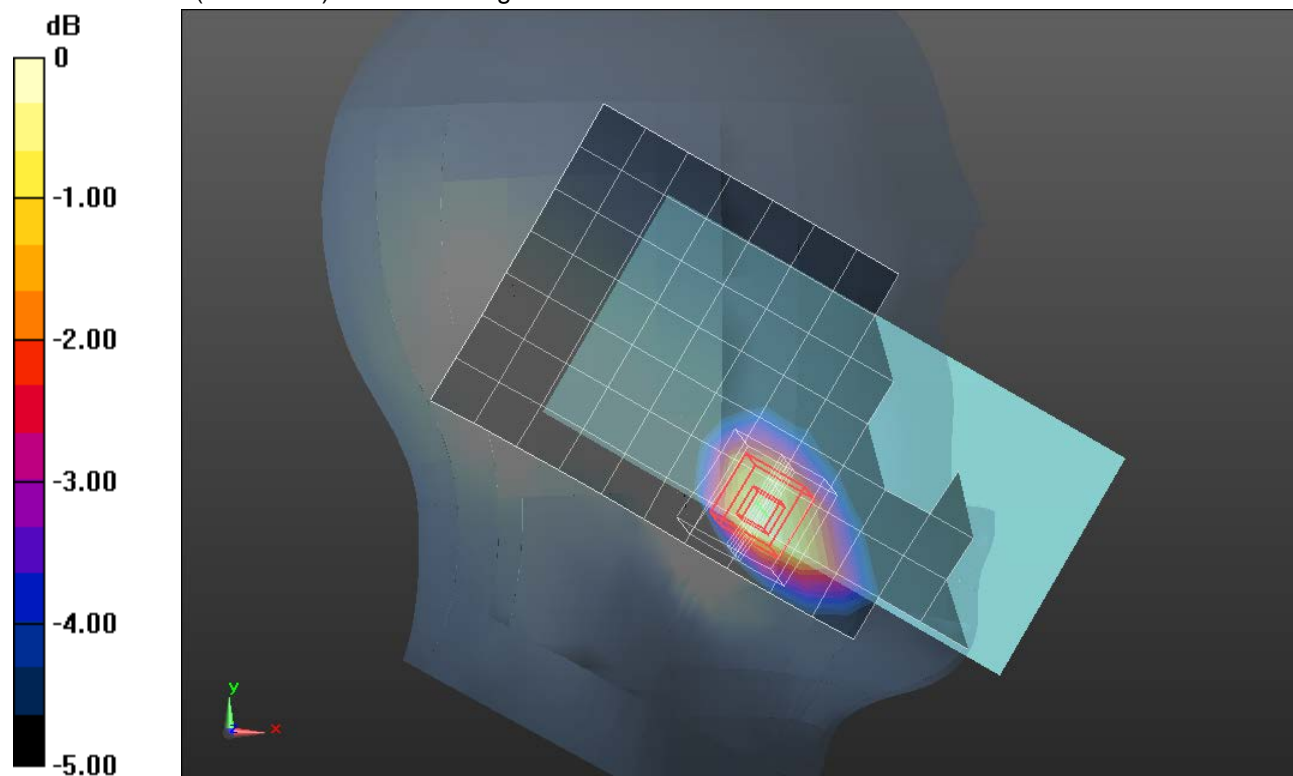
LHS/Touch_QPSK RB 1,99 Ch 132322/Zoom Scan (5x5x7)/Cube 0: Measurement grid: dx=8mm, dy=8mm, dz=5mm

Reference Value = 7.874 V/m; Power Drift = -0.02 dB

Peak SAR (extrapolated) = 0.105 W/kg

SAR(1 g) = 0.070 W/kg; SAR(10 g) = 0.045 W/kg

Maximum value of SAR (measured) = 0.0925 W/kg



0 dB = 0.0925 W/kg = -10.34 dBW/kg

LTE Band 66

Frequency: 1745 MHz; Duty Cycle: 1:1; Room Ambient Temperature: 24.0°C; Liquid Temperature: 23.0°C

Medium parameters used: $f = 1745 \text{ MHz}$; $\sigma = 1.341 \text{ S/m}$; $\epsilon_r = 39.103$; $\rho = 1000 \text{ kg/m}^3$

DASY5 Configuration:

- Area Scan Setting: Find Secondary Maximum Within: 2.0 dB and with a peak SAR value greater than 0.0012W/kg
- Electronics: DAE4 Sn1239; Calibrated: 7/10/2019
- Probe: EX3DV4 - SN7501; ConvF(9.11, 9.11, 9.11) @ 1745 MHz; Calibrated: 5/21/2019
- Sensor-Surface: 1.4mm (Mechanical Surface Detection)
- Phantom: SAM with CRP (Wi-Fi 5 GHz); Type: QD000P40CD; Serial: TP:xxxx

Rear/QPSK RB 1,99 Ch 132322_15mm/Area Scan (9x14x1): Measurement grid: dx=15mm, dy=15mm
 Maximum value of SAR (measured) = 0.392 W/kg

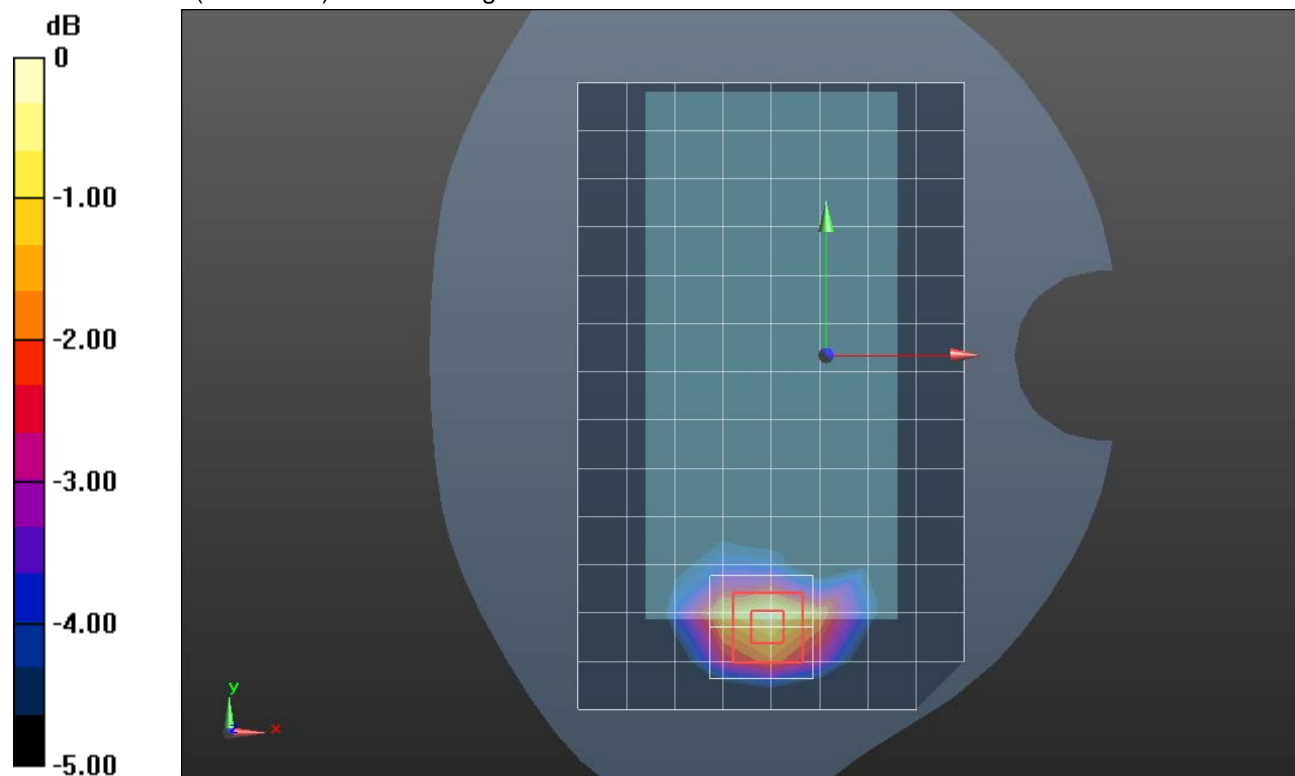
Rear/QPSK RB 1,99 Ch 132322_15mm/Zoom Scan (5x5x7)/Cube 0: Measurement grid: dx=8mm, dy=8mm, dz=5mm

Reference Value = 16.28 V/m; Power Drift = 0.00 dB

Peak SAR (extrapolated) = 0.476 W/kg

SAR(1 g) = 0.299 W/kg; SAR(10 g) = 0.177 W/kg

Maximum value of SAR (measured) = 0.415 W/kg



0 dB = 0.415 W/kg = -3.82 dBW/kg

LTE Band 66

Frequency: 1745 MHz; Duty Cycle: 1:1; Room Ambient Temperature: 24.0°C; Liquid Temperature: 23.0°C

Medium parameters used: $f = 1745 \text{ MHz}$; $\sigma = 1.341 \text{ S/m}$; $\epsilon_r = 39.103$; $\rho = 1000 \text{ kg/m}^3$

DASY5 Configuration:

- Area Scan Setting: Find Secondary Maximum Within: 2.0 dB and with a peak SAR value greater than 0.0012W/kg
- Electronics: DAE4 Sn1239; Calibrated: 7/10/2019
- Probe: EX3DV4 - SN7501; ConvF(9.11, 9.11, 9.11) @ 1745 MHz; Calibrated: 5/21/2019
- Sensor-Surface: 1.4mm (Mechanical Surface Detection)
- Phantom: SAM with CRP (Wi-Fi 5 GHz); Type: QD000P40CD; Serial: TP:xxxx

Edge 3/QPSK RB 50,24 Ch 132322_10mm/Area Scan (7x10x1): Measurement grid: dx=15mm, dy=15mm

Maximum value of SAR (measured) = 0.490 W/kg

Edge 3/QPSK RB 50,24 Ch 132322_10mm/Zoom Scan (5x5x7)/Cube 0: Measurement grid:

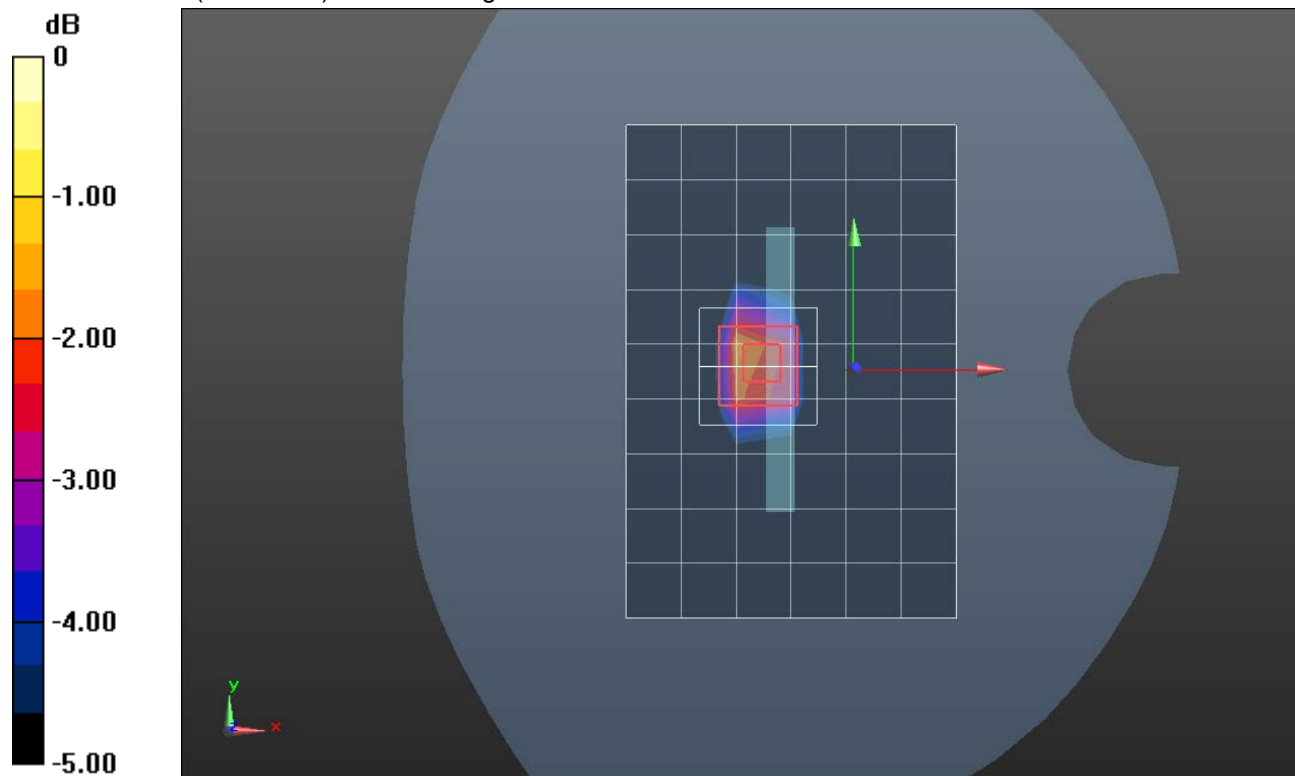
dx=8mm, dy=8mm, dz=5mm

Reference Value = 18.18 V/m; Power Drift = -0.15 dB

Peak SAR (extrapolated) = 0.802 W/kg

SAR(1 g) = 0.464 W/kg; SAR(10 g) = 0.250 W/kg

Maximum value of SAR (measured) = 0.688 W/kg



0 dB = 0.688 W/kg = -1.62 dBW/kg

LTE Band 66

Frequency: 1745 MHz; Duty Cycle: 1:1; Room Ambient Temperature: 24.0°C; Liquid Temperature: 23.0°C
 Medium parameters used: $f = 1745 \text{ MHz}$; $\sigma = 1.341 \text{ S/m}$; $\epsilon_r = 39.103$; $\rho = 1000 \text{ kg/m}^3$

DASY5 Configuration:

- Area Scan Setting: Find Secondary Maximum Within: 2.0 dB and with a peak SAR value greater than 0.0012W/kg
- Electronics: DAE4 Sn1239; Calibrated: 7/10/2019
- Probe: EX3DV4 - SN7501; ConvF(9.11, 9.11, 9.11) @ 1745 MHz; Calibrated: 5/21/2019
- Sensor-Surface: 1.4mm (Mechanical Surface Detection (Locations From Previous Scan Used)), Sensor-Surface: 1.4mm (Mechanical Surface Detection)
- Phantom: SAM with CRP (Wi-Fi 5 GHz); Type: QD000P40CD; Serial: TP:xxxx

Edge 3/QPSK RB 50,24 Ch 132322_0mm/Area Scan (7x10x1): Measurement grid: dx=15mm, dy=15mm

Maximum value of SAR (measured) = 2.60 W/kg

Edge 3/QPSK RB 50,24 Ch 132322_0mm/Zoom Scan (5x5x7)/Cube 0: Measurement grid:

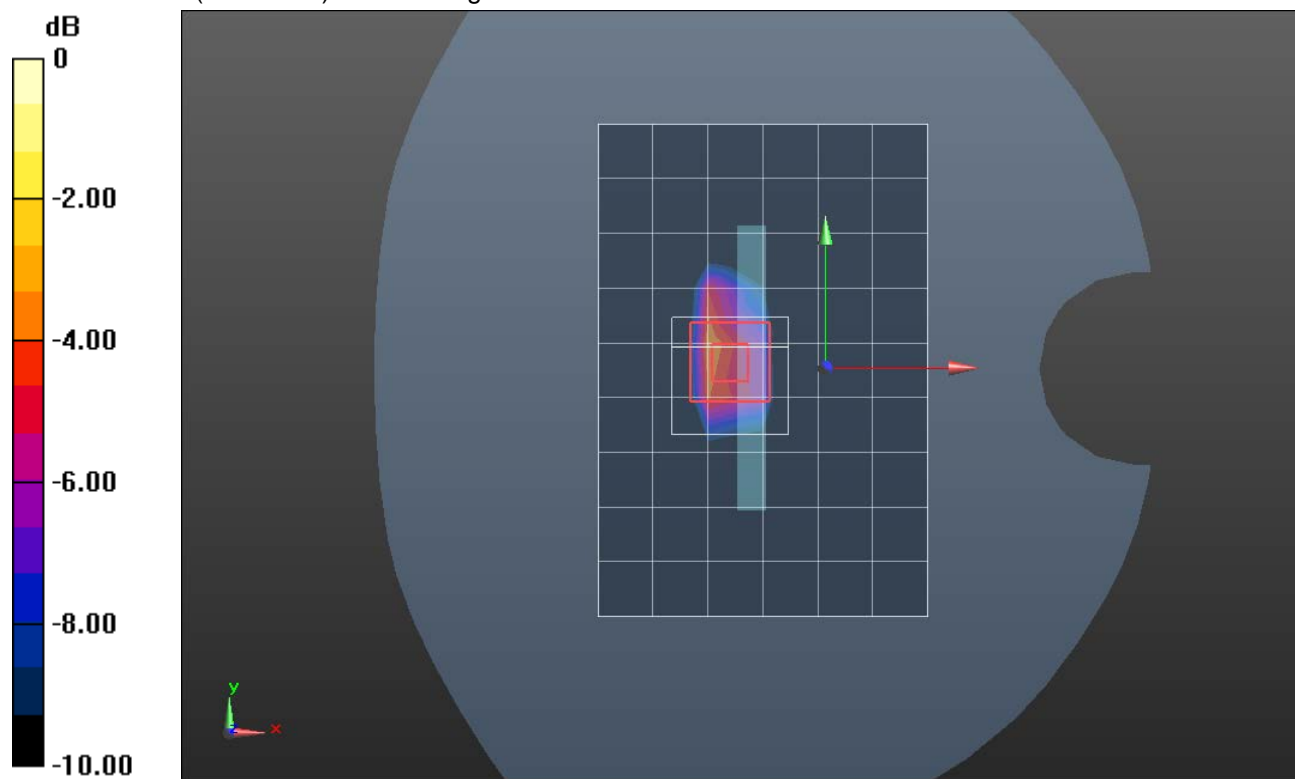
dx=8mm, dy=8mm, dz=5mm

Reference Value = 41.56 V/m; Power Drift = -0.18 dB

Peak SAR (extrapolated) = 6.74 W/kg

SAR(1 g) = 2.88 W/kg; SAR(10 g) = 1.27 W/kg

Maximum value of SAR (measured) = 5.45 W/kg



0 dB = 5.45 W/kg = 7.36 dBW/kg

Wi-Fi 2.4GHz

Frequency: 2437 MHz; Duty Cycle: 1:1; Room Ambient Temperature: 24.0°C; Liquid Temperature: 23.0°C

Medium parameters used (interpolated): $f = 2437$ MHz; $\sigma = 1.839$ S/m; $\epsilon_r = 39.467$; $\rho = 1000$ kg/m³

DASY5 Configuration:

- Area Scan Setting: Find Secondary Maximum Within: 2.0 dB and with a peak SAR value greater than 0.0012W/kg
- Electronics: DAE4 Sn1472; Calibrated: 3/21/2019
- Probe: EX3DV4 - SN7500; ConvF(7.62, 7.62, 7.62) @ 2437 MHz; Calibrated: 4/18/2019
- Sensor-Surface: 1.4mm (Mechanical Surface Detection)
- Phantom: Twin-SAM V5.0 (30deg probe tilt); Type: QD 000 P40 CD; Serial: 1740

RHS/Touch_802.11b_ch 6_ANT 1/Area Scan (10x17x1): Measurement grid: dx=12mm, dy=12mm

[Info: Interpolated medium parameters used for SAR evaluation.](#)

Maximum value of SAR (measured) = 0.408 W/kg

RHS/Touch_802.11b_ch 6_ANT 1/Zoom Scan (7x7x7)/Cube 0: Measurement grid: dx=5mm, dy=5mm, dz=5mm

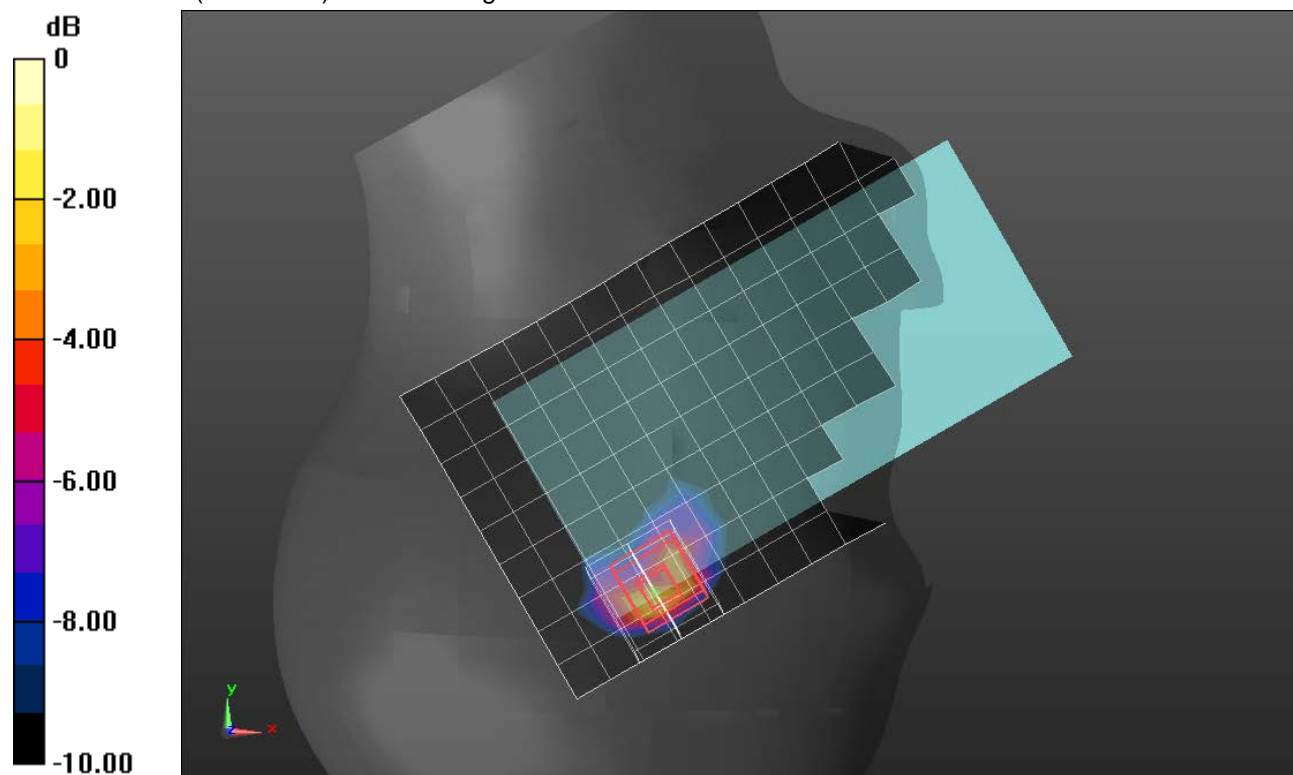
Reference Value = 12.59 V/m; Power Drift = 0.15 dB

Peak SAR (extrapolated) = 0.740 W/kg

SAR(1 g) = 0.261 W/kg; SAR(10 g) = 0.109 W/kg

[Info: Interpolated medium parameters used for SAR evaluation.](#)

Maximum value of SAR (measured) = 0.526 W/kg



0 dB = 0.526 W/kg = -2.79 dBW/kg

Wi-Fi 2.4GHz

Frequency: 2437 MHz; Duty Cycle: 1:1; Room Ambient Temperature: 24.0°C; Liquid Temperature: 23.0°C
 Medium parameters used (interpolated): $f = 2437$ MHz; $\sigma = 1.839$ S/m; $\epsilon_r = 39.467$; $\rho = 1000$ kg/m³

DASY5 Configuration:

- Area Scan Setting: Find Secondary Maximum Within: 2.0 dB and with a peak SAR value greater than 0.0012W/kg
- Electronics: DAE4 Sn1472; Calibrated: 3/21/2019
- Probe: EX3DV4 - SN7500; ConvF(7.62, 7.62, 7.62) @ 2437 MHz; Calibrated: 4/18/2019
- Sensor-Surface: 1.4mm (Mechanical Surface Detection (Locations From Previous Scan Used)), Sensor-Surface: 1.4mm (Mechanical Surface Detection)
- Phantom: Twin-SAM V5.0 (30deg probe tilt); Type: QD 000 P40 CD; Serial: 1740

RHS/Touch_802.11b_ch 6_ANT 2/Area Scan (10x17x1): Measurement grid: dx=12mm, dy=12mm

[Info: Interpolated medium parameters used for SAR evaluation.](#)

Maximum value of SAR (measured) = 0.756 W/kg

RHS/Touch_802.11b_ch 6_ANT 2/Zoom Scan (7x7x7)/Cube 0: Measurement grid: dx=5mm, dy=5mm, dz=5mm

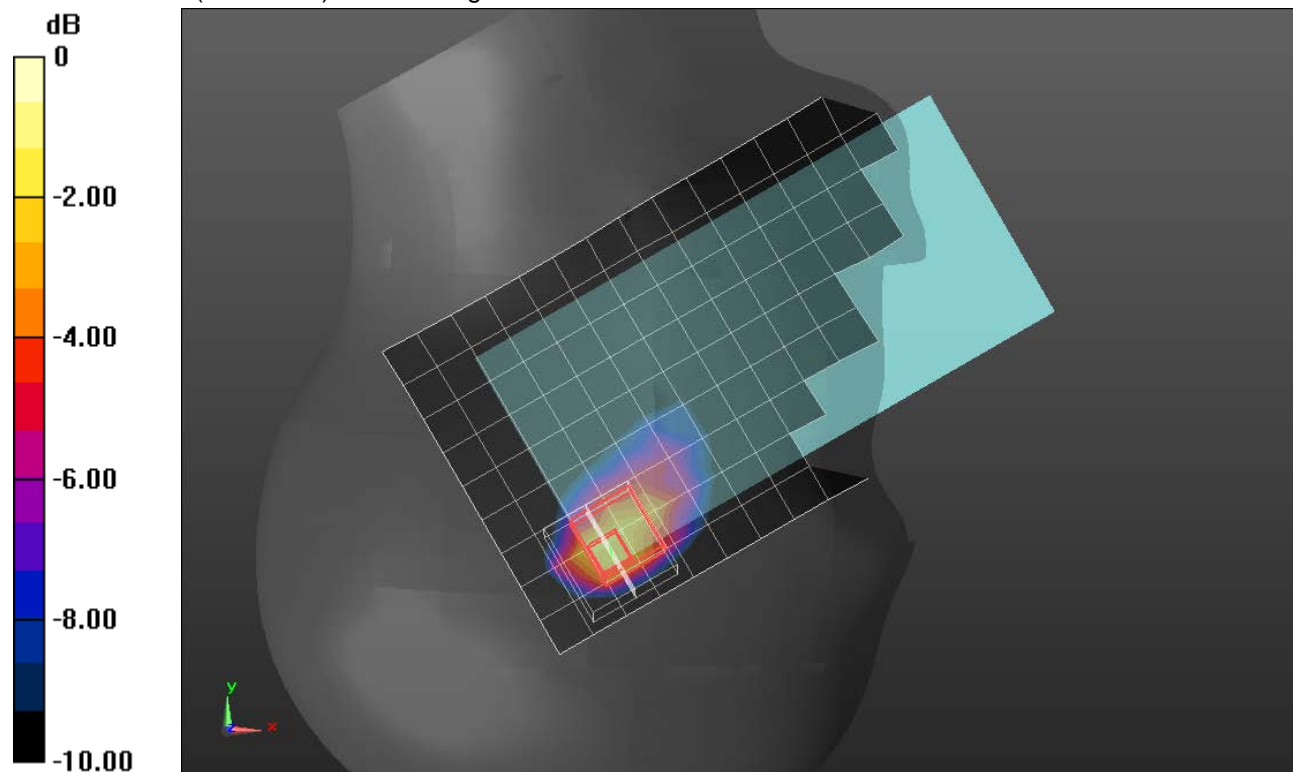
Reference Value = 20.66 V/m; Power Drift = 0.00 dB

Peak SAR (extrapolated) = 1.48 W/kg

SAR(1 g) = 0.635 W/kg; SAR(10 g) = 0.296 W/kg

[Info: Interpolated medium parameters used for SAR evaluation.](#)

Maximum value of SAR (measured) = 1.13 W/kg



0 dB = 1.13 W/kg = 0.53 dBW/kg

Wi-Fi 2.4GHz

Frequency: 2437 MHz; Duty Cycle: 1:1; Room Ambient Temperature: 24.0°C; Liquid Temperature: 23.0°C

Medium parameters used (interpolated): $f = 2437$ MHz; $\sigma = 1.854$ S/m; $\epsilon_r = 40.071$; $\rho = 1000$ kg/m³

DASY5 Configuration:

- Area Scan Setting: Find Secondary Maximum Within: 2.0 dB and with a peak SAR value greater than 0.0012W/kg
- Electronics: DAE4 Sn1472; Calibrated: 3/21/2019
- Probe: EX3DV4 - SN7500; ConvF(7.62, 7.62, 7.62) @ 2437 MHz; Calibrated: 4/18/2019
- Sensor-Surface: 1.4mm (Mechanical Surface Detection)
- Phantom: Twin-SAM V5.0 (30deg probe tilt); Type: QD 000 P40 CD; Serial: 1740

Rear/802.11b_ch 6_15mm_ANT 1/Area Scan (10x17x1): Measurement grid: dx=12mm, dy=12mm

[Info: Interpolated medium parameters used for SAR evaluation.](#)

Maximum value of SAR (measured) = 0.0510 W/kg

Rear/802.11b_ch 6_15mm_ANT 1/Zoom Scan (7x7x7)/Cube 0: Measurement grid: dx=5mm, dy=5mm, dz=5mm

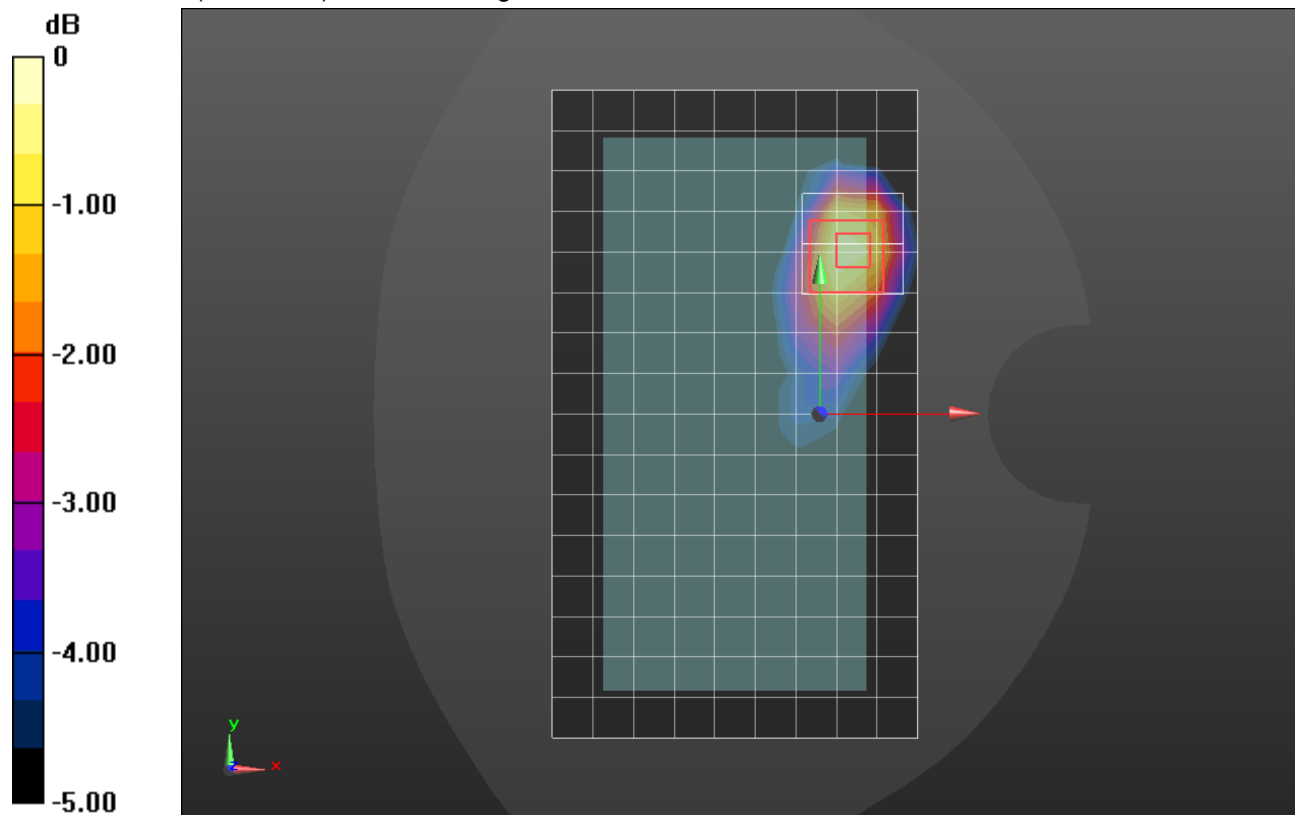
Reference Value = 4.911 V/m; Power Drift = -0.03 dB

Peak SAR (extrapolated) = 0.0690 W/kg

SAR(1 g) = 0.035 W/kg; SAR(10 g) = 0.018 W/kg

[Info: Interpolated medium parameters used for SAR evaluation.](#)

Maximum value of SAR (measured) = 0.0549 W/kg



0 dB = 0.0549 W/kg = -12.60 dBW/kg

Wi-Fi 2.4GHz

Frequency: 2437 MHz; Duty Cycle: 1:1; Room Ambient Temperature: 24.0°C; Liquid Temperature: 23.0°C

Medium parameters used (interpolated): $f = 2437$ MHz; $\sigma = 1.854$ S/m; $\epsilon_r = 40.071$; $\rho = 1000$ kg/m³

DASY5 Configuration:

- Area Scan Setting: Find Secondary Maximum Within: 2.0 dB and with a peak SAR value greater than 0.0012W/kg
- Electronics: DAE4 Sn1472; Calibrated: 3/21/2019
- Probe: EX3DV4 - SN7500; ConvF(7.62, 7.62, 7.62) @ 2437 MHz; Calibrated: 4/18/2019
- Sensor-Surface: 1.4mm (Mechanical Surface Detection (Locations From Previous Scan Used)), Sensor-Surface: 1.4mm (Mechanical Surface Detection)
- Phantom: Twin-SAM V5.0 (30deg probe tilt); Type: QD 000 P40 CD; Serial: 1740

Rear/802.11b_ch 6_15mm_ANT 2/Area Scan (10x17x1): Measurement grid: dx=12mm, dy=12mm

[Info: Interpolated medium parameters used for SAR evaluation.](#)

Maximum value of SAR (measured) = 0.127 W/kg

Rear/802.11b_ch 6_15mm_ANT 2/Zoom Scan (7x7x7)/Cube 0: Measurement grid: dx=5mm, dy=5mm, dz=5mm

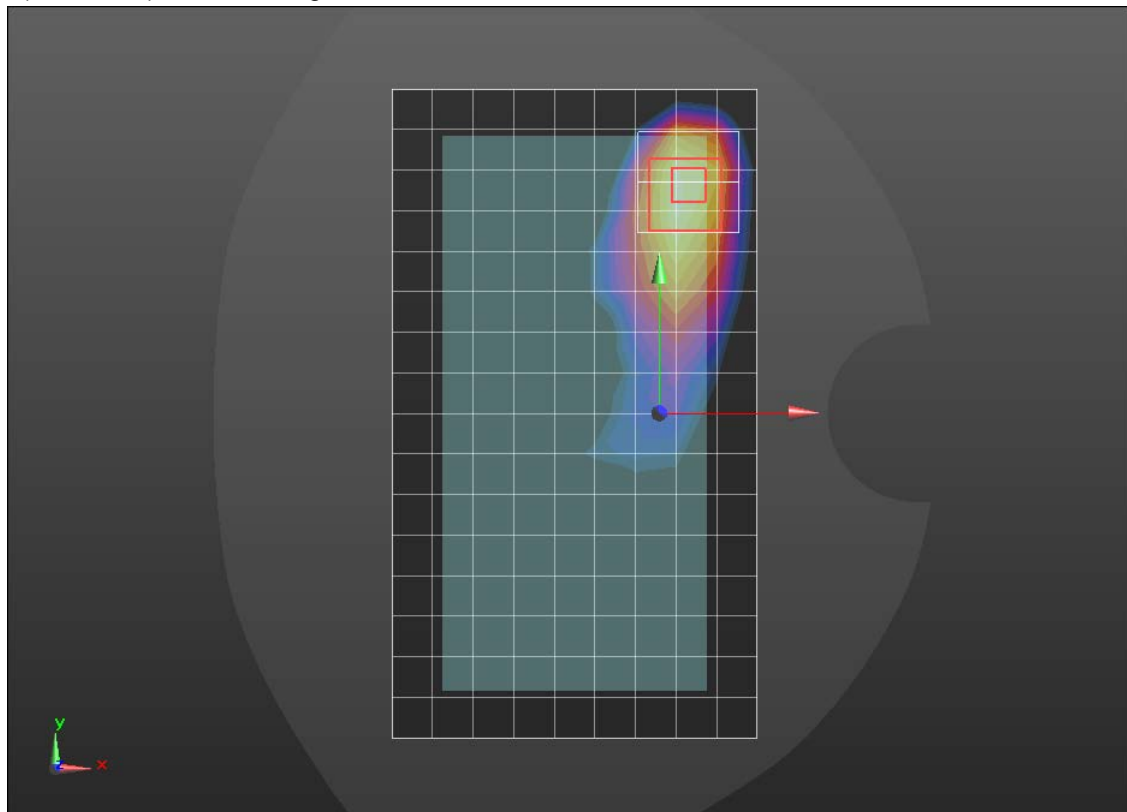
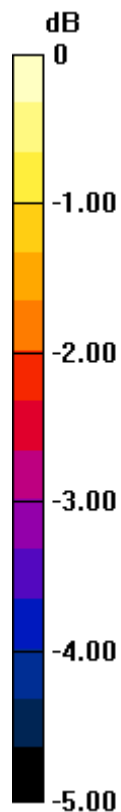
Reference Value = 7.785 V/m; Power Drift = -0.02 dB

Peak SAR (extrapolated) = 0.162 W/kg

SAR(1 g) = 0.086 W/kg; SAR(10 g) = 0.048 W/kg

[Info: Interpolated medium parameters used for SAR evaluation.](#)

Maximum value of SAR (measured) = 0.133 W/kg



0 dB = 0.133 W/kg = -8.76 dBW/kg

Wi-Fi 2.4GHz

Frequency: 2437 MHz; Duty Cycle: 1:1; Room Ambient Temperature: 24.0°C; Liquid Temperature: 23.0°C

Medium parameters used (interpolated): $f = 2437$ MHz; $\sigma = 1.854$ S/m; $\epsilon_r = 40.071$; $\rho = 1000$ kg/m³

DASY5 Configuration:

- Area Scan Setting: Find Secondary Maximum Within: 2.0 dB and with a peak SAR value greater than 0.0012W/kg
- Electronics: DAE4 Sn1472; Calibrated: 3/21/2019
- Probe: EX3DV4 - SN7500; ConvF(7.62, 7.62, 7.62) @ 2437 MHz; Calibrated: 4/18/2019
- Sensor-Surface: 1.4mm (Mechanical Surface Detection)
- Phantom: Twin-SAM V5.0 (30deg probe tilt); Type: QD 000 P40 CD; Serial: 1740

Edge 4/802.11b_ch 6_10mm_ANT 1/Area Scan (9x17x1): Measurement grid: dx=12mm, dy=12mm

[Info: Interpolated medium parameters used for SAR evaluation.](#)

Maximum value of SAR (measured) = 0.185 W/kg

Edge 4/802.11b_ch 6_10mm_ANT 1/Zoom Scan (7x7x7)/Cube 0: Measurement grid: dx=5mm, dy=5mm, dz=5mm

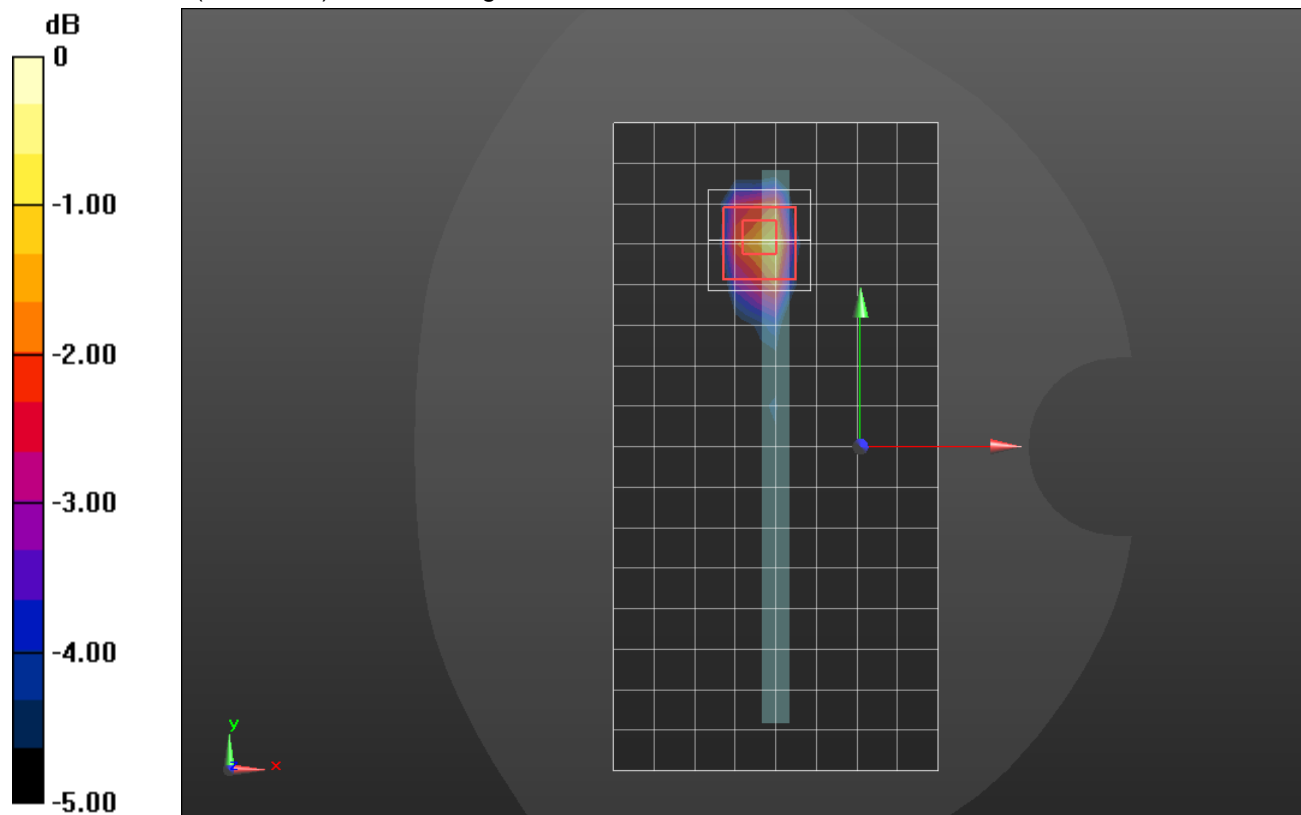
Reference Value = 9.251 V/m; Power Drift = -0.16 dB

Peak SAR (extrapolated) = 0.271 W/kg

SAR(1 g) = 0.132 W/kg; SAR(10 g) = 0.063 W/kg

[Info: Interpolated medium parameters used for SAR evaluation.](#)

Maximum value of SAR (measured) = 0.218 W/kg



0 dB = 0.218 W/kg = -6.62 dBW/kg

Wi-Fi 2.4GHz

Frequency: 2437 MHz; Duty Cycle: 1:1; Room Ambient Temperature: 24.0°C; Liquid Temperature: 23.0°C

Medium parameters used (interpolated): $f = 2437$ MHz; $\sigma = 1.854$ S/m; $\epsilon_r = 40.071$; $\rho = 1000$ kg/m³

DASY5 Configuration:

- Area Scan Setting: Find Secondary Maximum Within: 2.0 dB and with a peak SAR value greater than 0.0012W/kg
- Electronics: DAE4 Sn1472; Calibrated: 3/21/2019
- Probe: EX3DV4 - SN7500; ConvF(7.62, 7.62, 7.62) @ 2437 MHz; Calibrated: 4/18/2019
- Sensor-Surface: 1.4mm (Mechanical Surface Detection)
- Phantom: Twin-SAM V5.0 (30deg probe tilt); Type: QD 000 P40 CD; Serial: 1740

Edge 4/802.11b_ch 6_10mm_ANT 2/Area Scan (9x17x1): Measurement grid: dx=12mm, dy=12mm

[Info: Interpolated medium parameters used for SAR evaluation.](#)

Maximum value of SAR (measured) = 0.419 W/kg

Edge 4/802.11b_ch 6_10mm_ANT 2/Zoom Scan (7x7x7)/Cube 0: Measurement grid: dx=5mm, dy=5mm, dz=5mm

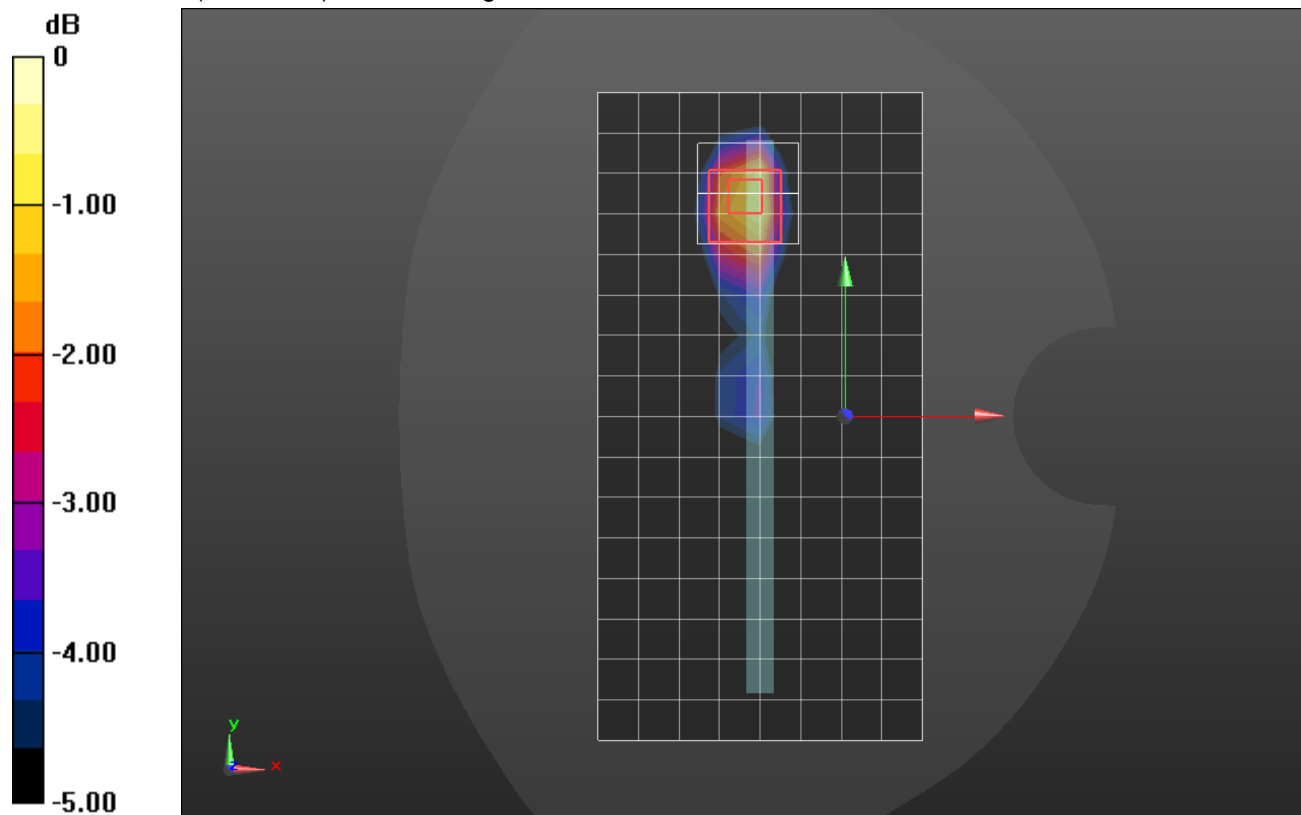
Reference Value = 14.14 V/m; Power Drift = 0.06 dB

Peak SAR (extrapolated) = 0.604 W/kg

SAR(1 g) = 0.304 W/kg; SAR(10 g) = 0.153 W/kg

[Info: Interpolated medium parameters used for SAR evaluation.](#)

Maximum value of SAR (measured) = 0.488 W/kg



0 dB = 0.488 W/kg = -3.12 dBW/kg

Wi-Fi 5.3 GHz

Frequency: 5320 MHz; Duty Cycle: 1:1; Room Ambient Temperature: 24.0°C; Liquid Temperature: 23.0°C

Medium parameters used: $f = 5320$ MHz; $\sigma = 4.624$ S/m; $\epsilon_r = 35.045$; $\rho = 1000$ kg/m³

DASY5 Configuration:

- Area Scan Setting: Find Secondary Maximum Within: 2.0 dB and with a peak SAR value greater than 0.0012W/kg
- Electronics: DAE4 Sn1359; Calibrated: 2/15/2019
- Probe: EX3DV4 - SN7483; ConvF(5.56, 5.56, 5.56) @ 5320 MHz; Calibrated: 11/14/2018
- Sensor-Surface: 1.4mm (Mechanical Surface Detection)
- Phantom: Twin-SAM V8.0 (20deg probe tilt); Type: QD 000 P41 AA; Serial: 1957

Rear/802.11a_Ch 64_15mm ANT 1/Area Scan (13x21x1): Measurement grid: dx=10mm, dy=10mm

Maximum value of SAR (measured) = 0.0704 W/kg

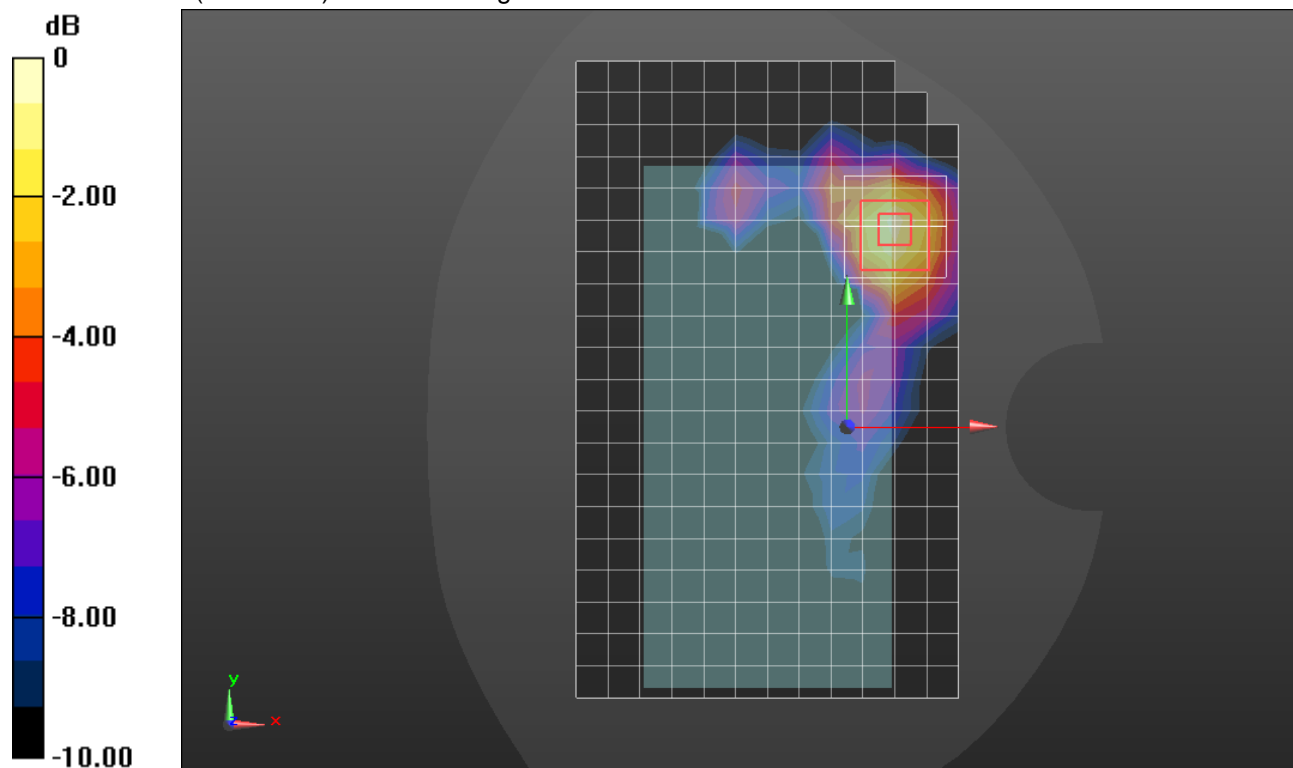
Rear/802.11a_Ch 64_15mm ANT 1/Zoom Scan (9x9x12)/Cube 0: Measurement grid: dx=4mm, dy=4mm, dz=2mm

Reference Value = 3.346 V/m; Power Drift = 0.17 dB

Peak SAR (extrapolated) = 0.115 W/kg

SAR(1 g) = 0.027 W/kg; SAR(10 g) = 0.010 W/kg

Maximum value of SAR (measured) = 0.0740 W/kg



0 dB = 0.0740 W/kg = -11.31 dBW/kg

Wi-Fi 5.3 GHz

Frequency: 5300 MHz; Duty Cycle: 1:1; Room Ambient Temperature: 24.0°C; Liquid Temperature: 23.0°C

Medium parameters used: $f = 5300$ MHz; $\sigma = 4.612$ S/m; $\epsilon_r = 35.106$; $\rho = 1000$ kg/m³

DASY5 Configuration:

- Area Scan Setting: Find Secondary Maximum Within: 2.0 dB and with a peak SAR value greater than 0.0012W/kg
- Electronics: DAE4 Sn1359; Calibrated: 2/15/2019
- Probe: EX3DV4 - SN7483; ConvF(5.56, 5.56, 5.56) @ 5300 MHz; Calibrated: 11/14/2018
- Sensor-Surface: 1.4mm (Mechanical Surface Detection)
- Phantom: Twin-SAM V8.0 (20deg probe tilt); Type: QD 000 P41 AA; Serial: 1957

Rear/802.11a_Ch 60_15mm ANT 2/Area Scan (13x21x1): Measurement grid: dx=10mm, dy=10mm

Maximum value of SAR (measured) = 0.0832 W/kg

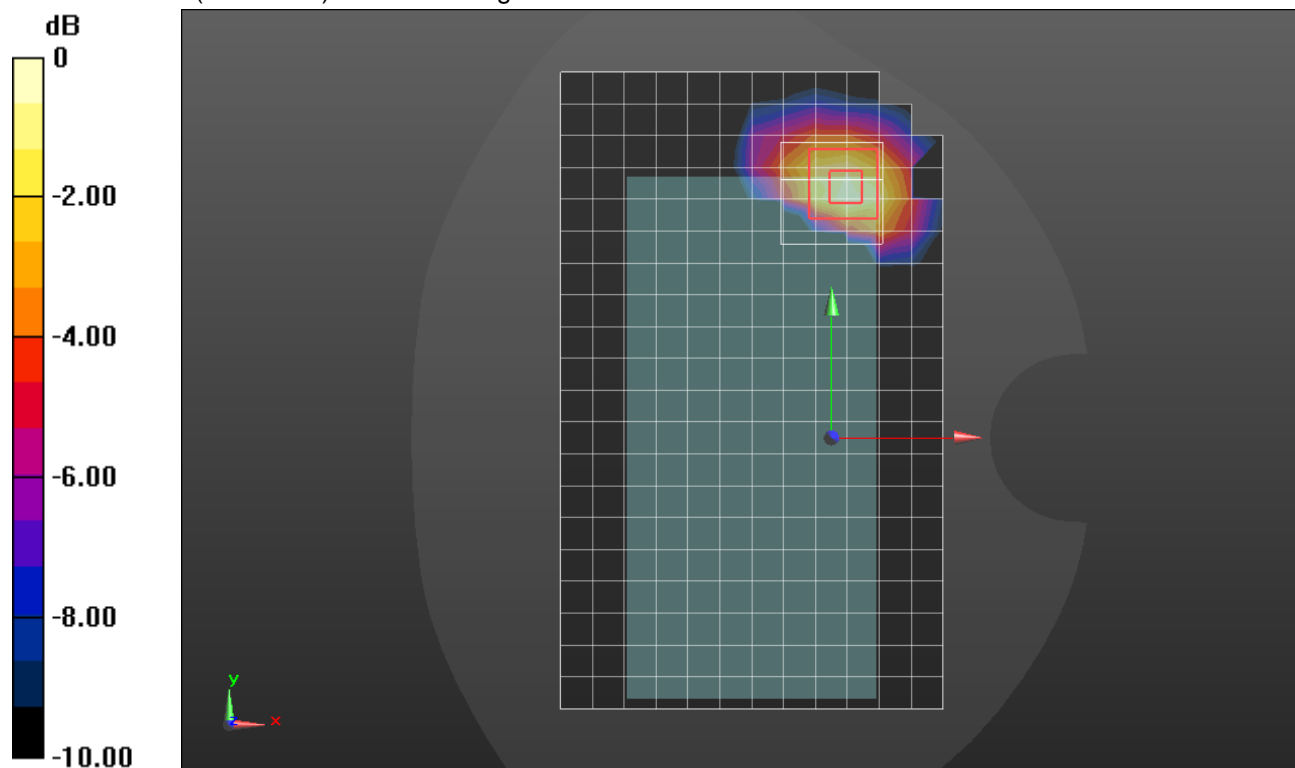
Rear/802.11a_Ch 60_15mm ANT 2/Zoom Scan (9x9x12)/Cube 0: Measurement grid: dx=4mm, dy=4mm, dz=2mm

Reference Value = 3.739 V/m; Power Drift = 0.07 dB

Peak SAR (extrapolated) = 0.135 W/kg

SAR(1 g) = 0.033 W/kg; SAR(10 g) = 0.012 W/kg

Maximum value of SAR (measured) = 0.0853 W/kg



0 dB = 0.0853 W/kg = -10.69 dBW/kg

Wi-Fi 5.3 GHz

Frequency: 5320 MHz; Duty Cycle: 1:1; Room Ambient Temperature: 24.0°C; Liquid Temperature: 23.0°C

Medium parameters used: $f = 5320$ MHz; $\sigma = 4.624$ S/m; $\epsilon_r = 35.045$; $\rho = 1000$ kg/m³

DASY5 Configuration:

- Area Scan Setting: Find Secondary Maximum Within: 2.0 dB and with a peak SAR value greater than 0.0012W/kg
- Electronics: DAE4 Sn1359; Calibrated: 2/15/2019
- Probe: EX3DV4 - SN7483; ConvF(5.56, 5.56, 5.56) @ 5320 MHz; Calibrated: 11/14/2018
- Sensor-Surface: 1.4mm (Mechanical Surface Detection)
- Phantom: Twin-SAM V8.0 (20deg probe tilt); Type: QD 000 P41 AA; Serial: 1957

Edge 4/802.11a_Ch 64_0mm ANT 1/Area Scan (8x21x1): Measurement grid: dx=10mm, dy=10mm

Maximum value of SAR (measured) = 3.89 W/kg

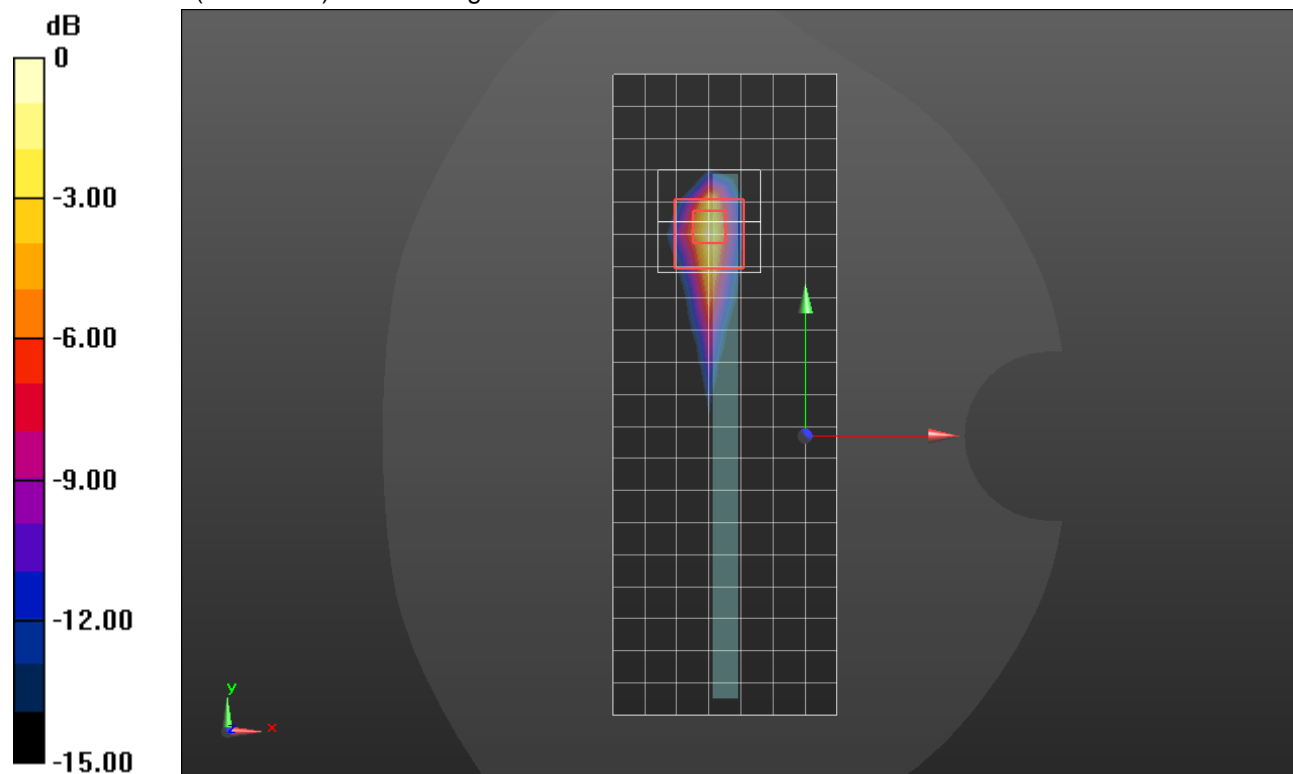
Edge 4/802.11a_Ch 64_0mm ANT 1/Zoom Scan (9x9x12)/Cube 0: Measurement grid: dx=4mm, dy=4mm, dz=2mm

Reference Value = 25.18 V/m; Power Drift = -0.07 dB

Peak SAR (extrapolated) = 8.10 W/kg

SAR(1 g) = 1.44 W/kg; SAR(10 g) = 0.354 W/kg

Maximum value of SAR (measured) = 4.27 W/kg



0 dB = 4.27 W/kg = 6.30 dBW/kg

Wi-Fi 5.3 GHz

Frequency: 5300 MHz; Duty Cycle: 1:1; Room Ambient Temperature: 24.0°C; Liquid Temperature: 23.0°C

Medium parameters used: $f = 5300$ MHz; $\sigma = 4.612$ S/m; $\epsilon_r = 35.106$; $\rho = 1000$ kg/m³

DASY5 Configuration:

- Area Scan Setting: Find Secondary Maximum Within: 2.0 dB and with a peak SAR value greater than 0.0012W/kg
- Electronics: DAE4 Sn1359; Calibrated: 2/15/2019
- Probe: EX3DV4 - SN7483; ConvF(5.56, 5.56, 5.56) @ 5300 MHz; Calibrated: 11/14/2018
- Sensor-Surface: 1.4mm (Mechanical Surface Detection)
- Phantom: Twin-SAM V8.0 (20deg probe tilt); Type: QD 000 P41 AA; Serial: 1957

Edge 4/802.11a_Ch 60_0mm ANT 2/Area Scan (8x21x1): Measurement grid: dx=10mm, dy=10mm

Maximum value of SAR (measured) = 7.49 W/kg

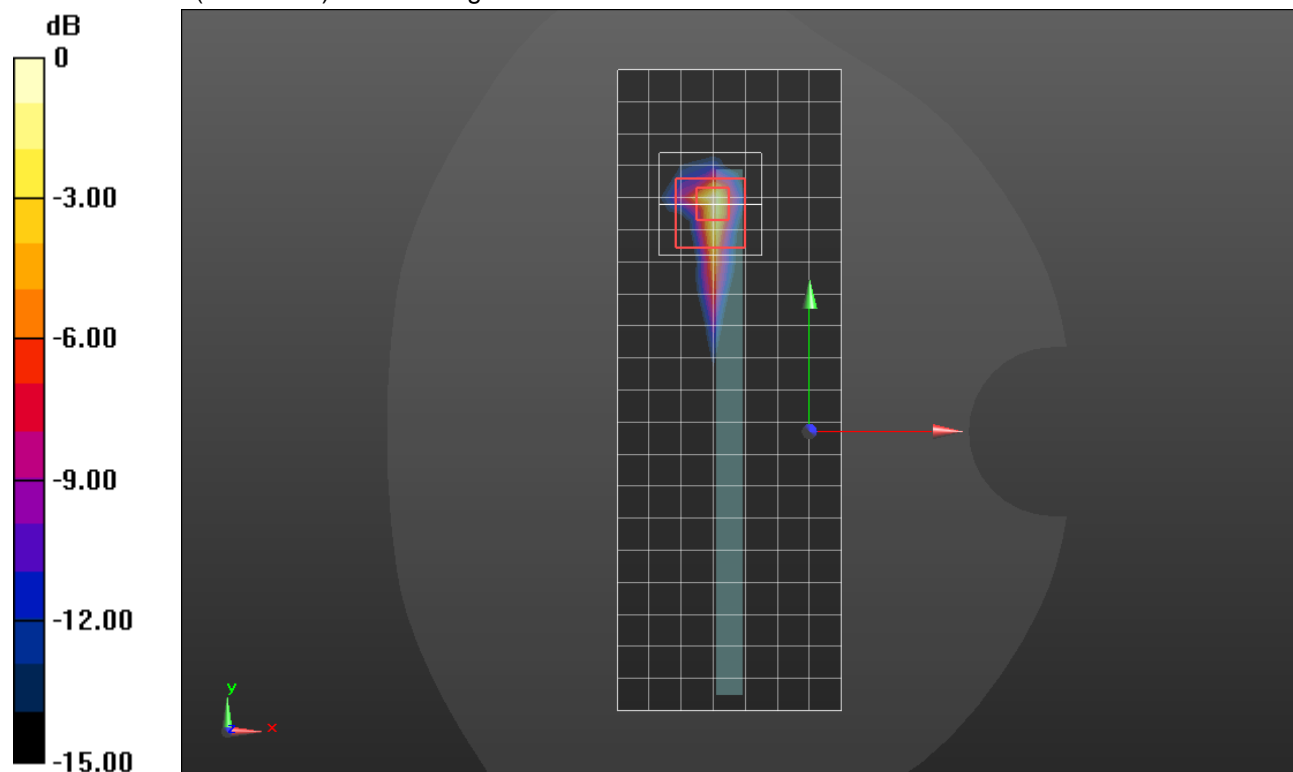
Edge 4/802.11a_Ch 60_0mm ANT 2/Zoom Scan (9x9x12)/Cube 0: Measurement grid: dx=4mm, dy=4mm, dz=2mm

Reference Value = 33.56 V/m; Power Drift = -0.06 dB

Peak SAR (extrapolated) = 13.9 W/kg

SAR(1 g) = 2.2 W/kg; SAR(10 g) = 0.506 W/kg

Maximum value of SAR (measured) = 6.95 W/kg



0 dB = 6.95 W/kg = 8.42 dBW/kg

Wi-Fi 5.3 GHz

Frequency: 5290 MHz; Duty Cycle: 1:1; Room Ambient Temperature: 24.0°C; Liquid Temperature: 23.0°C

Medium parameters used: $f = 5290$ MHz; $\sigma = 4.535$ S/m; $\epsilon_r = 35.448$; $\rho = 1000$ kg/m³

DASY5 Configuration:

- Area Scan Setting: Find Secondary Maximum Within: 2.0 dB and with a peak SAR value greater than 0.0012W/kg
- Electronics: DAE4 Sn1472; Calibrated: 3/21/2019
- Probe: EX3DV4 - SN7500; ConvF(5.35, 5.35, 5.35) @ 5290 MHz; Calibrated: 4/18/2019
- Sensor-Surface: 1.4mm (Mechanical Surface Detection)
- Phantom: Twin-SAM V5.0 (20deg probe tilt); Type: SAM;

RHS/Touch_802.11ac (VHT80)_Ch 58_MIMO/Area Scan (11x20x1): Measurement grid: dx=10mm, dy=10mm

Maximum value of SAR (measured) = 0.386 W/kg

RHS/Touch_802.11ac (VHT80)_Ch 58_MIMO/Zoom Scan (8x8x12)/Cube 0: Measurement grid:

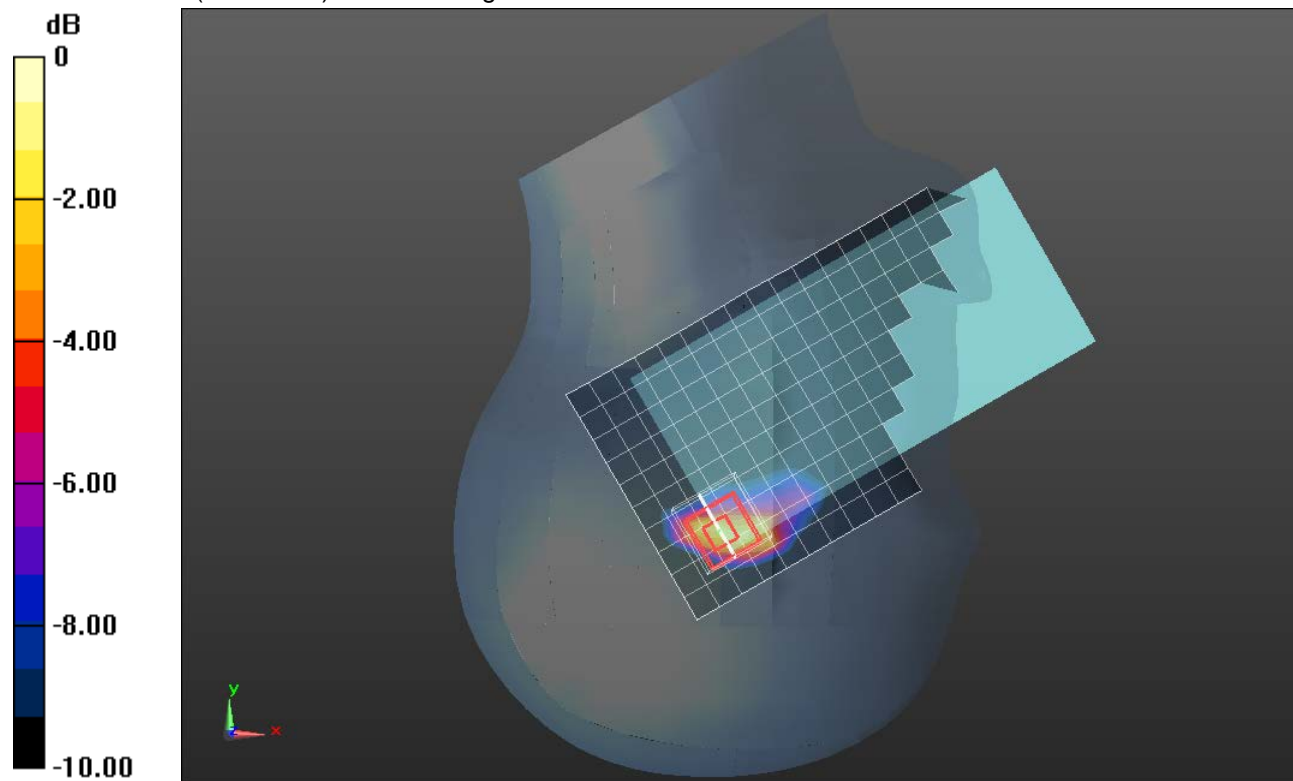
dx=4mm, dy=4mm, dz=2mm

Reference Value = 8.802 V/m; Power Drift = 0.18 dB

Peak SAR (extrapolated) = 0.876 W/kg

SAR(1 g) = 0.180 W/kg; SAR(10 g) = 0.061 W/kg

Maximum value of SAR (measured) = 0.479 W/kg



0 dB = 0.479 W/kg = -3.20 dBW/kg

Wi-Fi 5.6 GHz

Frequency: 5720 MHz; Duty Cycle: 1:1; Room Ambient Temperature: 24.0°C; Liquid Temperature: 23.0°C

Medium parameters used: $f = 5720$ MHz; $\sigma = 5.226$ S/m; $\epsilon_r = 35.517$; $\rho = 1000$ kg/m³

DASY5 Configuration:

- Area Scan Setting: Find Secondary Maximum Within: 2.0 dB and with a peak SAR value greater than 0.0012W/kg
- Electronics: DAE4 Sn1359; Calibrated: 2/15/2019
- Probe: EX3DV4 - SN7483; ConvF(5.22, 5.22, 5.22) @ 5720 MHz; Calibrated: 11/14/2018
- Sensor-Surface: 1.4mm (Mechanical Surface Detection)
- Phantom: Twin-SAM V8.0 (20deg probe tilt); Type: QD 000 P41 AA; Serial: 1957

Rear/802.11a_ANT 1_Ch 144_15mm/Area Scan (13x21x1): Measurement grid: dx=10mm, dy=10mm

Maximum value of SAR (measured) = 0.221 W/kg

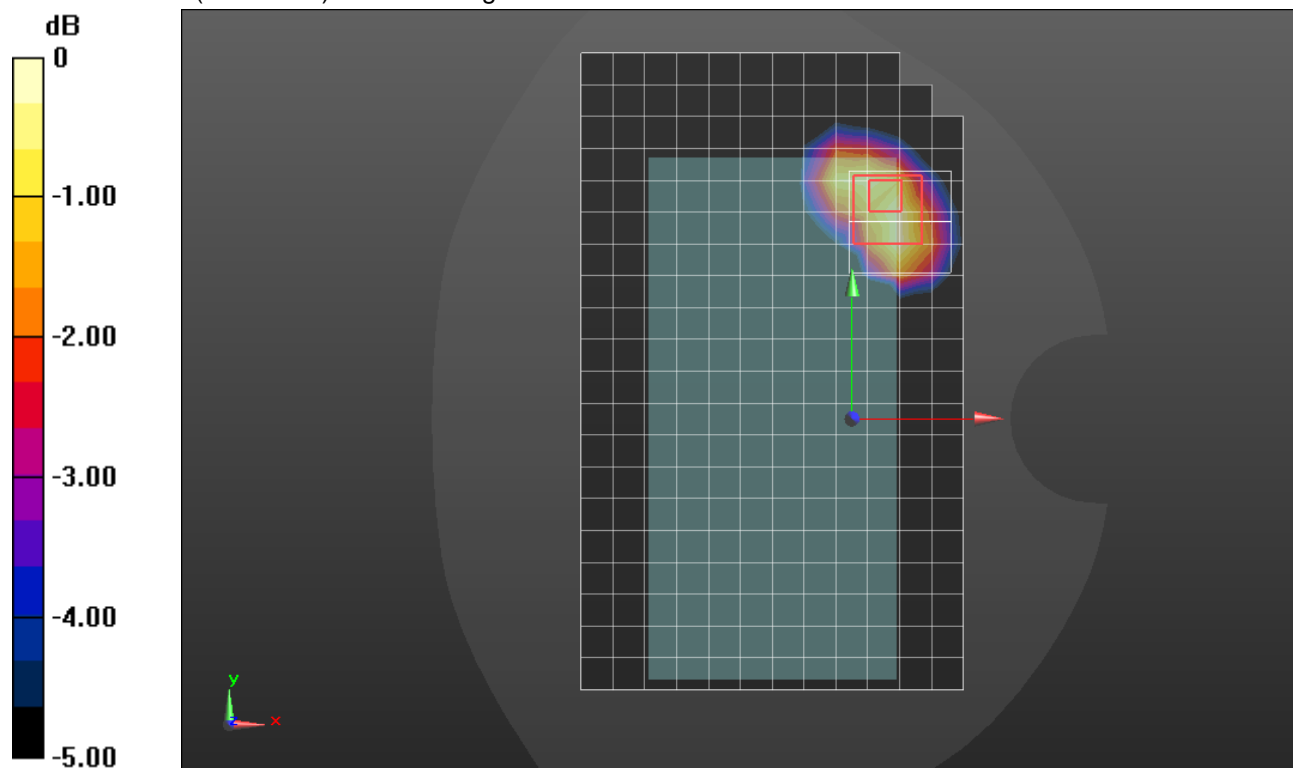
Rear/802.11a_ANT 1_Ch 144_15mm/Zoom Scan (9x9x12)/Cube 0: Measurement grid: dx=4mm, dy=4mm, dz=2mm

Reference Value = 5.523 V/m; Power Drift = 0.08 dB

Peak SAR (extrapolated) = 0.413 W/kg

SAR(1 g) = 0.094 W/kg; SAR(10 g) = 0.039 W/kg

Maximum value of SAR (measured) = 0.226 W/kg



0 dB = 0.226 W/kg = -6.46 dBW/kg

Wi-Fi 5.6 GHz

Frequency: 5720 MHz; Duty Cycle: 1:1; Room Ambient Temperature: 24.0°C; Liquid Temperature: 23.0°C

Medium parameters used: $f = 5720$ MHz; $\sigma = 5.226$ S/m; $\epsilon_r = 35.517$; $\rho = 1000$ kg/m³

DASY5 Configuration:

- Area Scan Setting: Find Secondary Maximum Within: 2.0 dB and with a peak SAR value greater than 0.0012W/kg
- Electronics: DAE4 Sn1359; Calibrated: 2/15/2019
- Probe: EX3DV4 - SN7483; ConvF(5.22, 5.22, 5.22) @ 5720 MHz; Calibrated: 11/14/2018
- Sensor-Surface: 1.4mm (Mechanical Surface Detection)
- Phantom: Twin-SAM V8.0 (20deg probe tilt); Type: QD 000 P41 AA; Serial: 1957

Rear/802.11a_ANT 2_Ch 144_15mm/Area Scan (13x21x1): Measurement grid: dx=10mm, dy=10mm

Maximum value of SAR (measured) = 0.260 W/kg

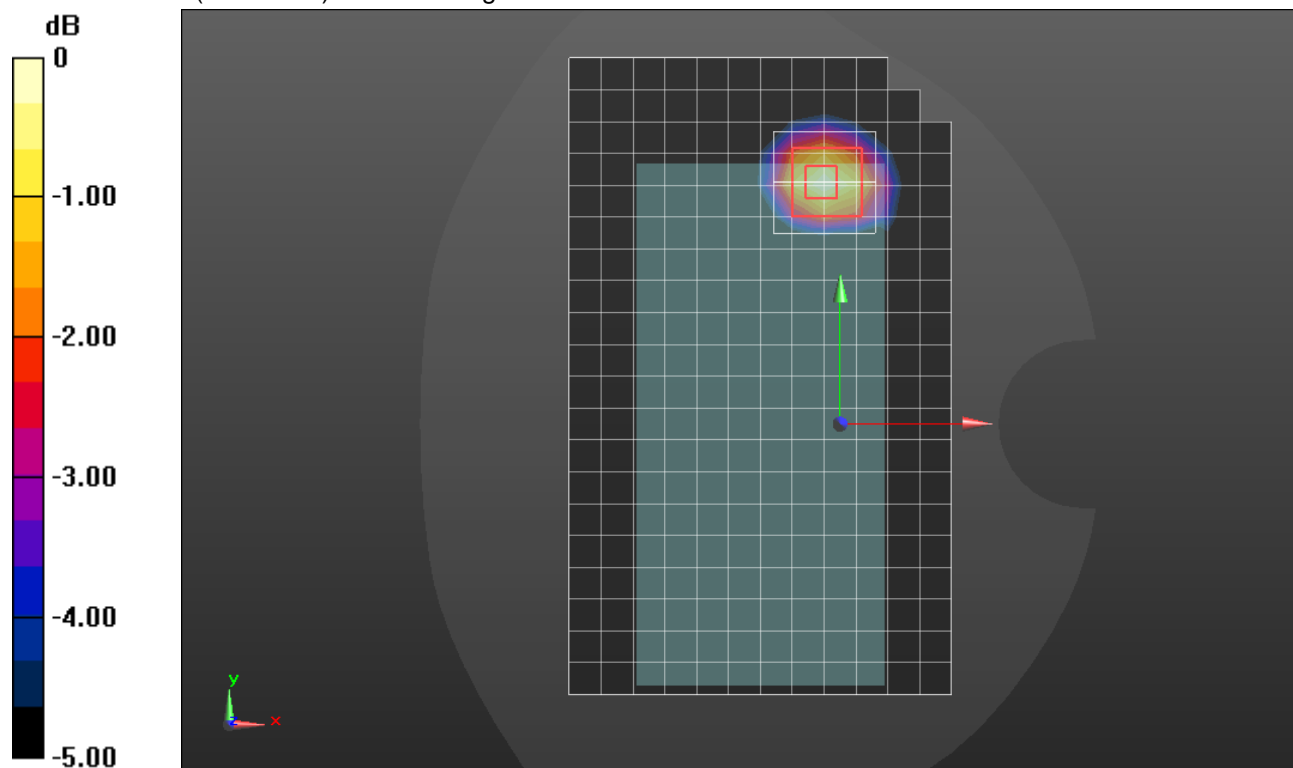
Rear/802.11a_ANT 2_Ch 144_15mm/Zoom Scan (9x9x12)/Cube 0: Measurement grid: dx=4mm, dy=4mm, dz=2mm

Reference Value = 6.230 V/m; Power Drift = -0.01 dB

Peak SAR (extrapolated) = 0.416 W/kg

SAR(1 g) = 0.111 W/kg; SAR(10 g) = 0.044 W/kg

Maximum value of SAR (measured) = 0.257 W/kg



0 dB = 0.257 W/kg = -5.90 dBW/kg

Wi-Fi 5.6 GHz

Frequency: 5720 MHz; Duty Cycle: 1:1; Room Ambient Temperature: 24.0°C; Liquid Temperature: 23.0°C

Medium parameters used: $f = 5720$ MHz; $\sigma = 5.226$ S/m; $\epsilon_r = 35.517$; $\rho = 1000$ kg/m³

DASY5 Configuration:

- Area Scan Setting: Find Secondary Maximum Within: 2.0 dB and with a peak SAR value greater than 0.0012W/kg
- Electronics: DAE4 Sn1359; Calibrated: 2/15/2019
- Probe: EX3DV4 - SN7483; ConvF(5.22, 5.22, 5.22) @ 5720 MHz; Calibrated: 11/14/2018
- Sensor-Surface: 1.4mm (Mechanical Surface Detection)
- Phantom: Twin-SAM V8.0 (20deg probe tilt); Type: QD 000 P41 AA; Serial: 1957

Rear/802.11a_ANT 1_Ch 144_0mm/Area Scan (13x21x1): Measurement grid: dx=10mm, dy=10mm
 Maximum value of SAR (measured) = 5.52 W/kg

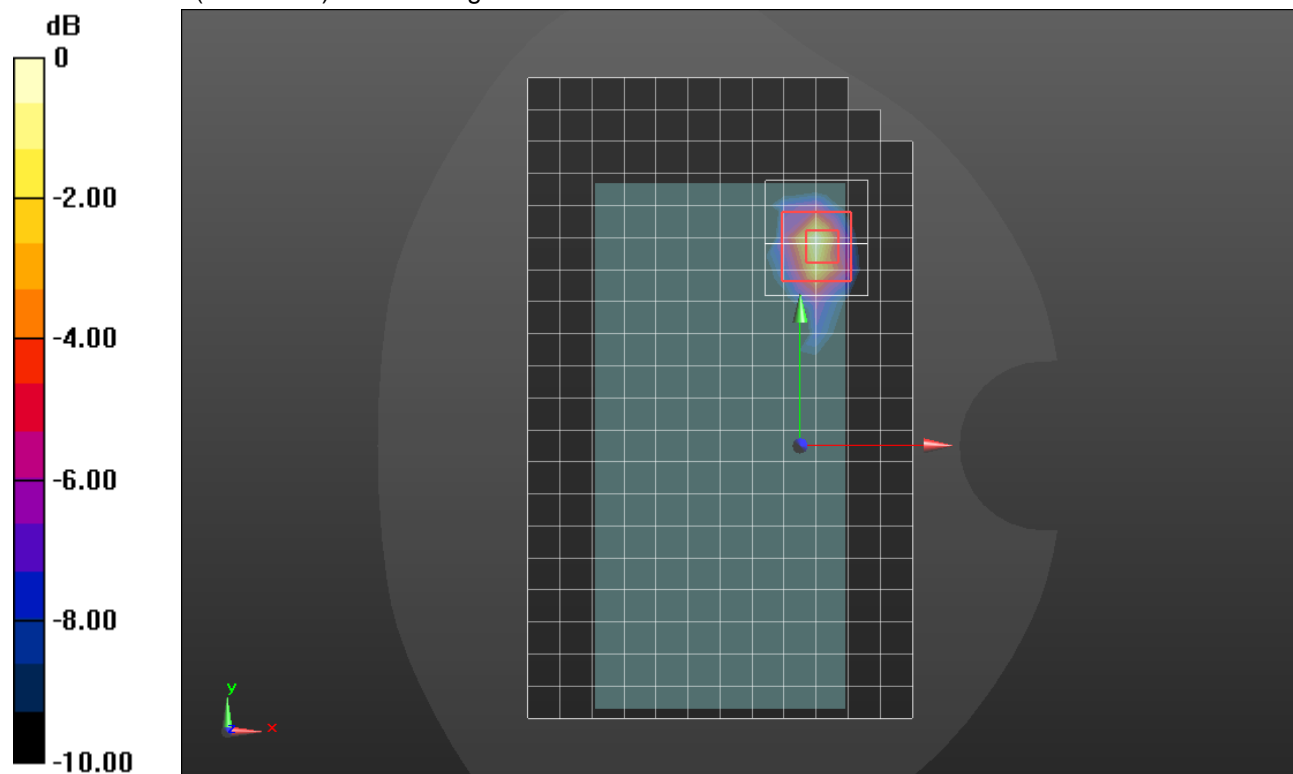
Rear/802.11a_ANT 1_Ch 144_0mm/Zoom Scan (9x10x12)/Cube 0: Measurement grid: dx=4mm, dy=4mm, dz=2mm

Reference Value = 25.89 V/m; Power Drift = 0.05 dB

Peak SAR (extrapolated) = 12.5 W/kg

SAR(1 g) = 1.94 W/kg; SAR(10 g) = 0.532 W/kg

Maximum value of SAR (measured) = 5.59 W/kg



0 dB = 5.59 W/kg = 7.47 dBW/kg

Wi-Fi 5.6 GHz

Frequency: 5720 MHz; Duty Cycle: 1:1; Room Ambient Temperature: 24.0°C; Liquid Temperature: 23.0°C

Medium parameters used: $f = 5720$ MHz; $\sigma = 5.226$ S/m; $\epsilon_r = 35.517$; $\rho = 1000$ kg/m³

DASY5 Configuration:

- Area Scan Setting: Find Secondary Maximum Within: 2.0 dB and with a peak SAR value greater than 0.0012W/kg
- Electronics: DAE4 Sn1359; Calibrated: 2/15/2019
- Probe: EX3DV4 - SN7483; ConvF(5.22, 5.22, 5.22) @ 5720 MHz; Calibrated: 11/14/2018
- Sensor-Surface: 1.4mm (Mechanical Surface Detection)
- Phantom: Twin-SAM V8.0 (20deg probe tilt); Type: QD 000 P41 AA; Serial: 1957

Edge 4/802.11a_ANT 2_Ch 144_0mm/Area Scan (8x21x1): Measurement grid: dx=10mm, dy=10mm
 Maximum value of SAR (measured) = 7.46 W/kg

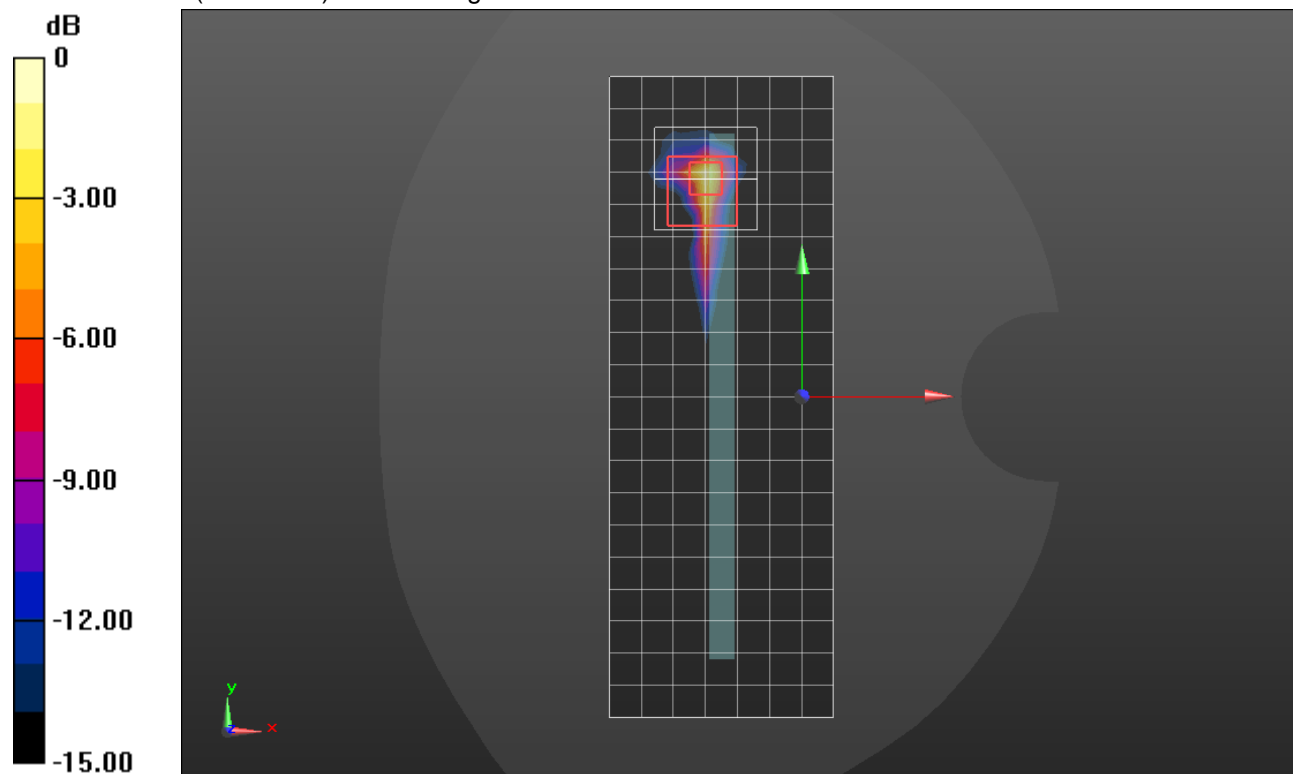
Edge 4/802.11a_ANT 2_Ch 144_0mm/Zoom Scan (9x9x12)/Cube 0: Measurement grid: dx=4mm, dy=4mm, dz=2mm

Reference Value = 32.06 V/m; Power Drift = 0.00 dB

Peak SAR (extrapolated) = 16.0 W/kg

SAR(1 g) = 2.3 W/kg; SAR(10 g) = 0.510 W/kg

Maximum value of SAR (measured) = 8.04 W/kg



0 dB = 8.04 W/kg = 9.05 dBW/kg

Wi-Fi 5.6 GHz

Frequency: 5610 MHz; Duty Cycle: 1:1; Room Ambient Temperature: 24.0°C; Liquid Temperature: 23.0°C

Medium parameters used: $f = 5610$ MHz; $\sigma = 4.882$ S/m; $\epsilon_r = 34.846$; $\rho = 1000$ kg/m³

DASY5 Configuration:

- Area Scan Setting: Find Secondary Maximum Within: 2.0 dB and with a peak SAR value greater than 0.0012W/kg
- Electronics: DAE4 Sn1472; Calibrated: 3/21/2019
- Probe: EX3DV4 - SN7500; ConvF(4.78, 4.78, 4.78) @ 5610 MHz; Calibrated: 4/18/2019
- Sensor-Surface: 2mm (Mechanical Surface Detection), Sensor-Surface: 1.4mm (Mechanical Surface Detection)
- Phantom: Twin-SAM V5.0 (20deg probe tilt); Type: SAM;

RHS/Tilt_802.11ac (VHT80)_MIMO_Ch 122/Area Scan (12x20x1): Measurement grid: dx=10mm, dy=10mm

Maximum value of SAR (measured) = 0.630 W/kg

RHS/Tilt_802.11ac (VHT80)_MIMO_Ch 122/Zoom Scan (8x8x12)/Cube 0: Measurement grid:

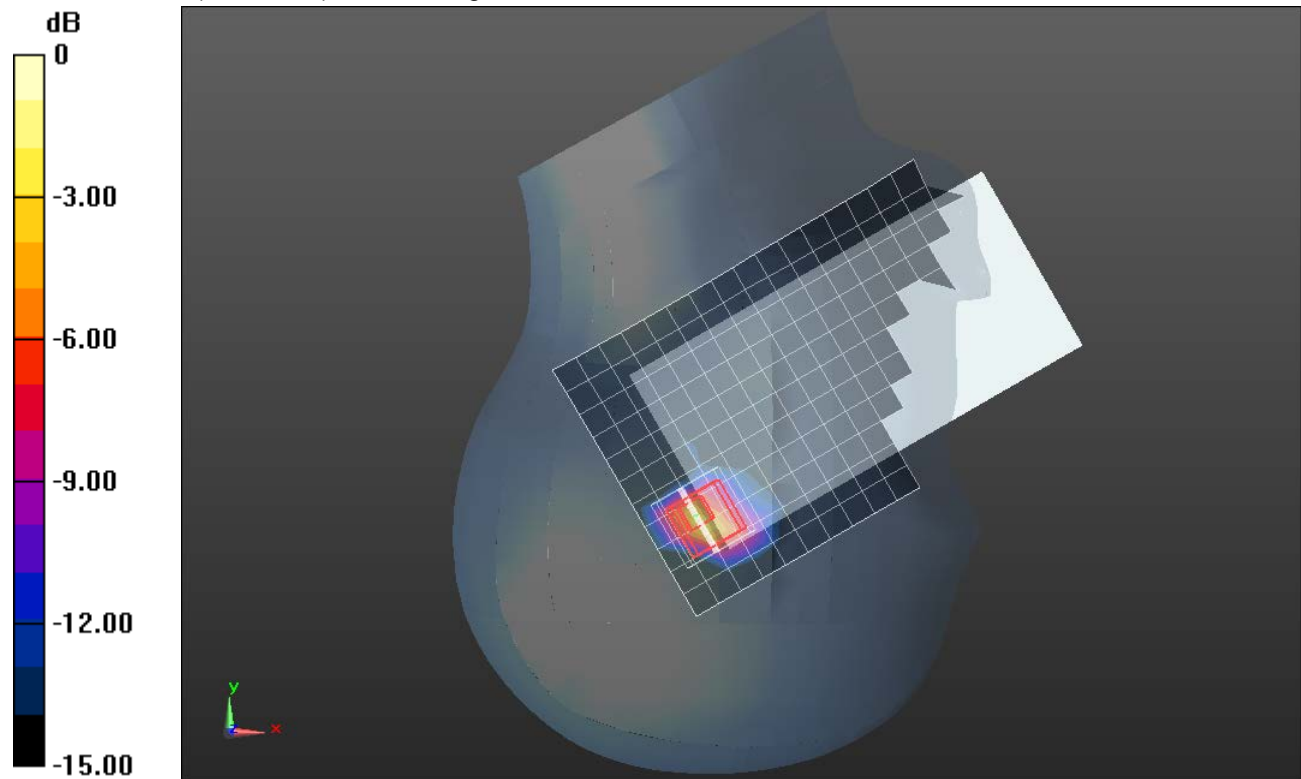
dx=4mm, dy=4mm, dz=2mm

Reference Value = 10.72 V/m; Power Drift = 0.20 dB

Peak SAR (extrapolated) = 2.23 W/kg

SAR(1 g) = 0.394 W/kg; SAR(10 g) = 0.111 W/kg

Maximum value of SAR (measured) = 1.14 W/kg



0 dB = 1.14 W/kg = 0.57 dBW/kg

Wi-Fi 5.8 GHz

Frequency: 5775 MHz; Duty Cycle: 1:1; Room Ambient Temperature: 24.0°C; Liquid Temperature: 23.0°C

Medium parameters used: $f = 5775$ MHz; $\sigma = 5.453$ S/m; $\epsilon_r = 33.669$; $\rho = 1000$ kg/m³

DASY5 Configuration:

- Area Scan Setting: Find Secondary Maximum Within: 2.0 dB and with a peak SAR value greater than 0.0012W/kg
- Electronics: DAE4 Sn1239; Calibrated: 7/10/2019
- Probe: EX3DV4 - SN7501; ConvF(5.16, 5.16, 5.16) @ 5775 MHz; Calibrated: 5/21/2019
- Sensor-Surface: 1.4mm (Mechanical Surface Detection)
- Phantom: SAM with CRP (Wi-Fi 5 GHz); Type: QD000P40CD; Serial: TP:xxxx

RHS/Tilt_802.11ac (VHT80)_Ch 155 ANT 2/Area Scan (11x20x1): Measurement grid: dx=10mm, dy=10mm

Maximum value of SAR (measured) = 0.852 W/kg

RHS/Tilt_802.11ac (VHT80)_Ch 155 ANT 2/Zoom Scan (9x9x12)/Cube 0: Measurement grid:

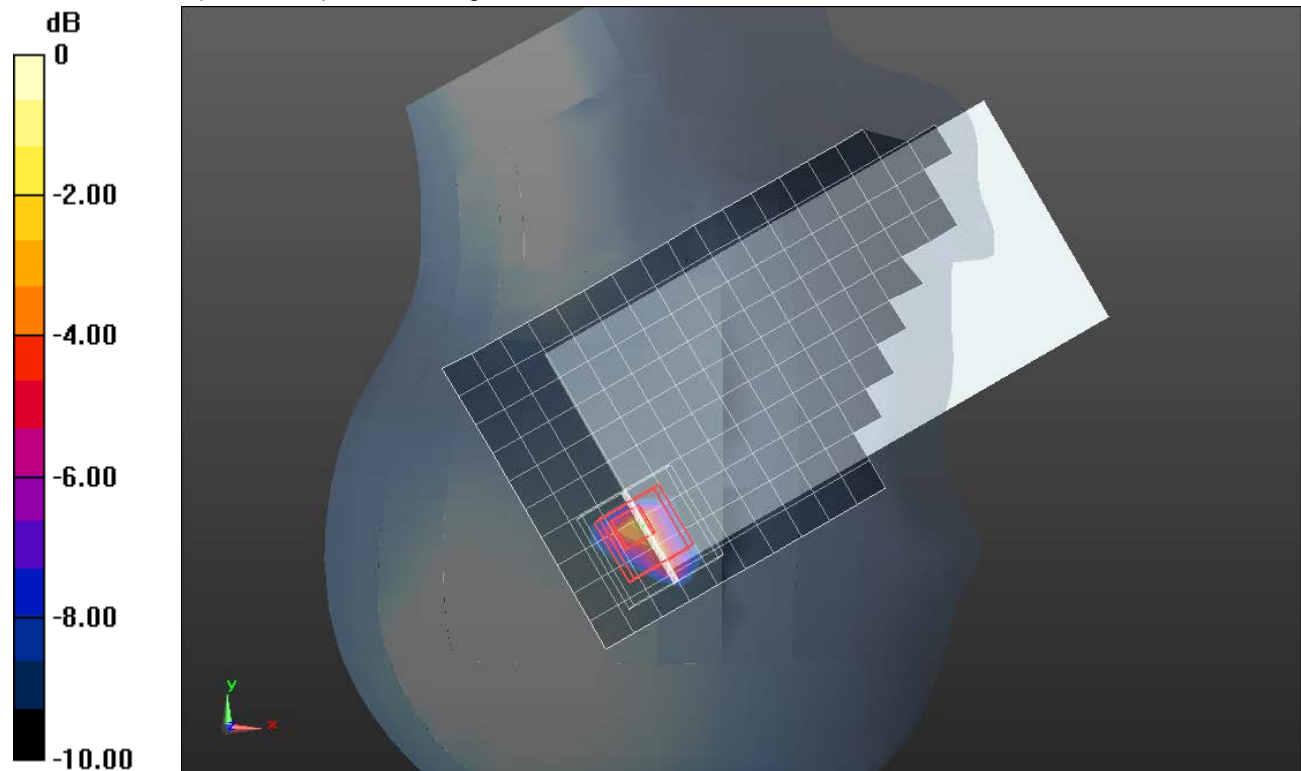
dx=4mm, dy=4mm, dz=2mm

Reference Value = 10.52 V/m; Power Drift = 0.09 dB

Peak SAR (extrapolated) = 3.47 W/kg

SAR(1 g) = 0.560 W/kg; SAR(10 g) = 0.136 W/kg

Maximum value of SAR (measured) = 1.57 W/kg



0 dB = 1.57 W/kg = 1.96 dBW/kg

Wi-Fi 5.8 GHz

Frequency: 5785 MHz; Duty Cycle: 1:1; Room Ambient Temperature: 24.0°C; Liquid Temperature: 23.0°C

Medium parameters used: $f = 5785 \text{ MHz}$; $\sigma = 5.469 \text{ S/m}$; $\epsilon_r = 33.653$; $\rho = 1000 \text{ kg/m}^3$

DASY5 Configuration:

- Area Scan Setting: Find Secondary Maximum Within: 2.0 dB and with a peak SAR value greater than 0.0012W/kg
- Electronics: DAE4 Sn1239; Calibrated: 7/10/2019
- Probe: EX3DV4 - SN7501; ConvF(5.16, 5.16, 5.16) @ 5785 MHz; Calibrated: 5/21/2019
- Sensor-Surface: 1.4mm (Mechanical Surface Detection)
- Phantom: SAM with CRP (Wi-Fi 5 GHz); Type: QD000P40CD; Serial: TP:xxxx

Rear/802.11a 6Mbps_Ch 157_15mm ANT 1/Area Scan (13x21x1): Measurement grid: dx=10mm, dy=10mm

Maximum value of SAR (measured) = 0.230 W/kg

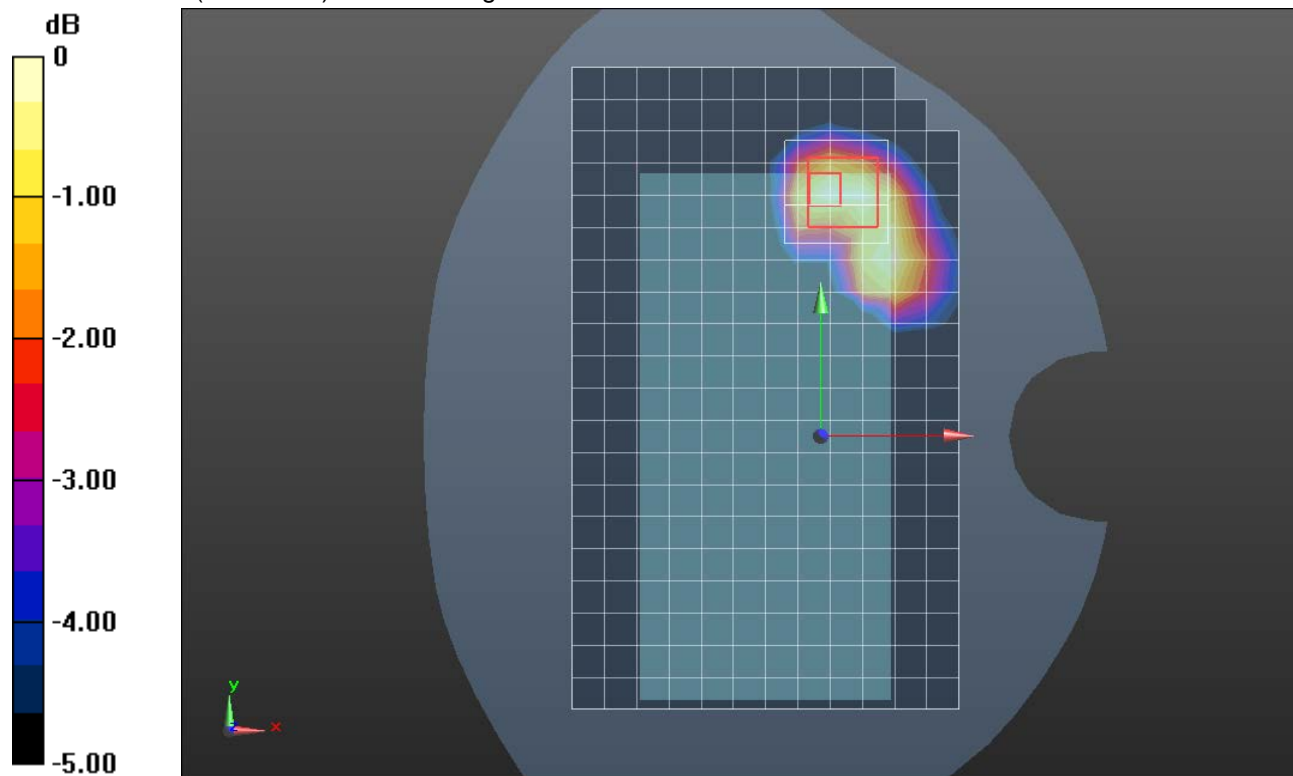
Rear/802.11a 6Mbps_Ch 157_15mm ANT 1/Zoom Scan (9x9x12)/Cube 0: Measurement grid: dx=4mm, dy=4mm, dz=2mm

Reference Value = 5.603 V/m; Power Drift = -0.13 dB

Peak SAR (extrapolated) = 0.370 W/kg

SAR(1 g) = 0.099 W/kg; SAR(10 g) = 0.041 W/kg

Maximum value of SAR (measured) = 0.230 W/kg



0 dB = 0.230 W/kg = -6.38 dBW/kg

Wi-Fi 5.8 GHz

Frequency: 5785 MHz; Duty Cycle: 1:1; Room Ambient Temperature: 24.0°C; Liquid Temperature: 23.0°C

Medium parameters used: $f = 5785 \text{ MHz}$; $\sigma = 5.469 \text{ S/m}$; $\epsilon_r = 33.653$; $\rho = 1000 \text{ kg/m}^3$

DASY5 Configuration:

- Area Scan Setting: Find Secondary Maximum Within: 2.0 dB and with a peak SAR value greater than 0.0012W/kg
- Electronics: DAE4 Sn1239; Calibrated: 7/10/2019
- Probe: EX3DV4 - SN7501; ConvF(5.16, 5.16, 5.16) @ 5785 MHz; Calibrated: 5/21/2019
- Sensor-Surface: 1.4mm (Mechanical Surface Detection)
- Phantom: SAM with CRP (Wi-Fi 5 GHz); Type: QD000P40CD; Serial: TP:xxxx

Rear/802.11a 6Mbps_Ch 157_15mm ANT 2/Area Scan (13x21x1): Measurement grid: dx=10mm, dy=10mm

Maximum value of SAR (measured) = 0.275 W/kg

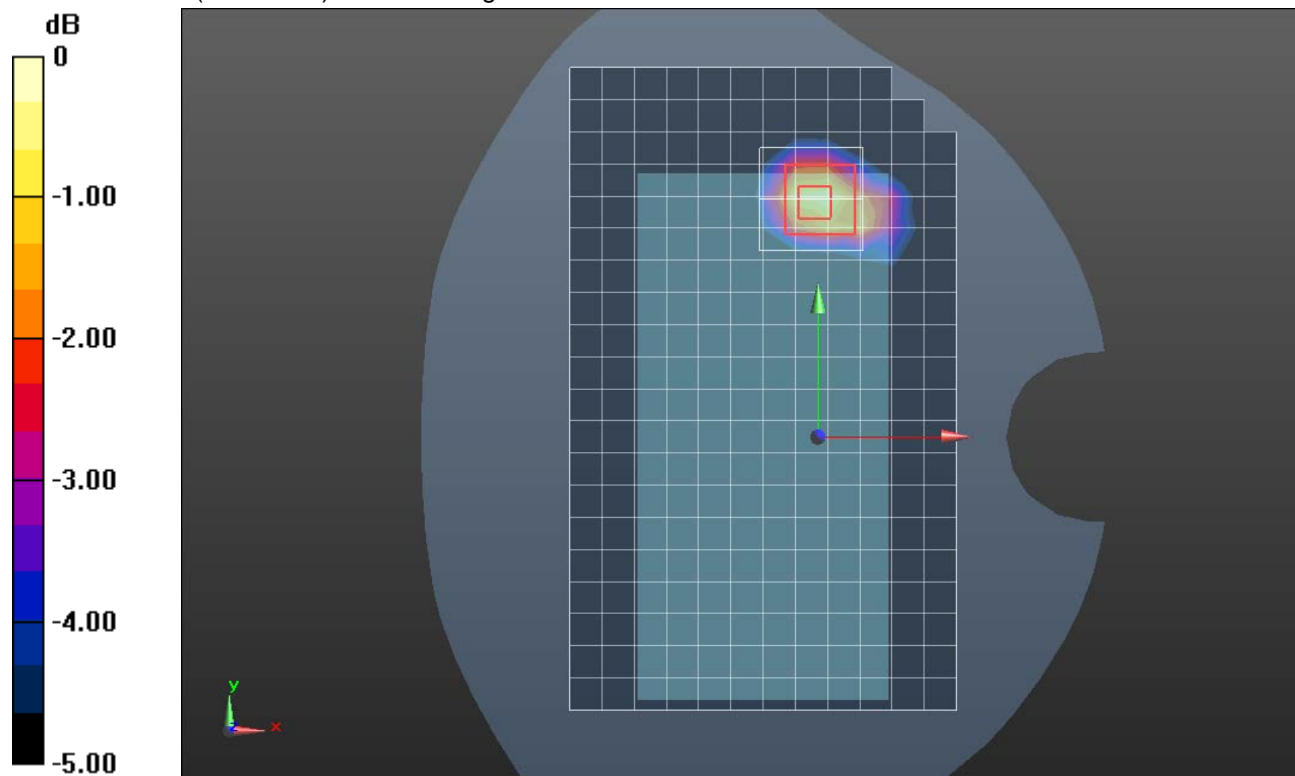
Rear/802.11a 6Mbps_Ch 157_15mm ANT 2/Zoom Scan (9x9x12)/Cube 0: Measurement grid: dx=4mm, dy=4mm, dz=2mm

Reference Value = 6.299 V/m; Power Drift = -0.18 dB

Peak SAR (extrapolated) = 0.468 W/kg

SAR(1 g) = 0.118 W/kg; SAR(10 g) = 0.046 W/kg

Maximum value of SAR (measured) = 0.295 W/kg



0 dB = 0.295 W/kg = -5.30 dBW/kg

Wi-Fi 5.8 GHz

Frequency: 5785 MHz; Duty Cycle: 1:1; Room Ambient Temperature: 24.0°C; Liquid Temperature: 23.0°C

Medium parameters used: $f = 5785 \text{ MHz}$; $\sigma = 5.286 \text{ S/m}$; $\epsilon_r = 35.49$; $\rho = 1000 \text{ kg/m}^3$

DASY5 Configuration:

- Area Scan Setting: Find Secondary Maximum Within: 2.0 dB and with a peak SAR value greater than 0.0012W/kg
- Electronics: DAE4 Sn1359; Calibrated: 2/15/2019
- Probe: EX3DV4 - SN7483; ConvF(5.22, 5.22, 5.22) @ 5785 MHz; Calibrated: 11/14/2018
- Sensor-Surface: 1.4mm (Mechanical Surface Detection)
- Phantom: Twin-SAM V8.0 (20deg probe tilt); Type: QD 000 P41 AA; Serial: 1957

Rear/802.11a 6Mbps_Ch 157_10mm ANT 1/Area Scan (13x20x1): Measurement grid: dx=10mm, dy=10mm

Maximum value of SAR (measured) = 0.290 W/kg

Rear/802.11a 6Mbps_Ch 157_10mm ANT 1/Zoom Scan (9x9x12)/Cube 0: Measurement grid:

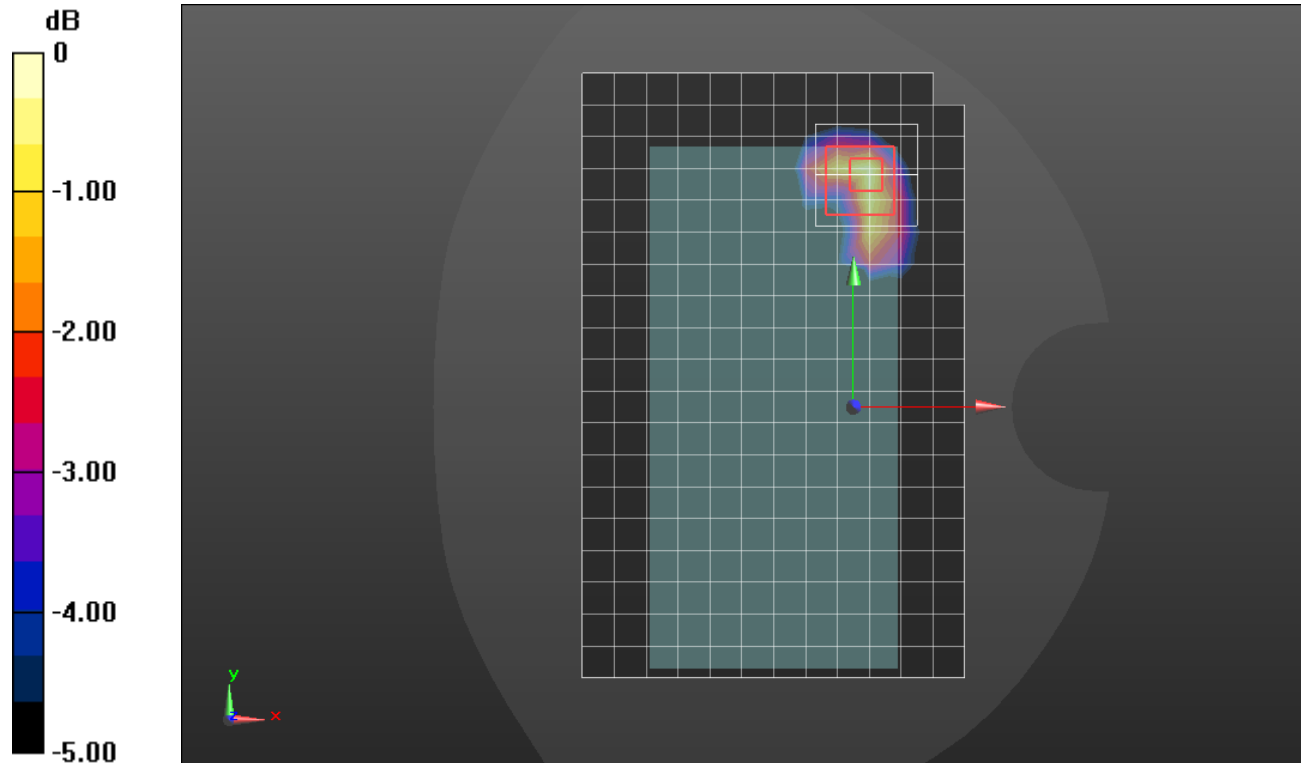
dx=4mm, dy=4mm, dz=2mm

Reference Value = 6.478 V/m; Power Drift = 0.19 dB

Peak SAR (extrapolated) = 0.555 W/kg

SAR(1 g) = 0.127 W/kg; SAR(10 g) = 0.046 W/kg

Maximum value of SAR (measured) = 0.314 W/kg



0 dB = 0.314 W/kg = -5.03 dBW/kg

Wi-Fi 5.8 GHz

Frequency: 5785 MHz; Duty Cycle: 1:1; Room Ambient Temperature: 24.0°C; Liquid Temperature: 23.0°C

Medium parameters used: $f = 5785 \text{ MHz}$; $\sigma = 5.286 \text{ S/m}$; $\epsilon_r = 35.49$; $\rho = 1000 \text{ kg/m}^3$

DASY5 Configuration:

- Area Scan Setting: Find Secondary Maximum Within: 2.0 dB and with a peak SAR value greater than 0.0012W/kg
- Electronics: DAE4 Sn1359; Calibrated: 2/15/2019
- Probe: EX3DV4 - SN7483; ConvF(5.22, 5.22, 5.22) @ 5785 MHz; Calibrated: 11/14/2018
- Sensor-Surface: 1.4mm (Mechanical Surface Detection)
- Phantom: Twin-SAM V8.0 (20deg probe tilt); Type: QD 000 P41 AA; Serial: 1957

Edge 1/802.11a 6Mbps_Ch 157_10mm ANT 2/Area Scan (9x13x1): Measurement grid: dx=10mm, dy=10mm

Maximum value of SAR (measured) = 0.512 W/kg

Edge 1/802.11a 6Mbps_Ch 157_10mm ANT 2/Zoom Scan (8x8x12)/Cube 0: Measurement grid:

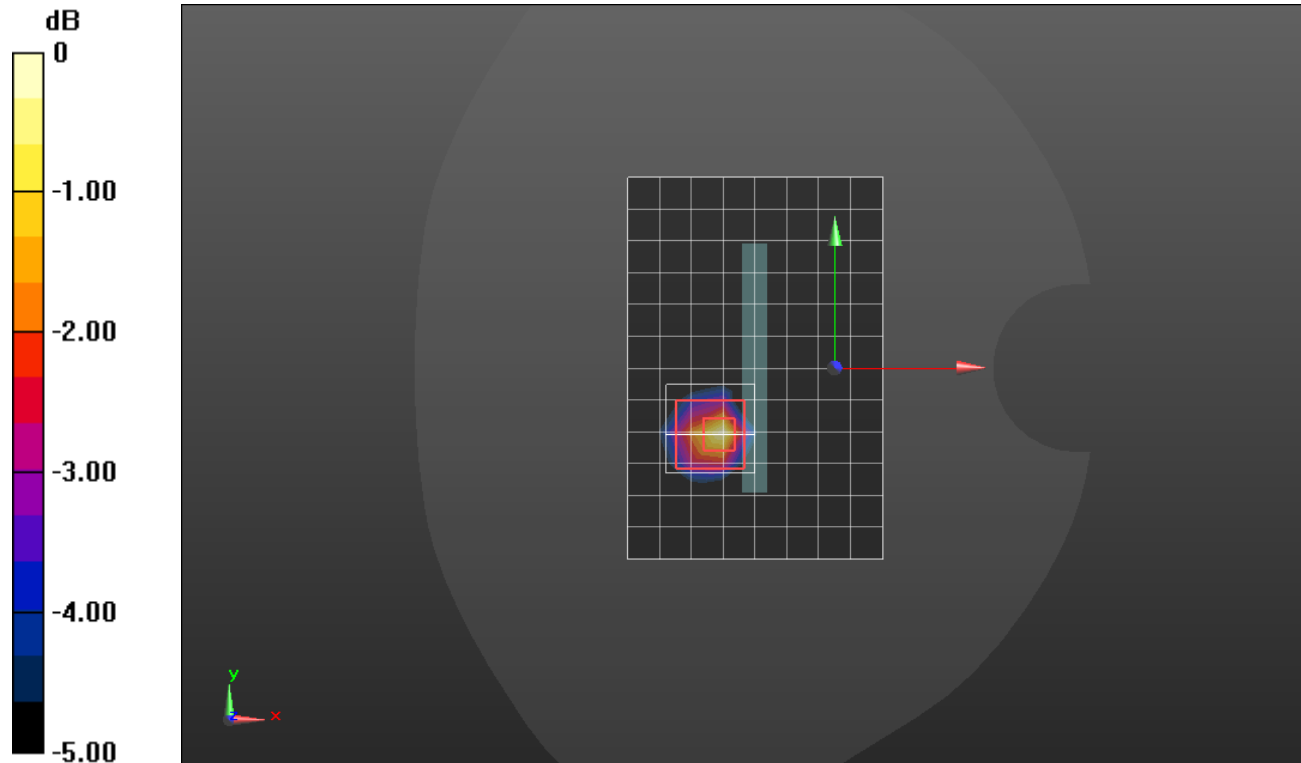
dx=4mm, dy=4mm, dz=2mm

Reference Value = 8.595 V/m; Power Drift = -0.03 dB

Peak SAR (extrapolated) = 0.879 W/kg

SAR(1 g) = 0.214 W/kg; SAR(10 g) = 0.074 W/kg

Maximum value of SAR (measured) = 0.516 W/kg



0 dB = 0.516 W/kg = -2.87 dBW/kg

Wi-Fi 5.8 GHz

Frequency: 5775 MHz; Duty Cycle: 1:1; Room Ambient Temperature: 24.0°C; Liquid Temperature: 23.0°C

Medium parameters used: $f = 5775 \text{ MHz}$; $\sigma = 5.055 \text{ S/m}$; $\epsilon_r = 34.606$; $\rho = 1000 \text{ kg/m}^3$

DASY5 Configuration:

- Area Scan Setting: Find Secondary Maximum Within: 2.0 dB and with a peak SAR value greater than 0.0012W/kg
- Electronics: DAE4 Sn1472; Calibrated: 3/21/2019
- Probe: EX3DV4 - SN7500; ConvF(4.95, 4.95, 4.95) @ 5775 MHz; Calibrated: 4/18/2019
- Sensor-Surface: 1.4mm (Mechanical Surface Detection)
- Phantom: Twin-SAM V5.0 (30deg probe tilt); Type: QD 000 P40 CD; Serial: 1740

RHS/Touch_802.11ac (VHT80)_Ch 155 MIMO/Area Scan (12x21x1): Measurement grid: dx=10mm, dy=10mm

Maximum value of SAR (measured) = 0.728 W/kg

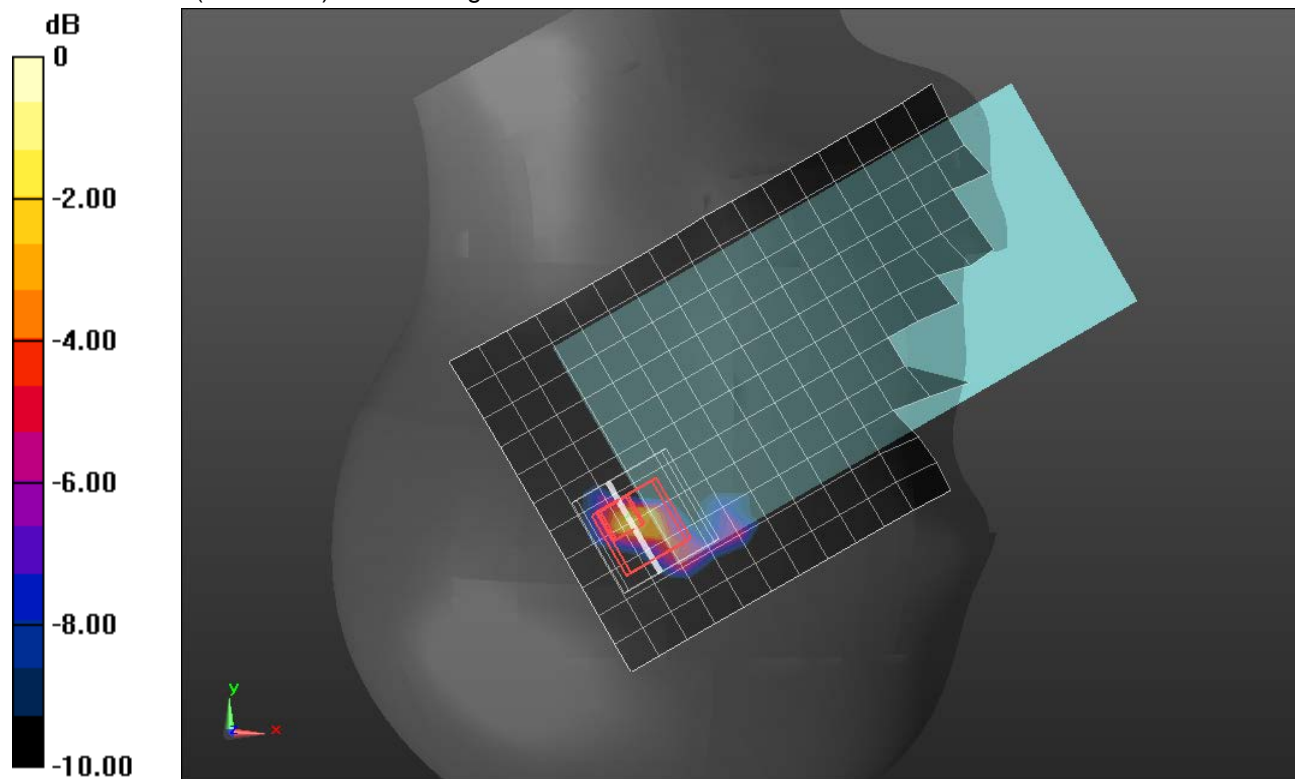
RHS/Touch_802.11ac (VHT80)_Ch 155 MIMO/Zoom Scan (9x9x12)/Cube 0: Measurement grid: dx=4mm, dy=4mm, dz=2mm

Reference Value = 11.59 V/m; Power Drift = 0.04 dB

Peak SAR (extrapolated) = 2.28 W/kg

SAR(1 g) = 0.369 W/kg; SAR(10 g) = 0.095 W/kg

Maximum value of SAR (measured) = 1.12 W/kg



0 dB = 1.12 W/kg = 0.49 dBW/kg

Bluetooth

Frequency: 2441 MHz; Duty Cycle: 1:1.29033; Room Ambient Temperature: 24.0°C; Liquid Temperature: 23.0°C
 Medium parameters used (interpolated): $f = 2441$ MHz; $\sigma = 1.864$ S/m; $\epsilon_r = 38.878$; $\rho = 1000$ kg/m³

DASY5 Configuration:

- Area Scan Setting: Find Secondary Maximum Within: 2.0 dB and with a peak SAR value greater than 0.0012W/kg
- Electronics: DAE4 Sn1472; Calibrated: 3/21/2019
- Probe: EX3DV4 - SN7500; ConvF(7.62, 7.62, 7.62) @ 2441 MHz; Calibrated: 4/18/2019
- Sensor-Surface: 1.4mm (Mechanical Surface Detection)
- Phantom: Twin-SAM V5.0 (30deg probe tilt); Type: QD 000 P40 CD; Serial: 1740

RHS/Touch_GFSK DH5_ch 39/Area Scan (11x17x1): Measurement grid: dx=12mm, dy=12mm

[Info: Interpolated medium parameters used for SAR evaluation.](#)

Maximum value of SAR (measured) = 0.671 W/kg

RHS/Touch_GFSK DH5_ch 39/Zoom Scan (7x8x7)/Cube 0: Measurement grid: dx=5mm, dy=5mm, dz=5mm

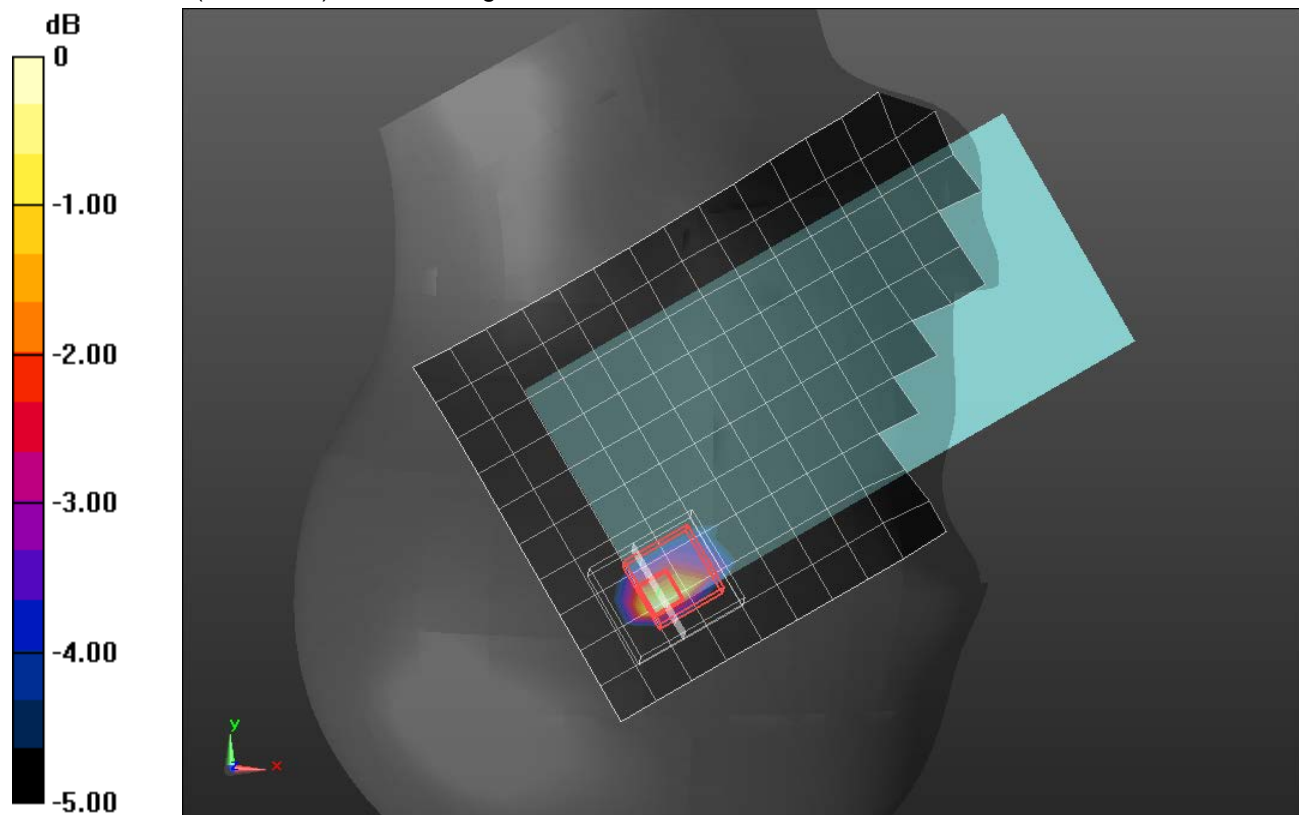
Reference Value = 16.40 V/m; Power Drift = 0.01 dB

Peak SAR (extrapolated) = 0.893 W/kg

SAR(1 g) = 0.375 W/kg; SAR(10 g) = 0.177 W/kg

[Info: Interpolated medium parameters used for SAR evaluation.](#)

Maximum value of SAR (measured) = 0.689 W/kg



0 dB = 0.689 W/kg = -1.62 dBW/kg

Bluetooth

Frequency: 2441 MHz; Duty Cycle: 1:1.29033; Room Ambient Temperature: 24.0°C; Liquid Temperature: 23.0°C
 Medium parameters used (interpolated): $f = 2441$ MHz; $\sigma = 1.864$ S/m; $\epsilon_r = 38.878$; $\rho = 1000$ kg/m³

DASY5 Configuration:

- Area Scan Setting: Find Secondary Maximum Within: 2.0 dB and with a peak SAR value greater than 0.0012W/kg
- Electronics: DAE4 Sn1472; Calibrated: 3/21/2019
- Probe: EX3DV4 - SN7500; ConvF(7.62, 7.62, 7.62) @ 2441 MHz; Calibrated: 4/18/2019
- Sensor-Surface: 1.4mm (Mechanical Surface Detection)
- Phantom: Twin-SAM V5.0 (30deg probe tilt); Type: QD 000 P40 CD; Serial: 1740

Rear/GFSK DH5_ch 39_15mm/Area Scan (11x17x1): Measurement grid: dx=12mm, dy=12mm

[Info: Interpolated medium parameters used for SAR evaluation.](#)

Maximum value of SAR (measured) = 0.0336 W/kg

Rear/GFSK DH5_ch 39_15mm/Zoom Scan (8x10x7)/Cube 0: Measurement grid: dx=5mm, dy=5mm, dz=5mm

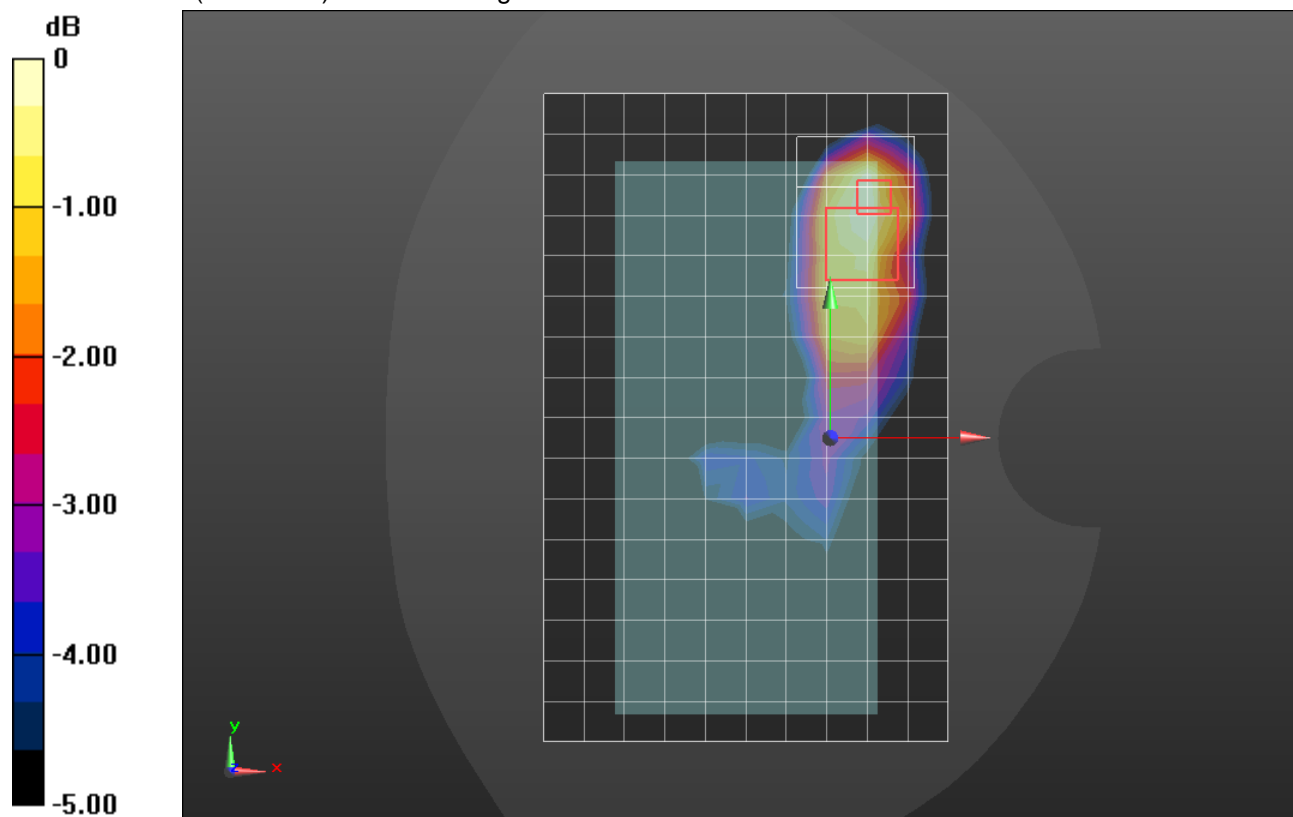
Reference Value = 3.906 V/m; Power Drift = -0.11 dB

Peak SAR (extrapolated) = 0.0610 W/kg

SAR(1 g) = 0.021 W/kg; SAR(10 g) = 0.011 W/kg

[Info: Interpolated medium parameters used for SAR evaluation.](#)

Maximum value of SAR (measured) = 0.0330 W/kg



0 dB = 0.0330 W/kg = -14.81 dBW/kg

Bluetooth

Frequency: 2441 MHz; Duty Cycle: 1:1.29033; Room Ambient Temperature: 24.0°C; Liquid Temperature: 23.0°C
 Medium parameters used (interpolated): $f = 2441$ MHz; $\sigma = 1.864$ S/m; $\epsilon_r = 38.878$; $\rho = 1000$ kg/m³

DASY5 Configuration:

- Area Scan Setting: Find Secondary Maximum Within: 2.0 dB and with a peak SAR value greater than 0.0012W/kg
- Electronics: DAE4 Sn1472; Calibrated: 3/21/2019
- Probe: EX3DV4 - SN7500; ConvF(7.62, 7.62, 7.62) @ 2441 MHz; Calibrated: 4/18/2019
- Sensor-Surface: 1.4mm (Mechanical Surface Detection)
- Phantom: Twin-SAM V5.0 (30deg probe tilt); Type: QD 000 P40 CD; Serial: 1740

Edge 4/GFSK DH5_ch 39/Area Scan (8x19x1): Measurement grid: dx=12mm, dy=12mm

[Info: Interpolated medium parameters used for SAR evaluation.](#)

Maximum value of SAR (measured) = 0.123 W/kg

Edge 4/GFSK DH5_ch 39/Zoom Scan (7x7x7)/Cube 0: Measurement grid: dx=5mm, dy=5mm, dz=5mm

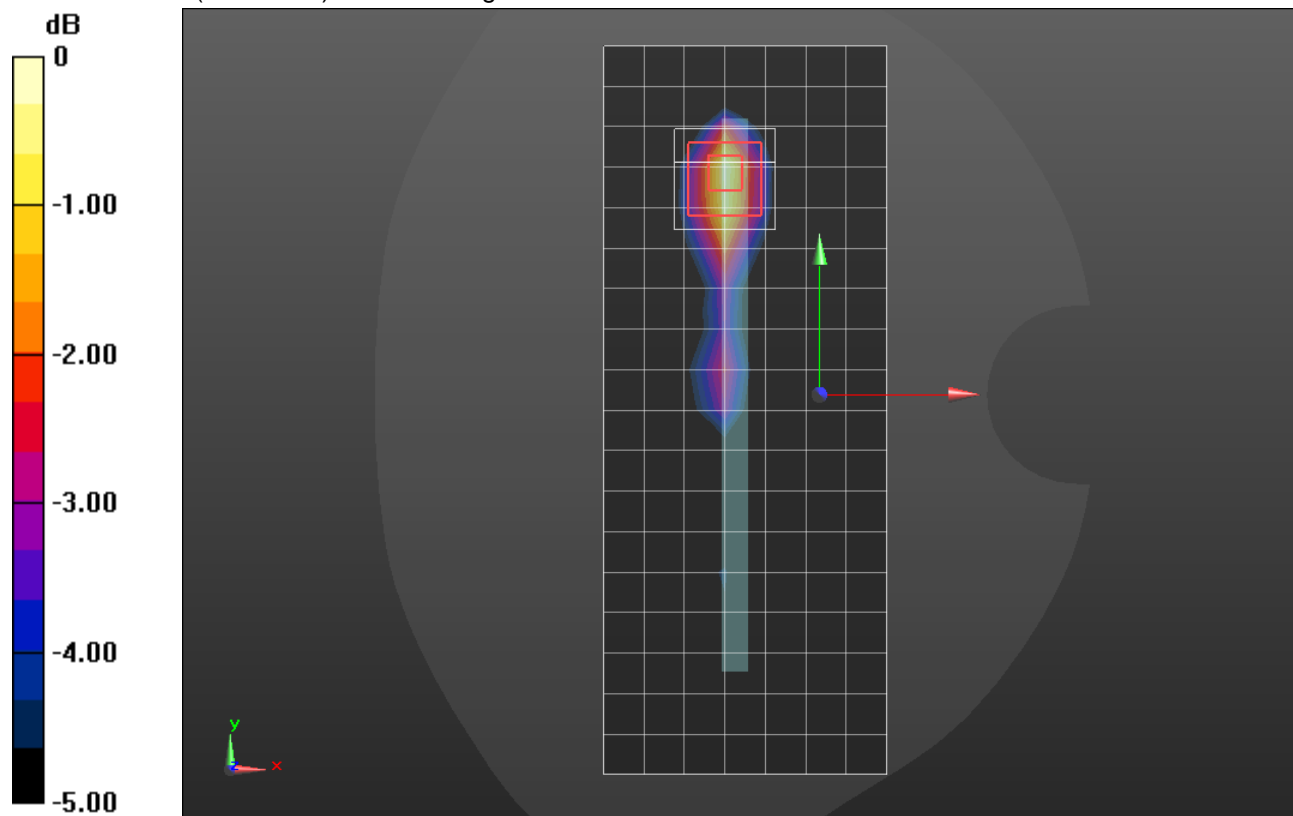
Reference Value = 7.680 V/m; Power Drift = 0.05 dB

Peak SAR (extrapolated) = 0.156 W/kg

SAR(1 g) = 0.078 W/kg; SAR(10 g) = 0.038 W/kg

[Info: Interpolated medium parameters used for SAR evaluation.](#)

Maximum value of SAR (measured) = 0.127 W/kg



0 dB = 0.127 W/kg = -8.96 dBW/kg