





## 11. SETUP PHOTOS


### ANTENNA PORT AND AC LINE CONDUCTED SETUP



**RADIATED RF MEASUREMENT SETUP**




**BELOW 30MHz (FRONT)**



**BELOW 30MHz (BACK)**




**BELOW 1GHz (FRONT)**



**BELOW 1GHz (BACK)**




**ABOVE 1GHz (FRONT)**




**ABOVE 1GHz (BACK)**

**ORIENTATIONS**



**X-ORIENTATION**



**Y-ORIENTATION**



**Z-ORIENTATION**

**END OF TEST REPORT**