

HCT CO., LTD.

CERTIFICATE OF COMPLIANCE FCC Certification

| | |
|--|--|
| Applicant Name: SAMSUNG Electronics Co., Ltd. | Date of Issue: February 12, 2014 |
| Address: 129, Samsung-ro, Yeongtong-gu Suwon-si, Gyeonggi-do, 443-742 Rep. of Korea | Test Site/Location: HCT CO., LTD., 74, Seoicheon-ro 578beon-gil, Majang-myeon, Icheon-si, Gyeonggi-do, Korea. |
| | Report No.: HCTR1402F011 |
| | HCT FRN: 0005866421 |

FCC ID : A3LSMN7506V

APPLICANT : SAMSUNG Electronics Co., Ltd.

FCC Model(s): SM-N7506V

EUT Type: Mobile Phone

Max. RF Output Power: Wi-Fi 802.11a (5180~5240) (8.18 dBm)/ Wi-Fi 802.11a (5260~5320) (8.44 dBm)/
Wi-Fi 802.11a (5500~5700) (8.69 dBm)/ Wi-Fi 802.11n_20 MHz BW (5180~5240) (7.73 dBm)/
Wi-Fi 802.11n_20 MHz BW(5260~5320)(8.17 dBm)/ Wi-Fi 802.11n_20 MHz BW(5500~5700)(7.71 dBm)/
Wi-Fi 802.11n_40 MHz BW(5190~5230) (7.36 dBm)/ Wi-Fi 802.11n_40 MHz BW (5270~5310) (7.58 dBm)/
Wi-Fi 802.11n_40 MHz BW (5510~5670) (7.70 dBm)

Frequency Range: 20 MHz BW: 5180 MHz - 5240 MHz (UNII 1)/ 5260 MHz - 5320 MHz (UNII 2)/
5500 MHz - 5700 MHz (UNII 2e)
40 MHz BW: 5190 MHz - 5230 MHz (UNII 1)/ 5270 MHz - 5310 MHz (UNII 2)/
5510 MHz - 5670 MHz (UNII 2e)

Modulation type OFDM

FCC Classification: Unlicensed National Information Infrastructure(UNII)

FCC Rule Part(s): Part 15.407

Engineering Statement:

The measurements shown in this report were made in accordance with the procedures indicated, and the emissions from this equipment were found to be within the limits applicable. I assume full responsibility for the accuracy and completeness of these measurements, and for the qualifications of all persons taking them.

HCT CO., LTD. Certifies that no party to this application has subject to a denial of Federal benefits that includes FCC benefits pursuant to section 5301 of the Anti-Drug Abuse Act of 1998,21 U.S. C.853(a)



Report prepared by
: Jae Chul Shin
Test engineer of RF Team



Approved by
: Kyoung Houn Seo
Manager of RF Team

This report only responds to the tested sample and may not be reproduced, except in full, without written approval of the HCT Co., Ltd.

| | | | | |
|---------------------------------|-------------------------------------|---------------------------|------------------------|--|
| FCC PT.15.407 TEST REPORT | | FCC CERTIFICATION REPORT | | www.hct.co.kr |
| Test Report No. HCTR1402F011 | Date of Issue: February 12, 2014 | EUT Type: Mobile Phone | FCC ID: A3LSMN7506V | |



Version

| TEST REPORT NO. | DATE | DESCRIPTION |
|-----------------|-------------------|-------------------------|
| HCTR1402F011 | February 12, 2014 | - First Approval Report |
| | | |
| | | |
| | | |

| | | | |
|--|--|----------------------------------|--|
| FCC PT.15.407 TEST REPORT | FCC CERTIFICATION REPORT | | www.hct.co.kr |
| Test Report No. HCTR1402F011 | Date of Issue: February 12, 2014 | EUT Type: Mobile Phone | FCC ID: A3LSMN7506V |

Table of Contents

- 1. GENERAL INFORMATION 4
- 2. EUT DESCRIPTION 4
- 3. TEST METHODOLOGY 5
 - 3.1 EUT CONFIGURATION 5
 - 3.2 EUT EXERCISE 5
 - 3.3 GENERAL TEST PROCEDURES 5
 - 3.4 DESCRIPTION OF TEST MODES 5
- 4. INSTRUMENT CALIBRATION..... 6
- 5. FACILITIES AND ACCREDITATIONS 6
 - 5.1 FACILITIES 6
 - 5.2 EQUIPMENT 6
- 6. ANTENNA REQUIREMENTS 6
- 7. SUMMARY OF TEST RESULTS 7
- 8. TEST RESULT 8
 - 8.1 DUTY CYCLE..... 8
 - 8.2 26 dB BANDWIDTH MEASUREMENT 1 0
 - 8.3 OUTPUT POWER MEASUREMENT..... 1 9
 - 8.4 POWER SPECTRAL DENSITY 3 5
 - 8.5 PEAK EXCURSION RATIO..... 4 4
 - 8.6 FREQUENCY STABILITY. 6 0
 - 8.7 RADIATED MEASUREMENT..... 6 6
 - 8.7.1 RADIATED SPURIOUS EMISSIONS..... 6 6
 - 8.7.2 RADIATED RESTRICTED BAND EDGE MEASUREMENTS 9 7
 - 8.8 POWERLINE CONDUCTED EMISSIONS 1 0 3
- 9. LIST OF TEST EQUIPMENT 1 0 8

| | | | | |
|---------------------------------|-------------------------------------|---------------------------|------------------------|--|
| FCC PT.15.407 TEST REPORT | | FCC CERTIFICATION REPORT | | www.hct.co.kr |
| Test Report No. HCTR1402F011 | Date of Issue: February 12, 2014 | EUT Type: Mobile Phone | FCC ID: A3LSMN7506V | |



1. GENERAL INFORMATION

Applicant: SAMSUNG Electronics Co., Ltd.
Address: 129, Samsung-ro, Yeongtong-gu Suwon-si, Gyeonggi-do, 443-742 Rep. of Korea
FCC ID: A3LSMN7506V
EUT Type: Mobile Phone
FCC Model(s): SM-N7506V
Date(s) of Tests: February 05, 2014 ~ February 11, 2014
Place of Tests: HCT Co., Ltd.
 74, Seoicheon-ro 578beon-gil, Majang-myeon, Icheon-si, Gyeonggi-do, Korea.
 (IC Recognition No. : 5944A-3)

2. EUT DESCRIPTION

| | | |
|------------------------------|---|--|
| EUT Type | Mobile Phone | |
| FCC Model Name | SM-N7506V | |
| Power Supply | DC 3.8 V | |
| Frequency Range | TX_20 MHz BW: 40 MHz BW: | 5180 MHz - 5240 MHz (UNII 1)/ 5260 MHz - 5320 MHz (UNII 2)/ 5500 MHz - 5700 MHz (UNII 2e) where) Not supported 5600 MHz – 5640 MHz 5190 MHz - 5230 MHz (UNII 1)/ 5270 MHz - 5310 MHz (UNII 2)/ 5510 MHz - 5670 MHz (UNII 2e) where) Not supported 5590 MHz – 5630 MHz |
| | RX_20 MHz BW: 40 MHz BW: | 5180 MHz - 5240 MHz (UNII 1)/ 5260 MHz - 5320 MHz (UNII 2)/ 5500 MHz - 5700 MHz (UNII 2e) where) Not supported 5600 MHz – 5640 MHz 5190 MHz - 5230 MHz (UNII 1)/ 5270 MHz - 5310 MHz (UNII 2)/ 5510 MHz - 5670 MHz (UNII 2e) where) Not supported 5590 MHz – 5630 MHz |
| Max. RF Output Power: | Wi-Fi 802.11a (5180~5240) (8.18 dBm)/ Wi-Fi 802.11a (5260~5320) (8.44 dBm)/ Wi-Fi 802.11a (5500~5700) (8.69 dBm)/ Wi-Fi 802.11n_20 MHz BW (5180~5240) (7.73 dBm)/ Wi-Fi 802.11n_20 MHz BW(5260~5320)(8.17 dBm)/ Wi-Fi 802.11n_20 MHz BW(5500~5700)(7.71 dBm)/ Wi-Fi 802.11n_40 MHz BW(5190~5230) (7.36 dBm)/ Wi-Fi 802.11n_40 MHz BW (5270~5310) (7.58 dBm)/ Wi-Fi 802.11n_40 MHz BW (5510~5670) (7.70 dBm) | |
| Modulation Type | OFDM(802.11a, 802.11n_20 MHz, 802.11n_40 MHz) | |
| Antenna Specification | Manufacturer: PULSE ELECTRONICS KOREA Antenna type: LDS Antenna Peak Gain : -0.08 dBi | |

| | | | |
|--|--|----------------------------------|--|
| FCC PT.15.407 TEST REPORT | FCC CERTIFICATION REPORT | | www.hct.co.kr |
| Test Report No. HCTR1402F011 | Date of Issue: February 12, 2014 | EUT Type: Mobile Phone | FCC ID: A3LSMN7506V |



3. TEST METHODOLOGY

The measurement procedure described in FCC KDB 789033 D01 General UNII Test Procedures v01r03 dated April 08, 2013 entitled “ Guidelines for Compliance Testing of Unlicensed National Information Infrastructure (U-NII) Devices the American National Standard for Testing Unlicensed Wireless Devices(ANSI C63.4-2003) – Part 15, Subpart E” were used in the measurement.

3.1 EUT CONFIGURATION

The EUT configuration for testing is installed on RF field strength measurement to meet the Commissions requirement and operating in a manner that intends to maximize its emission characteristics in a continuous normal application.

3.2 EUT EXERCISE

The EUT was operated in the engineering mode to fix the Tx frequency that was for the purpose of the measurements. According to its specifications, the EUT must comply with the requirements of the Section 15.207, 15.209 and 15.407 under the FCC Rules Part 15 Subpart E.

3.3 GENERAL TEST PROCEDURES

Conducted Emissions

The EUT is placed on the turntable, which is 0.8 m above ground plane. According to the requirements in Section 13.1.4.1 of ANSI C63.4. (Version :2003) Conducted emissions from the EUT measured in the frequency range between 0.15 MHz and 30MHz using CISPR Quasi-peak and average detector modes.

Radiated Emissions

The EUT is placed on a turn table, which is 0.8 m above ground plane. The turntable shall rotate 360 degrees to determine the position of maximum emission level. EUT is set 3 m away from the receiving antenna, which varied from 1 m to 4 m to find out the highest emission. And also, each emission was to be maximized by changing the polarization of receiving antenna both horizontal and vertical. In order to find out the max. emission, the relative positions of this hand-held transmitter (EUT) was rotated through three orthogonal axes according to the requirements in Section 13.1.4.1 of ANSI C63.4. (Version: 2003)

Conducted Antenna Terminal

See Section from 8.1 to 8.4.(KDB 789033)

3.4 DESCRIPTION OF TEST MODES

The EUT has been tested under operating condition. Test program used to control the EUT for staying in continuous transmitting and receiving mode is programmed.

Channel low, mid and high with highest data rate (worst case) is chosen for full testing.

| | | | | |
|---------------------------------|-------------------------------------|---------------------------|------------------------|--|
| FCC PT.15.407 TEST REPORT | | FCC CERTIFICATION REPORT | | www.hct.co.kr |
| Test Report No. HCTR1402F011 | Date of Issue: February 12, 2014 | EUT Type: Mobile Phone | FCC ID: A3LSMN7506V | |



4. INSTRUMENT CALIBRATION

The measuring equipment, which was utilized in performing the tests documented herein, has been calibrated in accordance with the manufacturer's recommendations for utilizing calibration equipments, which is traceable to recognized national standards

5. FACILITIES AND ACCREDITATIONS

5.1 FACILITIES

The SAC(Semi-Anechoic Chamber) and conducted measurement facility used to collect the radiated data are located at the 74, Seoicheon-ro 578beon-gil, Majang-myeon, Icheon-si, Gyeonggi-do, Korea. The site is constructed in conformance with the requirements of ANSI C63.4. (Version :2003) and CISPR Publication 22. Detailed description of test facility was submitted to the Commission and accepted dated March 02, 2011 (Registration Number: 90661)

5.2 EQUIPMENT

Radiated emissions are measured with one or more of the following types of Linearly polarized antennas: tuned dipole, bi-conical, log periodic, bi-log, and/or ridged waveguide, horn. Spectrum analyzers with pre-selectors and quasi-peak detectors are used to perform radiated measurements. Conducted emissions are measured with Line Impedance Stabilization Networks and EMI Test Receivers. Calibrated wideband preamplifiers, coaxial cables, and coaxial attenuators are also used for making measurements.

All receiving equipment conforms to CISPR Publication 16-1, "Radio Interference Measuring Apparatus and Measurement Methods."

6. ANTENNA REQUIREMENTS

According to FCC 47 CFR §15.203:

"An intentional radiator antenna shall be designed to ensure that no antenna other than that furnished by the responsible party can be used with the device. The use of a permanently attached antenna or of an antenna that uses a unique coupling to the intentional radiator shall be considered sufficient to comply with the provisions of this section."

* The antennas of this E.U.T are permanently attached.

*The E.U.T Complies with the requirement of §15.203

| | | | |
|--|--|----------------------------------|--|
| FCC PT.15.407 TEST REPORT | FCC CERTIFICATION REPORT | | www.hct.co.kr |
| Test Report No. HCTR1402F011 | Date of Issue: February 12, 2014 | EUT Type: Mobile Phone | FCC ID: A3LSMN7506V |



7. SUMMARY OF TEST RESULTS

| Test Description | FCC Part Section(s) | Test Limit | Test Condition | Test Result |
|--|-------------------------------|---|----------------|-------------|
| <u>TRANSMITTER MODE(TX)</u> | | | | |
| 26dB Bandwidth | NA | NA | CONDUCTED | PASS |
| Maximum Conducted Output Power | §15.407(a)(1) | < 4+10 log ₁₀ (BW) dBm (5150-5250 MHz) < 11+10 log ₁₀ (BW) dBm (5250-5350 MHz) < 11+10 log ₁₀ (BW) dBm (5470-5725 MHz) | | PASS |
| Peak Power Spectral Density | §15.407(a)(1), (5) | <4 dBm/ MHz (5150-5250) <11 dBm/ MHz (5250-5350) <11 dBm/ MHz (5470-5725) | | PASS |
| Peak Excursion | §15.407(a)(6) | <13 dB/ MHz maximum difference | | PASS |
| Frequency Stability | §15.407(g) | NA | | PASS |
| Undesirable Emissions | §15.407(b)(1), (2), (3) | <-27 dBm/ MHz EIRP (5150-5350 MHz, 5470-5725 MHz) | RADIATED | PASS |
| General Field Strength Limits(Restricted Bands and Radiated Emission Limits) | 15.205, 5.407(b)(1), (5), (6) | Emissions in restricted bands must meet the radiated limits detailed in 15.209 | | PASS |
| AC Conducted Emissions 150 kHz-30 MHz | 15.207 | <FCC 15.207 limits | LINE CONDUCTED | PASS |

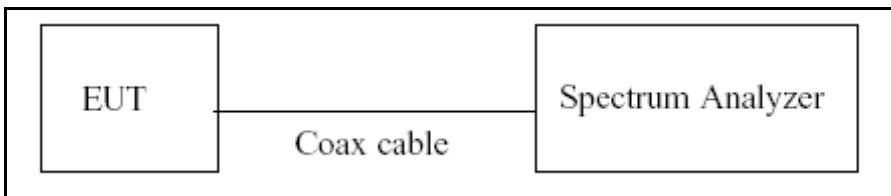
| | | | |
|----------------------------------|-------------------------------------|---------------------------|--|
| FCC PT.15.407 TEST REPORT | FCC CERTIFICATION REPORT | | www.hct.co.kr |
| Test Report No. HCTR1402F011 | Date of Issue: February 12, 2014 | EUT Type: Mobile Phone | FCC ID: A3LSMN7506V |

8. TEST RESULT

8.1 DUTY CYCLE

The zero-span mode on a spectrum analyzer or EMI receiver, if the response time and spacing between bins on the sweep are sufficient to permit accurate measurements of the on and off times of the transmitted signal. Set the center frequency of the instrument to the center frequency of the transmission. Set $RBW \geq EBW$ if possible; otherwise, set RBW to the largest available value. Set $VBW \geq RBW$. Set detector = peak or average. The zero-span measurement method shall not be used unless both RBW and VBW are $> 50/T$, where T is defined in section B)1)a), and the number of sweep points across duration T exceeds 100. (For example, if VBW and/or RBW are limited to 3 MHz, then the zero-span method of measuring duty cycle shall not be used if $T \leq 16.7$ microseconds.)

TEST CONFIGURATION



TEST PROCEDURE

The transmitter output is connected to the Spectrum Analyzer. We tested according to the zero-span measurement method, B)2) in KDB 789033(issued 04/08/2013)

The largest available value of RBW is 8 MHz and VBW is 50 MHz. The zero-span method of measuring duty cycle shall not be used if $T \leq 6.25$ microseconds. ($50/6.25 = 8$)

The zero-span method was used because all measured T data are > 6.25 microseconds and both RBW and VBW are $> 50/T$.

1. RBW = 8 MHz (the largest available value)
2. VBW = 8 MHz (\geq RBW)
3. SPAN = 0 Hz
4. Detector = Peak
5. Number of points in sweep > 100
6. Trace mode = Clear write
7. Measure T_{total} and T_{on}
8. Calculate Duty Cycle = T_{on}/T_{total} and Duty Cycle Factor = $10 \cdot \log(1/\text{Duty Cycle})$

| | | | | |
|---------------------------------|-------------------------------------|---------------------------|--|--|
| FCC PT.15.407 TEST REPORT | | FCC CERTIFICATION REPORT | | www.hct.co.kr |
| Test Report No. HCTR1402F011 | Date of Issue: February 12, 2014 | EUT Type: Mobile Phone | | FCC ID: A3LSMN7506V |

Duty Cycle Factor

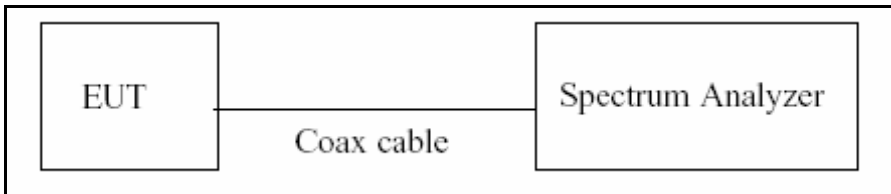
| Mode | Data Rate | T _{on} (ms) | T _{total} (ms) | Duty Cycle | Duty Cycle Factor |
|---------------------------|-----------|-------------------------|----------------------------|------------|-------------------|
| 802.11a Mode | 6 | 1.392 | 1.497 | 0.92985972 | 0.316 |
| | 9 | 0.939 | 1.041 | 0.90201729 | 0.448 |
| | 12 | 0.706 | 0.808 | 0.87376238 | 0.586 |
| | 18 | 0.478 | 0.578 | 0.82698962 | 0.825 |
| | 24 | 0.364 | 0.464 | 0.78448276 | 1.054 |
| | 36 | 0.251 | 0.351 | 0.71509972 | 1.456 |
| | 48 | 0.191 | 0.291 | 0.65635739 | 1.829 |
| | 54 | 0.175 | 0.275 | 0.63636364 | 1.963 |
| 802.11n Mode 20 MHz BW | 6.5 | 1.293 | 1.395 | 0.92688172 | 0.330 |
| | 13 | 0.657 | 0.756 | 0.86904762 | 0.610 |
| | 19.5 | 0.446 | 0.546 | 0.81684982 | 0.879 |
| | 26 | 0.342 | 0.442 | 0.77375566 | 1.114 |
| | 39 | 0.234 | 0.334 | 0.70059880 | 1.545 |
| | 52 | 0.183 | 0.282 | 0.64893617 | 1.878 |
| | 58.5 | 0.167 | 0.266 | 0.62781955 | 2.022 |
| | 65 | 0.152 | 0.250 | 0.60800000 | 2.161 |
| 802.11n Mode 40 MHz BW | 13.5 | 0.634 | 0.734 | 0.86376022 | 0.636 |
| | 27 | 0.330 | 0.432 | 0.76388889 | 1.170 |
| | 40.5 | 0.227 | 0.328 | 0.69207317 | 1.598 |
| | 54 | 0.179 | 0.279 | 0.64157706 | 1.928 |
| | 81 | 0.127 | 0.228 | 0.55701754 | 2.541 |
| | 108 | 0.103 | 0.203 | 0.50738916 | 2.947 |
| | 121.5 | 0.092 | 0.192 | 0.47916667 | 3.195 |
| | 135 | 0.088 | 0.188 | 0.46808511 | 3.297 |

8.2 26 dB BANDWIDTH MEASUREMENT

The bandwidth at 26 dB down from the highest in-band spectral density is measured with a spectrum analyzer connected to the antenna terminal while the EUT is operating at its maximum power control level, as defined in KDB 789033(issued 04/08/2013), at the appropriate frequencies. The spectrum analyzer's bandwidth measurement function is configured to measure the 26 dB bandwidth.

The 26 dB bandwidth is used to determine the conducted power limits.

TEST CONFIGURATION



TEST PROCEDURE

The transmitter output is connected to the Spectrum Analyzer.

The Spectrum Analyzer is set to(Page 3 in KDB 789033, issued 04/08/2013)

9. RBW = approximately 1 % of the emission bandwidth
10. VBW > RBW
11. Detector = Peak
12. Trace mode = max hold
13. Measure the maximum width of the emission that is 26 dB down from the peak of the emission. Compare this with the RBW setting of the analyzer. Readjust RBW and repeat measurement as needed until the RBW/EBW ratio is approximately 1 %.

| | | | | |
|---------------------------------|-------------------------------------|---------------------------|------------------------|--|
| FCC PT.15.407 TEST REPORT | | FCC CERTIFICATION REPORT | | www.hct.co.kr |
| Test Report No. HCTR1402F011 | Date of Issue: February 12, 2014 | EUT Type: Mobile Phone | FCC ID: A3LSMN7506V | |



TEST RESULTS

Conducted 26 dB Bandwidth Measurements for 802.11a

| 802.11a Mode | | Measured Bandwidth [MHz] | Minimum Bandwidth [MHz] | Pass / Fail |
|-----------------|-------------|-----------------------------|----------------------------|-------------|
| Frequency [MHz] | Channel No. | | | |
| 5180 | 36 | 21.95 | N/A | Pass |
| 5200 | 40 | 21.86 | N/A | Pass |
| 5240 | 48 | 21.87 | N/A | Pass |

Conducted 26 dB Bandwidth Measurements for 802.11a

| 802.11a Mode | | Measured Bandwidth [MHz] | Minimum Bandwidth [MHz] | Pass / Fail |
|-----------------|-------------|-----------------------------|----------------------------|-------------|
| Frequency [MHz] | Channel No. | | | |
| 5260 | 52 | 21.58 | N/A | Pass |
| 5300 | 60 | 21.73 | N/A | Pass |
| 5320 | 64 | 21.77 | N/A | Pass |

Conducted 26 dB Bandwidth Measurements for 802.11a

| 802.11a Mode | | Measured Bandwidth [MHz] | Minimum Bandwidth [MHz] | Pass / Fail |
|-----------------|-------------|-----------------------------|----------------------------|-------------|
| Frequency [MHz] | Channel No. | | | |
| 5500 | 100 | 22.04 | N/A | Pass |
| 5580 | 116 | 21.66 | N/A | Pass |
| 5700 | 140 | 22.30 | N/A | Pass |



TEST RESULTS

20 MHz BW

Conducted 26 dB Bandwidth Measurements for 802.11n

| 802.11n Mode | | Measured Bandwidth [MHz] | Minimum Bandwidth [MHz] | Pass / Fail |
|-----------------|-------------|-----------------------------|----------------------------|-------------|
| Frequency [MHz] | Channel No. | | | |
| 5180 | 36 | 22.19 | N/A | Pass |
| 5200 | 40 | 22.21 | N/A | Pass |
| 5240 | 48 | 22.11 | N/A | Pass |

Conducted 26 dB Bandwidth Measurements for 802.11n

| 802.11n Mode | | Measured Bandwidth [MHz] | Minimum Bandwidth [MHz] | Pass / Fail |
|-----------------|-------------|-----------------------------|----------------------------|-------------|
| Frequency [MHz] | Channel No. | | | |
| 5260 | 52 | 22.18 | N/A | Pass |
| 5300 | 60 | 22.25 | N/A | Pass |
| 5320 | 64 | 22.28 | N/A | Pass |

Conducted 26 dB Bandwidth Measurements for 802.11n

| 802.11n Mode | | Measured Bandwidth [MHz] | Minimum Bandwidth [MHz] | Pass / Fail |
|-----------------|-------------|-----------------------------|----------------------------|-------------|
| Frequency [MHz] | Channel No. | | | |
| 5500 | 100 | 22.47 | N/A | Pass |
| 5580 | 116 | 22.22 | N/A | Pass |
| 5700 | 140 | 22.23 | N/A | Pass |

Conducted 26 dB Bandwidth Measurements for 802.11n

| 802.11n Mode | | Measured Bandwidth [MHz] | Minimum Bandwidth [MHz] | Pass / Fail |
|-----------------|-------------|--------------------------|-------------------------|-------------|
| Frequency [MHz] | Channel No. | | | |
| 5190 | 38 | 43.01 | N/A | Pass |
| 5230 | 46 | 42.83 | N/A | Pass |

Conducted 26 dB Bandwidth Measurements for 802.11n

| 802.11n Mode | | Measured Bandwidth [MHz] | Minimum Bandwidth [MHz] | Pass / Fail |
|-----------------|-------------|--------------------------|-------------------------|-------------|
| Frequency [MHz] | Channel No. | | | |
| 5270 | 54 | 42.96 | N/A | Pass |
| 5310 | 62 | 43.26 | N/A | Pass |

Conducted 26 dB Bandwidth Measurements for 802.11n

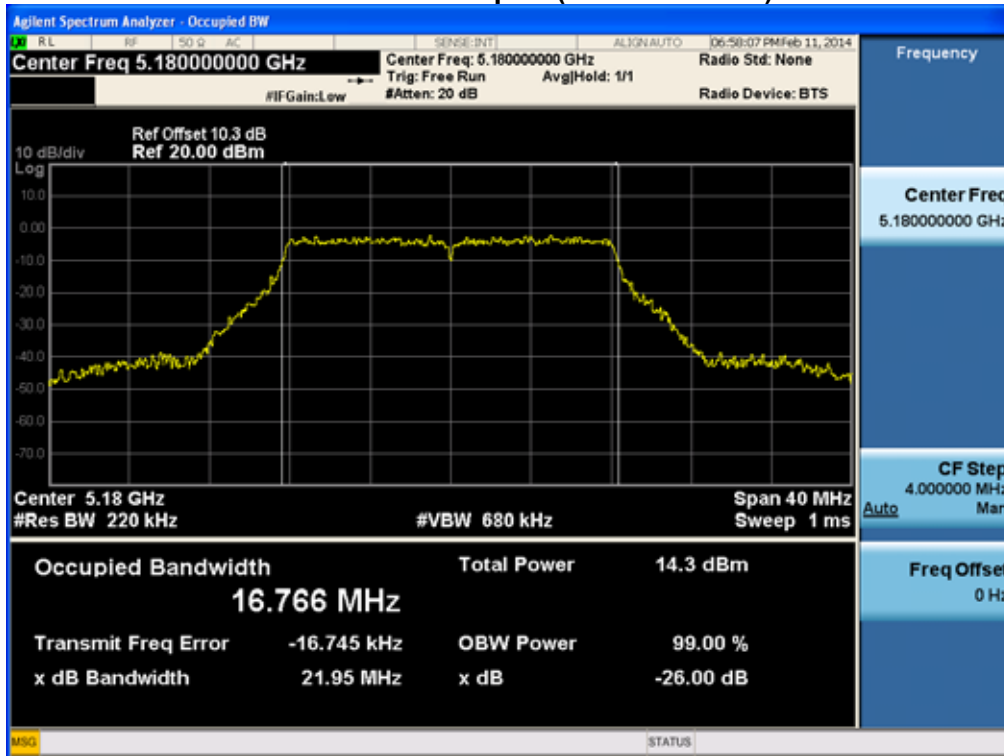
| 802.11n Mode | | Measured Bandwidth [MHz] | Minimum Bandwidth [MHz] | Pass / Fail |
|-----------------|-------------|--------------------------|-------------------------|-------------|
| Frequency [MHz] | Channel No. | | | |
| 5510 | 102 | 43.93 | N/A | Pass |
| 5550 | 110 | 42.48 | N/A | Pass |
| 5670 | 134 | 43.01 | N/A | Pass |

Note :

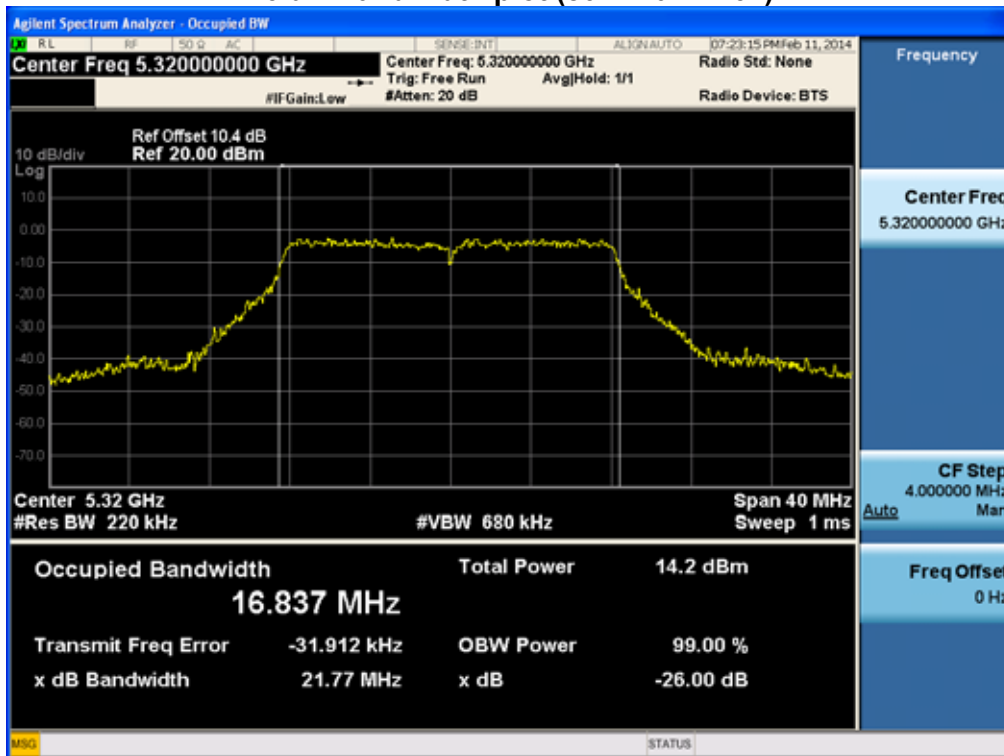
1. In order to simplify the report, attached plots were only the most wide channel.

RESULT PLOTS

26 dB Bandwidth plot (802.11a-CH 36)

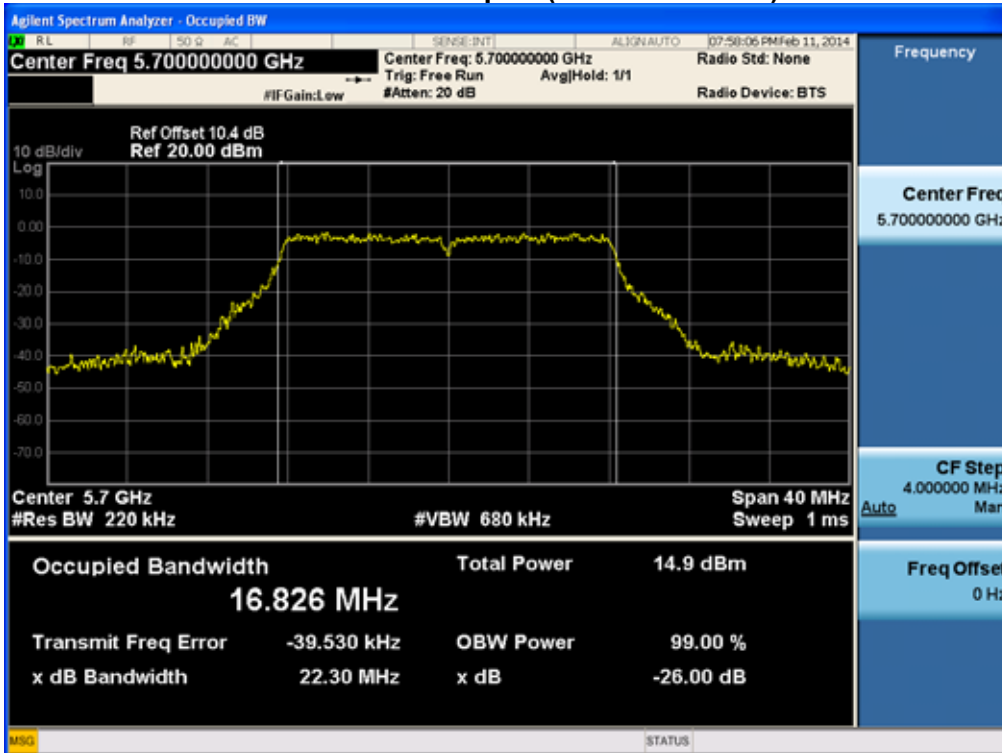


26 dB Bandwidth plot (802.11a-CH 64)



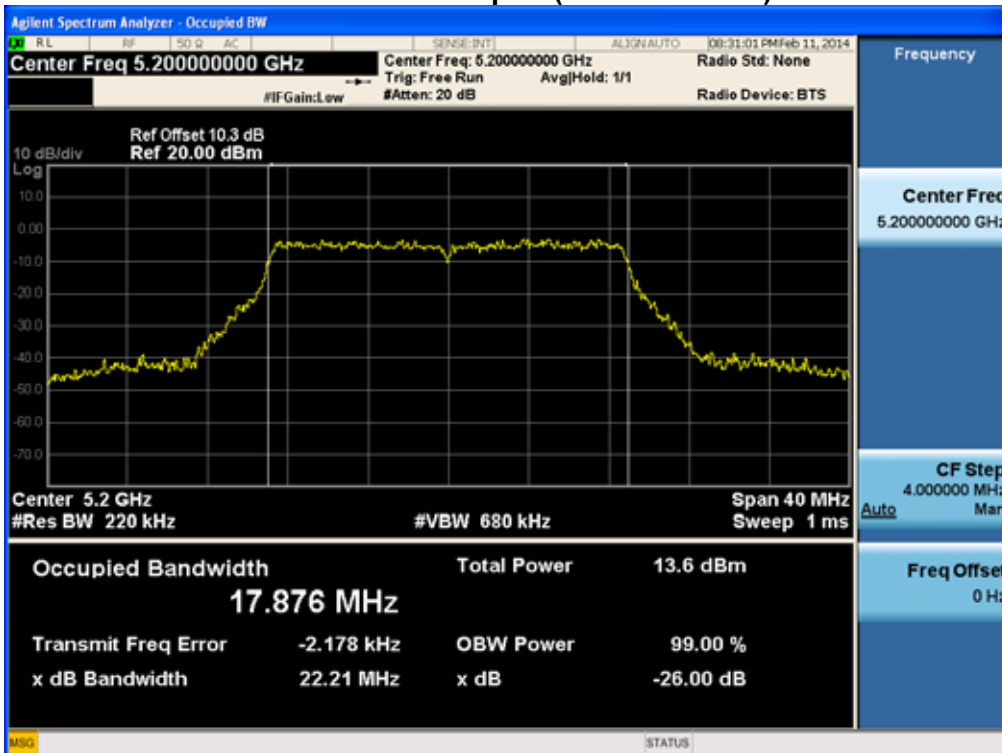
| | | | |
|---------------------------------|-------------------------------------|---------------------------|--|
| FCC PT.15.407 TEST REPORT | FCC CERTIFICATION REPORT | | www.hct.co.kr |
| Test Report No. HCTR1402F011 | Date of Issue: February 12, 2014 | EUT Type: Mobile Phone | FCC ID: A3LSMN7506V |

26 dB Bandwidth plot (802.11a-CH 140)



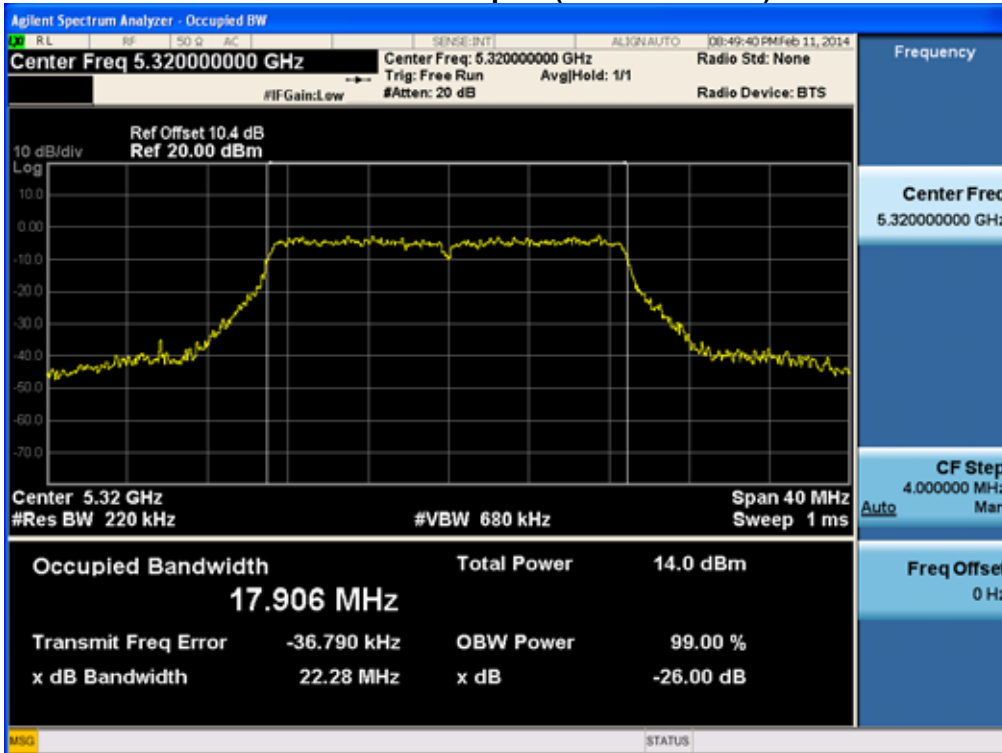
20 MHz BW

26 dB Bandwidth plot (802.11n-CH 40)

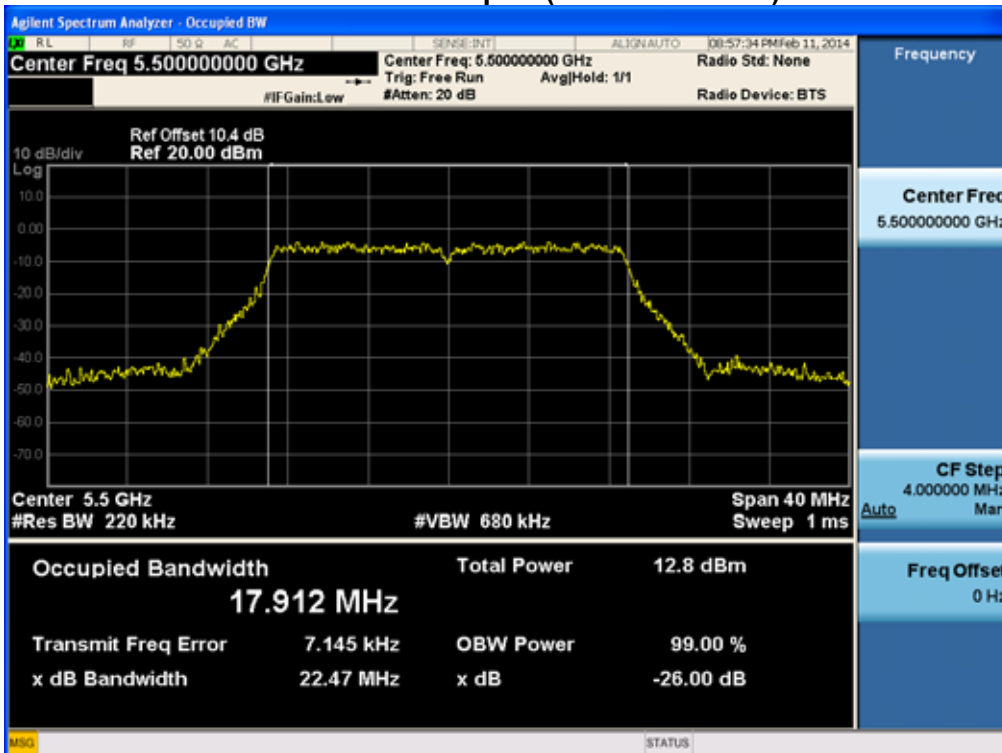


| | | | |
|---------------------------------|-------------------------------------|---------------------------|--|
| FCC PT.15.407 TEST REPORT | FCC CERTIFICATION REPORT | | www.hct.co.kr |
| Test Report No. HCTR1402F011 | Date of Issue: February 12, 2014 | EUT Type: Mobile Phone | FCC ID: A3LSMN7506V |

26 dB Bandwidth plot (802.11n-CH 64)

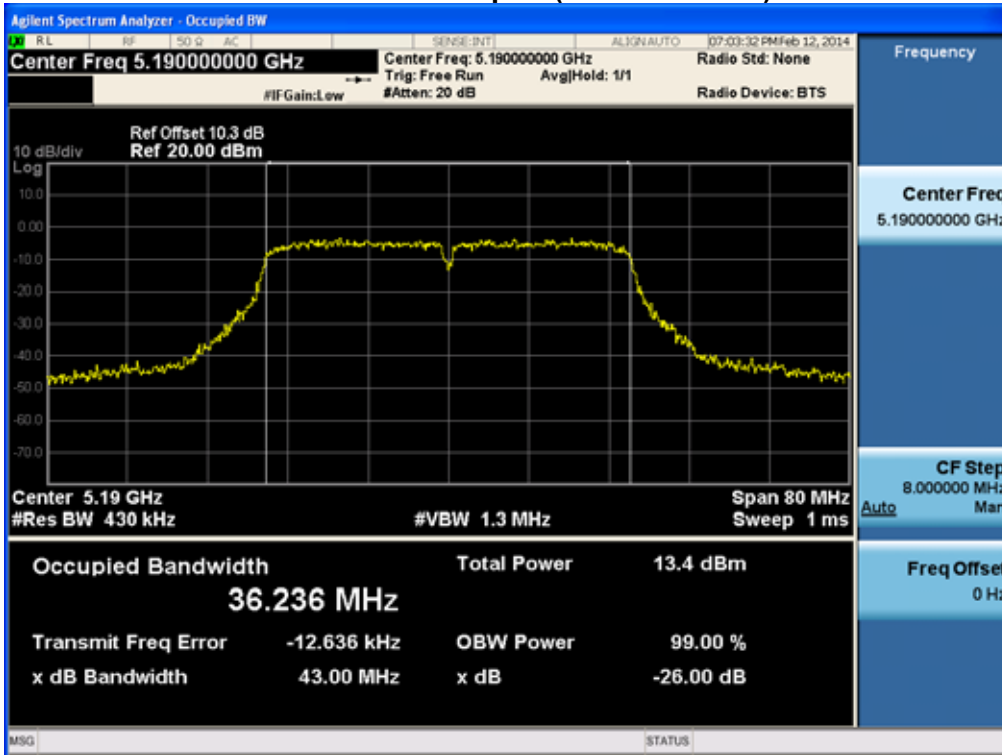


26 dB Bandwidth plot (802.11n-CH 100)

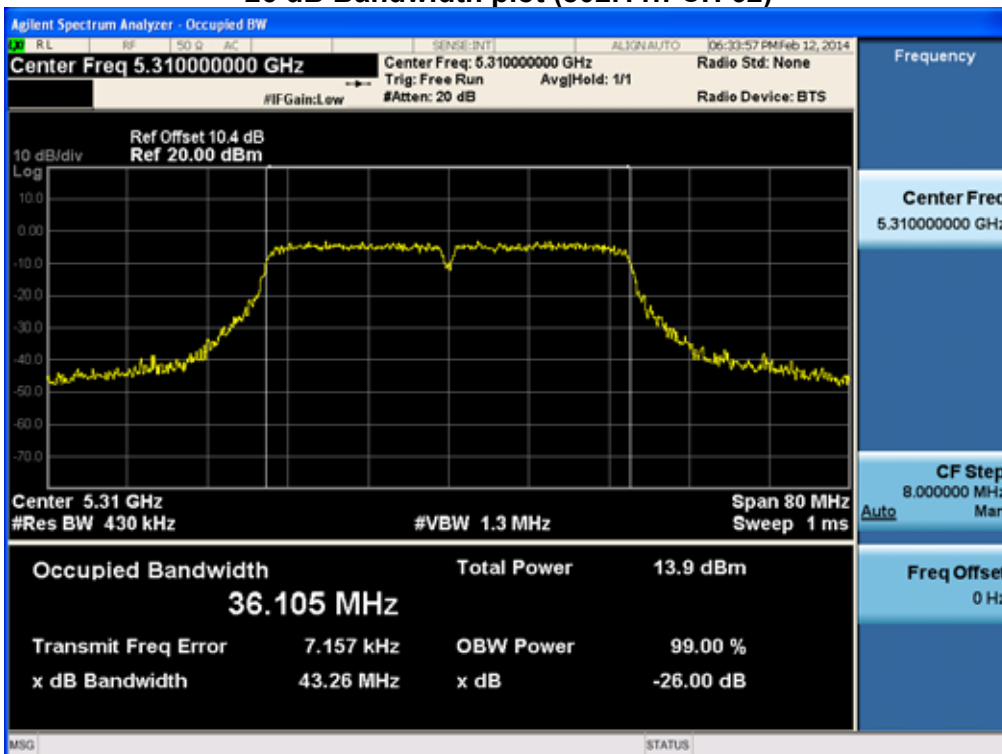


| | | | |
|---------------------------------|-------------------------------------|---------------------------|--|
| FCC PT.15.407 TEST REPORT | FCC CERTIFICATION REPORT | | www.hct.co.kr |
| Test Report No. HCTR1402F011 | Date of Issue: February 12, 2014 | EUT Type: Mobile Phone | FCC ID: A3LSMN7506V |

26 dB Bandwidth plot (802.11n-CH 38)

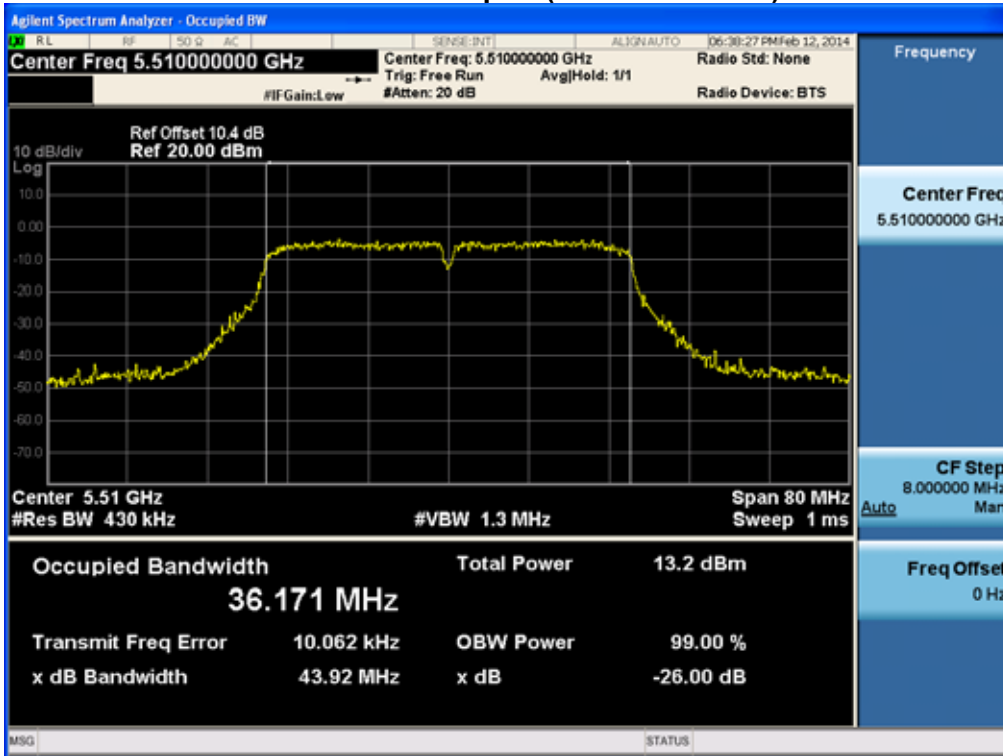


26 dB Bandwidth plot (802.11n-CH 62)



| | | | |
|------------------------------|----------------------------------|------------------------|--|
| FCC PT.15.407 TEST REPORT | FCC CERTIFICATION REPORT | | www.hct.co.kr |
| Test Report No. HCTR1402F011 | Date of Issue: February 12, 2014 | EUT Type: Mobile Phone | FCC ID: A3LSMN7506V |

26 dB Bandwidth plot (802.11n-CH 102)



| | | | |
|---------------------------------|-------------------------------------|---------------------------|--|
| FCC PT.15.407 TEST REPORT | FCC CERTIFICATION REPORT | | www.hct.co.kr |
| Test Report No. HCTR1402F011 | Date of Issue: February 12, 2014 | EUT Type: Mobile Phone | FCC ID: A3LSMN7506V |

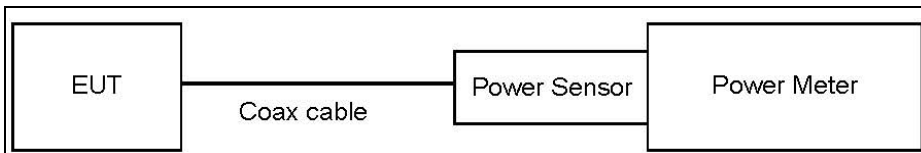
8.3 OUTPUT POWER MEASUREMENT

Test Requirements and limit, §15.247(b)(3)

A transmitter antenna terminal of EUT is connected to the input of a Spectrum Analyzer. Measurement is made while the EUT is operating in transmission mode at the appropriate frequencies. In the 5.15 – 5.25 GHz band, the maximum permissible conducted output power is the lesser of 50 mW ((16.99 dBm) and $4 \text{ dBm} + 10 \log_{10}(26 \text{ dB BW})$ frequencies. In the 5.25 – 5.35 GHz band, the maximum permissible conducted output power is the lesser of 250 mW (23.98 dBm) and $11 \text{ dBm} + 10 \log_{10}(26 \text{ dB BW})$ frequencies. In the 5.47 – 5.725 GHz band, the maximum permissible conducted output power is the lesser of 250 mW (23.98 dBm) and $11 \text{ dBm} + 10 \log_{10}(26 \text{ dB BW})$

- Limit : 802.11a_UNII-1 = 16.99 dBm
- 802.11n_UNII-1_20 MHz BW = 16.99 dBm
- 802.11n_UNII-1_40 MHz BW = 16.99 dBm
- 802.11a_UNII-2 = 23.98 dBm
- 802.11n_UNII-2_20 MHz BW = 23.98dBm
- 802.11n_UNII-2_40 MHz BW = 23.98 dBm
- 802.11a_UNII-2e = 23.98dBm
- 802.11n_UNII-2e_20 MHz BW = 23.98 dBm
- 802.11n_UNII-2e_40 MHz BW = 23.98 dBm

TEST CONFIGURATION(20 MHz BW)



TEST PROCEDURE(20 MHz BW)

We tested according to Method E)3)a) in KDB 789033(issued 04/08/2013).

- Average Power
 1. Measure the duty cycle.
 2. Measure the average power of the transmitter. This measurement is an average over both the on and off periods of the transmitter.
 3. Add $10 \log(1/x)$, where x is the duty cycle, to the measured power in order to compute the average power during the actual transmission times.

| | | | | |
|---------------------------------|-------------------------------------|---------------------------|------------------------|--|
| FCC PT.15.407 TEST REPORT | | FCC CERTIFICATION REPORT | | www.hct.co.kr |
| Test Report No. HCTR1402F011 | Date of Issue: February 12, 2014 | EUT Type: Mobile Phone | FCC ID: A3LSMN7506V | |

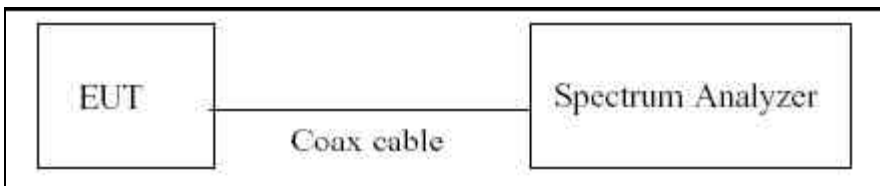
Note :

1. We apply to the offset in the 5.2 GHz, 5.3 GHz and 5.6 GHz range that was rounded off to the closest tenth dB. Actual value of loss for the attenuator and cable combination is below table.

| Band | Frequency(MHz) | Loss(dB) |
|---------|----------------|----------|
| UNII 1 | 5180 | 10.30 |
| | 5190 | 10.29 |
| | 5200 | 10.28 |
| | 5230 | 10.29 |
| | 5240 | 10.34 |
| UNII 2 | 5260 | 10.37 |
| | 5270 | 10.38 |
| | 5300 | 10.40 |
| | 5310 | 10.39 |
| | 5320 | 10.39 |
| UNII 2e | 5500 | 10.35 |
| | 5510 | 10.36 |
| | 5550 | 10.41 |
| | 5580 | 10.43 |
| | 5670 | 10.43 |

(Actual value of loss for the attenuator and cable combination)

TEST CONFIGURATION(40 MHz BW & 80 MHz BW)



TEST PROCEDURE(40 MHz BW)

The transmitter output is connected to the Spectrum Analyzer. We use the spectrum analyzer's integrated band power measurement function. We tested according to Method SA-2 in KDB 789033(issued 04/08/2013).

The Spectrum Analyzer is set to

- Average Power
 1. Measure the duty cycle.
 2. Set span to encompass the 26 dB EBW of the signal.
 3. RBW = 1 MHz.
 4. VBW ≥ 3 MHz.
 5. Number of points in sweep ≥ 2*span/RBW.

| | | | |
|---------------------------------|-------------------------------------|---------------------------|--|
| FCC PT.15.407 TEST REPORT | FCC CERTIFICATION REPORT | | www.hct.co.kr |
| Test Report No. HCTR1402F011 | Date of Issue: February 12, 2014 | EUT Type: Mobile Phone | FCC ID: A3LSMN7506V |



6. Sweep time = auto.
7. Detector = RMS.
8. Do not use sweep triggering. Allow the sweep to “free run”.
9. Trace average at least 100 traces in power averaging(RMS) mode
10. Integrated bandwidth = OBW
11. Add $10\log(1/x)$, where x is the duty cycle, to the measured power in order to compute the average power during the actual transmission times.

Sample Calculation

Output Power = Reading Value + ATT loss + Cable loss(1 ea) + Duty Cycle Factor

Output Power = 10 dBm + 10 dB + 0.8 dB + 0.21 dB = 21.01 dBm

Note :

1. Spectrum reading values are not plot data. The power results in plot is already including the actual values of loss for the attenuator and cable combination.
2. Spectrum offset = Attenuator loss + Cable loss
3. We apply to the offset in the 5.2 GHz, 5.3 GHz and 5.6 GHz range that was rounded off to the closest tenth dB. Actual value of loss for the attenuator and cable combination is below table.

| Band | Frequency(MHz) | Loss(dB) |
|---------|----------------|----------|
| UNII 1 | 5180 | 10.30 |
| | 5190 | 10.29 |
| | 5200 | 10.28 |
| | 5230 | 10.29 |
| | 5240 | 10.34 |
| UNII 2 | 5260 | 10.37 |
| | 5270 | 10.38 |
| | 5300 | 10.40 |
| | 5310 | 10.39 |
| | 5320 | 10.39 |
| UNII 2e | 5500 | 10.35 |
| | 5510 | 10.36 |
| | 5550 | 10.41 |
| | 5580 | 10.43 |
| | 5670 | 10.43 |

(Actual value of loss for the attenuator and cable combination)

| | | | | |
|---------------------------------|-------------------------------------|---------------------------|--|--|
| FCC PT.15.407 TEST REPORT | | FCC CERTIFICATION REPORT | | www.hct.co.kr |
| Test Report No. HCTR1402F011 | Date of Issue: February 12, 2014 | EUT Type: Mobile Phone | | FCC ID: A3LSMN7506V |



TEST RESULTS

20 MHz BW

Conducted Output Power Measurements (802.11a Mode: 5180~5240)

| 802.11a Mode | | Rate (Mbps) | Measured Power(dBm) | Duty Cycle Factor | Measured Power(dBm) + Duty Cycle Factor | Limit (dBm) |
|-----------------|-------------|-------------|---------------------|-------------------|---|-------------|
| Frequency [MHz] | Channel No. | | | | | |
| 5180 | 36 | 6 | 7.68 | 0.316 | 8.00 | 16.99 |
| | | 9 | 7.44 | 0.448 | 7.89 | 16.99 |
| | | 12 | 7.44 | 0.586 | 8.03 | 16.99 |
| | | 18 | 7.15 | 0.825 | 7.97 | 16.99 |
| | | 24 | 6.89 | 1.054 | 7.94 | 16.99 |
| | | 36 | 6.55 | 1.456 | 8.01 | 16.99 |
| | | 48 | 6.20 | 1.829 | 8.03 | 16.99 |
| | | 54 | 6.03 | 1.963 | 7.99 | 16.99 |
| 5200 | 40 | 6 | 7.19 | 0.316 | 7.51 | 16.99 |
| | | 9 | 7.06 | 0.448 | 7.51 | 16.99 |
| | | 12 | 6.96 | 0.586 | 7.54 | 16.99 |
| | | 18 | 6.67 | 0.825 | 7.50 | 16.99 |
| | | 24 | 6.43 | 1.054 | 7.49 | 16.99 |
| | | 36 | 6.12 | 1.456 | 7.58 | 16.99 |
| | | 48 | 5.79 | 1.829 | 7.61 | 16.99 |
| | | 54 | 5.64 | 1.963 | 7.60 | 16.99 |
| 5240 | 48 | 6 | 7.78 | 0.316 | 8.10 | 16.99 |
| | | 9 | 7.59 | 0.448 | 8.04 | 16.99 |
| | | 12 | 7.46 | 0.586 | 8.04 | 16.99 |
| | | 18 | 7.28 | 0.825 | 8.10 | 16.99 |
| | | 24 | 7.02 | 1.054 | 8.08 | 16.99 |
| | | 36 | 6.67 | 1.456 | 8.13 | 16.99 |
| | | 48 | 6.29 | 1.829 | 8.12 | 16.99 |
| | | 54 | 6.22 | 1.963 | 8.18 | 16.99 |

| | | | |
|---------------------------------|-------------------------------------|---------------------------|--|
| FCC PT.15.407 TEST REPORT | FCC CERTIFICATION REPORT | | www.hct.co.kr |
| Test Report No. HCTR1402F011 | Date of Issue: February 12, 2014 | EUT Type: Mobile Phone | FCC ID: A3LSMN7506V |

Conducted Output Power Measurements (802.11a Mode: 5260~5320)

| 802.11a Mode | | Rate (Mbps) | Measured Power(dBm) | Duty Cycle Factor | Measured Power(dBm) + Duty Cycle Factor | Limit (dBm) |
|-----------------|-------------|-------------|---------------------|-------------------|---|-------------|
| Frequency [MHz] | Channel No. | | | | | |
| 5260 | 52 | 6 | 7.97 | 0.316 | 8.28 | 23.98 |
| | | 9 | 7.83 | 0.448 | 8.28 | 23.98 |
| | | 12 | 7.67 | 0.586 | 8.26 | 23.98 |
| | | 18 | 7.40 | 0.825 | 8.23 | 23.98 |
| | | 24 | 7.22 | 1.054 | 8.27 | 23.98 |
| | | 36 | 6.71 | 1.456 | 8.17 | 23.98 |
| | | 48 | 6.50 | 1.829 | 8.33 | 23.98 |
| | | 54 | 6.41 | 1.963 | 8.38 | 23.98 |
| 5300 | 60 | 6 | 7.98 | 0.316 | 8.30 | 23.98 |
| | | 9 | 7.85 | 0.448 | 8.30 | 23.98 |
| | | 12 | 7.81 | 0.586 | 8.39 | 23.98 |
| | | 18 | 7.51 | 0.825 | 8.33 | 23.98 |
| | | 24 | 7.27 | 1.054 | 8.32 | 23.98 |
| | | 36 | 6.86 | 1.456 | 8.32 | 23.98 |
| | | 48 | 6.51 | 1.829 | 8.33 | 23.98 |
| | | 54 | 6.48 | 1.963 | 8.44 | 23.98 |
| 5320 | 64 | 6 | 7.55 | 0.316 | 7.86 | 23.98 |
| | | 9 | 7.41 | 0.448 | 7.85 | 23.98 |
| | | 12 | 7.33 | 0.586 | 7.91 | 23.98 |
| | | 18 | 7.05 | 0.825 | 7.88 | 23.98 |
| | | 24 | 6.81 | 1.054 | 7.87 | 23.98 |
| | | 36 | 6.48 | 1.456 | 7.93 | 23.98 |
| | | 48 | 6.12 | 1.829 | 7.94 | 23.98 |
| | | 54 | 5.98 | 1.963 | 7.94 | 23.98 |



Conducted Output Power Measurements (802.11a Mode: 5500~5700)

| 802.11a Mode | | Rate (Mbps) | Measured Power(dBm) | Duty Cycle Factor | Measured Power(dBm) + Duty Cycle Factor | Limit (dBm) |
|-----------------|-------------|-------------|---------------------|-------------------|---|-------------|
| Frequency [MHz] | Channel No. | | | | | |
| 5500 | 100 | 6 | 7.54 | 0.316 | 7.86 | 23.98 |
| | | 9 | 7.38 | 0.448 | 7.83 | 23.98 |
| | | 12 | 7.30 | 0.586 | 7.88 | 23.98 |
| | | 18 | 7.03 | 0.825 | 7.85 | 23.98 |
| | | 24 | 6.85 | 1.054 | 7.91 | 23.98 |
| | | 36 | 6.44 | 1.456 | 7.89 | 23.98 |
| | | 48 | 6.09 | 1.829 | 7.92 | 23.98 |
| | | 54 | 5.92 | 1.963 | 7.89 | 23.98 |
| 5580 | 116 | 6 | 7.57 | 0.316 | 7.88 | 23.98 |
| | | 9 | 7.35 | 0.448 | 7.80 | 23.98 |
| | | 12 | 7.21 | 0.586 | 7.80 | 23.98 |
| | | 18 | 7.04 | 0.825 | 7.87 | 23.98 |
| | | 24 | 6.73 | 1.054 | 7.78 | 23.98 |
| | | 36 | 6.46 | 1.456 | 7.92 | 23.98 |
| | | 48 | 6.13 | 1.829 | 7.96 | 23.98 |
| | | 54 | 5.85 | 1.963 | 7.81 | 23.98 |
| 5700 | 140 | 6 | 8.27 | 0.316 | 8.58 | 23.98 |
| | | 9 | 8.08 | 0.448 | 8.53 | 23.98 |
| | | 12 | 7.96 | 0.586 | 8.54 | 23.98 |
| | | 18 | 7.78 | 0.825 | 8.61 | 23.98 |
| | | 24 | 7.54 | 1.054 | 8.59 | 23.98 |
| | | 36 | 7.18 | 1.456 | 8.64 | 23.98 |
| | | 48 | 6.75 | 1.829 | 8.58 | 23.98 |
| | | 54 | 6.72 | 1.963 | 8.69 | 23.98 |

| | | | |
|---------------------------------|-------------------------------------|---------------------------|--|
| FCC PT.15.407 TEST REPORT | FCC CERTIFICATION REPORT | | www.hct.co.kr |
| Test Report No. HCTR1402F011 | Date of Issue: February 12, 2014 | EUT Type: Mobile Phone | FCC ID: A3LSMN7506V |



Conducted Output Power Measurements (802.11n Mode: 5180~5240)

| 802.11n Mode | | Rate (Mbps) | Measured Power(dBm) | Duty Cycle Factor | Measured Power(dBm) + Duty Cycle Factor | Limit (dBm) |
|-----------------|-------------|-------------|---------------------|-------------------|---|-------------|
| Frequency [MHz] | Channel No. | | | | | |
| 5180 | 36 | 6.5 | 7.29 | 0.330 | 7.62 | 16.99 |
| | | 13 | 7.10 | 0.610 | 7.71 | 16.99 |
| | | 19.5 | 6.80 | 0.879 | 7.68 | 16.99 |
| | | 26 | 6.56 | 1.114 | 7.67 | 16.99 |
| | | 39 | 6.06 | 1.545 | 7.60 | 16.99 |
| | | 52 | 5.78 | 1.878 | 7.66 | 16.99 |
| | | 58.5 | 5.70 | 2.022 | 7.72 | 16.99 |
| | | 65 | 5.57 | 2.161 | 7.73 | 16.99 |
| 5200 | 40 | 6.5 | 6.79 | 0.330 | 7.12 | 16.99 |
| | | 13 | 6.58 | 0.610 | 7.19 | 16.99 |
| | | 19.5 | 6.31 | 0.879 | 7.19 | 16.99 |
| | | 26 | 6.11 | 1.114 | 7.22 | 16.99 |
| | | 39 | 5.64 | 1.545 | 7.19 | 16.99 |
| | | 52 | 5.36 | 1.878 | 7.24 | 16.99 |
| | | 58.5 | 5.21 | 2.022 | 7.23 | 16.99 |
| | | 65 | 5.07 | 2.161 | 7.23 | 16.99 |
| 5240 | 48 | 6.5 | 6.90 | 0.330 | 7.23 | 16.99 |
| | | 13 | 6.67 | 0.610 | 7.28 | 16.99 |
| | | 19.5 | 6.42 | 0.879 | 7.30 | 16.99 |
| | | 26 | 6.14 | 1.114 | 7.26 | 16.99 |
| | | 39 | 5.76 | 1.545 | 7.30 | 16.99 |
| | | 52 | 5.43 | 1.878 | 7.31 | 16.99 |
| | | 58.5 | 5.31 | 2.022 | 7.33 | 16.99 |
| | | 65 | 5.13 | 2.161 | 7.29 | 16.99 |

| | | | |
|---------------------------------|-------------------------------------|---------------------------|--|
| FCC PT.15.407 TEST REPORT | FCC CERTIFICATION REPORT | | www.hct.co.kr |
| Test Report No. HCTR1402F011 | Date of Issue: February 12, 2014 | EUT Type: Mobile Phone | FCC ID: A3LSMN7506V |

Conducted Output Power Measurements (802.11n Mode: 5260~5320)

| 802.11n Mode | | Rate (Mbps) | Measured Power(dBm) | Duty Cycle Factor | Measured Power(dBm) + Duty Cycle Factor | Limit (dBm) |
|-----------------|-------------|-------------|---------------------|-------------------|---|-------------|
| Frequency [MHz] | Channel No. | | | | | |
| 5260 | 52 | 6.5 | 7.09 | 0.330 | 7.41 | 23.98 |
| | | 13 | 6.83 | 0.610 | 7.44 | 23.98 |
| | | 19.5 | 6.61 | 0.879 | 7.49 | 23.98 |
| | | 26 | 6.34 | 1.114 | 7.46 | 23.98 |
| | | 39 | 5.99 | 1.545 | 7.53 | 23.98 |
| | | 52 | 5.67 | 1.878 | 7.54 | 23.98 |
| | | 58.5 | 5.55 | 2.022 | 7.57 | 23.98 |
| | | 65 | 5.33 | 2.161 | 7.49 | 23.98 |
| 5300 | 60 | 6.5 | 7.66 | 0.330 | 7.99 | 23.98 |
| | | 13 | 7.45 | 0.610 | 8.06 | 23.98 |
| | | 19.5 | 7.18 | 0.879 | 8.05 | 23.98 |
| | | 26 | 6.97 | 1.114 | 8.08 | 23.98 |
| | | 39 | 6.60 | 1.545 | 8.15 | 23.98 |
| | | 52 | 6.17 | 1.878 | 8.05 | 23.98 |
| | | 58.5 | 6.15 | 2.022 | 8.17 | 23.98 |
| | | 65 | 5.92 | 2.161 | 8.08 | 23.98 |
| 5320 | 64 | 6.5 | 7.23 | 0.330 | 7.56 | 23.98 |
| | | 13 | 6.98 | 0.610 | 7.59 | 23.98 |
| | | 19.5 | 6.71 | 0.879 | 7.59 | 23.98 |
| | | 26 | 6.48 | 1.114 | 7.59 | 23.98 |
| | | 39 | 6.12 | 1.545 | 7.67 | 23.98 |
| | | 52 | 5.69 | 1.878 | 7.57 | 23.98 |
| | | 58.5 | 5.62 | 2.022 | 7.64 | 23.98 |
| | | 65 | 5.45 | 2.161 | 7.61 | 23.98 |

Conducted Output Power Measurements (802.11n Mode: 5500~5700)

| 802.11n Mode | | Rate (Mbps) | Measured Power(dBm) | Duty Cycle Factor | Measured Power(dBm) + Duty Cycle Factor | Limit (dBm) |
|-----------------|-------------|-------------|---------------------|-------------------|---|-------------|
| Frequency [MHz] | Channel No. | | | | | |
| 5500 | 100 | 6.5 | 5.95 | 0.330 | 6.28 | 23.98 |
| | | 13 | 5.79 | 0.610 | 6.40 | 23.98 |
| | | 19.5 | 5.51 | 0.879 | 6.39 | 23.98 |
| | | 26 | 5.24 | 1.114 | 6.36 | 23.98 |
| | | 39 | 4.88 | 1.545 | 6.43 | 23.98 |
| | | 52 | 4.46 | 1.878 | 6.34 | 23.98 |
| | | 58.5 | 4.39 | 2.022 | 6.41 | 23.98 |
| | | 65 | 4.20 | 2.161 | 6.36 | 23.98 |
| 5580 | 116 | 6.5 | 6.50 | 0.330 | 6.83 | 23.98 |
| | | 13 | 6.22 | 0.610 | 6.83 | 23.98 |
| | | 19.5 | 5.99 | 0.879 | 6.87 | 23.98 |
| | | 26 | 5.74 | 1.114 | 6.85 | 23.98 |
| | | 39 | 5.32 | 1.545 | 6.87 | 23.98 |
| | | 52 | 5.00 | 1.878 | 6.88 | 23.98 |
| | | 58.5 | 4.92 | 2.022 | 6.94 | 23.98 |
| | | 65 | 4.75 | 2.161 | 6.91 | 23.98 |
| 5700 | 140 | 6.5 | 7.22 | 0.330 | 7.55 | 23.98 |
| | | 13 | 7.03 | 0.610 | 7.63 | 23.98 |
| | | 19.5 | 6.80 | 0.879 | 7.68 | 23.98 |
| | | 26 | 6.54 | 1.114 | 7.66 | 23.98 |
| | | 39 | 6.08 | 1.545 | 7.62 | 23.98 |
| | | 52 | 5.83 | 1.878 | 7.71 | 23.98 |
| | | 58.5 | 5.69 | 2.022 | 7.71 | 23.98 |
| | | 65 | 5.52 | 2.161 | 7.68 | 23.98 |



40 MHz BW

Conducted Output Power Measurements (802.11n Mode: 5190~5230)

| 802.11n Mode | | Rate (Mbps) | Measured Power(dBm) | Duty Cycle Factor | Measured Power(dBm) + Duty Cycle Factor | Limit (dBm) |
|-----------------|-------------|-------------|---------------------|-------------------|---|-------------|
| Frequency [MHz] | Channel No. | | | | | |
| 5190 | 38 | 13.5 | 6.48 | 0.636 | 7.11 | 16.99 |
| | | 27 | 6.02 | 1.170 | 7.19 | 16.99 |
| | | 40.5 | 5.57 | 1.598 | 7.17 | 16.99 |
| | | 54 | 5.25 | 1.928 | 7.18 | 16.99 |
| | | 81 | 4.65 | 2.541 | 7.19 | 16.99 |
| | | 108 | 4.29 | 2.947 | 7.24 | 16.99 |
| | | 121.5 | 4.05 | 3.195 | 7.25 | 16.99 |
| | | 135 | 3.95 | 3.297 | 7.24 | 16.99 |
| 5230 | 46 | 13.5 | 6.56 | 0.636 | 7.19 | 16.99 |
| | | 27 | 6.11 | 1.170 | 7.28 | 16.99 |
| | | 40.5 | 5.64 | 1.598 | 7.23 | 16.99 |
| | | 54 | 5.28 | 1.928 | 7.21 | 16.99 |
| | | 81 | 4.79 | 2.541 | 7.33 | 16.99 |
| | | 108 | 4.33 | 2.947 | 7.28 | 16.99 |
| | | 121.5 | 4.14 | 3.195 | 7.33 | 16.99 |
| | | 135 | 4.07 | 3.297 | 7.36 | 16.99 |

| | | | |
|---------------------------------|-------------------------------------|---------------------------|--|
| FCC PT.15.407 TEST REPORT | FCC CERTIFICATION REPORT | | www.hct.co.kr |
| Test Report No. HCTR1402F011 | Date of Issue: February 12, 2014 | EUT Type: Mobile Phone | FCC ID: A3LSMN7506V |

Conducted Output Power Measurements (802.11n Mode: 5270~5310)

| 802.11n Mode | | Rate (Mbps) | Measured Power(dBm) | Duty Cycle Factor | Measured Power(dBm) + Duty Cycle Factor | Limit (dBm) |
|-----------------|-------------|-------------|---------------------|-------------------|---|-------------|
| Frequency [MHz] | Channel No. | | | | | |
| 5270 | 54 | 13.5 | 6.75 | 0.636 | 7.39 | 23.98 |
| | | 27 | 6.28 | 1.170 | 7.45 | 23.98 |
| | | 40.5 | 5.85 | 1.598 | 7.45 | 23.98 |
| | | 54 | 5.52 | 1.928 | 7.44 | 23.98 |
| | | 81 | 4.94 | 2.541 | 7.49 | 23.98 |
| | | 108 | 4.56 | 2.947 | 7.51 | 23.98 |
| | | 121.5 | 4.34 | 3.195 | 7.53 | 23.98 |
| | | 135 | 4.12 | 3.297 | 7.41 | 23.98 |
| 5310 | 62 | 13.5 | 6.78 | 0.636 | 7.41 | 23.98 |
| | | 27 | 6.34 | 1.170 | 7.51 | 23.98 |
| | | 40.5 | 5.95 | 1.598 | 7.55 | 23.98 |
| | | 54 | 5.65 | 1.928 | 7.58 | 23.98 |
| | | 81 | 4.99 | 2.541 | 7.53 | 23.98 |
| | | 108 | 4.60 | 2.947 | 7.55 | 23.98 |
| | | 121.5 | 4.32 | 3.195 | 7.51 | 23.98 |
| | | 135 | 4.20 | 3.297 | 7.50 | 23.98 |

Conducted Output Power Measurements (802.11n Mode: 5510~5670)

| 802.11n Mode | | Rate (Mbps) | Measured Power(dBm) | Duty Cycle Factor | Measured Power(dBm) + Duty Cycle Factor | Limit (dBm) |
|-----------------|-------------|-------------|---------------------|-------------------|---|-------------|
| Frequency [MHz] | Channel No. | | | | | |
| 5510 | 102 | 13.5 | 6.16 | 0.636 | 6.80 | 23.98 |
| | | 27 | 5.71 | 1.170 | 6.88 | 23.98 |
| | | 40.5 | 5.35 | 1.598 | 6.95 | 23.98 |
| | | 54 | 4.90 | 1.928 | 6.83 | 23.98 |
| | | 81 | 4.32 | 2.541 | 6.86 | 23.98 |
| | | 108 | 3.94 | 2.947 | 6.89 | 23.98 |
| | | 121.5 | 3.67 | 3.195 | 6.87 | 23.98 |
| | | 135 | 3.53 | 3.297 | 6.83 | 23.98 |
| 5550 | 110 | 13.5 | 6.72 | 0.636 | 7.36 | 23.98 |
| | | 27 | 6.27 | 1.170 | 7.44 | 23.98 |
| | | 40.5 | 5.81 | 1.598 | 7.41 | 23.98 |
| | | 54 | 5.50 | 1.928 | 7.43 | 23.98 |
| | | 81 | 4.96 | 2.541 | 7.50 | 23.98 |
| | | 108 | 4.50 | 2.947 | 7.45 | 23.98 |
| | | 121.5 | 4.32 | 3.195 | 7.52 | 23.98 |
| | | 135 | 4.15 | 3.297 | 7.44 | 23.98 |
| 5670 | 134 | 13.5 | 6.88 | 0.636 | 7.51 | 23.98 |
| | | 27 | 6.41 | 1.170 | 7.58 | 23.98 |
| | | 40.5 | 5.98 | 1.598 | 7.57 | 23.98 |
| | | 54 | 5.61 | 1.928 | 7.54 | 23.98 |
| | | 81 | 5.07 | 2.541 | 7.61 | 23.98 |
| | | 108 | 4.61 | 2.947 | 7.55 | 23.98 |
| | | 121.5 | 4.50 | 3.195 | 7.70 | 23.98 |
| | | 135 | 4.33 | 3.297 | 7.63 | 23.98 |

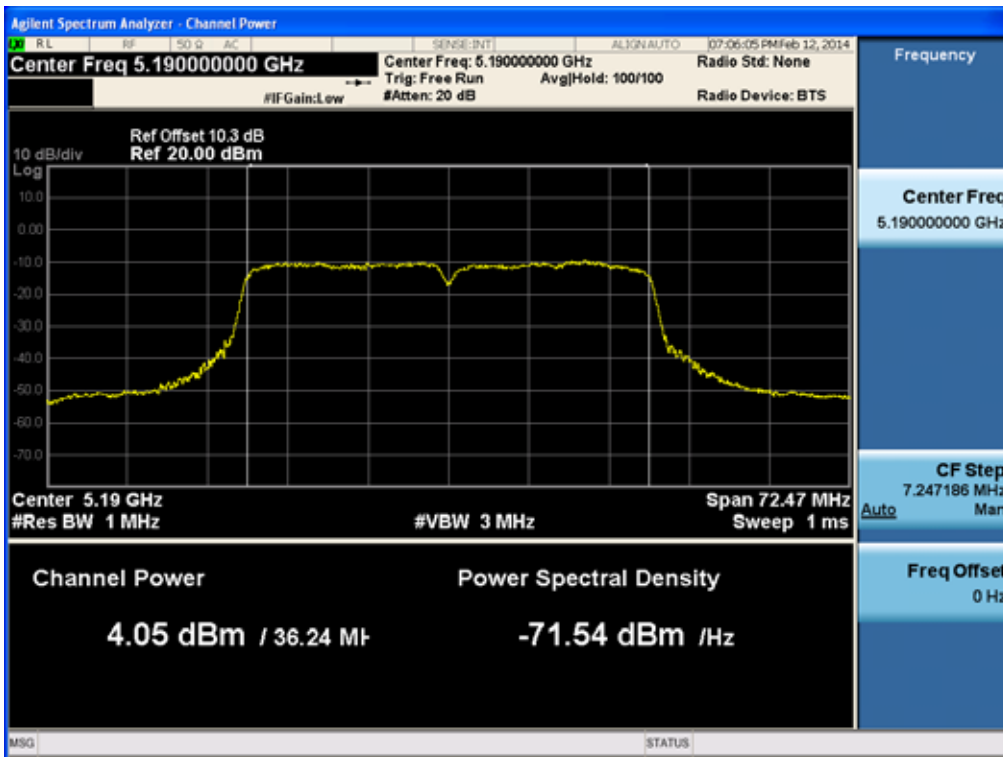
Note : In order to simplify the report, attached plots were only the highest conducted power channel.



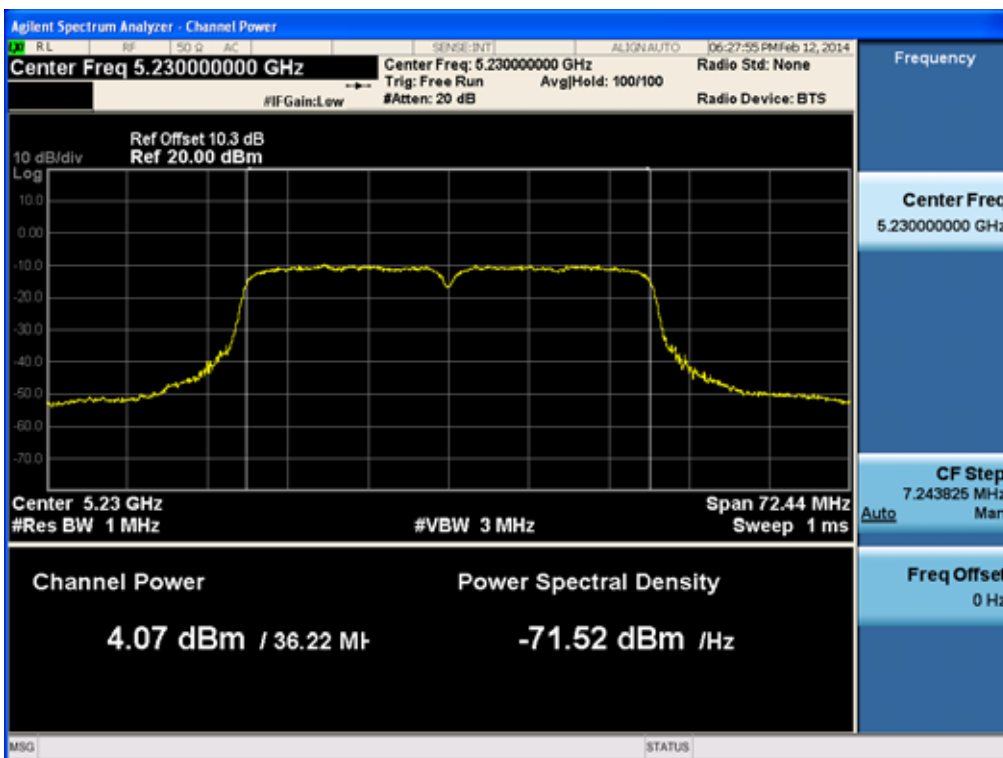
RESULT PLOTS 40 MHz BW

(5190 MHz ~5230 MHz)

Conducted Output Power (802.11n-CH 38) 121.5 Mbps



Conducted Output Power (802.11n-CH 46) 135 Mbps

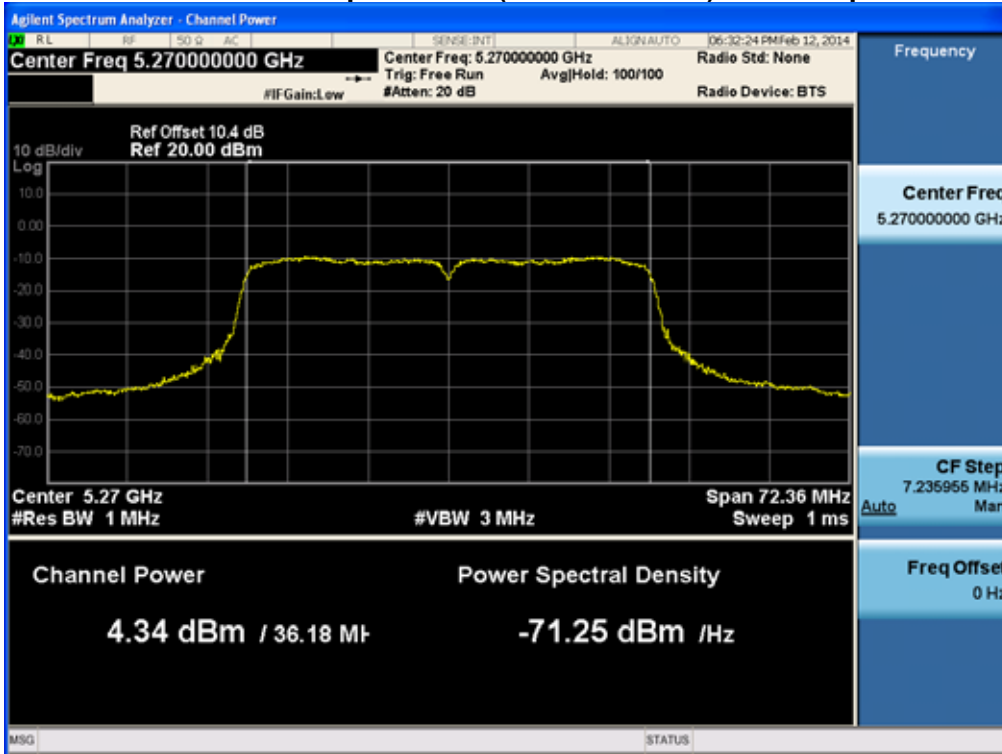


| | | | |
|---------------------------------|-------------------------------------|---------------------------|--|
| FCC PT.15.407 TEST REPORT | FCC CERTIFICATION REPORT | | www.hct.co.kr |
| Test Report No. HCTR1402F011 | Date of Issue: February 12, 2014 | EUT Type: Mobile Phone | FCC ID: A3LSMN7506V |

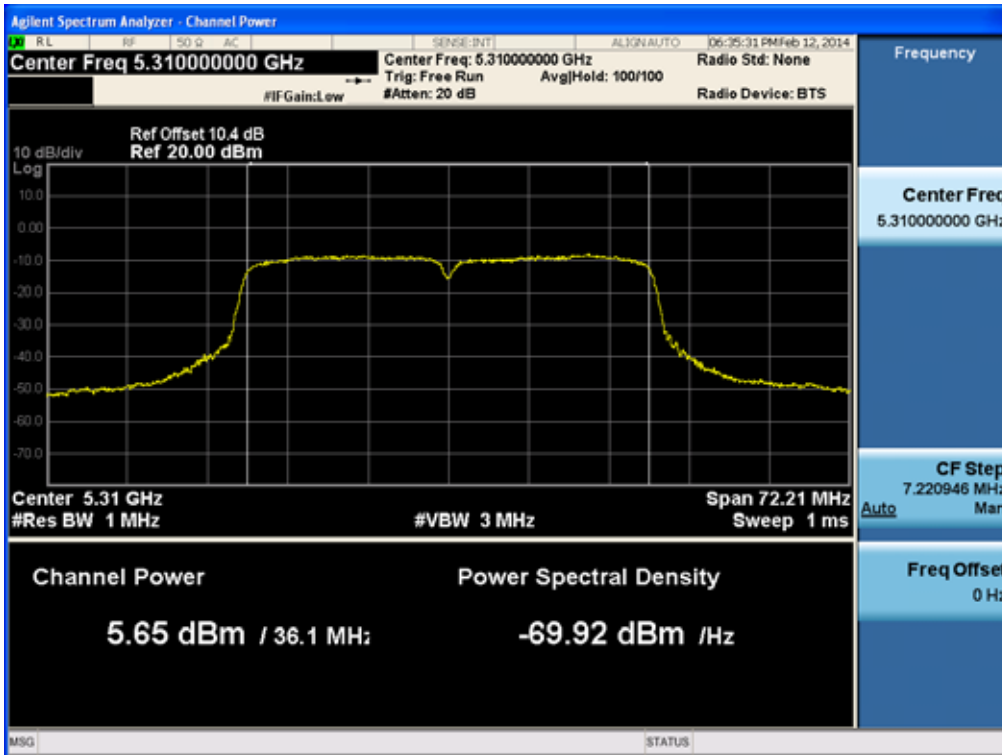


(5270 MHz ~5310 MHz)

Conducted Output Power (802.11n-CH 54) 121.5 Mbps



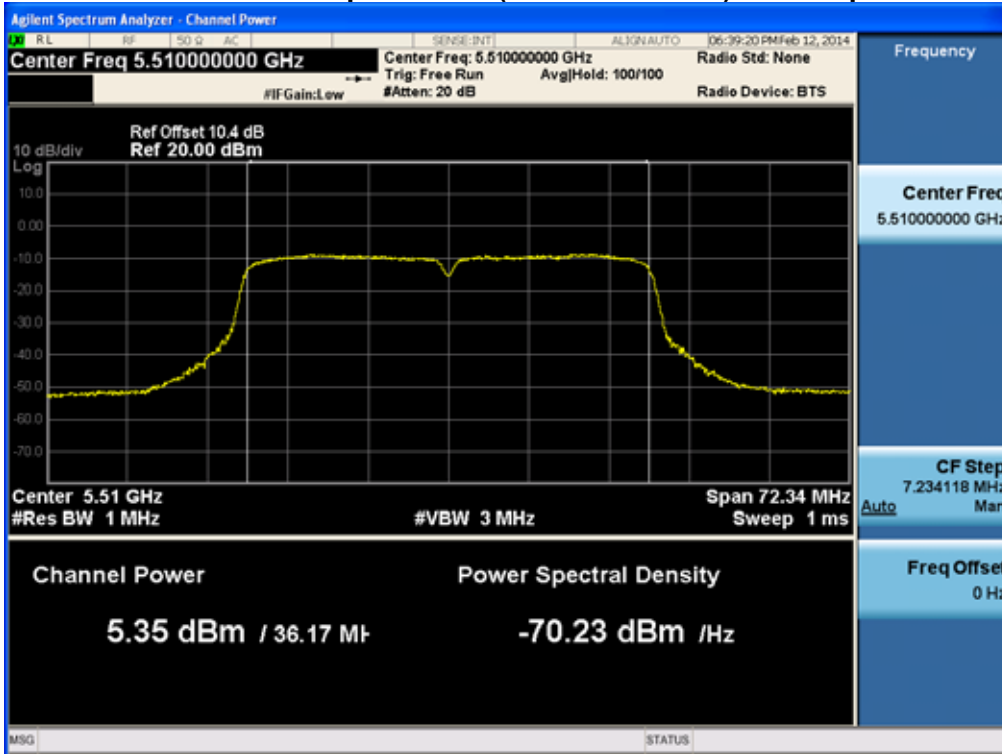
Conducted Output Power (802.11n-CH 62) 54 Mbps



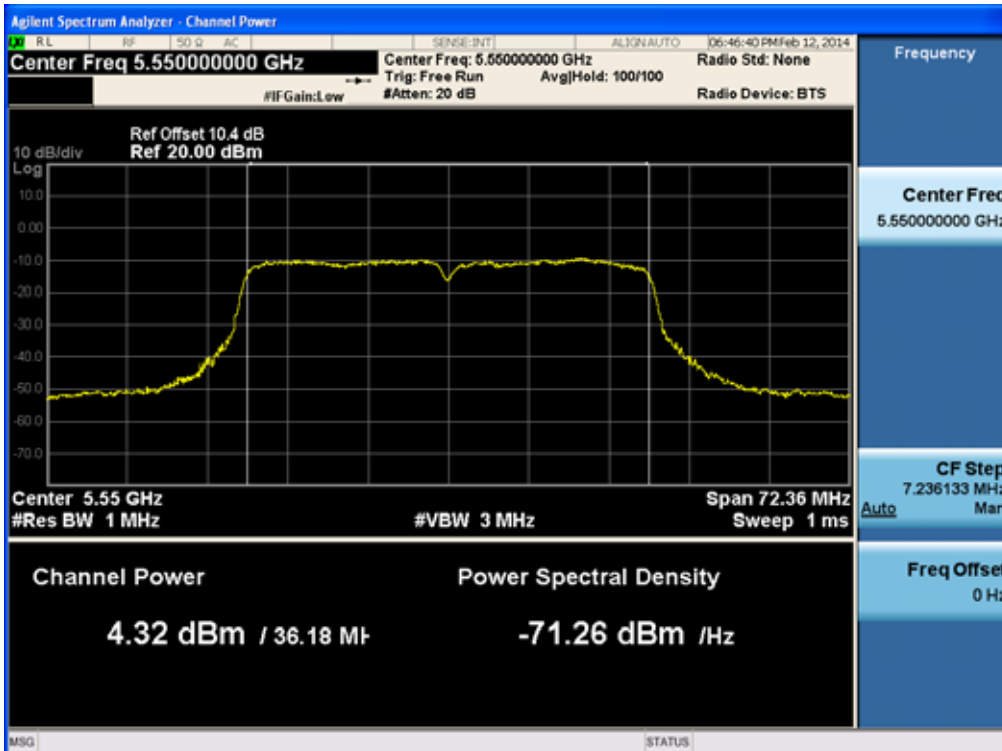
| | | | |
|---------------------------------|-------------------------------------|---------------------------|--|
| FCC PT.15.407 TEST REPORT | FCC CERTIFICATION REPORT | | www.hct.co.kr |
| Test Report No. HCTR1402F011 | Date of Issue: February 12, 2014 | EUT Type: Mobile Phone | FCC ID: A3LSMN7506V |

(5510 MHz ~5670 MHz)

Conducted Output Power (802.11n-CH 102) 40.5 Mbps

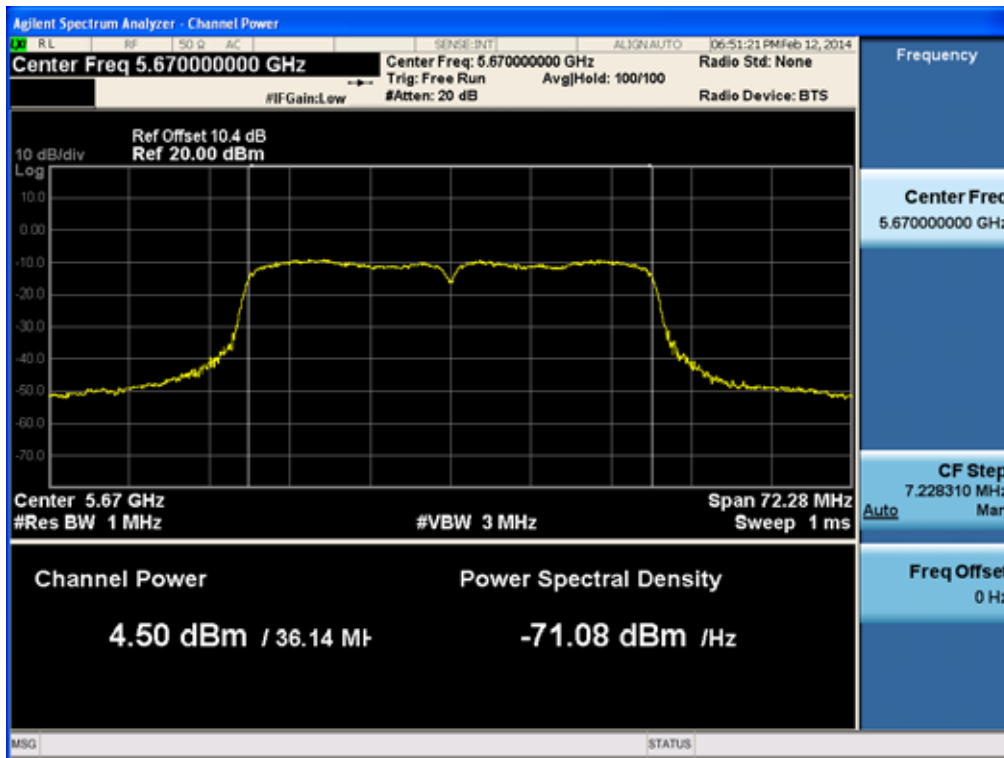


Conducted Output Power (802.11n-CH 110) 121.5 Mbps



| | | | |
|---------------------------------|-------------------------------------|---------------------------|--|
| FCC PT.15.407 TEST REPORT | FCC CERTIFICATION REPORT | | www.hct.co.kr |
| Test Report No. HCTR1402F011 | Date of Issue: February 12, 2014 | EUT Type: Mobile Phone | FCC ID: A3LSMN7506V |

Conducted Output Power (802.11n-CH 134) 121.5 Mbps

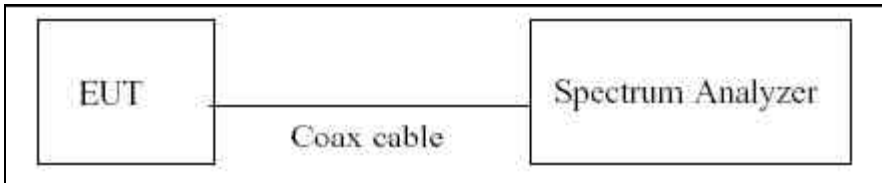


| | | | | |
|---------------------------------|-------------------------------------|---------------------------|------------------------|--|
| FCC PT.15.407 TEST REPORT | | FCC CERTIFICATION REPORT | | www.hct.co.kr |
| Test Report No. HCTR1402F011 | Date of Issue: February 12, 2014 | EUT Type: Mobile Phone | FCC ID: A3LSMN7506V | |

8.4 POWER SPECTRAL DENSITY

The peak power density is measured with a spectrum analyzer connected to the antenna terminal while the EUT is operating in transmission mode at the appropriate frequencies. The maximum permissible peak power spectral density is 4 dBm/ MHz in the 5.15 GHz – 5.25 GHz band and 11 dBm/ MHz in the 5.25 GHz – 5.35 GHz and 5.47 GHz – 5.725 GHz bands

TEST CONFIGURATION



TEST PROCEDURE

We tested according to Method in KDB 789033(issued 04/08/2013).

The spectrum analyzer is set to :

1. Set span to encompass the entire emission bandwidth(EBW) of the signal.
2. RBW = 1 MHz.
3. VBW ≥ 3 MHz.
4. Number of points in sweep ≥ 2*span/RBW.
5. Sweep time = auto.
6. Detector = RMS(i.e., power averaging), if available. Otherwise, use sample detector mode.
7. Do not use sweep triggering. Allow the sweep to “free run”.
8. Trace average at least 100 traces in power averaging(RMS) mode
9. Use the peak search function on the spectrum analyzer to find the peak of the spectrum.
10. If Method SA-2 was used, add $10 \log(1/x)$, where x is the duty cycle, to the peak of the spectrum.

Sample Calculation

PSD = Reading Value + ATT loss + Cable loss(1 ea) + Duty Cycle Factor

Output Power = -5 dBm + 10 dB + 0.8 dB + 0.21 dB = 16.01 dBm

Note :

1. Spectrum reading values are not plot data. The PSD results in plot is already including the actual values of loss for the attenuator and cable combination.
2. Spectrum offset = Attenuator loss + Cable loss
3. We apply to the offset in the 5.2 GHz, 5.3 GHz and 5.6 GHz range that was rounded off to the closest tenth dB. Actual value of loss for the attenuator and cable combination is below table.

| | | | | |
|---------------------------------|-------------------------------------|---------------------------|------------------------|--|
| FCC PT.15.407 TEST REPORT | | FCC CERTIFICATION REPORT | | www.hct.co.kr |
| Test Report No. HCTR1402F011 | Date of Issue: February 12, 2014 | EUT Type: Mobile Phone | FCC ID: A3LSMN7506V | |

| Band | Frequency(MHz) | Loss(dB) |
|---------|----------------|----------|
| UNII 1 | 5180 | 10.30 |
| | 5190 | 10.29 |
| | 5200 | 10.28 |
| | 5230 | 10.29 |
| | 5240 | 10.34 |
| UNII 2 | 5260 | 10.37 |
| | 5270 | 10.38 |
| | 5300 | 10.40 |
| | 5310 | 10.39 |
| | 5320 | 10.39 |
| UNII 2e | 5500 | 10.35 |
| | 5510 | 10.36 |
| | 5550 | 10.41 |
| | 5580 | 10.43 |
| | 5670 | 10.43 |
| | 5700 | 10.30 |

(Actual value of loss for the attenuator and cable combination)



TEST RESULTS

Conducted Power Density Measurements

| Frequency (MHz) | Channel No. | Mode | Test Result | | | | |
|-----------------|-------------|---------|------------------------------|------------------------|---|-------------|-----------|
| | | | Measured Power Density (dBm) | Duty Cycle Factor (dB) | Measured Power Density(dBm) + Duty Cycle Factor | Limit (dBm) | Pass/Fail |
| 5180 | 36 | 802.11a | -4.574 | 1.829 | -2.745 | 4 | Pass |
| 5200 | 40 | | -5.114 | 1.829 | -3.285 | 4 | Pass |
| 5240 | 48 | | -4.178 | 1.963 | -2.215 | 4 | Pass |
| 5260 | 52 | | -4.551 | 1.963 | -2.588 | 11 | Pass |
| 5300 | 60 | | -4.045 | 1.963 | -2.082 | 11 | Pass |
| 5320 | 64 | | -4.782 | 1.829 | -2.953 | 11 | Pass |
| 5500 | 100 | | -4.798 | 1.829 | -2.969 | 11 | Pass |
| 5580 | 116 | | -4.685 | 1.829 | -2.856 | 11 | Pass |
| 5700 | 140 | | -3.917 | 1.963 | -1.954 | 11 | Pass |

Conducted Power Density Measurements

| Frequency (MHz) | Channel No. | Mode | Test Result | | | | |
|-----------------|-------------|------------------------|------------------------------|------------------------|---|-------------|-----------|
| | | | Measured Power Density (dBm) | Duty Cycle Factor (dB) | Measured Power Density(dBm) + Duty Cycle Factor | Limit (dBm) | Pass/Fail |
| 5180 | 36 | 802.11n 20MHz BW | -5.255 | 2.161 | -3.094 | 4 | Pass |
| 5200 | 40 | | -5.324 | 1.878 | -3.446 | 4 | Pass |
| 5240 | 48 | | -5.423 | 2.022 | -3.401 | 4 | Pass |
| 5260 | 52 | | -5.121 | 2.022 | -3.099 | 11 | Pass |
| 5300 | 60 | | -4.749 | 2.022 | -2.727 | 11 | Pass |
| 5320 | 64 | | -5.000 | 1.545 | -3.455 | 11 | Pass |
| 5500 | 100 | | -6.136 | 1.545 | -4.591 | 11 | Pass |
| 5580 | 116 | | -5.381 | 2.022 | -3.359 | 11 | Pass |
| 5700 | 140 | | -5.182 | 2.022 | -3.160 | 11 | Pass |

| | | | |
|---------------------------------|-------------------------------------|---------------------------|--|
| FCC PT.15.407 TEST REPORT | FCC CERTIFICATION REPORT | | www.hct.co.kr |
| Test Report No. HCTR1402F011 | Date of Issue: February 12, 2014 | EUT Type: Mobile Phone | FCC ID: A3LSMN7506V |

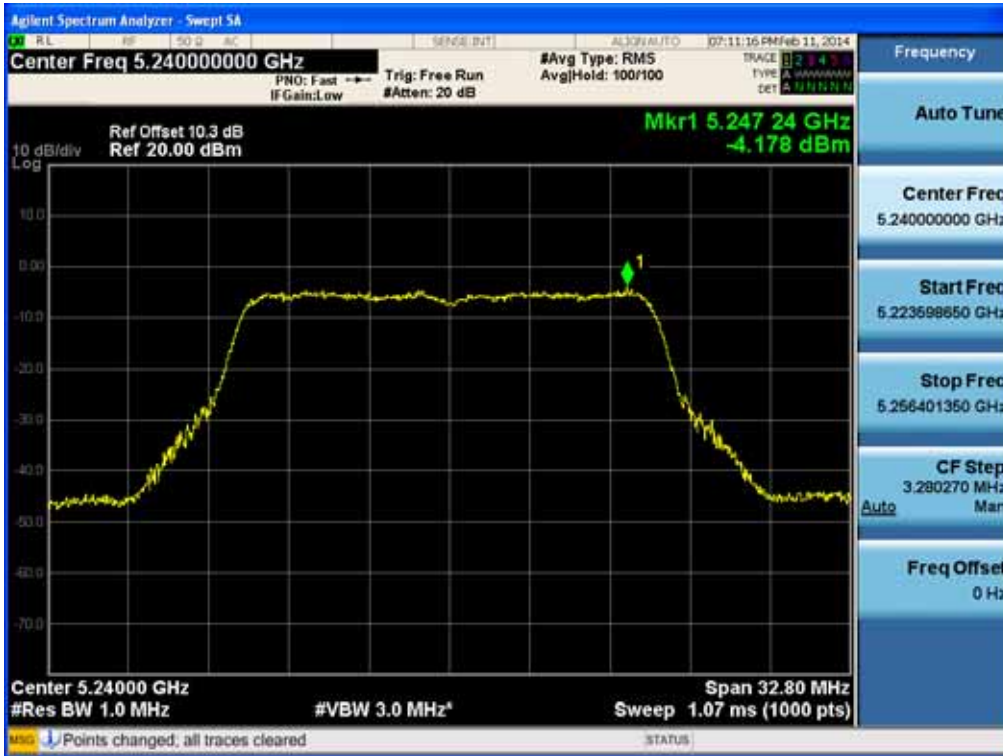
Conducted Power Density Measurements

| Frequency (MHz) | Channel No. | Mode | Test Result | | | | |
|-----------------|-------------|---------------------|------------------------------|------------------------|---|-------------|-----------|
| | | | Measured Power Density (dBm) | Duty Cycle Factor (dB) | Measured Power Density(dBm) + Duty Cycle Factor | Limit (dBm) | Pass/Fail |
| 5190 | 38 | 802.11n 40MHz BW | -9.844 | 3.195 | -6.649 | 4 | Pass |
| 5230 | 46 | | -9.706 | 3.297 | -6.409 | 4 | Pass |
| 5270 | 54 | | -9.192 | 3.195 | -5.997 | 11 | Pass |
| 5310 | 62 | | -8.444 | 1.928 | -6.516 | 11 | Pass |
| 5510 | 102 | | -8.633 | 1.598 | -7.035 | 11 | Pass |
| 5550 | 110 | | -9.273 | 3.195 | -6.078 | 11 | Pass |
| 5670 | 134 | | -9.550 | 3.195 | -6.355 | 11 | Pass |

Note : In order to simplify the report, attached plots were only the highest PSD channel.

RESULT PLOTS
20 MHz BW

Power Spectral Density (802.11a-CH 48)

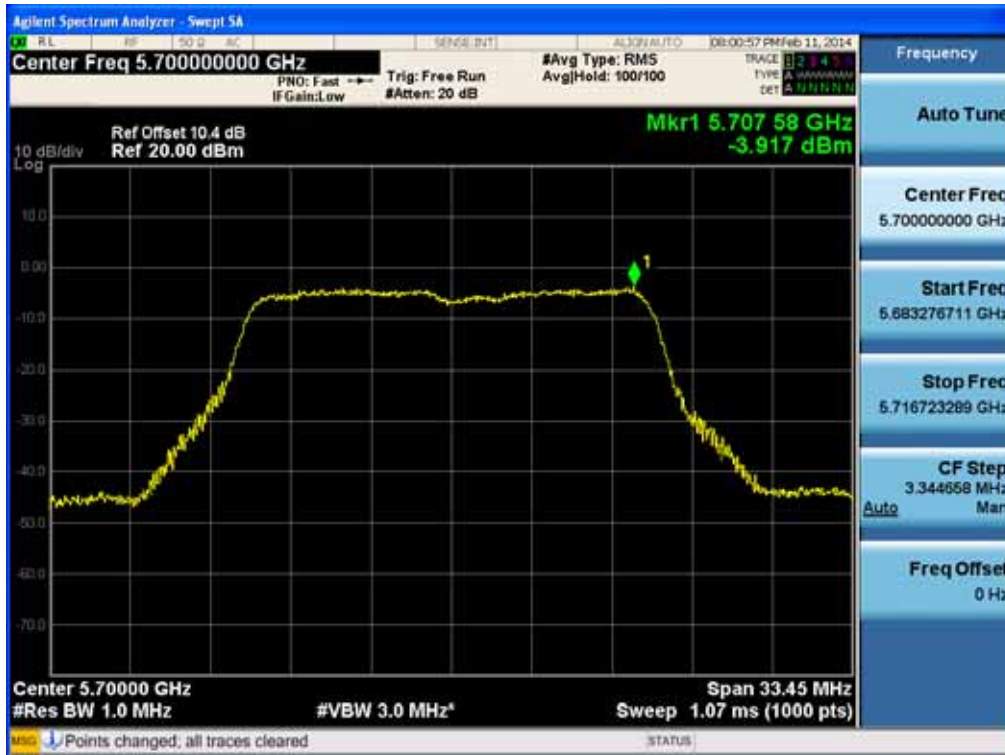


Power Spectral Density (802.11a-CH 60)

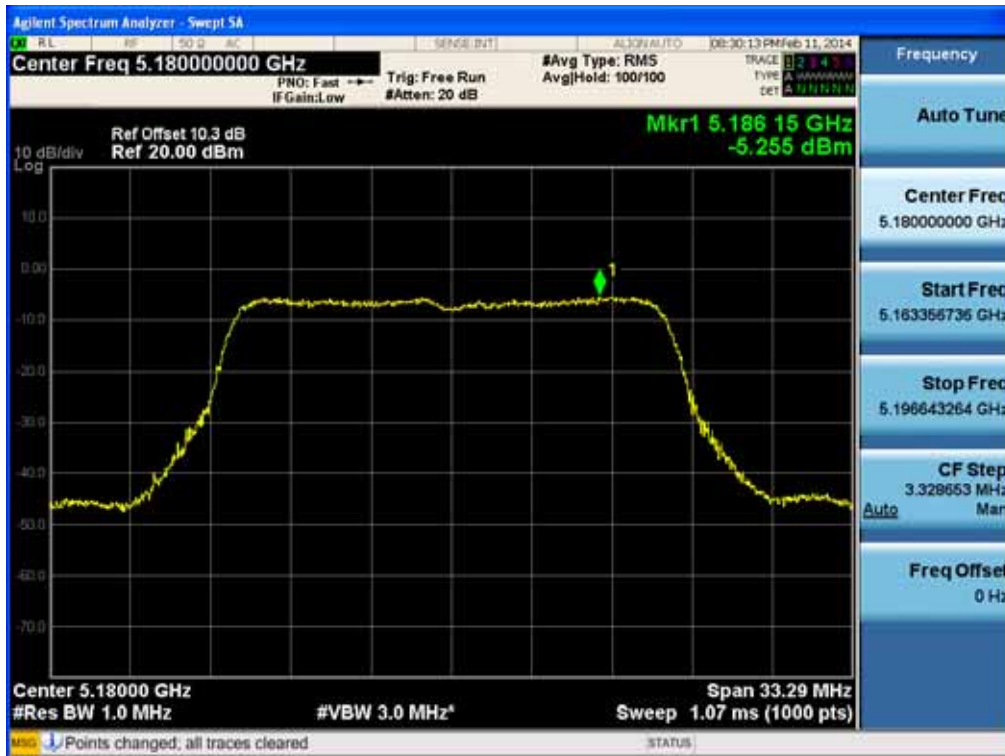


| | | | |
|---------------------------------|-------------------------------------|---------------------------|--|
| FCC PT.15.407 TEST REPORT | FCC CERTIFICATION REPORT | | www.hct.co.kr |
| Test Report No. HCTR1402F011 | Date of Issue: February 12, 2014 | EUT Type: Mobile Phone | FCC ID: A3LSMN7506V |

Power Spectral Density (802.11a-CH 140)



Power Spectral Density (802.11n-CH 36)

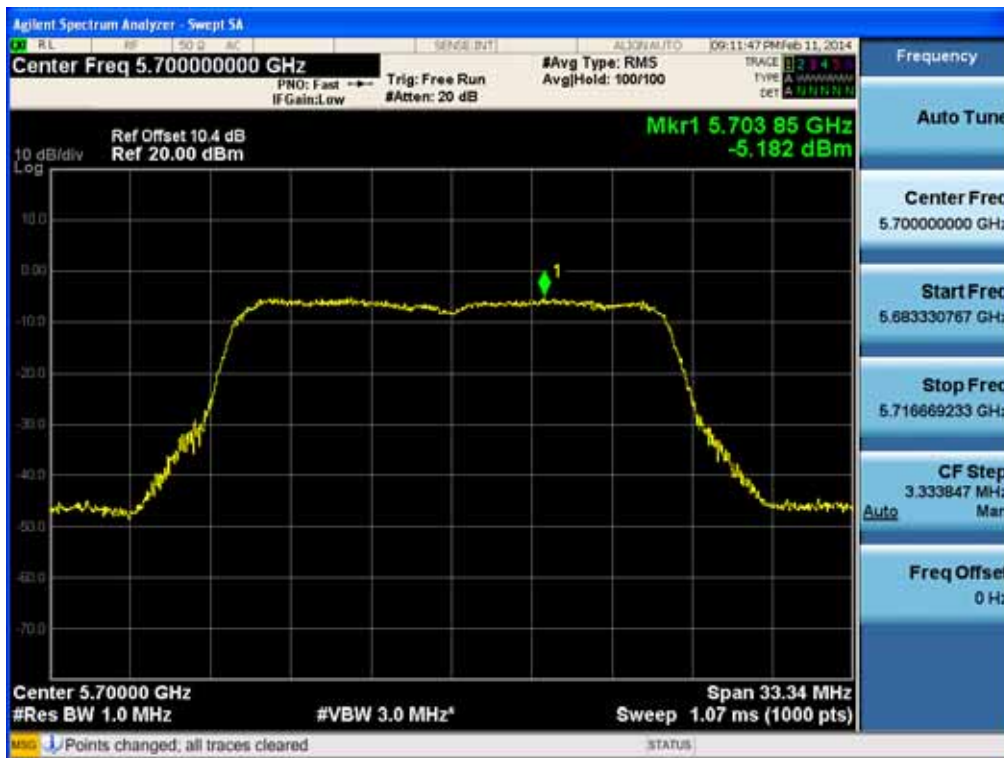


| | | | |
|---------------------------------|-------------------------------------|---------------------------|--|
| FCC PT.15.407 TEST REPORT | FCC CERTIFICATION REPORT | | www.hct.co.kr |
| Test Report No. HCTR1402F011 | Date of Issue: February 12, 2014 | EUT Type: Mobile Phone | FCC ID: A3LSMN7506V |

Power Spectral Density (802.11n-CH 60)

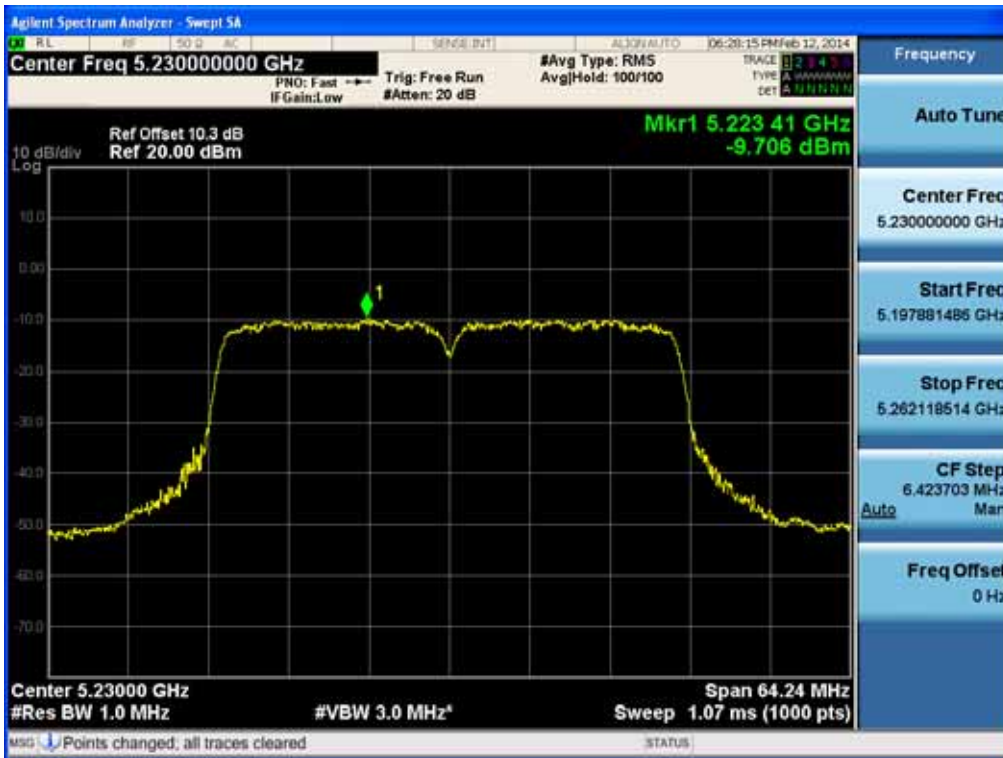


Power Spectral Density (802.11n-CH 140)

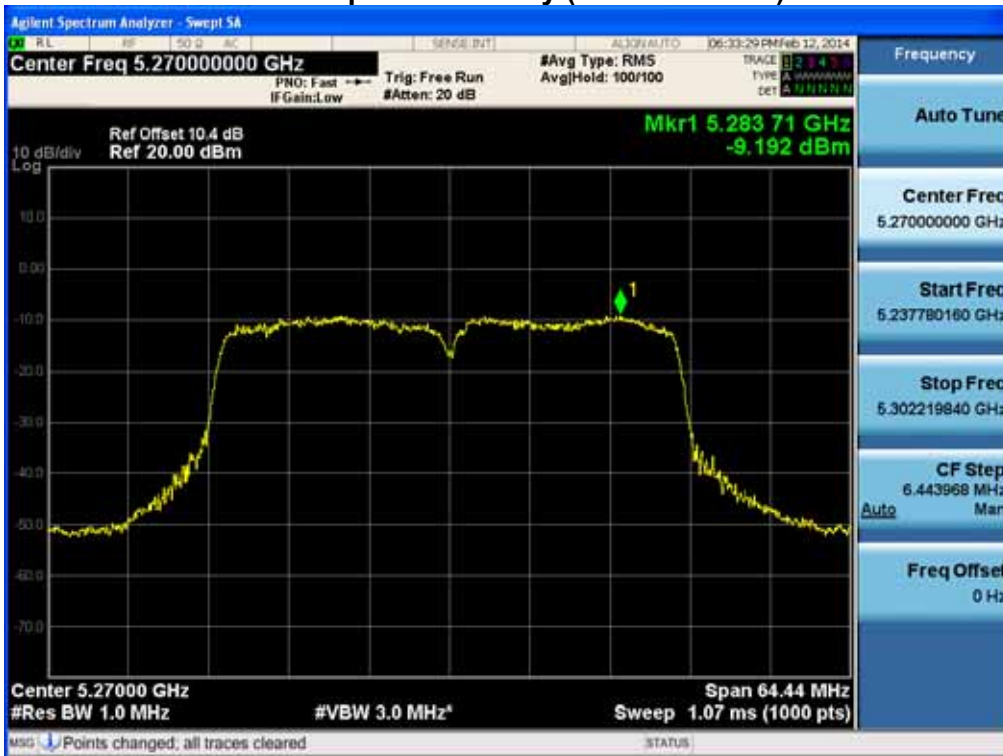


| | | | |
|---------------------------------|-------------------------------------|---------------------------|--|
| FCC PT.15.407 TEST REPORT | FCC CERTIFICATION REPORT | | www.hct.co.kr |
| Test Report No. HCTR1402F011 | Date of Issue: February 12, 2014 | EUT Type: Mobile Phone | FCC ID: A3LSMN7506V |

Power Spectral Density (802.11n-CH 46)

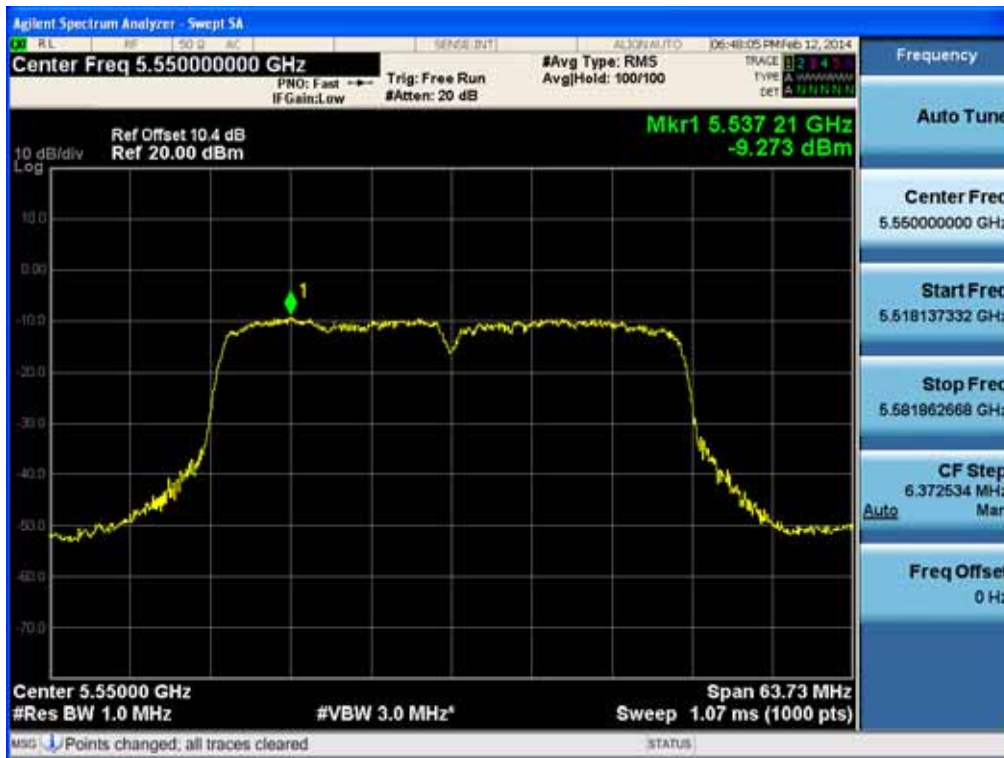


Power Spectral Density (802.11n-CH 54)



| | | | |
|---------------------------------|-------------------------------------|---------------------------|--|
| FCC PT.15.407 TEST REPORT | FCC CERTIFICATION REPORT | | www.hct.co.kr |
| Test Report No. HCTR1402F011 | Date of Issue: February 12, 2014 | EUT Type: Mobile Phone | FCC ID: A3LSMN7506V |

Power Spectral Density (802.11n-CH 110)




| | | | |
|---------------------------------|-------------------------------------|---------------------------|--|
| FCC PT.15.407 TEST REPORT | FCC CERTIFICATION REPORT | | www.hct.co.kr |
| Test Report No. HCTR1402F011 | Date of Issue: February 12, 2014 | EUT Type: Mobile Phone | FCC ID: A3LSMN7506V |

8.5 PEAK EXCURSION RATIO

The spectrum analyzer was connected to the antenna terminal while the EUT was operating in the continuous transmission mode at the appropriate center frequencies. The largest permissible difference between the modulation envelope(measured using a peak hold function) and the maximum conducted output power 13 dB/MHz.

TEST CONFIGURATION



TEST PROCEDURE

We tested according to KDB 789033(issued 04/08/2013).

The spectrum analyzer is set to :

1. Span = Set the span to view the entire emission bandwidth.
2. RBW = 1 MHz
3. VBW \geq 3 MHz
4. Detector Mode = Peak
5. Trace Mode = Max hold
6. Allow the sweeps to continue until the trace stabilizes.
7. Use the peak search function to find the peak of the spectrum.
8. Use the procedure to measure the PPSD
9. Compute the ratio of the maximum of the peak-max-hold spectrum to the PPSD.

Note :

1. The PSD results in plot is already including the actual values of loss for the attenuator and cable combination.
2. Spectrum offset = Attenuator loss + Cable loss
3. We apply to the offset in the 5.2 GHz, 5.3 GHz and 5.6 GHz range that was rounded off to the closest tenth dB. Actual value of loss for the attenuator and cable combination is below table.

| | | | | |
|---------------------------------|-------------------------------------|---------------------------|------------------------|--|
| FCC PT.15.407 TEST REPORT | | FCC CERTIFICATION REPORT | | www.hct.co.kr |
| Test Report No. HCTR1402F011 | Date of Issue: February 12, 2014 | EUT Type: Mobile Phone | FCC ID: A3LSMN7506V | |

| Band | Frequency(MHz) | Loss(dB) |
|---------|----------------|----------|
| UNII 1 | 5180 | 10.30 |
| | 5190 | 10.29 |
| | 5200 | 10.28 |
| | 5230 | 10.29 |
| | 5240 | 10.34 |
| UNII 2 | 5260 | 10.37 |
| | 5270 | 10.38 |
| | 5300 | 10.40 |
| | 5310 | 10.39 |
| | 5320 | 10.39 |
| UNII 2e | 5500 | 10.35 |
| | 5510 | 10.36 |
| | 5550 | 10.41 |
| | 5580 | 10.43 |
| | 5670 | 10.43 |
| | 5700 | 10.30 |

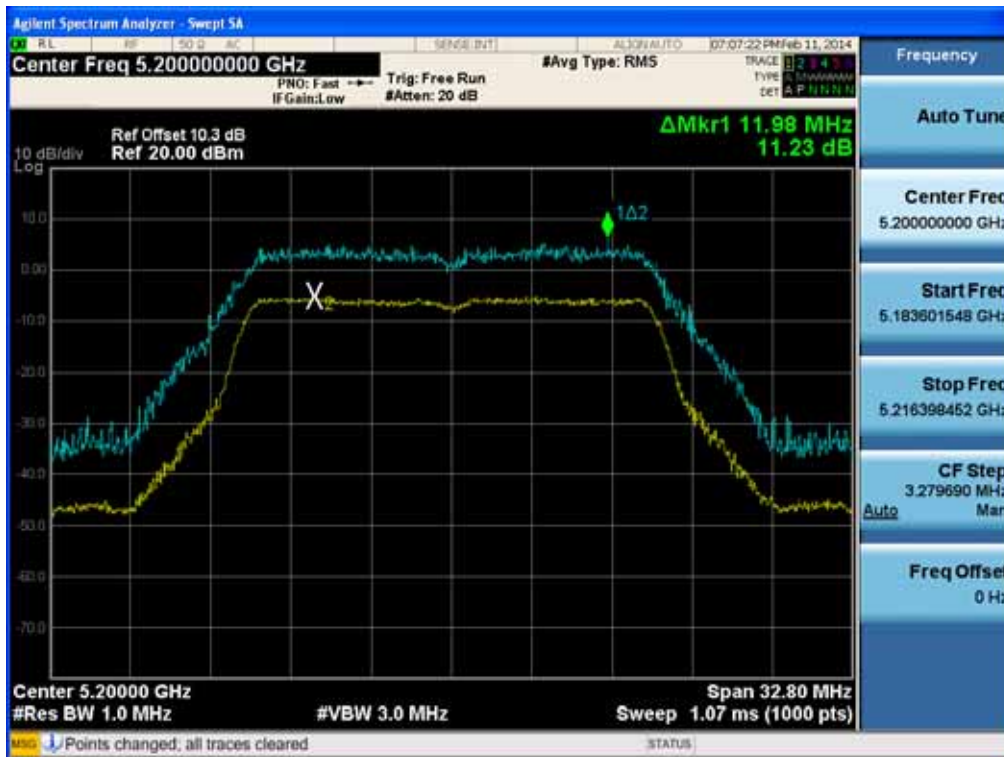
(Actual value of loss for the attenuator and cable combination)

RESULT PLOTS

Peak Excursion Ratio (802.11a-CH 36)

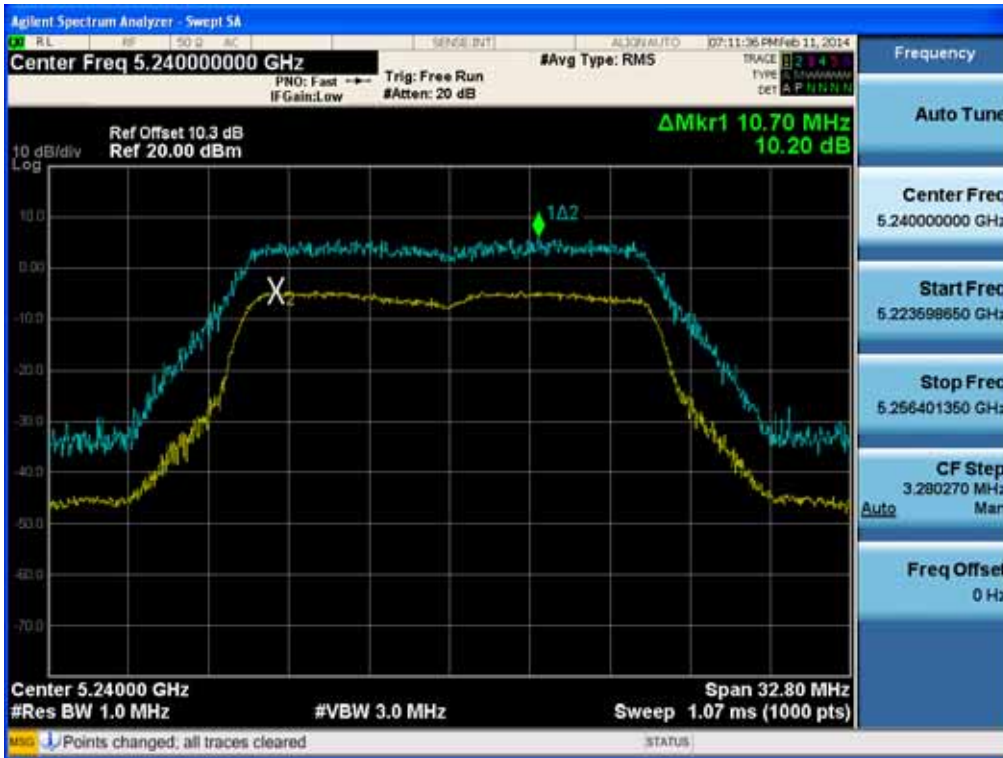


Peak Excursion Ratio (802.11a-CH 40)

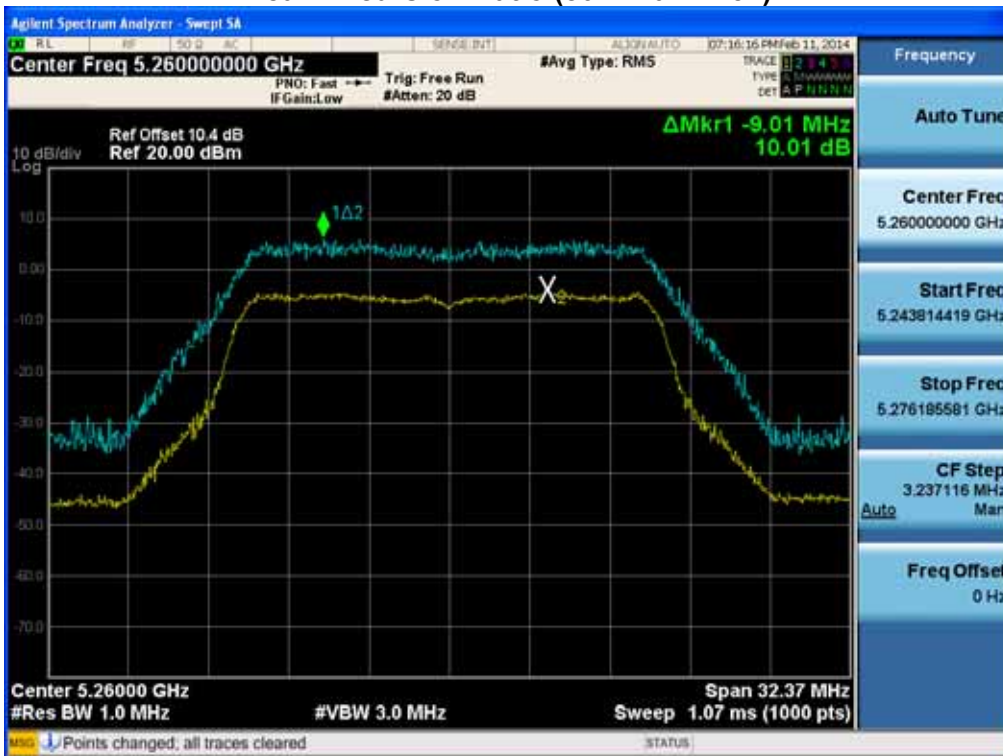


| | | | |
|---------------------------------|-------------------------------------|---------------------------|--|
| FCC PT.15.407 TEST REPORT | FCC CERTIFICATION REPORT | | www.hct.co.kr |
| Test Report No. HCTR1402F011 | Date of Issue: February 12, 2014 | EUT Type: Mobile Phone | FCC ID: A3LSMN7506V |

Peak Excursion Ratio (802.11a-CH 48)



Peak Excursion Ratio (802.11a-CH 52)

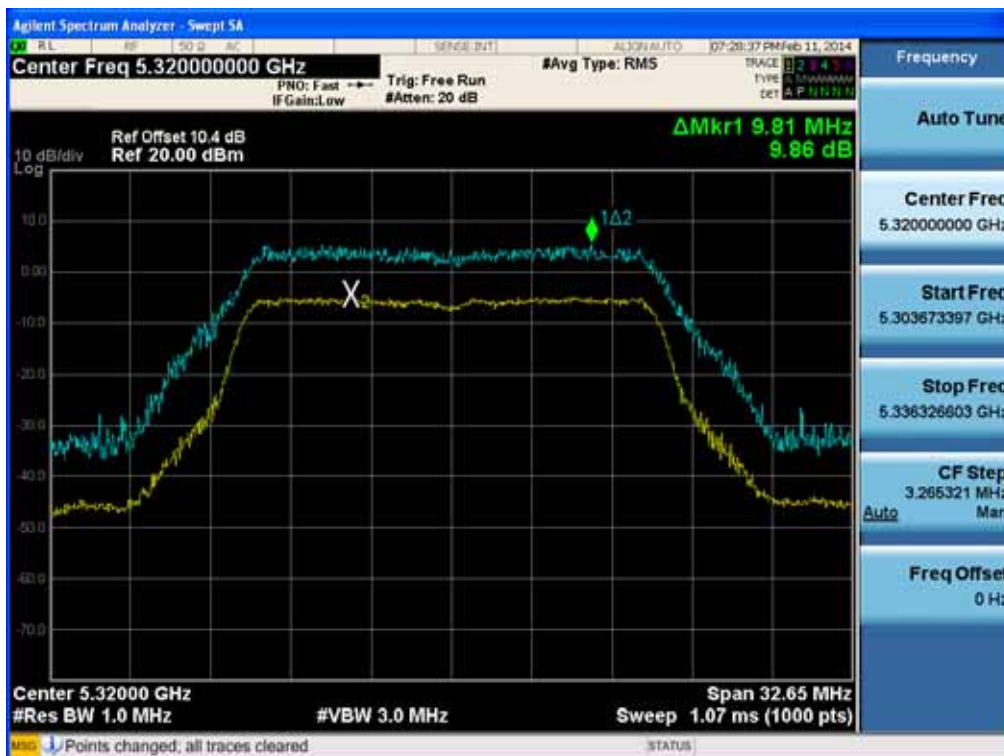


| | | | |
|---------------------------------|-------------------------------------|---------------------------|--|
| FCC PT.15.407 TEST REPORT | FCC CERTIFICATION REPORT | | www.hct.co.kr |
| Test Report No. HCTR1402F011 | Date of Issue: February 12, 2014 | EUT Type: Mobile Phone | FCC ID: A3LSMN7506V |

Peak Excursion Ratio (802.11a-CH 60)



Peak Excursion Ratio (802.11a-CH 64)

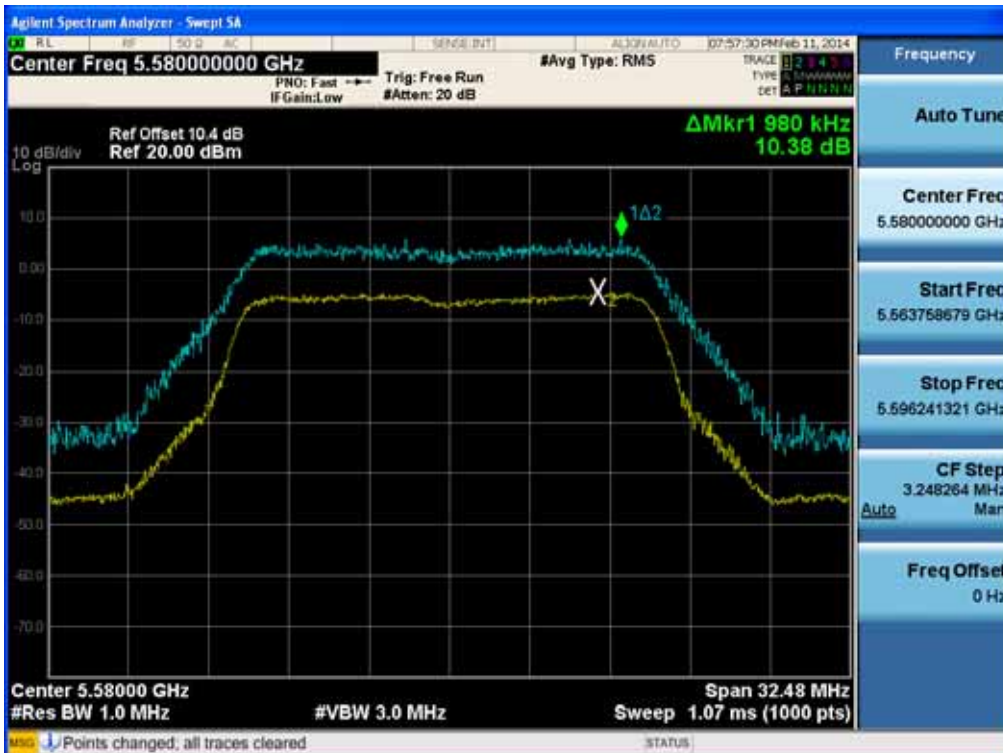


| | | | |
|------------------------------|----------------------------------|------------------------|--|
| FCC PT.15.407 TEST REPORT | FCC CERTIFICATION REPORT | | www.hct.co.kr |
| Test Report No. HCTR1402F011 | Date of Issue: February 12, 2014 | EUT Type: Mobile Phone | FCC ID: A3LSMN7506V |

Peak Excursion Ratio (802.11a-CH 100)

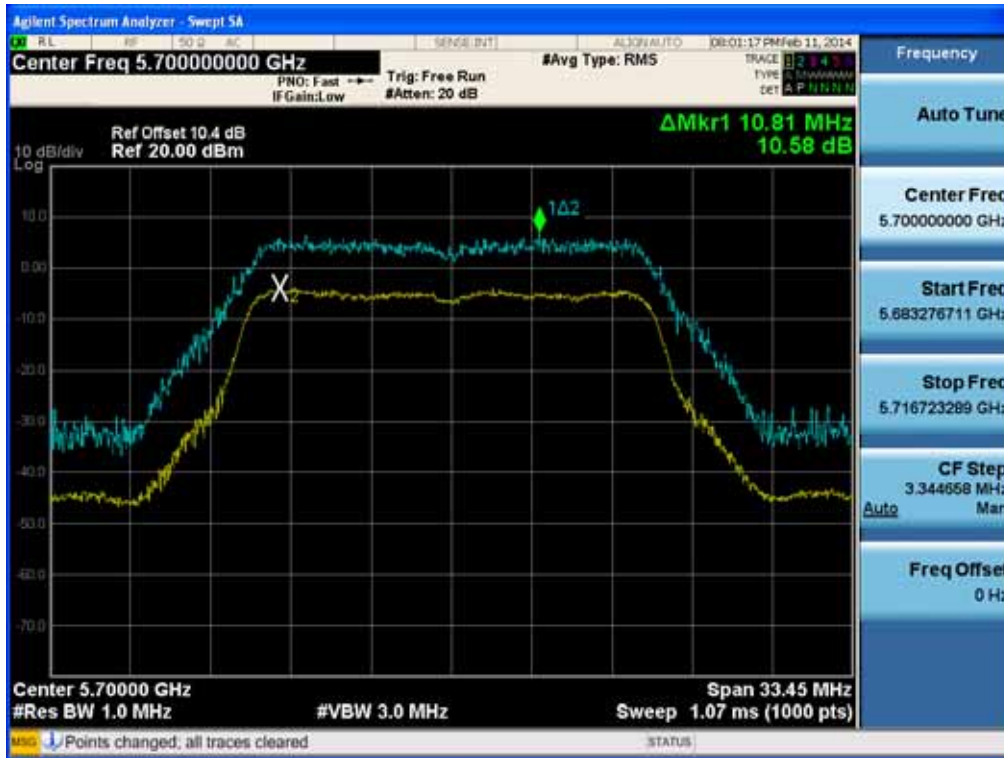


Peak Excursion Ratio (802.11a-CH 116)



| | | | | |
|---------------------------------|-------------------------------------|---------------------------|------------------------|--|
| FCC PT.15.407 TEST REPORT | | FCC CERTIFICATION REPORT | | www.hct.co.kr |
| Test Report No. HCTR1402F011 | Date of Issue: February 12, 2014 | EUT Type: Mobile Phone | FCC ID: A3LSMN7506V | |

Peak Excursion Ratio (802.11a-CH 140)

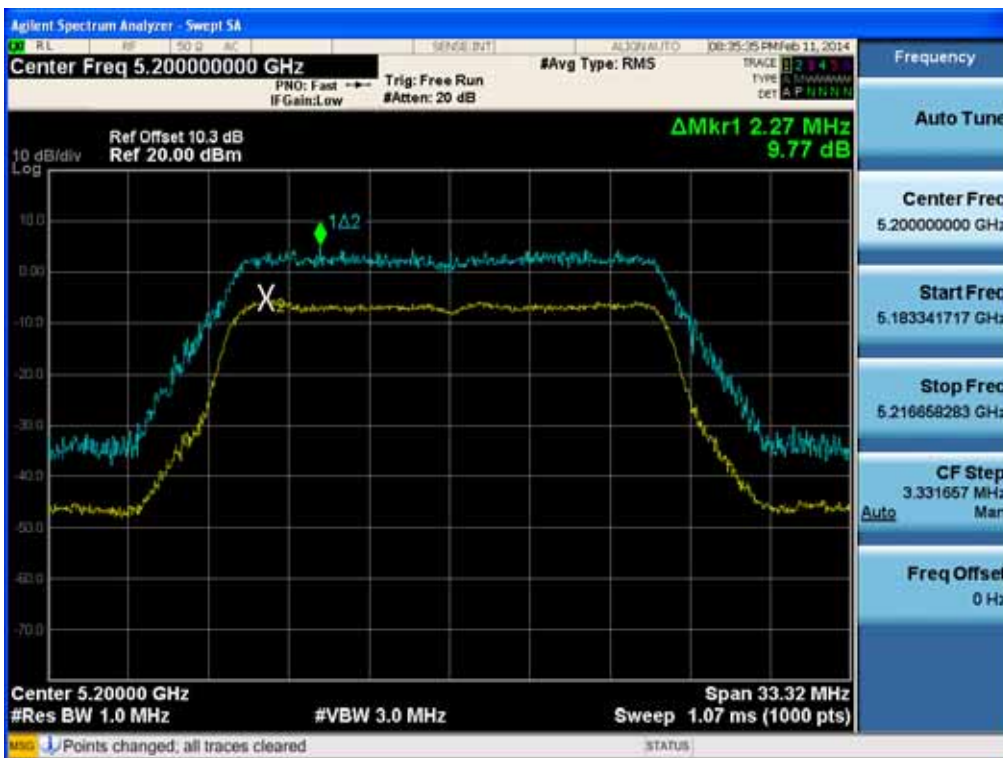


| | | | |
|---------------------------------|-------------------------------------|---------------------------|--|
| FCC PT.15.407 TEST REPORT | FCC CERTIFICATION REPORT | | www.hct.co.kr |
| Test Report No. HCTR1402F011 | Date of Issue: February 12, 2014 | EUT Type: Mobile Phone | FCC ID: A3LSMN7506V |

Peak Excursion Ratio (802.11n-CH 36)

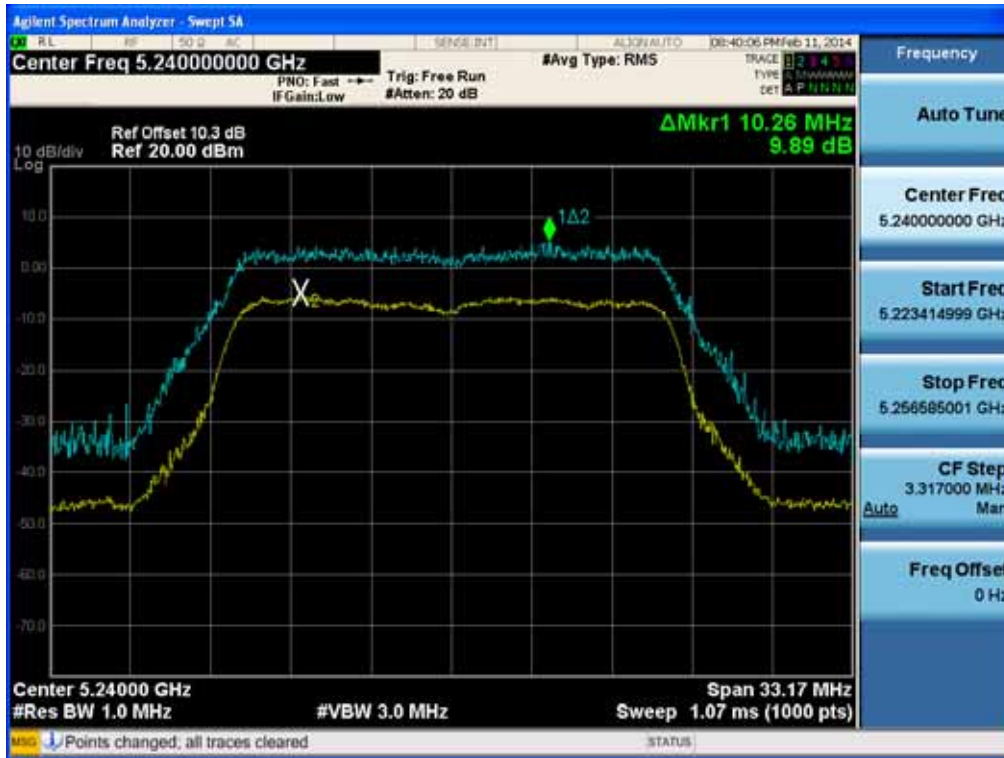


Peak Excursion Ratio (802.11n-CH 40)



| | | | |
|---------------------------------|-------------------------------------|---------------------------|--|
| FCC PT.15.407 TEST REPORT | FCC CERTIFICATION REPORT | | www.hct.co.kr |
| Test Report No. HCTR1402F011 | Date of Issue: February 12, 2014 | EUT Type: Mobile Phone | FCC ID: A3LSMN7506V |

Peak Excursion Ratio (802.11n-CH 48)



Peak Excursion Ratio (802.11n-CH 52)

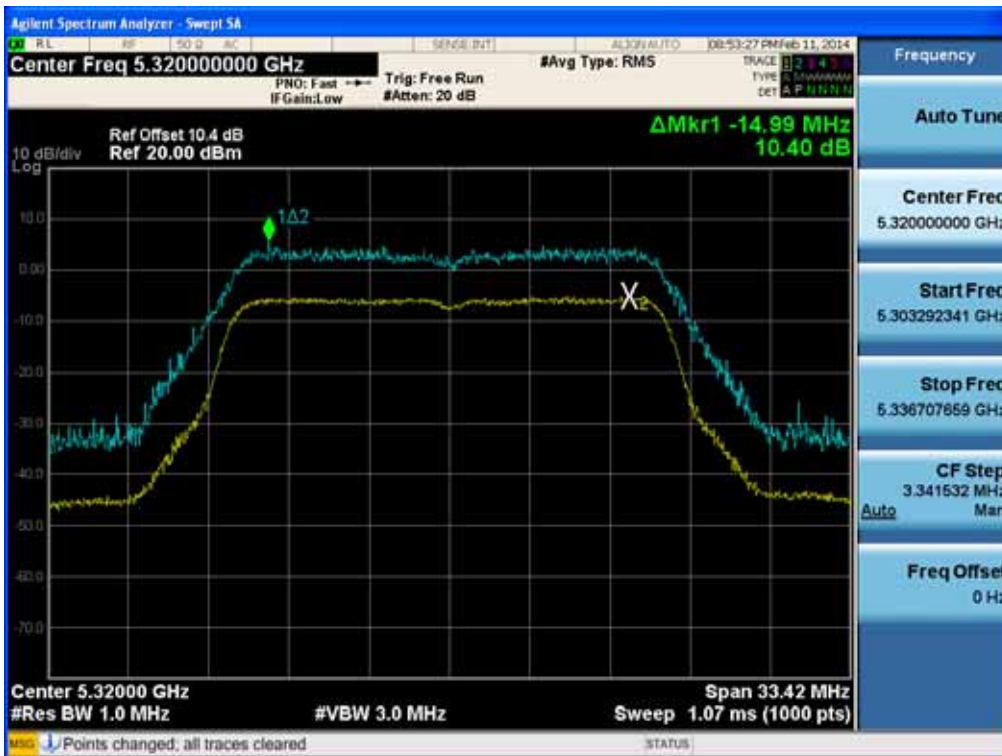


| | | | |
|---------------------------------|-------------------------------------|---------------------------|--|
| FCC PT.15.407 TEST REPORT | FCC CERTIFICATION REPORT | | www.hct.co.kr |
| Test Report No. HCTR1402F011 | Date of Issue: February 12, 2014 | EUT Type: Mobile Phone | FCC ID: A3LSMN7506V |

Peak Excursion Ratio (802.11n-CH 60)



Peak Excursion Ratio (802.11n-CH 64)

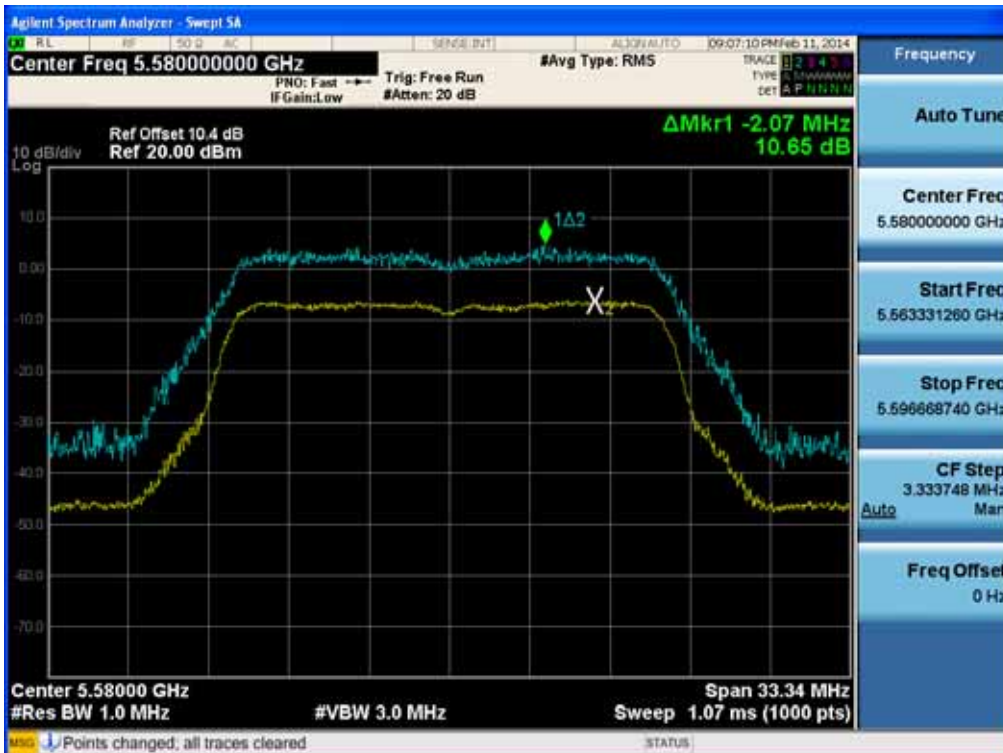


| | | | |
|---------------------------------|-------------------------------------|---------------------------|--|
| FCC PT.15.407 TEST REPORT | FCC CERTIFICATION REPORT | | www.hct.co.kr |
| Test Report No. HCTR1402F011 | Date of Issue: February 12, 2014 | EUT Type: Mobile Phone | FCC ID: A3LSMN7506V |

Peak Excursion Ratio (802.11n-CH 100)



Peak Excursion Ratio (802.11n-CH 116)



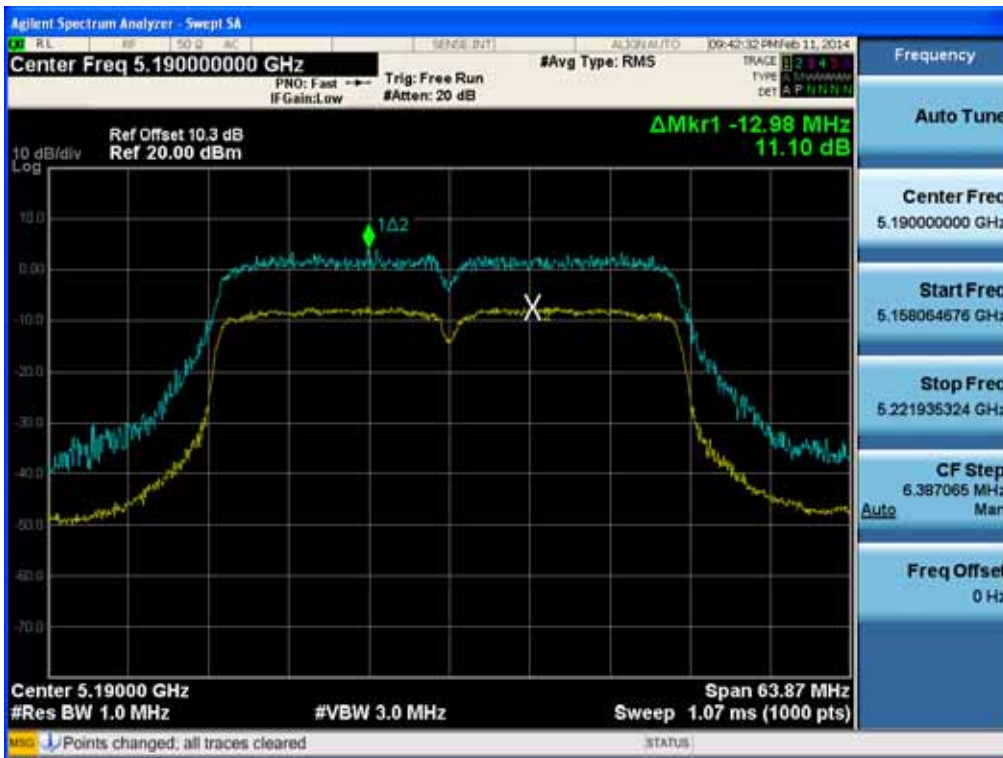
| | | | | |
|---------------------------------|-------------------------------------|---------------------------|------------------------|--|
| FCC PT.15.407 TEST REPORT | | FCC CERTIFICATION REPORT | | www.hct.co.kr |
| Test Report No. HCTR1402F011 | Date of Issue: February 12, 2014 | EUT Type: Mobile Phone | FCC ID: A3LSMN7506V | |

Peak Excursion Ratio (802.11n-CH 140)

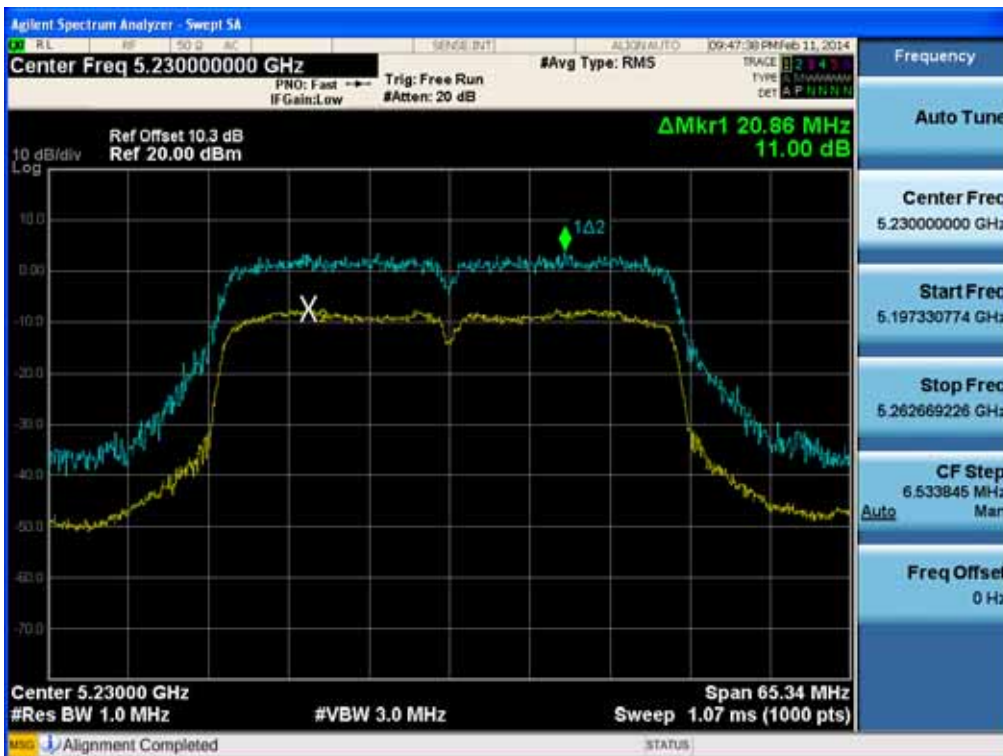


| | | | |
|---------------------------------|-------------------------------------|---------------------------|--|
| FCC PT.15.407 TEST REPORT | FCC CERTIFICATION REPORT | | www.hct.co.kr |
| Test Report No. HCTR1402F011 | Date of Issue: February 12, 2014 | EUT Type: Mobile Phone | FCC ID: A3LSMN7506V |

Peak Excursion Ratio (802.11n-CH 38)

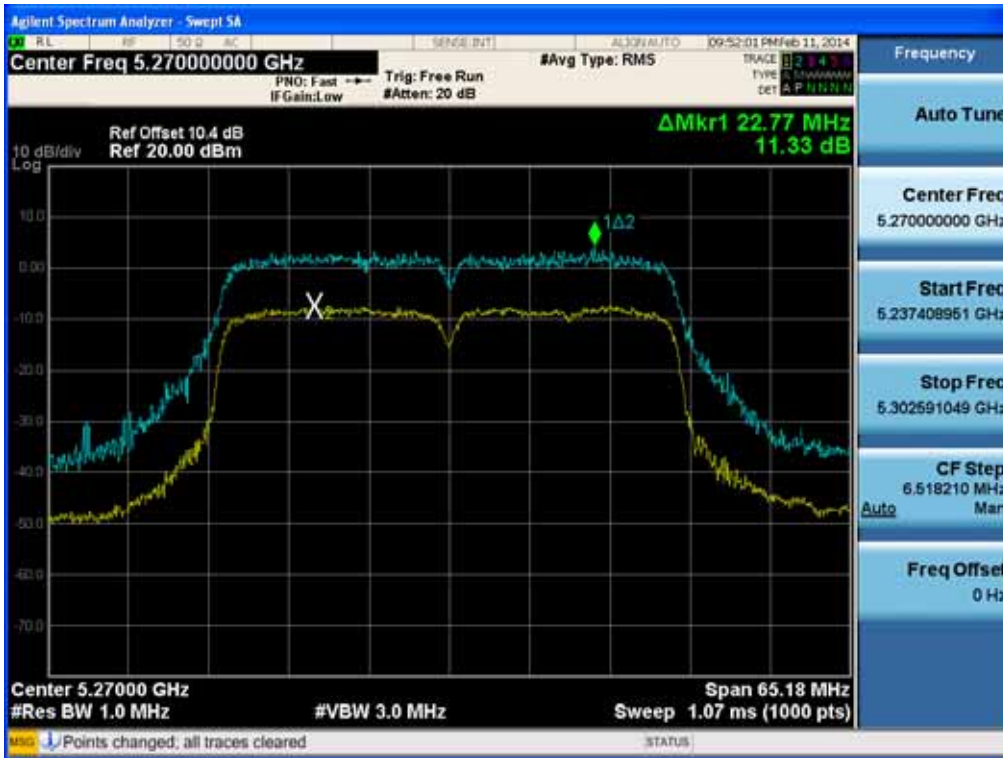


Peak Excursion Ratio (802.11n-CH 46)



| | | | |
|------------------------------|----------------------------------|------------------------|--|
| FCC PT.15.407 TEST REPORT | FCC CERTIFICATION REPORT | | www.hct.co.kr |
| Test Report No. HCTR1402F011 | Date of Issue: February 12, 2014 | EUT Type: Mobile Phone | FCC ID: A3LSMN7506V |

Peak Excursion Ratio (802.11n-CH 54)

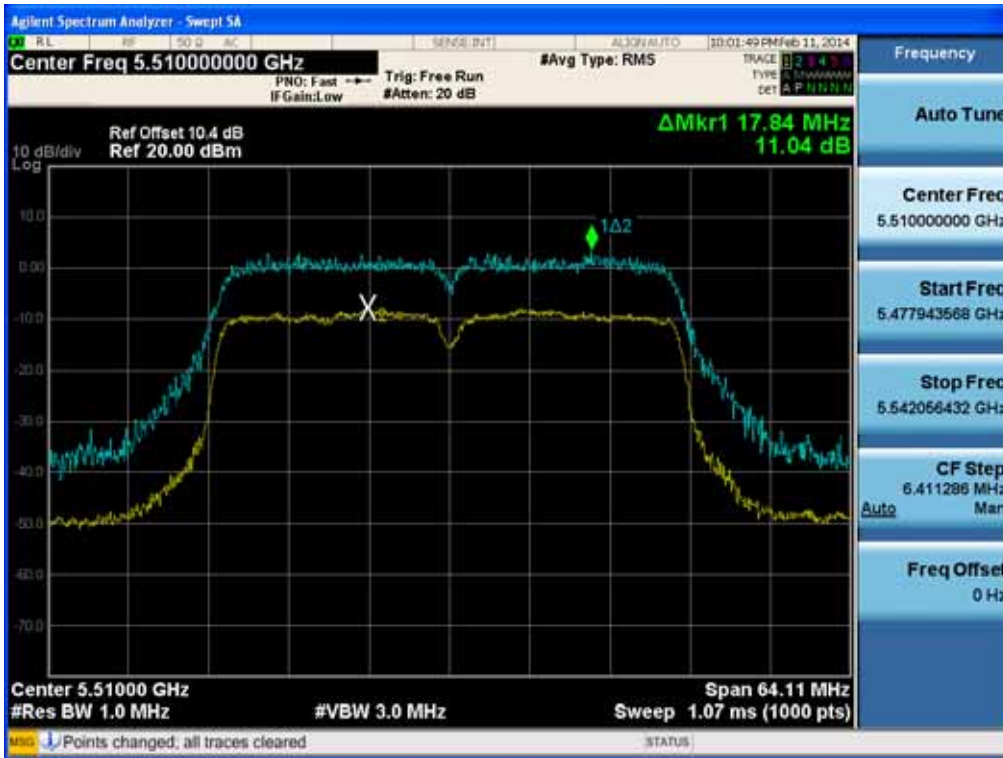


Peak Excursion Ratio (802.11n-CH 62)



| | | | |
|---------------------------------|-------------------------------------|---------------------------|--|
| FCC PT.15.407 TEST REPORT | FCC CERTIFICATION REPORT | | www.hct.co.kr |
| Test Report No. HCTR1402F011 | Date of Issue: February 12, 2014 | EUT Type: Mobile Phone | FCC ID: A3LSMN7506V |

Peak Excursion Ratio (802.11n-CH 102)

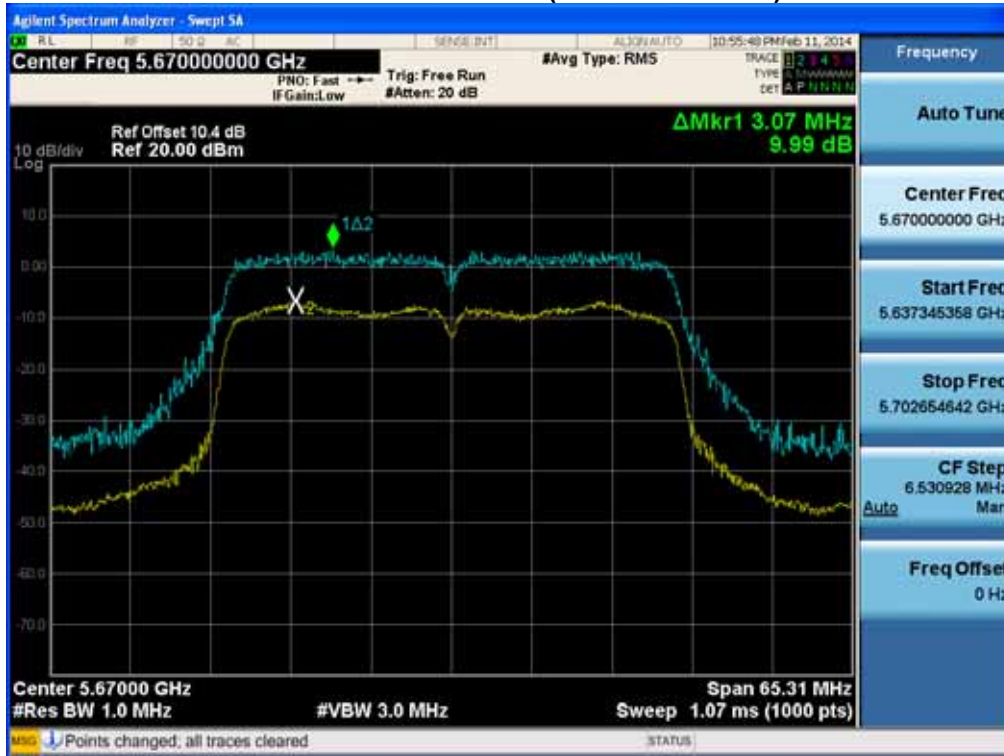


Peak Excursion Ratio (802.11n-CH 110)



| | | | |
|---------------------------------|-------------------------------------|---------------------------|--|
| FCC PT.15.407 TEST REPORT | FCC CERTIFICATION REPORT | | www.hct.co.kr |
| Test Report No. HCTR1402F011 | Date of Issue: February 12, 2014 | EUT Type: Mobile Phone | FCC ID: A3LSMN7506V |

Peak Excursion Ratio (802.11n-CH 134)



| | | | | |
|---------------------------------|-------------------------------------|---------------------------|------------------------|--|
| FCC PT.15.407 TEST REPORT | | FCC CERTIFICATION REPORT | | www.hct.co.kr |
| Test Report No. HCTR1402F011 | Date of Issue: February 12, 2014 | EUT Type: Mobile Phone | FCC ID: A3LSMN7506V | |



8.6 FREQUENCY STABILITY.

The EUT was placed inside an environmental chamber as the temperature in the chamber was varied between -30 and 50 . The temperature was incremented by 10 intervals and the unit was allowed to stabilize at each temperature before each measurement. The center frequency of the transmitting channel was evaluated at each temperature and the frequency deviation from the channel's center frequency was recorded.

20 MHz BW

OPERATING BAND: UNII Band 1
 OPERATING FREQUENCY: 5,180,000,000 Hz
 CHANNEL: 36
 REFERENCE VOLTAGE: 3.8 VDC

| Voltage (%) | Power (VDC) | Temp. () | Frequency (kHz) | Frequency Error (kHz) |
|----------------|-------------|-----------|-----------------|-----------------------|
| 100% | 3.800 | +20(Ref) | 5 179 968.50 | -31.50 |
| 100% | | -30 | 5 179 979.50 | -20.50 |
| 100% | | -20 | 5 179 984.10 | -15.90 |
| 100% | | -10 | 5 179 989.39 | -10.61 |
| 100% | | 0 | 5 179 998.33 | -1.67 |
| 100% | | +10 | 5 179 971.50 | -28.50 |
| 100% | | +30 | 5 179 968.39 | -31.61 |
| 100% | | +40 | 5 179 984.35 | -15.65 |
| 100% | | +50 | 5 179 986.82 | -13.18 |
| 115% | 4.370 | +20 | 5 179 971.38 | -28.62 |
| Batt. Endpoint | 3.500 | +20 | 5 179 984.16 | -15.84 |

Note:

Based on the results of the frequency stability test shown above the frequency deviation results measured are very small. As such it is determined that the channels at the band edge would remain in-band when the maximum measured frequency error noted during the frequency stability tests is applied. Therefore the device is determined to remain operating in band over the temperature and voltage range as tested.

| | | | |
|---------------------------------|-------------------------------------|---------------------------|--|
| FCC PT.15.407 TEST REPORT | FCC CERTIFICATION REPORT | | www.hct.co.kr |
| Test Report No. HCTR1402F011 | Date of Issue: February 12, 2014 | EUT Type: Mobile Phone | FCC ID: A3LSMN7506V |



OPERATING BAND: UNII Band 2
 OPERATING FREQUENCY: 5,260,000,000 Hz
 CHANNEL: 52
 REFERENCE VOLTAGE: 3.8 VDC

| Voltage (%) | Power (VDC) | Temp. () | Frequency (kHz) | Frequency Error (kHz) |
|----------------|-------------|-----------|-----------------|-----------------------|
| 100% | 3.800 | +20(Ref) | 5 259 964.00 | -36.00 |
| 100% | | -30 | 5 259 981.57 | -18.43 |
| 100% | | -20 | 5 259 986.33 | -13.67 |
| 100% | | -10 | 5 259 990.13 | -9.87 |
| 100% | | 0 | 5 259 996.36 | -3.64 |
| 100% | | +10 | 5 259 975.90 | -24.1 |
| 100% | | +30 | 5 259 988.22 | -11.78 |
| 100% | | +40 | 5 259 983.63 | -16.37 |
| 100% | | +50 | 5 259 986.33 | -13.67 |
| 115% | 4.370 | +20 | 5 259 968.84 | -31.16 |
| Batt. Endpoint | 3.500 | +20 | 5 259 982.54 | -17.46 |

Note:

Based on the results of the frequency stability test shown above the frequency deviation results measured are very small. As such it is determined that the channels at the band edge would remain in-band when the maximum measured frequency error noted during the frequency stability tests is applied. Therefore the device is determined to remain operating in band over the temperature and voltage range as tested.

| | | | | |
|---------------------------------|-------------------------------------|---------------------------|--|--|
| FCC PT.15.407 TEST REPORT | | FCC CERTIFICATION REPORT | | www.hct.co.kr |
| Test Report No. HCTR1402F011 | Date of Issue: February 12, 2014 | EUT Type: Mobile Phone | | FCC ID: A3LSMN7506V |



OPERATING BAND: UNII Band 3
 OPERATING FREQUENCY: 5,500,000,000 Hz
 CHANNEL: 100
 REFERENCE VOLTAGE: 3.8 VDC

| Voltage (%) | Power (VDC) | Temp. () | Frequency (kHz) | Frequency Error (kHz) |
|----------------|-------------|-----------|-----------------|-----------------------|
| 100% | 3.800 | +20(Ref) | 5 499 962.50 | -37.50 |
| 100% | | -30 | 5 499 982.54 | -17.46 |
| 100% | | -20 | 5 499 988.66 | -11.34 |
| 100% | | -10 | 5 499 989.85 | -10.15 |
| 100% | | 0 | 5 499 996.06 | -3.94 |
| 100% | | +10 | 5 499 979.49 | -20.51 |
| 100% | | +30 | 5 499 981.44 | -18.56 |
| 100% | | +40 | 5 499 984.44 | -15.56 |
| 100% | | +50 | 5 499 989.42 | -10.58 |
| 115% | 4.370 | +20 | 5 499 975.39 | -24.61 |
| Batt. Endpoint | 3.500 | +20 | 5 499 986.85 | -13.15 |

Note:

Based on the results of the frequency stability test shown above the frequency deviation results measured are very small. As such it is determined that the channels at the band edge would remain in-band when the maximum measured frequency error noted during the frequency stability tests is applied. Therefore the device is determined to remain operating in band over the temperature and voltage range as tested.

| | | | | |
|---------------------------------|-------------------------------------|---------------------------|--|--|
| FCC PT.15.407 TEST REPORT | | FCC CERTIFICATION REPORT | | www.hct.co.kr |
| Test Report No. HCTR1402F011 | Date of Issue: February 12, 2014 | EUT Type: Mobile Phone | | FCC ID: A3LSMN7506V |



40 MHz BW

OPERATING BAND: UNII Band 1
 OPERATING FREQUENCY: 5,190,000,000 Hz
 CHANNEL: 38
 REFERENCE VOLTAGE: 3.8 VDC

| Voltage (%) | Power (VDC) | Temp. () | Frequency (kHz) | Frequency Error (kHz) |
|----------------|-------------|-----------|-----------------|-----------------------|
| 100% | 3.800 | +20(Ref) | 5 189 964.50 | -35.50 |
| 100% | | -30 | 5 189 984.32 | -15.68 |
| 100% | | -20 | 5 189 986.36 | -13.64 |
| 100% | | -10 | 5 189 989.36 | -10.64 |
| 100% | | 0 | 5 189 995.39 | -4.61 |
| 100% | | +10 | 5 189 978.79 | -21.21 |
| 100% | | +30 | 5 189 991.36 | -8.64 |
| 100% | | +40 | 5 189 987.82 | -12.18 |
| 100% | | +50 | 5 189 985.44 | -14.56 |
| 115% | 4.370 | +20 | 5 189 969.91 | -30.09 |
| Batt. Endpoint | 3.500 | +20 | 5 189 985.06 | -14.94 |

Note:

Based on the results of the frequency stability test shown above the frequency deviation results measured are very small. As such it is determined that the channels at the band edge would remain in-band when the maximum measured frequency error noted during the frequency stability tests is applied. Therefore the device is determined to remain operating in band over the temperature and voltage range as tested.

| | | | |
|----------------------------------|-------------------------------------|---------------------------|--|
| FCC PT.15.407 TEST REPORT | FCC CERTIFICATION REPORT | | www.hct.co.kr |
| Test Report No. HCTR1402F011 | Date of Issue: February 12, 2014 | EUT Type: Mobile Phone | FCC ID: A3LSMN7506V |



OPERATING BAND: UNII Band 2
 OPERATING FREQUENCY: 5,270,000,000 Hz
 CHANNEL: 54
 REFERENCE VOLTAGE: 3.8 VDC

| Voltage (%) | Power (VDC) | Temp. () | Frequency (kHz) | Frequency Error (kHz) |
|----------------|-------------|-----------|-----------------|-----------------------|
| 100% | 3.800 | +20(Ref) | 5 269 964.00 | -36.00 |
| 100% | | -30 | 5 269 985.39 | -14.61 |
| 100% | | -20 | 5 269 988.16 | -11.84 |
| 100% | | -10 | 5 269 990.16 | -9.84 |
| 100% | | 0 | 5 269 993.33 | -6.67 |
| 100% | | +10 | 5 269 981.80 | -18.2 |
| 100% | | +30 | 5 269 994.33 | -5.67 |
| 100% | | +40 | 5 269 989.05 | -10.95 |
| 100% | | +50 | 5 269 986.03 | -13.97 |
| 115% | 4.370 | +20 | 5 269 971.16 | -28.84 |
| Batt. Endpoint | 3.500 | +20 | 5 269 987.23 | -12.77 |

Note:

Based on the results of the frequency stability test shown above the frequency deviation results measured are very small. As such it is determined that the channels at the band edge would remain in-band when the maximum measured frequency error noted during the frequency stability tests is applied. Therefore the device is determined to remain operating in band over the temperature and voltage range as tested.

| | | | | |
|---------------------------------|-------------------------------------|---------------------------|--|--|
| FCC PT.15.407 TEST REPORT | | FCC CERTIFICATION REPORT | | www.hct.co.kr |
| Test Report No. HCTR1402F011 | Date of Issue: February 12, 2014 | EUT Type: Mobile Phone | | FCC ID: A3LSMN7506V |



OPERATING BAND: UNII Band 3
 OPERATING FREQUENCY: 5,510,000,000 Hz
 CHANNEL: 102
 REFERENCE VOLTAGE: 3.8 VDC

| Voltage (%) | Power (VDC) | Temp. () | Frequency (kHz) | Frequency Error (kHz) |
|----------------|-------------|-----------|-----------------|-----------------------|
| 100% | 3.800 | +20(Ref) | 5 509 962.50 | -37.50 |
| 100% | | -30 | 5 509 987.82 | -12.18 |
| 100% | | -20 | 5 509 988.53 | -11.47 |
| 100% | | -10 | 5 509 991.22 | -8.78 |
| 100% | | 0 | 5 509 994.46 | -5.54 |
| 100% | | +10 | 5 509 983.06 | -16.94 |
| 100% | | +30 | 5 509 992.63 | -7.37 |
| 100% | | +40 | 5 509 988.82 | -11.18 |
| 100% | | +50 | 5 509 984.49 | -15.51 |
| 115% | | 4.370 | +20 | 5 509 973.22 |
| Batt. Endpoint | 3.500 | +20 | 5 509 988.11 | -11.89 |

Note:

Based on the results of the frequency stability test shown above the frequency deviation results measured are very small. As such it is determined that the channels at the band edge would remain in-band when the maximum measured frequency error noted during the frequency stability tests is applied. Therefore the device is determined to remain operating in band over the temperature and voltage range as tested.

| | | | | |
|---------------------------------|-------------------------------------|---------------------------|--|--|
| FCC PT.15.407 TEST REPORT | | FCC CERTIFICATION REPORT | | www.hct.co.kr |
| Test Report No. HCTR1402F011 | Date of Issue: February 12, 2014 | EUT Type: Mobile Phone | | FCC ID: A3LSMN7506V |



8.7 RADIATED MEASUREMENT.

8.7.1 RADIATED SPURIOUS EMISSIONS.

Test Requirements and limit, §15.205, §15.209, §15.407

| Frequency (MHz) | Field Strength (uV/m) | Measurement Distance (m) |
|-----------------|-----------------------|--------------------------|
| 0.009 – 0.490 | 2400/F(kHz) | 300 |
| 0.490 – 1.705 | 24000/F(kHz) | 30 |
| 1.705 – 30 | 30 | 30 |
| 30-88 | 100 | 3 |
| 88-216 | 150 | 3 |
| 216-960 | 200 | 3 |
| Above 960 | 500 | 3 |

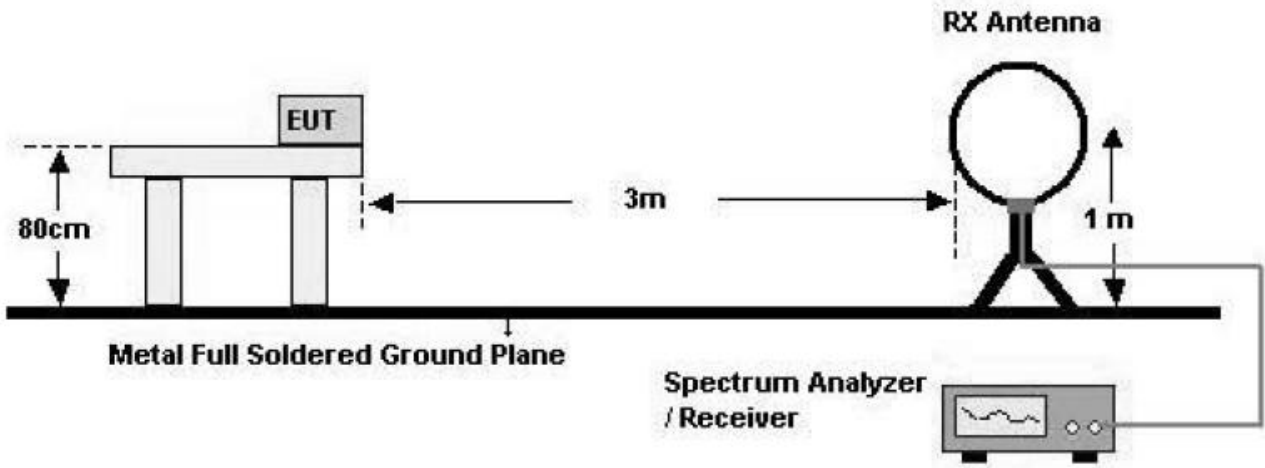
§15.407, KDB 789033

All harmonics that do not lie in a restricted band are subject to a peak limit of -27 dBm/MHz. At a distance of 3 meters the field strength limit in dBµV/m can be determined by adding a “conversion” factor of 95.2 dB to the EIRP limit of -27 dBm/MHz to obtain the limit for out of band spurious emissions of 68.2 dBµV/m.

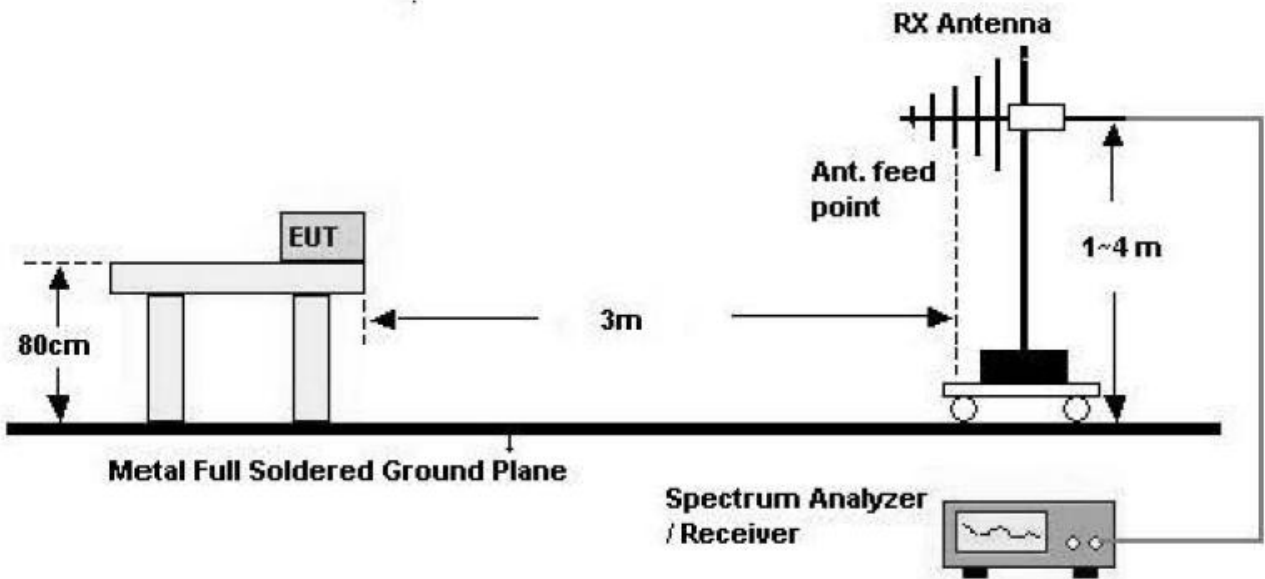
| | | | | |
|----------------------------------|-------------------------------------|---------------------------------|------------------------|--|
| FCC PT.15.407 TEST REPORT | | FCC CERTIFICATION REPORT | | www.hct.co.kr |
| Test Report No. HCTR1402F011 | Date of Issue: February 12, 2014 | EUT Type: Mobile Phone | FCC ID: A3LSMN7506V | |

Test Configuration

Below 30 MHz

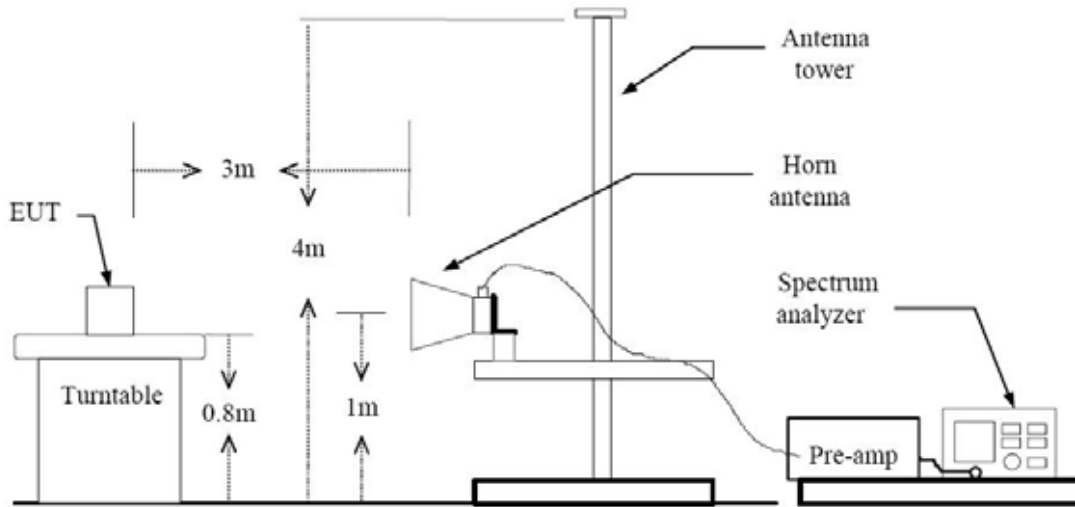


30 MHz - 1 GHz



| | | | | |
|---------------------------------|-------------------------------------|---------------------------|------------------------|--|
| FCC PT.15.407 TEST REPORT | | FCC CERTIFICATION REPORT | | www.hct.co.kr |
| Test Report No. HCTR1402F011 | Date of Issue: February 12, 2014 | EUT Type: Mobile Phone | FCC ID: A3LSMN7506V | |

Above 1 GHz



TEST PROCEDURE USED

ANSI C63.4(2003)

Method H)5) in KDB 789033, issued 04/08/2013 (Peak)

Method H)6)d) in KDB 789033, issued 04/08/2013 (Average)

. Spectrum setting:

- Peak.

1. RBW = 1 MHz
2. VBW \geq 3 MHz
3. Detector = Peak
4. Sweep Time = auto
5. Trace mode = max hold
6. Allow sweeps to continue until the trace stabilizes.
7. Note that if the transmission is not continuous, the time required for the trace to stabilize will increase by a factor of approximately 1/x, where x is the duty cycle.

- Average (Method VB :Averaging using reduced video bandwidth)

1. RBW = 1 MHz
2. VBW
 - 2.1. If the EUT is configured to transmit with duty cycle \geq 98 percent, set VBW \leq RBW/100(i.e., 10 kHz) but not less than 10 Hz.
 - 2.2. If the EUT duty cycle is < 98 percent, set VBW \geq 1/T, where T is the minimum transmission duration.
3. The analyzer is set to linear detector mode.
4. Detector = Peak.

| | | | | |
|---------------------------------|-------------------------------------|---------------------------|------------------------|--|
| FCC PT.15.407 TEST REPORT | | FCC CERTIFICATION REPORT | | www.hct.co.kr |
| Test Report No. HCTR1402F011 | Date of Issue: February 12, 2014 | EUT Type: Mobile Phone | FCC ID: A3LSMN7506V | |

5. Sweep time = auto.
6. Trace mode = max hold.
7. Allow max hold to run for at least 50 traces if the transmitted signal is continuous or has at least 98 percent duty cycle. For lower duty cycles, increase the minimum number of traces by a factor of 1/x, where x is the duty cycle.

Note :

1. We used the case 2 for 802.11a/g/n_20/n_40 mode to perform the average filed strength measurements.
2. The actual setting value of VBW for 802.11a/g/n_20/n_40

| Mode | Worst Data rate (Mbps) | T _{on} (ms) | T _{total} (ms) | Duty Cycle (%) | VBW(1/T) (Hz) | The actual setting value of VBW (Hz) |
|------|------------------------|----------------------|-------------------------|----------------|---------------|--------------------------------------|
| a | 6 | 1.392 | 1.497 | 93.0 | 718.4 | 1000 |
| n_20 | 6.5 | 1.293 | 1.395 | 92.7 | 773.4 | 1000 |
| n_40 | 13.5 | 0.634 | 0.734 | 86.4 | 1577.3 | 3000 |



TEST RESULTS

9 kHz – 30MHz

Operation Mode: Normal Mode

| Frequency | Reading | Ant. factor | Cable loss | Ant. POL | Total | Limit | Margin |
|-------------------------|------------|-------------|------------|----------|--------------|--------------|--------|
| MHz | dB μ V | dB /m | dB | (H/V) | dB μ V/m | dB μ V/m | dB |
| No Critical peaks found | | | | | | | |

Notes:

1. Measuring frequencies from 9 kHz to the 30MHz.
2. The reading of emissions are attenuated more than 20 dB below the permissible limits or the field strength is too small to be measured.
3. Distance extrapolation factor = 40 log (specific distance / test distance) (dB)
4. Limit line = specific Limits (dBuV) + Distance extrapolation factor
5. We have done x, y, z planes in EUT and horizontal and vertical polarization in detecting antenna.

| | | | |
|---------------------------------|-------------------------------------|---------------------------|--|
| FCC PT.15.407 TEST REPORT | FCC CERTIFICATION REPORT | | www.hct.co.kr |
| Test Report No. HCTR1402F011 | Date of Issue: February 12, 2014 | EUT Type: Mobile Phone | FCC ID: A3LSMN7506V |



TEST RESULTS

Below 1 GHz

Operation Mode: Normal Mode

| Frequency | Reading | Ant. factor | Cable loss | Ant. POL | Total | Limit | Margin |
|-------------------------|------------|-------------|------------|----------|--------------|--------------|--------|
| MHz | dB μ V | dB /m | dB | (H/V) | dB μ V/m | dB μ V/m | dB |
| No Critical peaks found | | | | | | | |

Notes:

1. Measuring frequencies from 30 MHz to the 1 GHz.
2. Radiated emissions measured in frequency range from 30 MHz to 1000 MHz were made with an instrument using Quasi peak detector mode.
3. We have done x, y, z planes in EUT and horizontal and vertical polarization in detecting antenna.

| | | | |
|---------------------------------|-------------------------------------|---------------------------|--|
| FCC PT.15.407 TEST REPORT | FCC CERTIFICATION REPORT | | www.hct.co.kr |
| Test Report No. HCTR1402F011 | Date of Issue: February 12, 2014 | EUT Type: Mobile Phone | FCC ID: A3LSMN7506V |



Above 1 GHz

| | |
|---------------------|----------|
| Band : | UNII 1 |
| Operation Mode: | 802.11 a |
| Transfer Rate: | 6 Mbps |
| Operating Frequency | 5180 MHz |
| Channel No. | 36 Ch |

| Frequency [MHz] | Reading dBuV | AN.+CL-Amp G. [dB] | ANT. POL [H/V] | Total [dBuV/m] | Limit [dBuV/m] | Margin [dB] | Detect |
|-----------------|--------------|--------------------|----------------|----------------|----------------|-------------|--------|
| 10360 | 41.23 | 9.33 | V | 50.56 | 68.20 | 17.64 | PK |
| 15540 | 44.98 | 14.61 | V | 59.59 | 73.98 | 14.39 | PK |
| 15540 | 30.99 | 14.61 | V | 45.60 | 53.98 | 8.38 | AV |
| 10360 | 43.02 | 9.33 | H | 52.35 | 68.20 | 15.85 | PK |
| 15540 | 45.00 | 14.61 | H | 59.61 | 73.98 | 14.37 | PK |
| 15540 | 31.02 | 14.61 | H | 45.63 | 53.98 | 8.35 | AV |

Notes:

1. Measuring frequencies from 1 GHz to the 10th harmonic of highest fundamental frequency.
2. Measurements above show only up to 6 maximum emissions noted, or would be lesser if no specific emissions from the EUT are recorded (ie: margin > 20 dB from the applicable limit) and considered that's already beyond the background noise floor.
3. Radiated emissions measured in frequency above 1000MHz were made with an instrument using Peak detector mode and average detector mode of the emission shown in Actual FS column.
4. Total = Reading Value + Antenna Factor + Cable Loss - Amp Gain
5. We have done all data rate in 802.11a. Worst case is 6 Mbps in 802.11a.
6. We have done x, y, z planes in EUT and horizontal and vertical polarization in detecting antenna.

| | | | | |
|---------------------------------|-------------------------------------|---------------------------|--|--|
| FCC PT.15.407 TEST REPORT | | FCC CERTIFICATION REPORT | | www.hct.co.kr |
| Test Report No. HCTR1402F011 | Date of Issue: February 12, 2014 | EUT Type: Mobile Phone | | FCC ID: A3LSMN7506V |



| | |
|---------------------|----------|
| Band : | UNII 1 |
| Operation Mode: | 802.11 a |
| Transfer Rate: | 6 Mbps |
| Operating Frequency | 5200 MHz |
| Channel No. | 40 Ch |

| Frequency [MHz] | Reading dBuV | AN.+CL-Amp G. [dB] | ANT. POL [H/V] | Total [dBuV/m] | Limit [dBuV/m] | Margin [dB] | Detect |
|-----------------|--------------|--------------------|----------------|----------------|----------------|-------------|--------|
| 10400 | 41.03 | 10.13 | V | 51.16 | 68.20 | 17.04 | PK |
| 15600 | 45.37 | 14.60 | V | 59.97 | 73.98 | 14.01 | PK |
| 15600 | 31.26 | 14.60 | V | 45.86 | 53.98 | 8.12 | AV |
| 10400 | 42.96 | 10.13 | H | 53.09 | 68.20 | 15.11 | PK |
| 15600 | 45.40 | 14.60 | H | 60.00 | 73.98 | 13.98 | PK |
| 15600 | 31.28 | 14.60 | H | 45.88 | 53.98 | 8.10 | AV |

Notes:

1. Measuring frequencies from 1 GHz to the 10th harmonic of highest fundamental frequency.
2. Measurements above show only up to 6 maximum emissions noted, or would be lesser if no specific emissions from the EUT are recorded (ie: margin > 20 dB from the applicable limit) and considered that's already beyond the background noise floor.
3. Radiated emissions measured in frequency above 1000MHz were made with an instrument using Peak detector mode and average detector mode of the emission shown in Actual FS column.
4. Total = Reading Value + Antenna Factor + Cable Loss - Amp Gain
5. We have done all data rate in 802.11a. Worst case is 6 Mbps in 802.11a.
6. We have done x, y, z planes in EUT and horizontal and vertical polarization in detecting antenna.

| | | | | |
|---------------------------------|-------------------------------------|---------------------------|--|--|
| FCC PT.15.407 TEST REPORT | | FCC CERTIFICATION REPORT | | www.hct.co.kr |
| Test Report No. HCTR1402F011 | Date of Issue: February 12, 2014 | EUT Type: Mobile Phone | | FCC ID: A3LSMN7506V |



| | |
|---------------------|----------|
| Band : | UNII 1 |
| Operation Mode: | 802.11 a |
| Transfer Rate: | 6 Mbps |
| Operating Frequency | 5240 MHz |
| Channel No. | 48 Ch |

| Frequency [MHz] | Reading dBuV | AN.+CL-Amp G. [dB] | ANT. POL [H/V] | Total [dBuV/m] | Limit [dBuV/m] | Margin [dB] | Detect |
|-----------------|--------------|--------------------|----------------|----------------|----------------|-------------|--------|
| 10480 | 42.58 | 10.20 | V | 52.78 | 68.20 | 15.42 | PK |
| 15720 | 46.24 | 13.47 | V | 59.71 | 73.98 | 14.27 | PK |
| 15720 | 32.33 | 13.47 | V | 45.80 | 53.98 | 8.18 | AV |
| 10480 | 44.48 | 10.20 | H | 54.68 | 68.20 | 13.52 | PK |
| 15720 | 46.33 | 13.47 | H | 59.80 | 73.98 | 14.18 | PK |
| 15720 | 32.36 | 13.47 | H | 45.83 | 53.98 | 8.15 | AV |

Notes:

1. Measuring frequencies from 1 GHz to the 10th harmonic of highest fundamental frequency.
2. Measurements above show only up to 6 maximum emissions noted, or would be lesser if no specific emissions from the EUT are recorded (ie: margin > 20 dB from the applicable limit) and considered that's already beyond the background noise floor.
3. Radiated emissions measured in frequency above 1000MHz were made with an instrument using Peak detector mode and average detector mode of the emission shown in Actual FS column.
4. Total = Reading Value + Antenna Factor + Cable Loss - Amp Gain
5. We have done all data rate in 802.11a. Worst case is 6 Mbps in 802.11a.
6. We have done x, y, z planes in EUT and horizontal and vertical polarization in detecting antenna.

| | | | |
|---------------------------------|-------------------------------------|---------------------------|--|
| FCC PT.15.407 TEST REPORT | FCC CERTIFICATION REPORT | | www.hct.co.kr |
| Test Report No. HCTR1402F011 | Date of Issue: February 12, 2014 | EUT Type: Mobile Phone | FCC ID: A3LSMN7506V |



| | |
|---------------------|--------------------|
| Band : | UNII 1 |
| Operation Mode: | 802.11 n_20 MHz BW |
| Transfer Rate: | 6.5 Mbps |
| Operating Frequency | 5180 MHz |
| Channel No. | 36 Ch |

| Frequency [MHz] | Reading dBuV | AN.+CL-Amp G. [dB] | ANT. POL [H/V] | Total [dBuV/m] | Limit [dBuV/m] | Margin [dB] | Detect |
|-----------------|--------------|--------------------|----------------|----------------|----------------|-------------|--------|
| 10360 | 42.11 | 9.33 | V | 51.44 | 68.20 | 16.76 | PK |
| 15540 | 45.15 | 14.61 | V | 59.76 | 73.98 | 14.22 | PK |
| 15540 | 31.11 | 14.61 | V | 45.72 | 53.98 | 8.26 | AV |
| 10360 | 43.03 | 9.33 | H | 52.36 | 68.20 | 15.84 | PK |
| 15540 | 45.16 | 14.61 | H | 59.77 | 73.98 | 14.21 | PK |
| 15540 | 31.13 | 14.61 | H | 45.74 | 53.98 | 8.24 | AV |

Notes:

1. Measuring frequencies from 1 GHz to the 10th harmonic of highest fundamental frequency.
2. Measurements above show only up to 6 maximum emissions noted, or would be lesser if no specific emissions from the EUT are recorded (ie: margin > 20 dB from the applicable limit) and considered that's already beyond the background noise floor.
3. Radiated emissions measured in frequency above 1000MHz were made with an instrument using Peak detector mode and average detector mode of the emission shown in Actual FS column.
4. Total = Reading Value + Antenna Factor + Cable Loss - Amp Gain
5. We have done all data rate in 802.11n_20 MHz BW. Worst case is 6.5 Mbps in 802.11n_20 MHz BW.
6. We have done x, y, z planes in EUT and horizontal and vertical polarization in detecting antenna.

| | | | | |
|---------------------------------|-------------------------------------|---------------------------|--|--|
| FCC PT.15.407 TEST REPORT | | FCC CERTIFICATION REPORT | | www.hct.co.kr |
| Test Report No. HCTR1402F011 | Date of Issue: February 12, 2014 | EUT Type: Mobile Phone | | FCC ID: A3LSMN7506V |



| | |
|---------------------|--------------------|
| Band : | UNII 1 |
| Operation Mode: | 802.11 n_20 MHz BW |
| Transfer Rate: | 6.5 Mbps |
| Operating Frequency | 5200 MHz |
| Channel No. | 40 Ch |

| Frequency [MHz] | Reading dBuV | AN.+CL-Amp G. [dB] | ANT. POL [H/V] | Total [dBuV/m] | Limit [dBuV/m] | Margin [dB] | Detect |
|-----------------|--------------|--------------------|----------------|----------------|----------------|-------------|--------|
| 10400 | 41.92 | 10.13 | V | 52.05 | 68.20 | 16.15 | PK |
| 15600 | 45.20 | 14.60 | V | 59.80 | 73.98 | 14.18 | PK |
| 15600 | 31.38 | 14.60 | V | 45.98 | 53.98 | 8.00 | AV |
| 10400 | 42.85 | 10.13 | H | 52.98 | 68.20 | 15.22 | PK |
| 15600 | 45.23 | 14.60 | H | 59.83 | 73.98 | 14.15 | PK |
| 15600 | 31.39 | 14.60 | H | 45.99 | 53.98 | 7.99 | AV |

Notes:

1. Measuring frequencies from 1 GHz to the 10th harmonic of highest fundamental frequency.
2. Measurements above show only up to 6 maximum emissions noted, or would be lesser if no specific emissions from the EUT are recorded (ie: margin > 20 dB from the applicable limit) and considered that's already beyond the background noise floor.
3. Radiated emissions measured in frequency above 1000MHz were made with an instrument using Peak detector mode and average detector mode of the emission shown in Actual FS column.
4. Total = Reading Value + Antenna Factor + Cable Loss - Amp Gain
5. We have done all data rate in 802.11n_20 MHz BW. Worst case is 6.5 Mbps in 802.11n_20 MHz BW.
6. We have done x, y, z planes in EUT and horizontal and vertical polarization in detecting antenna.

| | | | | |
|---------------------------------|-------------------------------------|---------------------------|--|--|
| FCC PT.15.407 TEST REPORT | | FCC CERTIFICATION REPORT | | www.hct.co.kr |
| Test Report No. HCTR1402F011 | Date of Issue: February 12, 2014 | EUT Type: Mobile Phone | | FCC ID: A3LSMN7506V |



| | |
|---------------------|--------------------|
| Band : | UNII 1 |
| Operation Mode: | 802.11 n_20 MHz BW |
| Transfer Rate: | 6.5 Mbps |
| Operating Frequency | 5240 MHz |
| Channel No. | 48 Ch |

| Frequency [MHz] | Reading dBuV | AN.+CL-Amp G. [dB] | ANT. POL [H/V] | Total [dBuV/m] | Limit [dBuV/m] | Margin [dB] | Detect |
|-----------------|--------------|--------------------|----------------|----------------|----------------|-------------|--------|
| 10480 | 42.59 | 10.20 | V | 52.79 | 68.20 | 15.41 | PK |
| 15720 | 45.59 | 13.47 | V | 59.06 | 73.98 | 14.92 | PK |
| 15720 | 32.30 | 13.47 | V | 45.77 | 53.98 | 8.21 | AV |
| 10480 | 43.65 | 10.20 | H | 53.85 | 68.20 | 14.35 | PK |
| 15720 | 45.61 | 13.47 | H | 59.08 | 73.98 | 14.90 | PK |
| 15720 | 32.33 | 13.47 | H | 45.80 | 53.98 | 8.18 | AV |

Notes:

1. Measuring frequencies from 1 GHz to the 10th harmonic of highest fundamental frequency.
2. Measurements above show only up to 6 maximum emissions noted, or would be lesser if no specific emissions from the EUT are recorded (ie: margin > 20 dB from the applicable limit) and considered that's already beyond the background noise floor.
3. Radiated emissions measured in frequency above 1000MHz were made with an instrument using Peak detector mode and average detector mode of the emission shown in Actual FS column.
4. Total = Reading Value + Antenna Factor + Cable Loss - Amp Gain
5. We have done all data rate in 802.11n_20 MHz BW. Worst case is 6.5 Mbps in 802.11n_20 MHz BW.
6. We have done x, y, z planes in EUT and horizontal and vertical polarization in detecting antenna.

| | | | | |
|---------------------------------|-------------------------------------|---------------------------|--|--|
| FCC PT.15.407 TEST REPORT | | FCC CERTIFICATION REPORT | | www.hct.co.kr |
| Test Report No. HCTR1402F011 | Date of Issue: February 12, 2014 | EUT Type: Mobile Phone | | FCC ID: A3LSMN7506V |



| | |
|---------------------|-------------------|
| Band : | UNII 1 |
| Operation Mode: | 802.11n_40 MHz BW |
| Transfer Rate: | 13.5 Mbps |
| Operating Frequency | 5190 MHz |
| Channel No. | 38 Ch |

| Frequency [MHz] | Reading dBuV | AN.+CL-Amp G. [dB] | ANT. POL [H/V] | Total [dBuV/m] | Limit [dBuV/m] | Margin [dB] | Detect |
|-----------------|--------------|--------------------|----------------|----------------|----------------|-------------|--------|
| 10380 | 42.68 | 9.70 | V | 52.38 | 68.20 | 15.82 | PK |
| 15570 | 45.21 | 14.62 | V | 59.83 | 73.98 | 14.15 | PK |
| 15570 | 31.86 | 14.62 | V | 46.48 | 53.98 | 7.50 | AV |
| 10380 | 43.50 | 9.70 | H | 53.20 | 68.20 | 15.00 | PK |
| 15570 | 45.23 | 14.62 | H | 59.85 | 73.98 | 14.13 | PK |
| 15570 | 31.87 | 14.62 | H | 46.49 | 53.98 | 7.49 | AV |

Notes:

1. Measuring frequencies from 1 GHz to the 10th harmonic of highest fundamental frequency.
2. Measurements above show only up to 6 maximum emissions noted, or would be lesser if no specific emissions from the EUT are recorded (ie: margin > 20 dB from the applicable limit) and considered that's already beyond the background noise floor.
3. Radiated emissions measured in frequency above 1000MHz were made with an instrument using Peak detector mode and average detector mode of the emission shown in Actual FS column.
4. Total = Reading Value + Antenna Factor + Cable Loss - Amp Gain
5. We have done all data rate in 802.11n_40 MHz BW. Worst case is 13.5 Mbps in 802.11n_40 MHz BW.
6. We have done x, y, z planes in EUT and horizontal and vertical polarization in detecting antenna.

| | | | | |
|---------------------------------|-------------------------------------|---------------------------|--|--|
| FCC PT.15.407 TEST REPORT | | FCC CERTIFICATION REPORT | | www.hct.co.kr |
| Test Report No. HCTR1402F011 | Date of Issue: February 12, 2014 | EUT Type: Mobile Phone | | FCC ID: A3LSMN7506V |



| | |
|---------------------|-------------------|
| Band : | UNII 1 |
| Operation Mode: | 802.11n_40 MHz BW |
| Transfer Rate: | 13.5 Mbps |
| Operating Frequency | 5230 MHz |
| Channel No. | 46 Ch |

| Frequency [MHz] | Reading dBuV | AN.+CL-Amp G. [dB] | ANT. POL [H/V] | Total [dBuV/m] | Limit [dBuV/m] | Margin [dB] | Detect |
|-----------------|--------------|--------------------|----------------|----------------|----------------|-------------|--------|
| 10460 | 41.85 | 10.26 | V | 52.11 | 68.20 | 16.09 | PK |
| 15690 | 45.51 | 14.33 | V | 59.84 | 73.98 | 14.14 | PK |
| 15690 | 32.98 | 14.33 | V | 47.31 | 53.98 | 6.67 | AV |
| 10460 | 42.78 | 10.26 | H | 53.04 | 68.20 | 15.16 | PK |
| 15690 | 45.52 | 14.33 | H | 59.85 | 73.98 | 14.13 | PK |
| 15690 | 32.99 | 14.33 | H | 47.32 | 53.98 | 6.66 | AV |

Notes:

1. Measuring frequencies from 1 GHz to the 10th harmonic of highest fundamental frequency.
2. Measurements above show only up to 6 maximum emissions noted, or would be lesser if no specific emissions from the EUT are recorded (ie: margin > 20 dB from the applicable limit) and considered that's already beyond the background noise floor.
3. Radiated emissions measured in frequency above 1000MHz were made with an instrument using Peak detector mode and average detector mode of the emission shown in Actual FS column.
4. Total = Reading Value + Antenna Factor + Cable Loss - Amp Gain
5. We have done all data rate in 802.11n_40 MHz BW. Worst case is 13.5 Mbps in 802.11n_40 MHz BW.
6. We have done x, y, z planes in EUT and horizontal and vertical polarization in detecting antenna.

| | | | | |
|---------------------------------|-------------------------------------|---------------------------|--|--|
| FCC PT.15.407 TEST REPORT | | FCC CERTIFICATION REPORT | | www.hct.co.kr |
| Test Report No. HCTR1402F011 | Date of Issue: February 12, 2014 | EUT Type: Mobile Phone | | FCC ID: A3LSMN7506V |



| | |
|---------------------|----------|
| Band : | UNII 2 |
| Operation Mode: | 802.11 a |
| Transfer Rate: | 6 Mbps |
| Operating Frequency | 5260 MHz |
| Channel No. | 52 Ch |

| Frequency [MHz] | Reading dBuV | AN.+CL-Amp G. [dB] | ANT. POL [H/V] | Total [dBuV/m] | Limit [dBuV/m] | Margin [dB] | Detect |
|-----------------|--------------|--------------------|----------------|----------------|----------------|-------------|--------|
| 10520 | 41.59 | 10.38 | V | 51.97 | 68.20 | 16.23 | PK |
| 15780 | 46.00 | 14.38 | V | 60.38 | 73.98 | 13.60 | PK |
| 15780 | 32.20 | 14.38 | V | 46.58 | 53.98 | 7.40 | AV |
| 10520 | 42.83 | 10.38 | H | 53.21 | 68.20 | 14.99 | PK |
| 15780 | 46.02 | 14.38 | H | 60.40 | 73.98 | 13.58 | PK |
| 15780 | 32.21 | 14.38 | H | 46.59 | 53.98 | 7.39 | AV |

Notes:

1. Measuring frequencies from 1 GHz to the 10th harmonic of highest fundamental frequency.
2. Measurements above show only up to 6 maximum emissions noted, or would be lesser if no specific emissions from the EUT are recorded (ie: margin > 20 dB from the applicable limit) and considered that's already beyond the background noise floor.
3. Radiated emissions measured in frequency above 1000MHz were made with an instrument using Peak detector mode and average detector mode of the emission shown in Actual FS column.
4. Total = Reading Value + Antenna Factor + Cable Loss - Amp Gain
5. We have done all data rate in 802.11a. Worst case is 6 Mbps in 802.11a.
6. We have done x, y, z planes in EUT and horizontal and vertical polarization in detecting antenna.

| | | | | |
|---------------------------------|-------------------------------------|---------------------------|--|--|
| FCC PT.15.407 TEST REPORT | | FCC CERTIFICATION REPORT | | www.hct.co.kr |
| Test Report No. HCTR1402F011 | Date of Issue: February 12, 2014 | EUT Type: Mobile Phone | | FCC ID: A3LSMN7506V |



| | |
|---------------------|----------|
| Band : | UNII 2 |
| Operation Mode: | 802.11 a |
| Transfer Rate: | 6 Mbps |
| Operating Frequency | 5300 MHz |
| Channel No. | 60 Ch |

| Frequency [MHz] | Reading dBuV | AN.+CL-Amp G. [dB] | ANT. POL [H/V] | Total [dBuV/m] | Limit [dBuV/m] | Margin [dB] | Detect |
|-----------------|--------------|--------------------|----------------|----------------|----------------|-------------|--------|
| 10600 | 42.02 | 10.39 | V | 52.41 | 73.98 | 21.57 | PK |
| 10600 | 33.89 | 10.39 | V | 44.28 | 53.98 | 9.70 | AV |
| 15900 | 44.95 | 14.00 | V | 58.95 | 73.98 | 15.03 | PK |
| 15900 | 30.89 | 14.00 | V | 44.89 | 53.98 | 9.09 | AV |
| 10600 | 42.74 | 10.39 | H | 53.13 | 73.98 | 20.85 | PK |
| 10600 | 34.71 | 10.39 | H | 45.10 | 53.98 | 8.88 | AV |
| 15900 | 44.97 | 14.00 | H | 58.97 | 73.98 | 15.01 | PK |
| 15900 | 30.94 | 14.00 | H | 44.94 | 53.98 | 9.04 | AV |

Notes:

1. Measuring frequencies from 1 GHz to the 10th harmonic of highest fundamental frequency.
2. Measurements above show only up to 6 maximum emissions noted, or would be lesser if no specific emissions from the EUT are recorded (ie: margin > 20 dB from the applicable limit) and considered that's already beyond the background noise floor.
3. Radiated emissions measured in frequency above 1000MHz were made with an instrument using Peak detector mode and average detector mode of the emission shown in Actual FS column.
4. Total = Reading Value + Antenna Factor + Cable Loss - Amp Gain
5. We have done all data rate in 802.11a. Worst case is 6 Mbps in 802.11a.
6. We have done x, y, z planes in EUT and horizontal and vertical polarization in detecting antenna.

| | | | | |
|---------------------------------|-------------------------------------|---------------------------|--|--|
| FCC PT.15.407 TEST REPORT | | FCC CERTIFICATION REPORT | | www.hct.co.kr |
| Test Report No. HCTR1402F011 | Date of Issue: February 12, 2014 | EUT Type: Mobile Phone | | FCC ID: A3LSMN7506V |



| | |
|---------------------|----------|
| Band : | UNII 2 |
| Operation Mode: | 802.11 a |
| Transfer Rate: | 6 Mbps |
| Operating Frequency | 5320 MHz |
| Channel No. | 64 Ch |

| Frequency [MHz] | Reading dBuV | AN.+CL-Amp G. [dB] | ANT. POL [H/V] | Total [dBuV/m] | Limit [dBuV/m] | Margin [dB] | Detect |
|-----------------|--------------|--------------------|----------------|----------------|----------------|-------------|--------|
| 10640 | 41.78 | 10.50 | V | 52.28 | 73.98 | 21.70 | PK |
| 10640 | 32.46 | 10.50 | V | 42.96 | 53.98 | 11.02 | AV |
| 15960 | 44.21 | 14.27 | V | 58.48 | 73.98 | 15.50 | PK |
| 15960 | 30.49 | 14.27 | V | 44.76 | 53.98 | 9.22 | AV |
| 10640 | 42.21 | 10.50 | H | 52.71 | 73.98 | 21.27 | PK |
| 10640 | 33.37 | 10.50 | H | 43.87 | 53.98 | 10.11 | AV |
| 15960 | 44.23 | 14.27 | H | 58.50 | 73.98 | 15.48 | PK |
| 15960 | 30.51 | 14.27 | H | 44.78 | 53.98 | 9.20 | AV |

Notes:

1. Measuring frequencies from 1 GHz to the 10th harmonic of highest fundamental frequency.
2. Measurements above show only up to 6 maximum emissions noted, or would be lesser if no specific emissions from the EUT are recorded (ie: margin > 20 dB from the applicable limit) and considered that's already beyond the background noise floor.
3. Radiated emissions measured in frequency above 1000MHz were made with an instrument using Peak detector mode and average detector mode of the emission shown in Actual FS column.
4. Total = Reading Value + Antenna Factor + Cable Loss - Amp Gain
5. We have done all data rate in 802.11a. Worst case is 6 Mbps in 802.11a.
6. We have done x, y, z planes in EUT and horizontal and vertical polarization in detecting antenna.

| | | | | |
|---------------------------------|-------------------------------------|---------------------------|--|--|
| FCC PT.15.407 TEST REPORT | | FCC CERTIFICATION REPORT | | www.hct.co.kr |
| Test Report No. HCTR1402F011 | Date of Issue: February 12, 2014 | EUT Type: Mobile Phone | | FCC ID: A3LSMN7506V |



| | |
|---------------------|--------------------|
| Band : | UNII 2 |
| Operation Mode: | 802.11 n_20 MHz BW |
| Transfer Rate: | 6.5 Mbps |
| Operating Frequency | 5260 MHz |
| Channel No. | 52 Ch |

| Frequency [MHz] | Reading dBuV | AN.+CL-Amp G. [dB] | ANT. POL [H/V] | Total [dBuV/m] | Limit [dBuV/m] | Margin [dB] | Detect |
|-----------------|--------------|--------------------|----------------|----------------|----------------|-------------|--------|
| 10520 | 42.23 | 10.38 | V | 52.61 | 68.20 | 15.59 | PK |
| 15780 | 47.00 | 14.38 | V | 61.38 | 73.98 | 12.60 | PK |
| 15780 | 32.20 | 14.38 | V | 46.58 | 53.98 | 7.40 | AV |
| 10520 | 43.15 | 10.38 | H | 53.53 | 68.20 | 14.67 | PK |
| 15780 | 47.02 | 14.38 | H | 61.40 | 73.98 | 12.58 | PK |
| 15780 | 32.21 | 14.38 | H | 46.59 | 53.98 | 7.39 | AV |

Notes:

1. Measuring frequencies from 1 GHz to the 10th harmonic of highest fundamental frequency.
2. Measurements above show only up to 6 maximum emissions noted, or would be lesser if no specific emissions from the EUT are recorded (ie: margin > 20 dB from the applicable limit) and considered that's already beyond the background noise floor.
3. Radiated emissions measured in frequency above 1000MHz were made with an instrument using Peak detector mode and average detector mode of the emission shown in Actual FS column.
4. Total = Reading Value + Antenna Factor + Cable Loss - Amp Gain
5. We have done all data rate in 802.11n_20 MHz BW. Worst case is 6.5 Mbps in 802.11n_20 MHz BW.
6. We have done x, y, z planes in EUT and horizontal and vertical polarization in detecting antenna.

| | | | | |
|---------------------------------|-------------------------------------|---------------------------|--|--|
| FCC PT.15.407 TEST REPORT | | FCC CERTIFICATION REPORT | | www.hct.co.kr |
| Test Report No. HCTR1402F011 | Date of Issue: February 12, 2014 | EUT Type: Mobile Phone | | FCC ID: A3LSMN7506V |



| | |
|---------------------|--------------------|
| Band : | UNII 2 |
| Operation Mode: | 802.11 n_20 MHz BW |
| Transfer Rate: | 6.5 Mbps |
| Operating Frequency | 5300 MHz |
| Channel No. | 60 Ch |

| Frequency [MHz] | Reading dBuV | AN.+CL-Amp G. [dB] | ANT. POL [H/V] | Total [dBuV/m] | Limit [dBuV/m] | Margin [dB] | Detect |
|-----------------|--------------|--------------------|----------------|----------------|----------------|-------------|--------|
| 10600 | 42.12 | 10.39 | V | 52.51 | 73.98 | 21.47 | PK |
| 10600 | 33.89 | 10.39 | V | 44.28 | 53.98 | 9.70 | AV |
| 15900 | 44.50 | 14.00 | V | 58.50 | 73.98 | 15.48 | PK |
| 15900 | 30.75 | 14.00 | V | 44.75 | 53.98 | 9.23 | AV |
| 10600 | 42.68 | 10.39 | H | 53.07 | 73.98 | 20.91 | PK |
| 10600 | 34.71 | 10.39 | H | 45.10 | 53.98 | 8.88 | AV |
| 15900 | 44.52 | 14.00 | H | 58.52 | 73.98 | 15.46 | PK |
| 15900 | 30.77 | 14.00 | H | 44.77 | 53.98 | 9.21 | AV |

Notes:

1. Measuring frequencies from 1 GHz to the 10th harmonic of highest fundamental frequency.
2. Measurements above show only up to 6 maximum emissions noted, or would be lesser if no specific emissions from the EUT are recorded (ie: margin > 20 dB from the applicable limit) and considered that's already beyond the background noise floor.
3. Radiated emissions measured in frequency above 1000MHz were made with an instrument using Peak detector mode and average detector mode of the emission shown in Actual FS column.
4. Total = Reading Value + Antenna Factor + Cable Loss - Amp Gain
5. We have done all data rate in 802.11n_20 MHz BW. Worst case is 6.5 Mbps in 802.11n_20 MHz BW.
6. We have done x, y, z planes in EUT and horizontal and vertical polarization in detecting antenna.

| | | | | |
|---------------------------------|-------------------------------------|---------------------------|--|--|
| FCC PT.15.407 TEST REPORT | | FCC CERTIFICATION REPORT | | www.hct.co.kr |
| Test Report No. HCTR1402F011 | Date of Issue: February 12, 2014 | EUT Type: Mobile Phone | | FCC ID: A3LSMN7506V |



| | |
|---------------------|--------------------|
| Band : | UNII 2 |
| Operation Mode: | 802.11 n_20 MHz BW |
| Transfer Rate: | 6.5 Mbps |
| Operating Frequency | 5320 MHz |
| Channel No. | 64 Ch |

| Frequency [MHz] | Reading dBuV | AN.+CL-Amp G. [dB] | ANT. POL [H/V] | Total [dBuV/m] | Limit [dBuV/m] | Margin [dB] | Detect |
|-----------------|--------------|--------------------|----------------|----------------|----------------|-------------|--------|
| 10640 | 41.69 | 10.50 | V | 52.19 | 73.98 | 21.79 | PK |
| 10640 | 32.89 | 10.50 | V | 43.39 | 53.98 | 10.59 | AV |
| 15960 | 43.72 | 14.27 | V | 57.99 | 73.98 | 15.99 | PK |
| 15960 | 30.49 | 14.27 | V | 44.76 | 53.98 | 9.22 | AV |
| 10640 | 42.11 | 10.50 | H | 52.61 | 73.98 | 21.37 | PK |
| 10640 | 33.67 | 10.50 | H | 44.17 | 53.98 | 9.81 | AV |
| 15960 | 43.73 | 14.27 | H | 58.00 | 73.98 | 15.98 | PK |
| 15960 | 30.51 | 14.27 | H | 44.78 | 53.98 | 9.20 | AV |

Notes:

1. Measuring frequencies from 1 GHz to the 10th harmonic of highest fundamental frequency.
2. Measurements above show only up to 6 maximum emissions noted, or would be lesser if no specific emissions from the EUT are recorded (ie: margin > 20 dB from the applicable limit) and considered that's already beyond the background noise floor.
3. Radiated emissions measured in frequency above 1000MHz were made with an instrument using Peak detector mode and average detector mode of the emission shown in Actual FS column.
4. Total = Reading Value + Antenna Factor + Cable Loss - Amp Gain
5. We have done all data rate in 802.11n_20 MHz BW. Worst case is 6.5 Mbps in 802.11n_20 MHz BW.
6. We have done x, y, z planes in EUT and horizontal and vertical polarization in detecting antenna.

| | | | | |
|---------------------------------|-------------------------------------|---------------------------|--|--|
| FCC PT.15.407 TEST REPORT | | FCC CERTIFICATION REPORT | | www.hct.co.kr |
| Test Report No. HCTR1402F011 | Date of Issue: February 12, 2014 | EUT Type: Mobile Phone | | FCC ID: A3LSMN7506V |



| | |
|---------------------|-------------------|
| Band : | UNII 2 |
| Operation Mode: | 802.11n_40 MHz BW |
| Transfer Rate: | 13.5 Mbps |
| Operating Frequency | 5270 MHz |
| Channel No. | 54 Ch |

| Frequency [MHz] | Reading dBuV | AN.+CL-Amp G. [dB] | ANT. POL [H/V] | Total [dBuV/m] | Limit [dBuV/m] | Margin [dB] | Detect |
|-----------------|--------------|--------------------|----------------|----------------|----------------|-------------|--------|
| 10540 | 41.78 | 10.55 | V | 52.33 | 68.20 | 15.87 | PK |
| 15810 | 46.19 | 14.26 | V | 60.45 | 73.98 | 13.53 | PK |
| 15810 | 32.43 | 14.26 | V | 46.69 | 53.98 | 7.29 | AV |
| 10540 | 42.62 | 10.55 | H | 53.17 | 68.20 | 15.03 | PK |
| 15810 | 46.21 | 14.26 | H | 60.47 | 73.98 | 13.51 | PK |
| 15810 | 32.44 | 14.26 | H | 46.70 | 53.98 | 7.28 | AV |

Notes:

1. Measuring frequencies from 1 GHz to the 10th harmonic of highest fundamental frequency.
2. Measurements above show only up to 6 maximum emissions noted, or would be lesser if no specific emissions from the EUT are recorded (ie: margin > 20 dB from the applicable limit) and considered that's already beyond the background noise floor.
3. Radiated emissions measured in frequency above 1000MHz were made with an instrument using Peak detector mode and average detector mode of the emission shown in Actual FS column.
4. Total = Reading Value + Antenna Factor + Cable Loss - Amp Gain
5. We have done all data rate in 802.11n_40 MHz BW. Worst case is 13.5 Mbps in 802.11n_40 MHz BW.
6. We have done x, y, z planes in EUT and horizontal and vertical polarization in detecting antenna.

| | | | | |
|---------------------------------|-------------------------------------|---------------------------|--|--|
| FCC PT.15.407 TEST REPORT | | FCC CERTIFICATION REPORT | | www.hct.co.kr |
| Test Report No. HCTR1402F011 | Date of Issue: February 12, 2014 | EUT Type: Mobile Phone | | FCC ID: A3LSMN7506V |



| | |
|---------------------|-------------------|
| Band : | UNII 2 |
| Operation Mode: | 802.11n_40 MHz BW |
| Transfer Rate: | 13.5 Mbps |
| Operating Frequency | 5310 MHz |
| Channel No. | 62 Ch |

| Frequency [MHz] | Reading dBuV | AN.+CL-Amp G. [dB] | ANT. POL [H/V] | Total [dBuV/m] | Limit [dBuV/m] | Margin [dB] | Detect |
|-----------------|--------------|--------------------|----------------|----------------|----------------|-------------|--------|
| 10620 | 42.01 | 10.25 | V | 52.26 | 73.98 | 21.72 | PK |
| 10620 | 33.59 | 10.25 | V | 43.84 | 53.98 | 10.14 | AV |
| 15930 | 44.04 | 13.62 | V | 57.66 | 73.98 | 16.32 | PK |
| 15930 | 31.15 | 13.62 | V | 44.77 | 53.98 | 9.21 | AV |
| 10620 | 42.47 | 10.25 | H | 52.72 | 73.98 | 21.26 | PK |
| 10620 | 34.42 | 10.25 | H | 44.67 | 53.98 | 9.31 | AV |
| 15930 | 44.06 | 13.62 | H | 57.68 | 73.98 | 16.30 | PK |
| 15930 | 31.17 | 13.62 | H | 44.79 | 53.98 | 9.19 | AV |

Notes:

1. Measuring frequencies from 1 GHz to the 10th harmonic of highest fundamental frequency.
2. Measurements above show only up to 6 maximum emissions noted, or would be lesser if no specific emissions from the EUT are recorded (ie: margin > 20 dB from the applicable limit) and considered that's already beyond the background noise floor.
3. Radiated emissions measured in frequency above 1000MHz were made with an instrument using Peak detector mode and average detector mode of the emission shown in Actual FS column.
4. Total = Reading Value + Antenna Factor + Cable Loss - Amp Gain
5. We have done all data rate in 802.11n_40 MHz BW. Worst case is 13.5 Mbps in 802.11n_40 MHz BW.
6. We have done x, y, z planes in EUT and horizontal and vertical polarization in detecting antenna.

| | | | | |
|---------------------------------|-------------------------------------|---------------------------|--|--|
| FCC PT.15.407 TEST REPORT | | FCC CERTIFICATION REPORT | | www.hct.co.kr |
| Test Report No. HCTR1402F011 | Date of Issue: February 12, 2014 | EUT Type: Mobile Phone | | FCC ID: A3LSMN7506V |



| | |
|---------------------|----------|
| Band : | UNII 2e |
| Operation Mode: | 802.11 a |
| Transfer Rate: | 6 Mbps |
| Operating Frequency | 5500 MHz |
| Channel No. | 100 Ch |

| Frequency [MHz] | Reading dBuV | AN.+CL-Amp G. [dB] | ANT. POL [H/V] | Total [dBuV/m] | Limit [dBuV/m] | Margin [dB] | Detect |
|-----------------|--------------|--------------------|----------------|----------------|----------------|-------------|--------|
| 11000 | 45.16 | 11.28 | V | 56.44 | 73.98 | 17.54 | PK |
| 11000 | 39.14 | 11.28 | V | 50.42 | 53.98 | 3.56 | AV |
| 16500 | 45.48 | 14.19 | V | 59.67 | 68.20 | 8.53 | PK |
| 11000 | 44.76 | 11.28 | H | 56.04 | 73.98 | 17.94 | PK |
| 11000 | 38.21 | 11.28 | H | 49.49 | 53.98 | 4.49 | AV |
| 16500 | 45.47 | 14.19 | H | 59.66 | 68.20 | 8.54 | PK |

Notes:

1. Measuring frequencies from 1 GHz to the 10th harmonic of highest fundamental frequency.
2. Measurements above show only up to 6 maximum emissions noted, or would be lesser if no specific emissions from the EUT are recorded (ie: margin > 20 dB from the applicable limit) and considered that's already beyond the background noise floor.
3. Radiated emissions measured in frequency above 1000MHz were made with an instrument using Peak detector mode and average detector mode of the emission shown in Actual FS column.
4. Total = Reading Value + Antenna Factor + Cable Loss - Amp Gain
5. We have done all data rate in 802.11a. Worst case is 6 Mbps in 802.11a.
6. We have done x, y, z planes in EUT and horizontal and vertical polarization in detecting antenna.

| | | | | |
|---------------------------------|-------------------------------------|---------------------------|--|--|
| FCC PT.15.407 TEST REPORT | | FCC CERTIFICATION REPORT | | www.hct.co.kr |
| Test Report No. HCTR1402F011 | Date of Issue: February 12, 2014 | EUT Type: Mobile Phone | | FCC ID: A3LSMN7506V |



| | |
|---------------------|----------|
| Band : | UNII 2e |
| Operation Mode: | 802.11 a |
| Transfer Rate: | 6 Mbps |
| Operating Frequency | 5580 MHz |
| Channel No. | 116 Ch |

| Frequency [MHz] | Reading dBuV | AN.+CL-Amp G. [dB] | ANT. POL [H/V] | Total [dBuV/m] | Limit [dBuV/m] | Margin [dB] | Detect |
|-----------------|--------------|--------------------|----------------|----------------|----------------|-------------|--------|
| 11160 | 44.89 | 11.10 | V | 55.99 | 73.98 | 17.99 | PK |
| 11160 | 39.74 | 11.10 | V | 50.84 | 53.98 | 3.14 | AV |
| 16740 | 45.54 | 15.70 | V | 61.24 | 68.20 | 6.96 | PK |
| 11160 | 44.23 | 11.10 | H | 55.33 | 73.98 | 18.65 | PK |
| 11160 | 38.89 | 11.10 | H | 49.99 | 53.98 | 3.99 | AV |
| 16740 | 45.52 | 15.70 | H | 61.22 | 68.20 | 6.98 | PK |

Notes:

1. Measuring frequencies from 1 GHz to the 10th harmonic of highest fundamental frequency.
2. Measurements above show only up to 6 maximum emissions noted, or would be lesser if no specific emissions from the EUT are recorded (ie: margin > 20 dB from the applicable limit) and considered that's already beyond the background noise floor.
3. Radiated emissions measured in frequency above 1000MHz were made with an instrument using Peak detector mode and average detector mode of the emission shown in Actual FS column.
4. Total = Reading Value + Antenna Factor + Cable Loss - Amp Gain
5. We have done all data rate in 802.11a. Worst case is 6 Mbps in 802.11a.
6. We have done x, y, z planes in EUT and horizontal and vertical polarization in detecting antenna.

| | | | | |
|---------------------------------|-------------------------------------|---------------------------|--|--|
| FCC PT.15.407 TEST REPORT | | FCC CERTIFICATION REPORT | | www.hct.co.kr |
| Test Report No. HCTR1402F011 | Date of Issue: February 12, 2014 | EUT Type: Mobile Phone | | FCC ID: A3LSMN7506V |



| | |
|---------------------|----------|
| Band : | UNII 2e |
| Operation Mode: | 802.11 a |
| Transfer Rate: | 6 Mbps |
| Operating Frequency | 5700 MHz |
| Channel No. | 140 Ch |

| Frequency [MHz] | Reading dBuV | AN.+CL-Amp G. [dB] | ANT. POL [H/V] | Total [dBuV/m] | Limit [dBuV/m] | Margin [dB] | Detect |
|-----------------|--------------|--------------------|----------------|----------------|----------------|-------------|--------|
| 11400 | 42.87 | 10.97 | V | 53.84 | 73.98 | 20.14 | PK |
| 11400 | 37.14 | 10.97 | V | 48.11 | 53.98 | 5.87 | AV |
| 17100 | 45.01 | 17.82 | V | 62.83 | 68.20 | 5.37 | PK |
| 11400 | 42.38 | 10.97 | H | 53.35 | 73.98 | 20.63 | PK |
| 11400 | 36.24 | 10.97 | H | 47.21 | 53.98 | 6.77 | AV |
| 17100 | 45.00 | 17.82 | H | 62.82 | 68.20 | 5.38 | PK |

Notes:

1. Measuring frequencies from 1 GHz to the 10th harmonic of highest fundamental frequency.
2. Measurements above show only up to 6 maximum emissions noted, or would be lesser if no specific emissions from the EUT are recorded (ie: margin > 20 dB from the applicable limit) and considered that's already beyond the background noise floor.
3. Radiated emissions measured in frequency above 1000MHz were made with an instrument using Peak detector mode and average detector mode of the emission shown in Actual FS column.
4. Total = Reading Value + Antenna Factor + Cable Loss - Amp Gain
5. We have done all data rate in 802.11a. Worst case is 6 Mbps in 802.11a.
6. We have done x, y, z planes in EUT and horizontal and vertical polarization in detecting antenna.

| | | | | |
|---------------------------------|-------------------------------------|---------------------------|--|--|
| FCC PT.15.407 TEST REPORT | | FCC CERTIFICATION REPORT | | www.hct.co.kr |
| Test Report No. HCTR1402F011 | Date of Issue: February 12, 2014 | EUT Type: Mobile Phone | | FCC ID: A3LSMN7506V |



| | |
|---------------------|--------------------|
| Band : | UNII 2e |
| Operation Mode: | 802.11 n_20 MHz BW |
| Transfer Rate: | 6.5 Mbps |
| Operating Frequency | 5500 MHz |
| Channel No. | 100 Ch |

| Frequency [MHz] | Reading dBuV | AN.+CL-Amp G. [dB] | ANT. POL [H/V] | Total [dBuV/m] | Limit [dBuV/m] | Margin [dB] | Detect |
|-----------------|--------------|--------------------|----------------|----------------|----------------|-------------|--------|
| 11000 | 44.84 | 11.28 | V | 56.12 | 73.98 | 17.86 | PK |
| 11000 | 39.08 | 11.28 | V | 50.36 | 53.98 | 3.62 | AV |
| 16500 | 45.59 | 14.19 | V | 59.78 | 68.20 | 8.42 | PK |
| 11000 | 44.36 | 11.28 | H | 55.64 | 73.98 | 18.34 | PK |
| 11000 | 38.12 | 11.28 | H | 49.40 | 53.98 | 4.58 | AV |
| 16500 | 45.57 | 14.19 | H | 59.76 | 68.20 | 8.44 | PK |

Notes:

1. Measuring frequencies from 1 GHz to the 10th harmonic of highest fundamental frequency.
2. Measurements above show only up to 6 maximum emissions noted, or would be lesser if no specific emissions from the EUT are recorded (ie: margin > 20 dB from the applicable limit) and considered that's already beyond the background noise floor.
3. Radiated emissions measured in frequency above 1000MHz were made with an instrument using Peak detector mode and average detector mode of the emission shown in Actual FS column.
4. Total = Reading Value + Antenna Factor + Cable Loss - Amp Gain
5. We have done all data rate in 802.11n_20 MHz BW. Worst case is 6.5 Mbps in 802.11n_20 MHz BW.
6. We have done x, y, z planes in EUT and horizontal and vertical polarization in detecting antenna.

| | | | | |
|---------------------------------|-------------------------------------|---------------------------|--|--|
| FCC PT.15.407 TEST REPORT | | FCC CERTIFICATION REPORT | | www.hct.co.kr |
| Test Report No. HCTR1402F011 | Date of Issue: February 12, 2014 | EUT Type: Mobile Phone | | FCC ID: A3LSMN7506V |



| | |
|---------------------|--------------------|
| Band : | UNII 2e |
| Operation Mode: | 802.11 n_20 MHz BW |
| Transfer Rate: | 6.5 Mbps |
| Operating Frequency | 5580 MHz |
| Channel No. | 116 Ch |

| Frequency [MHz] | Reading dBuV | AN.+CL-Amp G. [dB] | ANT. POL [H/V] | Total [dBuV/m] | Limit [dBuV/m] | Margin [dB] | Detect |
|-----------------|--------------|--------------------|----------------|----------------|----------------|-------------|--------|
| 11160 | 45.22 | 11.10 | V | 56.32 | 73.98 | 17.66 | PK |
| 11160 | 39.72 | 11.10 | V | 50.82 | 53.98 | 3.16 | AV |
| 16740 | 45.55 | 15.70 | V | 61.25 | 68.20 | 6.95 | PK |
| 11160 | 44.69 | 11.10 | H | 55.79 | 73.98 | 18.19 | PK |
| 11160 | 38.89 | 11.10 | H | 49.99 | 53.98 | 3.99 | AV |
| 16740 | 45.53 | 15.70 | H | 61.23 | 68.20 | 6.97 | PK |

Notes:

1. Measuring frequencies from 1 GHz to the 10th harmonic of highest fundamental frequency.
2. Measurements above show only up to 6 maximum emissions noted, or would be lesser if no specific emissions from the EUT are recorded (ie: margin > 20 dB from the applicable limit) and considered that's already beyond the background noise floor.
3. Radiated emissions measured in frequency above 1000MHz were made with an instrument using Peak detector mode and average detector mode of the emission shown in Actual FS column.
4. Total = Reading Value + Antenna Factor + Cable Loss - Amp Gain
5. We have done all data rate in 802.11n_20 MHz BW. Worst case is 6.5 Mbps in 802.11n_20 MHz BW.
6. We have done x, y, z planes in EUT and horizontal and vertical polarization in detecting antenna.

| | | | | |
|---------------------------------|-------------------------------------|---------------------------|--|--|
| FCC PT.15.407 TEST REPORT | | FCC CERTIFICATION REPORT | | www.hct.co.kr |
| Test Report No. HCTR1402F011 | Date of Issue: February 12, 2014 | EUT Type: Mobile Phone | | FCC ID: A3LSMN7506V |



| | |
|---------------------|--------------------|
| Band : | UNII 2e |
| Operation Mode: | 802.11 n_20 MHz BW |
| Transfer Rate: | 6.5 Mbps |
| Operating Frequency | 5700 MHz |
| Channel No. | 140 Ch |

| Frequency [MHz] | Reading dBuV | AN.+CL-Amp G. [dB] | ANT. POL [H/V] | Total [dBuV/m] | Limit [dBuV/m] | Margin [dB] | Detect |
|-----------------|--------------|--------------------|----------------|----------------|----------------|-------------|--------|
| 11400 | 43.04 | 10.97 | V | 54.01 | 73.98 | 19.97 | PK |
| 11400 | 37.17 | 10.97 | V | 48.14 | 53.98 | 5.84 | AV |
| 17100 | 45.31 | 17.82 | V | 63.13 | 68.20 | 5.07 | PK |
| 11400 | 42.59 | 10.97 | H | 53.56 | 73.98 | 20.42 | PK |
| 11400 | 36.23 | 10.97 | H | 47.20 | 53.98 | 6.78 | AV |
| 17100 | 45.29 | 17.82 | H | 63.11 | 68.20 | 5.09 | PK |

Notes:

1. Measuring frequencies from 1 GHz to the 10th harmonic of highest fundamental frequency.
2. Measurements above show only up to 6 maximum emissions noted, or would be lesser if no specific emissions from the EUT are recorded (ie: margin > 20 dB from the applicable limit) and considered that's already beyond the background noise floor.
3. Radiated emissions measured in frequency above 1000MHz were made with an instrument using Peak detector mode and average detector mode of the emission shown in Actual FS column.
4. Total = Reading Value + Antenna Factor + Cable Loss - Amp Gain
5. We have done all data rate in 802.11n_20 MHz BW. Worst case is 6.5 Mbps in 802.11n_20 MHz BW.
6. We have done x, y, z planes in EUT and horizontal and vertical polarization in detecting antenna.

| | | | | |
|---------------------------------|-------------------------------------|---------------------------|--|--|
| FCC PT.15.407 TEST REPORT | | FCC CERTIFICATION REPORT | | www.hct.co.kr |
| Test Report No. HCTR1402F011 | Date of Issue: February 12, 2014 | EUT Type: Mobile Phone | | FCC ID: A3LSMN7506V |



| | |
|---------------------|-------------------|
| Band : | UNII 2e |
| Operation Mode: | 802.11n_40 MHz BW |
| Transfer Rate: | 13.5 Mbps |
| Operating Frequency | 5510 MHz |
| Channel No. | 102 Ch |

| Frequency [MHz] | Reading dBuV | AN.+CL-Amp G. [dB] | ANT. POL [H/V] | Total [dBuV/m] | Limit [dBuV/m] | Margin [dB] | Detect |
|-----------------|--------------|--------------------|----------------|----------------|----------------|-------------|--------|
| 11020 | 44.75 | 11.28 | V | 56.03 | 73.98 | 17.95 | PK |
| 11020 | 39.11 | 11.28 | V | 50.39 | 53.98 | 3.59 | AV |
| 16530 | 45.27 | 14.83 | V | 60.10 | 68.20 | 8.10 | PK |
| 11020 | 44.31 | 11.28 | H | 55.59 | 73.98 | 18.39 | PK |
| 11020 | 38.28 | 11.28 | H | 49.56 | 53.98 | 4.42 | AV |
| 16530 | 45.25 | 14.83 | H | 60.08 | 68.20 | 8.12 | PK |

Notes:

1. Measuring frequencies from 1 GHz to the 10th harmonic of highest fundamental frequency.
2. Measurements above show only up to 6 maximum emissions noted, or would be lesser if no specific emissions from the EUT are recorded (ie: margin > 20 dB from the applicable limit) and considered that's already beyond the background noise floor.
3. Radiated emissions measured in frequency above 1000MHz were made with an instrument using Peak detector mode and average detector mode of the emission shown in Actual FS column.
4. Total = Reading Value + Antenna Factor + Cable Loss - Amp Gain
5. We have done all data rate in 802.11n_40 MHz BW. Worst case is 13.5 Mbps in 802.11n_40 MHz BW.
6. We have done x, y, z planes in EUT and horizontal and vertical polarization in detecting antenna.

| | | | | |
|---------------------------------|-------------------------------------|---------------------------|--|--|
| FCC PT.15.407 TEST REPORT | | FCC CERTIFICATION REPORT | | www.hct.co.kr |
| Test Report No. HCTR1402F011 | Date of Issue: February 12, 2014 | EUT Type: Mobile Phone | | FCC ID: A3LSMN7506V |



| | |
|---------------------|-------------------|
| Band : | UNII 2e |
| Operation Mode: | 802.11n_40 MHz BW |
| Transfer Rate: | 13.5 Mbps |
| Operating Frequency | 5550 MHz |
| Channel No. | 110 Ch |

| Frequency [MHz] | Reading dBuV | AN.+CL-Amp G. [dB] | ANT. POL [H/V] | Total [dBuV/m] | Limit [dBuV/m] | Margin [dB] | Detect |
|-----------------|--------------|--------------------|----------------|----------------|----------------|-------------|--------|
| 11180 | 44.78 | 11.12 | V | 55.90 | 73.98 | 18.08 | PK |
| 11180 | 39.08 | 11.12 | V | 50.20 | 53.98 | 3.78 | AV |
| 16770 | 45.38 | 16.52 | V | 61.90 | 68.20 | 6.30 | PK |
| 11180 | 44.31 | 11.12 | H | 55.43 | 73.98 | 18.55 | PK |
| 11180 | 38.20 | 11.12 | H | 49.32 | 53.98 | 4.66 | AV |
| 16770 | 45.36 | 16.52 | H | 61.88 | 68.20 | 6.32 | PK |

Notes:

1. Measuring frequencies from 1 GHz to the 10th harmonic of highest fundamental frequency.
2. Measurements above show only up to 6 maximum emissions noted, or would be lesser if no specific emissions from the EUT are recorded (ie: margin > 20 dB from the applicable limit) and considered that's already beyond the background noise floor.
3. Radiated emissions measured in frequency above 1000MHz were made with an instrument using Peak detector mode and average detector mode of the emission shown in Actual FS column.
4. Total = Reading Value + Antenna Factor + Cable Loss - Amp Gain
5. We have done all data rate in 802.11n_40 MHz BW. Worst case is 13.5 Mbps in 802.11n_40 MHz BW.
6. We have done x, y, z planes in EUT and horizontal and vertical polarization in detecting antenna.

| | | | | |
|---------------------------------|-------------------------------------|---------------------------|--|--|
| FCC PT.15.407 TEST REPORT | | FCC CERTIFICATION REPORT | | www.hct.co.kr |
| Test Report No. HCTR1402F011 | Date of Issue: February 12, 2014 | EUT Type: Mobile Phone | | FCC ID: A3LSMN7506V |



| | |
|---------------------|-------------------|
| Band : | UNII 2e |
| Operation Mode: | 802.11n_40 MHz BW |
| Transfer Rate: | 13.5 Mbps |
| Operating Frequency | 5670 MHz |
| Channel No. | 134 Ch |

| Frequency [MHz] | Reading dBuV | AN.+CL-Amp G. [dB] | ANT. POL [H/V] | Total [dBuV/m] | Limit [dBuV/m] | Margin [dB] | Detect |
|-----------------|--------------|--------------------|----------------|----------------|----------------|-------------|--------|
| 11340 | 43.39 | 10.86 | V | 54.25 | 73.98 | 19.73 | PK |
| 11340 | 38.17 | 10.86 | V | 49.03 | 53.98 | 4.95 | AV |
| 17010 | 44.65 | 18.15 | V | 62.80 | 68.20 | 5.40 | PK |
| 11340 | 42.89 | 10.86 | H | 53.75 | 73.98 | 20.23 | PK |
| 11340 | 37.33 | 10.86 | H | 48.19 | 53.98 | 5.79 | AV |
| 17010 | 44.62 | 18.15 | H | 62.77 | 68.20 | 5.43 | PK |

Notes:

1. Measuring frequencies from 1 GHz to the 10th harmonic of highest fundamental frequency.
2. Measurements above show only up to 6 maximum emissions noted, or would be lesser if no specific emissions from the EUT are recorded (ie: margin > 20 dB from the applicable limit) and considered that's already beyond the background noise floor.
3. Radiated emissions measured in frequency above 1000MHz were made with an instrument using Peak detector mode and average detector mode of the emission shown in Actual FS column.
4. Total = Reading Value + Antenna Factor + Cable Loss - Amp Gain
5. We have done all data rate in 802.11n_40 MHz BW. Worst case is 13.5 Mbps in 802.11n_40 MHz BW.
6. We have done x, y, z planes in EUT and horizontal and vertical polarization in detecting antenna.

| | | | | |
|---------------------------------|-------------------------------------|---------------------------|--|--|
| FCC PT.15.407 TEST REPORT | | FCC CERTIFICATION REPORT | | www.hct.co.kr |
| Test Report No. HCTR1402F011 | Date of Issue: February 12, 2014 | EUT Type: Mobile Phone | | FCC ID: A3LSMN7506V |



8.7.2 RADIATED RESTRICTED BAND EDGE MEASUREMENTS

Test Requirements and limit, §15.247(d) §15.205, §15.209

In any 100 kHz bandwidth outside the frequency band in which the spread spectrum is operating, the radio frequency power that is produced by the intentional radiator shall be at least 20 dB below that in the 100 kHz bandwidth within the band that contains the highest level of the desired power, based on either an RF conducted or a radiated measurement. Attenuation below the general limits specified in Section 15.209(a) is not required. In addition, radiated emissions which fall in the restricted bands, as defined in Section 15.205(a), must also comply with the radiated emission limits specified in section 15.209(a) (See section 15.205(c)).

| | |
|---------------------|----------|
| Band : | UNII 1 |
| Operation Mode: | 802.11 a |
| Transfer Rate: | 6 Mbps |
| Operating Frequency | 5180 MHz |
| Channel No. | 36 Ch |

| Frequency [MHz] | Reading dBuV | AN.+CL+AMP+ATT. [dB] | ANT. POL [H/V] | Total [dBuV/m] | Limit [dBuV/m] | Margin [dB] | Detect |
|-----------------|--------------|----------------------|----------------|----------------|----------------|-------------|--------|
| 5150 | 53.47 | -0.51 | H | 52.96 | 73.98 | 21.02 | PK |
| 5150 | 40.44 | -0.51 | H | 39.93 | 53.98 | 14.05 | AV |
| 5150 | 55.81 | -0.51 | V | 55.30 | 73.98 | 18.68 | PK |
| 5150 | 41.93 | -0.51 | V | 41.42 | 53.98 | 12.56 | AV |

| | |
|---------------------|--------------------|
| Band : | UNII 1 |
| Operation Mode: | 802.11 n_20 MHz BW |
| Transfer Rate: | 6.5 Mbps |
| Operating Frequency | 5180 MHz |
| Channel No. | 36 Ch |

| Frequency [MHz] | Reading dBuV | AN.+CL+AMP+ATT. [dB] | ANT. POL [H/V] | Total [dBuV/m] | Limit [dBuV/m] | Margin [dB] | Detect |
|-----------------|--------------|----------------------|----------------|----------------|----------------|-------------|--------|
| 5150 | 53.59 | -0.51 | H | 53.08 | 73.98 | 20.90 | PK |
| 5150 | 40.57 | -0.51 | H | 40.06 | 53.98 | 13.92 | AV |
| 5150 | 54.75 | -0.51 | V | 54.24 | 73.98 | 19.74 | PK |
| 5150 | 42.12 | -0.51 | V | 41.61 | 53.98 | 12.37 | AV |

| | | | |
|---------------------------------|-------------------------------------|---------------------------|--|
| FCC PT.15.407 TEST REPORT | FCC CERTIFICATION REPORT | | www.hct.co.kr |
| Test Report No. HCTR1402F011 | Date of Issue: February 12, 2014 | EUT Type: Mobile Phone | FCC ID: A3LSMN7506V |



Band : UNII 1
 Operation Mode: 802.11n_40 MHz BW
 Transfer Rate: 13.5 Mbps
 Operating Frequency 5190 MHz
 Channel No. 38 Ch

| Frequency [MHz] | Reading dBuV | AN.+CL+AMP+ATT. [dB] | ANT. POL [H/V] | Total [dBuV/m] | Limit [dBuV/m] | Margin [dB] | Detect |
|-----------------|--------------|----------------------|----------------|----------------|----------------|-------------|--------|
| 5150 | 64.59 | -0.51 | H | 64.08 | 73.98 | 9.90 | PK |
| 5150 | 44.57 | -0.51 | H | 44.06 | 53.98 | 9.92 | AV |
| 5150 | 65.51 | -0.51 | V | 65 | 73.98 | 8.98 | PK |
| 5150 | 46.73 | -0.51 | V | 46.22 | 53.98 | 7.76 | AV |

Band : UNII 2
 Operation Mode: 802.11 a
 Transfer Rate: 6 Mbps
 Operating Frequency 5320 MHz
 Channel No. 64 Ch

| Frequency [MHz] | Reading dBuV | AN.+CL+AMP+ATT. [dB] | ANT. POL [H/V] | Total [dBuV/m] | Limit [dBuV/m] | Margin [dB] | Detect |
|-----------------|--------------|----------------------|----------------|----------------|----------------|-------------|--------|
| 5350 | 53.18 | -0.19 | H | 52.99 | 73.98 | 20.99 | PK |
| 5350 | 38.88 | -0.19 | H | 38.69 | 53.98 | 15.29 | AV |
| 5350 | 56.63 | -0.19 | V | 56.44 | 73.98 | 17.54 | PK |
| 5350 | 41.00 | -0.19 | V | 40.81 | 53.98 | 13.17 | AV |



Band : UNII 2
 Operation Mode: 802.11 n_20 MHz BW
 Transfer Rate: 6 Mbps
 Operating Frequency 5320 MHz
 Channel No. 64 Ch

| Frequency [MHz] | Reading dBuV | AN.+CL+AMP+ATT. [dB] | ANT. POL [H/V] | Total [dBuV/m] | Limit [dBuV/m] | Margin [dB] | Detect |
|-----------------|--------------|----------------------|----------------|----------------|----------------|-------------|--------|
| 5350 | 52.57 | -0.19 | H | 52.38 | 73.98 | 21.60 | PK |
| 5350 | 38.68 | -0.19 | H | 38.49 | 53.98 | 15.49 | AV |
| 5350 | 54.90 | -0.19 | V | 54.71 | 73.98 | 19.27 | PK |
| 5350 | 40.84 | -0.19 | V | 40.65 | 53.98 | 13.33 | AV |

Band : UNII 2
 Operation Mode: 802.11n_40 MHz BW
 Transfer Rate: 13.5 Mbps
 Operating Frequency 5310 MHz
 Channel No. 62 Ch

| Frequency [MHz] | Reading dBuV | AN.+CL+AMP+ATT. [dB] | ANT. POL [H/V] | Total [dBuV/m] | Limit [dBuV/m] | Margin [dB] | Detect |
|-----------------|--------------|----------------------|----------------|----------------|----------------|-------------|--------|
| 5350 | 63.58 | -0.19 | H | 63.39 | 73.98 | 10.59 | PK |
| 5350 | 45.55 | -0.19 | H | 45.36 | 53.98 | 8.62 | AV |
| 5350 | 65.23 | -0.19 | V | 65.04 | 73.98 | 8.94 | PK |
| 5350 | 47.30 | -0.19 | V | 47.11 | 53.98 | 6.87 | AV |



Band : UNII 2e
 Operation Mode: 802.11 a
 Transfer Rate: 6 Mbps
 Operating Frequency 5500 MHz
 Channel No. 100 Ch

| Frequency [MHz] | Reading DBuV | AN.+CL+AMP+ATT. [dB] | ANT. POL [H/V] | Total [dBuV/m] | Limit [dBuV/m] | Margin [dB] | Detect |
|-----------------|--------------|----------------------|----------------|----------------|----------------|-------------|--------|
| 5460 | 50.47 | 0.38 | H | 50.85 | 73.98 | 23.13 | PK |
| 5460 | 38.57 | 0.38 | H | 38.95 | 53.98 | 15.03 | AV |
| 5470 | 52.49 | 0.24 | H | 52.73 | 68.20 | 15.47 | PK |
| 5460 | 52.96 | 0.38 | V | 53.34 | 73.98 | 20.64 | PK |
| 5460 | 40.23 | 0.38 | V | 40.61 | 53.98 | 13.37 | AV |
| 5470 | 54.73 | 0.24 | V | 54.97 | 68.20 | 13.23 | PK |

Band : UNII 2e
 Operation Mode: 802.11 a
 Transfer Rate: 6 Mbps
 Operating Frequency 5700 MHz
 Channel No. 140 Ch

| Frequency [MHz] | Reading DBuV | AN.+CL+AMP+ATT. [dB] | ANT. POL [H/V] | Total [dBuV/m] | Limit [dBuV/m] | Margin [dB] | Detect |
|-----------------|--------------|----------------------|----------------|----------------|----------------|-------------|--------|
| 5725 | 61.57 | 1.05 | H | 62.62 | 68.20 | 5.59 | PK |
| 5725 | 64.25 | 1.05 | V | 65.30 | 68.20 | 2.91 | PK |



Band : UNII 2e
 Operation Mode: 802.11 n_20 MHz BW
 Transfer Rate: 6 Mbps
 Operating Frequency 5500 MHz
 Channel No. 100 Ch

| Frequency [MHz] | Reading DBuV | AN.+CL+AMP+ATT. [dB] | ANT. POL [H/V] | Total [dBuV/m] | Limit [dBuV/m] | Margin [dB] | Detect |
|-----------------|--------------|----------------------|----------------|----------------|----------------|-------------|--------|
| 5460 | 51.07 | 0.38 | H | 51.45 | 73.98 | 22.53 | PK |
| 5460 | 38.48 | 0.38 | H | 38.86 | 53.98 | 15.12 | AV |
| 5470 | 51.57 | 0.24 | H | 51.81 | 68.20 | 16.39 | PK |
| 5460 | 53.32 | 0.38 | V | 53.70 | 73.98 | 20.28 | PK |
| 5460 | 40.05 | 0.38 | V | 40.43 | 53.98 | 13.55 | AV |
| 5470 | 53.59 | 0.24 | V | 53.83 | 68.20 | 14.37 | PK |

Band : UNII 2e
 Operation Mode: 802.11 n_20 MHz BW
 Transfer Rate: 6.5 Mbps
 Operating Frequency 5700 MHz
 Channel No. 140 Ch

| Frequency [MHz] | Reading DBuV | AN.+CL+AMP+ATT. [dB] | ANT. POL [H/V] | Total [dBuV/m] | Limit [dBuV/m] | Margin [dB] | Detect |
|-----------------|--------------|----------------------|----------------|----------------|----------------|-------------|--------|
| 5725 | 61.17 | 1.05 | H | 62.22 | 68.20 | 5.99 | PK |
| 5725 | 63.46 | 1.05 | V | 64.51 | 68.20 | 3.70 | PK |



Band : UNII 2e
 Operation Mode: 802.11n_40 MHz BW
 Transfer Rate: 13.5 Mbps
 Operating Frequency 5510 MHz
 Channel No. 102 Ch

| Frequency [MHz] | Reading dBuV | AN.+CL+AMP+ATT. [dB] | ANT. POL [H/V] | Total [dBuV/m] | Limit [dBuV/m] | Margin [dB] | Detect |
|-----------------|--------------|----------------------|----------------|----------------|----------------|-------------|--------|
| 5460 | 51.67 | 0.38 | H | 52.05 | 73.98 | 21.93 | PK |
| 5460 | 37.94 | 0.38 | H | 38.32 | 53.98 | 15.66 | AV |
| 5470 | 58.57 | 0.24 | H | 58.81 | 68.20 | 9.39 | PK |
| 5460 | 53.08 | 0.38 | V | 53.46 | 73.98 | 20.52 | PK |
| 5460 | 38.03 | 0.38 | V | 38.41 | 53.98 | 15.57 | AV |
| 5470 | 63.47 | 0.24 | V | 63.71 | 68.20 | 4.49 | PK |

Band : UNII 2e
 Operation Mode: 802.11 n_40 MHz BW
 Transfer Rate: 13.5 Mbps
 Operating Frequency 5670 MHz
 Channel No. 134 Ch

| Frequency [MHz] | Reading DBuV | AN.+CL+AMP+ATT. [dB] | ANT. POL [H/V] | Total [dBuV/m] | Limit [dBuV/m] | Margin [dB] | Detect |
|-----------------|--------------|----------------------|----------------|----------------|----------------|-------------|--------|
| 5725 | 56.84 | 1.05 | H | 57.89 | 68.20 | 10.32 | PK |
| 5725 | 58.50 | 1.05 | V | 59.55 | 68.20 | 8.66 | AV |

8.8 POWERLINE CONDUCTED EMISSIONS

Test Requirements and limit, §15.207

For an intentional radiator which is designed to be connected to the public utility (AC) power line, the radio frequency voltage that is conducted back onto the AC power line on any frequency or frequencies within the band 150 kHz to 30 MHz shall not exceed 250 microvolts (The limit decreases linearly with the logarithm of the frequency in the range 0.15 MHz to 0.50 MHz). The limits at specific frequency range is listed as follows:

| Frequency Range (MHz) | Limits (dB μ V) | |
|-----------------------|---------------------|----------|
| | Quasi-peak | Average |
| 0.15 to 0.50 | 66 to 56 | 56 to 46 |
| 0.50 to 5 | 56 | 46 |
| 5 to 30 | 60 | 50 |

Compliance with this provision shall be based on the measurement of the radio frequency voltage between each power line (LINE and NEUTRAL) and ground at the power terminals.

Test Configuration

See test photographs attached in Appendix 1 for the actual connections between EUT and support equipment.

TEST PROCEDURE

1. The EUT is placed on a wooden table 80 cm above the reference groundplane.
2. The EUT is connected via LISN to a test power supply.
3. The measurement results are obtained as described below:
4. Detectors – Quasi Peak and Average Detector.
5. We are performed the AC Power Line Conducted Emission test for 121.5 Mbps, Ch.110 and 802.11n_HT40 mode in UNII 2e. Because 802.11n_HT40 mode in UNII 2e is worst case.

RESULT PLOTS

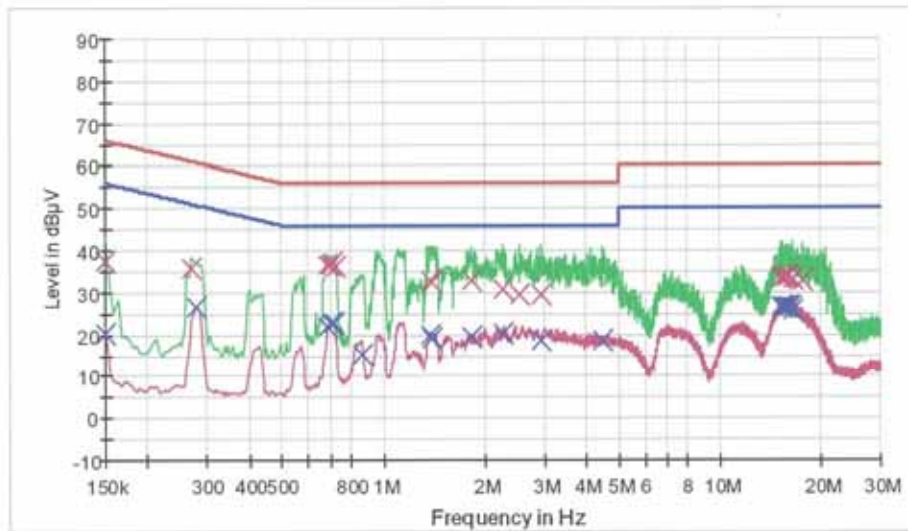
Conducted Emissions (Line 1)

HCT TEST Report

Common Information

EUT: SM-N7506V
 Manufacturer: SAMSUNG
 Test Site: SHIELD ROOM
 Operating Conditions: WLAN MODE(UNII)
 Operator Name: JC SHIN

FCC CLASS B



— FCCCLASS B_QP
 — FCCCLASS B_AV
 — Preview Result 1-PK
— Preview Result 2-AVG
 x Final Result 1-QPK
 x Final Result 2-CAV

Final Result 1

| Frequency (MHz) | QuasiPeak (dBµV) | Bandwidth (kHz) | Filter | Line | Corr. (dB) | Margin (dB) | Limit (dBµV) |
|-----------------|------------------|-----------------|--------|------|------------|-------------|--------------|
| 0.150000 | 37.6 | 9,000 | Off | L1 | 9.7 | 28.4 | 66.0 |
| 0.271500 | 35.7 | 9,000 | Off | L1 | 9.7 | 25.4 | 61.1 |
| 0.684500 | 36.6 | 9,000 | Off | L1 | 9.8 | 19.4 | 56.0 |
| 0.698000 | 36.7 | 9,000 | Off | L1 | 9.8 | 19.3 | 56.0 |
| 0.707000 | 37.0 | 9,000 | Off | L1 | 9.8 | 19.0 | 56.0 |
| 0.720500 | 36.3 | 9,000 | Off | L1 | 9.8 | 19.7 | 56.0 |
| 1.386500 | 32.9 | 9,000 | Off | L1 | 9.8 | 23.1 | 56.0 |
| 1.400000 | 32.6 | 9,000 | Off | L1 | 9.8 | 23.4 | 56.0 |
| 1.836500 | 32.7 | 9,000 | Off | L1 | 9.9 | 23.3 | 56.0 |
| 2.277500 | 30.9 | 9,000 | Off | L1 | 9.9 | 25.1 | 56.0 |
| 2.538500 | 29.7 | 9,000 | Off | L1 | 9.9 | 26.3 | 56.0 |
| 2.961500 | 29.4 | 9,000 | Off | L1 | 10.0 | 26.6 | 56.0 |
| 15.186500 | 33.2 | 9,000 | Off | L1 | 10.7 | 26.8 | 60.0 |
| 15.314000 | 33.6 | 9,000 | Off | L1 | 10.7 | 26.4 | 60.0 |
| 15.818000 | 33.6 | 9,000 | Off | L1 | 10.7 | 26.4 | 60.0 |
| 15.962000 | 33.6 | 9,000 | Off | L1 | 10.7 | 26.4 | 60.0 |

| Frequency (MHz) | QuasiPeak (dBµV) | Bandwidth (kHz) | Filter | Line | Corr. (dB) | Margin (dB) | Limit (dBµV) |
|-----------------|------------------|-----------------|--------|------|------------|-------------|--------------|
| 16.403000 | 33.3 | 9.000 | Off | L1 | 10.8 | 26.7 | 60.0 |
| 17.528000 | 32.6 | 9.000 | Off | L1 | 10.8 | 27.4 | 60.0 |

Final Result 2

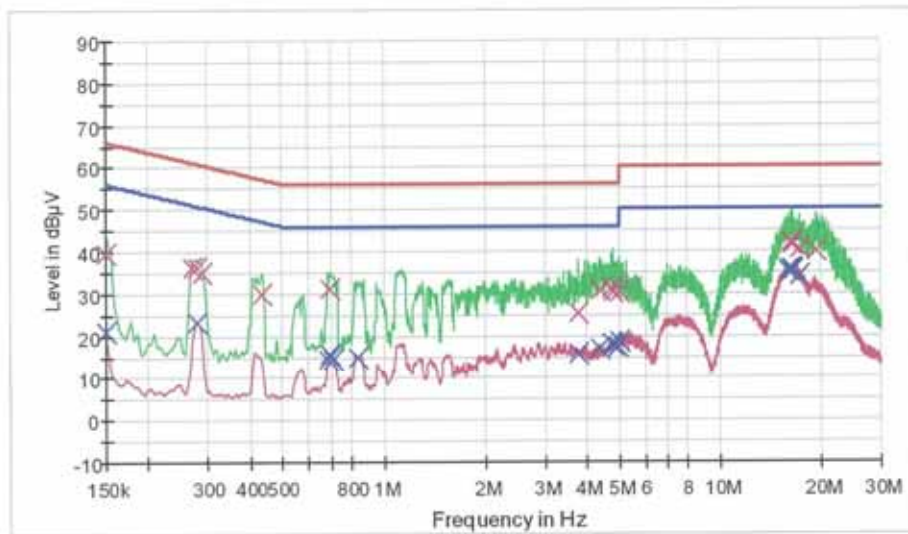
| Frequency (MHz) | CAverage (dBµV) | Bandwidth (kHz) | Filter | Line | Corr. (dB) | Margin (dB) | Limit (dBµV) |
|-----------------|-----------------|-----------------|--------|------|------------|-------------|--------------|
| 0.150000 | 20.3 | 9.000 | Off | L1 | 9.7 | 35.7 | 56.0 |
| 0.280500 | 26.6 | 9.000 | Off | L1 | 9.7 | 24.2 | 50.8 |
| 0.684500 | 22.1 | 9.000 | Off | L1 | 9.8 | 23.9 | 46.0 |
| 0.698000 | 22.8 | 9.000 | Off | L1 | 9.8 | 23.2 | 46.0 |
| 0.711500 | 22.8 | 9.000 | Off | L1 | 9.8 | 23.2 | 46.0 |
| 0.864500 | 15.4 | 9.000 | Off | L1 | 9.8 | 30.6 | 46.0 |
| 1.386500 | 19.7 | 9.000 | Off | L1 | 9.8 | 26.3 | 46.0 |
| 1.400000 | 19.2 | 9.000 | Off | L1 | 9.8 | 26.8 | 46.0 |
| 1.836500 | 19.6 | 9.000 | Off | L1 | 9.9 | 26.4 | 46.0 |
| 2.277500 | 20.1 | 9.000 | Off | L1 | 9.9 | 25.9 | 46.0 |
| 2.961500 | 18.5 | 9.000 | Off | L1 | 10.0 | 27.5 | 46.0 |
| 4.469000 | 18.7 | 9.000 | Off | L1 | 10.1 | 27.3 | 46.0 |
| 15.156500 | 26.4 | 9.000 | Off | L1 | 10.7 | 23.6 | 50.0 |
| 15.314000 | 26.6 | 9.000 | Off | L1 | 10.7 | 23.4 | 50.0 |
| 15.818000 | 26.6 | 9.000 | Off | L1 | 10.7 | 23.4 | 50.0 |
| 15.962000 | 26.5 | 9.000 | Off | L1 | 10.7 | 23.5 | 50.0 |
| 16.200500 | 26.4 | 9.000 | Off | L1 | 10.8 | 23.6 | 50.0 |
| 16.403000 | 25.9 | 9.000 | Off | L1 | 10.8 | 24.1 | 50.0 |

HCT TEST Report

Common Information

EUT: SM-N7506V
 Manufacturer: SAMSUNG
 Test Site: SHIELD ROOM
 Operating Conditions: WLAN MODE(UNII)
 Operator Name: JC SHIN

FCC CLASS B



— FCC CLASS B_QP
— Preview Result 2-AVG
— FCC CLASS B_AV
X Final Result 1-QPK
— Preview Result 1-PK
X Final Result 2-CAV

Final Result 1

| Frequency (MHz) | QuasiPeak (dBµV) | Bandwidth (kHz) | Filter | Line | Corr. (dB) | Margin (dB) | Limit (dBµV) |
|-----------------|------------------|-----------------|--------|------|------------|-------------|--------------|
| 0.150000 | 39.8 | 9.000 | Off | N | 9.7 | 26.2 | 66.0 |
| 0.271500 | 36.0 | 9.000 | Off | N | 9.7 | 25.1 | 61.1 |
| 0.280500 | 36.0 | 9.000 | Off | N | 9.7 | 24.8 | 60.8 |
| 0.289500 | 34.9 | 9.000 | Off | N | 9.7 | 25.6 | 60.5 |
| 0.433500 | 30.0 | 9.000 | Off | N | 9.8 | 27.2 | 57.2 |
| 0.689000 | 31.3 | 9.000 | Off | N | 9.8 | 24.7 | 56.0 |
| 3.780500 | 25.4 | 9.000 | Off | N | 10.1 | 30.6 | 56.0 |
| 4.361000 | 31.0 | 9.000 | Off | N | 10.1 | 25.0 | 56.0 |
| 4.743500 | 31.1 | 9.000 | Off | N | 10.1 | 24.9 | 56.0 |
| 4.775000 | 30.2 | 9.000 | Off | N | 10.1 | 25.8 | 56.0 |
| 4.802000 | 30.4 | 9.000 | Off | N | 10.1 | 25.6 | 56.0 |
| 5.004500 | 30.3 | 9.000 | Off | N | 10.1 | 29.7 | 60.0 |
| 16.187000 | 41.5 | 9.000 | Off | N | 10.7 | 18.5 | 60.0 |
| 16.308500 | 41.9 | 9.000 | Off | N | 10.7 | 18.1 | 60.0 |
| 16.434500 | 41.8 | 9.000 | Off | N | 10.7 | 18.2 | 60.0 |
| 16.466000 | 41.6 | 9.000 | Off | N | 10.7 | 18.4 | 60.0 |

| Frequency (MHz) | QuasiPeak (dBµV) | Bandwidth (kHz) | Filter | Line | Corr. (dB) | Margin (dB) | Limit (dBµV) |
|-----------------|------------------|-----------------|--------|------|------------|-------------|--------------|
| 17.276000 | 40.3 | 9.000 | Off | N | 10.7 | 19.7 | 60.0 |
| 19.382000 | 40.0 | 9.000 | Off | N | 10.8 | 20.0 | 60.0 |

Final Result 2

| Frequency (MHz) | CAverage (dBµV) | Bandwidth (kHz) | Filter | Line | Corr. (dB) | Margin (dB) | Limit (dBµV) |
|-----------------|-----------------|-----------------|--------|------|------------|-------------|--------------|
| 0.150000 | 20.9 | 9.000 | Off | N | 9.7 | 35.1 | 56.0 |
| 0.280500 | 23.0 | 9.000 | Off | N | 9.7 | 27.8 | 50.8 |
| 0.680000 | 14.3 | 9.000 | Off | N | 9.8 | 31.7 | 46.0 |
| 0.689000 | 15.6 | 9.000 | Off | N | 9.8 | 30.4 | 46.0 |
| 0.707000 | 14.4 | 9.000 | Off | N | 9.8 | 31.6 | 46.0 |
| 0.837500 | 14.9 | 9.000 | Off | N | 9.8 | 31.1 | 46.0 |
| 3.780500 | 15.8 | 9.000 | Off | N | 10.1 | 30.2 | 46.0 |
| 4.361000 | 16.9 | 9.000 | Off | N | 10.1 | 29.1 | 46.0 |
| 4.743500 | 18.0 | 9.000 | Off | N | 10.1 | 28.0 | 46.0 |
| 4.775000 | 17.7 | 9.000 | Off | N | 10.1 | 28.3 | 46.0 |
| 4.959500 | 17.4 | 9.000 | Off | N | 10.1 | 28.6 | 46.0 |
| 5.004500 | 18.5 | 9.000 | Off | N | 10.1 | 31.5 | 50.0 |
| 15.876500 | 35.3 | 9.000 | Off | N | 10.7 | 14.7 | 50.0 |
| 16.187000 | 35.6 | 9.000 | Off | N | 10.7 | 14.4 | 50.0 |
| 16.308500 | 35.6 | 9.000 | Off | N | 10.7 | 14.4 | 50.0 |
| 16.434500 | 35.4 | 9.000 | Off | N | 10.7 | 14.6 | 50.0 |
| 16.461500 | 35.5 | 9.000 | Off | N | 10.7 | 14.5 | 50.0 |
| 17.276000 | 34.3 | 9.000 | Off | N | 10.7 | 15.7 | 50.0 |

9. LIST OF TEST EQUIPMENT

| Manufacturer | Model / Equipment | Calibration Interval | Calibration Due | Serial No. |
|-----------------------|--|----------------------|-----------------|--------------------|
| Rohde & Schwarz | ENV216/ LISN | Annual | 01/29/2015 | 100073 |
| Schwarzbeck | VULB 9160/ TRILOG Antenna | Biennial | 12/17/2014 | 3150 |
| Rohde & Schwarz | ESI 40 / EMI TEST RECEIVER | Annual | 04/16/2014 | 831564103 |
| Agilent | E4440A/ Spectrum Analyzer | Annual | 04/25/2014 | US45303008 |
| Agilent | N9020A/ SIGNAL ANALYZER | Annual | 05/14/2014 | MY51110063 |
| HD | MA240/ Antenna Position Tower | N/A | N/A | 556 |
| EMCO | 1050/ Turn Table | N/A | N/A | 114 |
| HD GmbH | HD 100/ Controller | N/A | N/A | 13 |
| HD GmbH | KMS 560/ SlideBar | N/A | N/A | 12 |
| Rohde & Schwarz | SCU-18/ Signal Conditioning Unit | Annual | 09/10/2014 | 10094 |
| CERNEX | CBL18265035 / POWER AMP | Annual | 07/24/2014 | 22966 |
| CERNEX | CBL26405040 / POWER AMP | Annual | 04/16/2014 | 19660 |
| Schwarzbeck | BBHA 9120D/ Horn Antenna | Biennial | 07/05/2015 | 1151 |
| Schwarzbeck | BBHA9170 / Horn Antenna(15 GHz ~ 40 GHz) | Biennial | 10/30/2014 | BBHA9170124 |
| Rohde & Schwarz | FSP / Spectrum Analyzer | Annual | 01/24/2015 | 839117/011 |
| Agilent | N1911A/Power Meter | Annual | 01/24/2015 | MY45100523 |
| Agilent | N1921A /POWER SENSOR | Annual | 07/11/2014 | MY45241059 |
| Wainwright Instrument | WHF3.0/18G-10EF / High Pass Filter | Annual | 02/03/2015 | F6 |
| Wainwright Instrument | WHNX6.0/26.5G-6SS / High Pass Filter | Annual | 04/16/2014 | 1 |
| Wainwright Instrument | WHNX7.0/18G-8SS / High Pass Filter | Annual | 04/16/2014 | 29 |
| Wainwright Instrument | WRCJ2400/2483.5-2370/2520-60/14SS / Band Reject Filter | Annual | 03/19/2014 | 1 |
| Hewlett Packard | 11636B/Power Divider | Annual | 10/22/2014 | 11377 |
| Agilent | 87300B/Directional Coupler | Annual | 12/18/2014 | 3116A03621 |
| Hewlett Packard | 11667B / Power Splitter | Annual | 05/29/2014 | 05001 |
| DIGITAL | EP-3010 /DC POWER SUPPLY | Annual | 10/29/2014 | 3110117 |
| ITECH | IT6720 / DC POWER SUPPLY | Annual | 11/05/2014 | 010002156287001199 |
| TESCOM | TC-3000C / BLUETOOTH TESTER | Annual | 04/24/2014 | 3000C000276 |
| Rohde & Schwarz | CBT / BLUETOOTH TESTER | Annual | 04/25/2014 | 100422 |
| Rohde & Schwarz | LOOP ANTENNA | Biennial | 08/14/2014 | 100179 |
| Agilent | 8493C / Attenuator(10 dB) | Annual | 07/24/2014 | 76649 |
| WEINSCHL | 2-3 / Attenuator(3 dB) | Annual | 10/28/2014 | BR0617 |
| CERNEX | CBL06185030 / POWER AMP | Annual | 07/24/2014 | 22965 |
| CERNEX | CBLU1183540 / POWER AMP | Annual | 07/24/2014 | 22964 |

| | | | |
|----------------------------------|-------------------------------------|---------------------------|--|
| FCC PT.15.407 TEST REPORT | FCC CERTIFICATION REPORT | | www.hct.co.kr |
| Test Report No. HCTR1402F011 | Date of Issue: February 12, 2014 | EUT Type: Mobile Phone | FCC ID: A3LSMN7506V |