

## 10. SETUP PHOTOS

### RADIATED EMISSION BELOW 30 MHz


#### FACE ON




FACE OFF




**RADIATED EMISSION ABOVE 30 MHz**



**TEMPERATURE CHAMBER ENVIRONMENT**



**AC MAINS LINE CONDUCTED EMISSION**





**END OF REPORT**