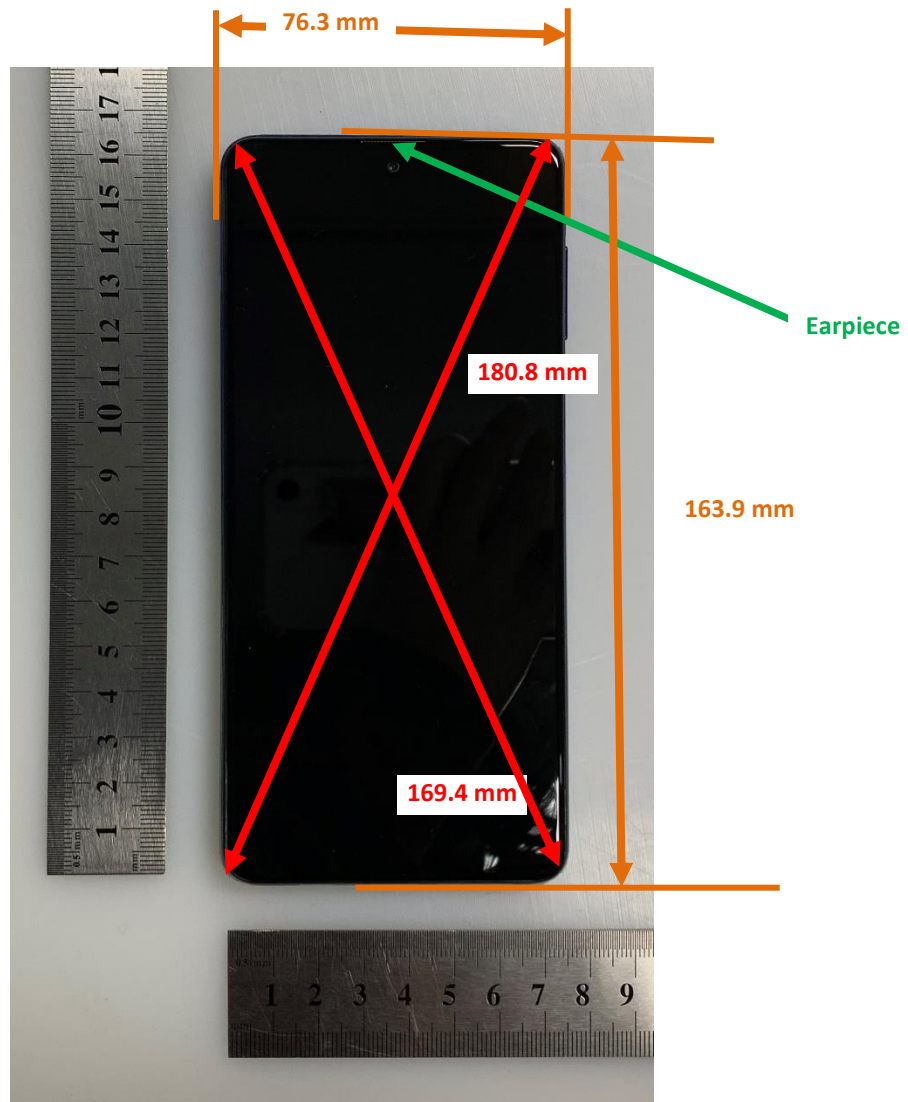


DUT and SAR Set-up Photos

Overall Dimensions



Front View of the DUT



Rear View of the DUT



Setup Photos

Handset Vertical and Horizontal Reference Lines


Vertical
Center Line




Horizontal
Line

Head Exposure Conditions


Left Touch




Left Tilt (15°)



Right Touch




Right Tilt (15°)




Body-worn Accessory & Hotspot mode Exposure Conditions

Rear (15mm)




Front (15mm)



Hotspot Exposure Conditions


Rear (10mm)



Front (10mm)




Edge 1 (10mm)



Edge 2 (10mm)



Edge 3 (10mm)



Edge 4 (10mm)




Product Specific 10-g Exposure Conditions

Rear (0mm)




Rear (17mm)




Front (0mm)




Edge 1 (0mm)



Edge 3 (0mm)



Edge 3 (11mm)



Edge 4 (0mm)



Edge 4 (9mm)



Antenna Dimensions & Separation Distances

- ① Main 1 Ant (TX & RX)
GSM 850, GSM 1900
WCDMA Band II, IV, V
LTE B2, 4, 5, 12, 17, 26, 66
- ② Main 2 Ant (TX & RX)
LTE B41
- ③ Wi-Fi Ant (Tx & Rx)
2.4 GHz/5 GHz/BT

