

Appendix B. – SAR Test Plots

Test Laboratory: HCT CO., LTD
EUT Type: Mobile Phone
Liquid Temperature: 21.2 °C
Ambient Temperature: 21.3 °C
Test Date: 11/29/2022
Plot No.: A1

Communication System: UID 0, GSM 850 (0); Frequency: 836.6 MHz;Duty Cycle: 1:8.30042
Medium parameters used (interpolated): $f = 836.6$ MHz; $\sigma = 0.923$ S/m; $\epsilon_r = 42.665$; $\rho = 1000$ kg/m³
Phantom section: Right Section

DASY5 Configuration:

- Probe: EX3DV4 - SN7655; ConvF(9.76, 9.76, 9.76) @ 836.6 MHz; Calibrated: 2022-06-20
- Sensor-Surface: 1.4mm (Mechanical Surface Detection)
- Electronics: DAE4 Sn1417; Calibrated: 2022-02-24
- Phantom: Twin-SAM V4.0 (20deg probe tilt)_Left-Right; Type: QD 000 P40 CC; Serial: xxxx
- Measurement SW: DASY52, Version 52.10 (4); SEMCAD X Version 14.6.14 (7483)

GSM850 Head Right Touch 190ch/Area Scan (8x14x1): Measurement grid: dx=15mm, dy=15mm
Maximum value of SAR (measured) = 0.263 W/kg


GSM850 Head Right Touch 190ch/Zoom Scan (5x5x7)/Cube 0: Measurement grid: dx=8mm, dy=8mm, dz=5mm

Reference Value = 6.029 V/m; Power Drift = -0.03 dB

Peak SAR (extrapolated) = 0.294 W/kg

SAR(1 g) = 0.235 W/kg; SAR(10 g) = 0.184 W/kg

Maximum value of SAR (measured) = 0.275 W/kg



0 dB = 0.275 W/kg = -5.61 dBW/kg

Test Laboratory: HCT CO., LTD
EUT Type: Mobile Phone
Liquid Temperature: 21.2 °C
Ambient Temperature: 21.3 °C
Test Date: 11/29/2022
Plot No.: A2


Communication System: UID 0, GSM 850 2Tx (0); Frequency: 836.6 MHz;Duty Cycle: 1:4.14954
Medium parameters used (interpolated): $f = 836.6$ MHz; $\sigma = 0.923$ S/m; $\epsilon_r = 42.665$; $\rho = 1000$ kg/m³
Phantom section: Right Section

DASY5 Configuration:

- Probe: EX3DV4 - SN7655; ConvF(9.76, 9.76, 9.76) @ 836.6 MHz; Calibrated: 2022-06-20
- Sensor-Surface: 1.4mm (Mechanical Surface Detection)
- Electronics: DAE4 Sn1417; Calibrated: 2022-02-24
- Phantom: Twin-SAM V4.0 (20deg probe tilt)_Left-Right; Type: QD 000 P40 CC;
- Measurement SW: DASY52, Version 52.10 (4); SEMCAD X Version 14.6.14 (7483)

GSM850 2Tx Head Right Touch 190ch/Area Scan (8x14x1): Measurement grid: dx=15mm, dy=15mm
Maximum value of SAR (measured) = 0.267 W/kg

GSM850 2Tx Head Right Touch 190ch/Zoom Scan (5x5x7)/Cube 0: Measurement grid: dx=8mm, dy=8mm, dz=5mm
Reference Value = 5.155 V/m; Power Drift = 0.14 dB
Peak SAR (extrapolated) = 0.319 W/kg
SAR(1 g) = 0.242 W/kg; SAR(10 g) = 0.183 W/kg
Maximum value of SAR (measured) = 0.295 W/kg



0 dB = 0.295 W/kg = -5.30 dBW/kg

Test Laboratory: HCT CO., LTD
 EUT Type: Mobile Phone
 Liquid Temperature: 20.8 °C
 Ambient Temperature: 20.9 °C
 Test Date: 11/28/2022
 Plot No.: A3

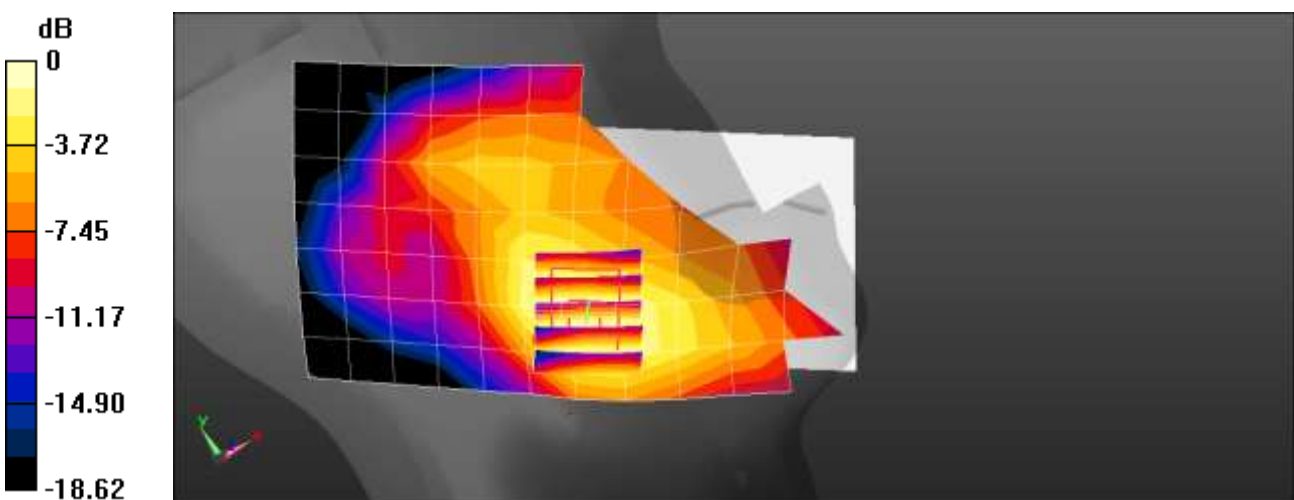
Communication System: UID 0, GSM 1900 2Tx (0); Frequency: 1880 MHz;Duty Cycle: 1:4.14954
 Medium parameters used: $f = 1880 \text{ MHz}$; $\sigma = 1.394 \text{ S/m}$; $\epsilon_r = 39.473$; $\rho = 1000 \text{ kg/m}^3$
 Phantom section: Left Section

DASY5 Configuration:

- Probe: EX3DV4 - SN7655; ConvF(8.41, 8.41, 8.41) @ 1880 MHz; Calibrated: 2022-06-20
- Sensor-Surface: 1.4mm (Mechanical Surface Detection)
- Electronics: DAE4 Sn446; Calibrated: 2022-11-16
- Phantom: Twin-SAM V4.0 (20deg probe tilt)_Left-Right; Type: QD 000 P40 CC;
- Measurement SW: DASY52, Version 52.10 (4); SEMCAD X Version 14.6.14 (7483)

GSM1900 2TX Head Left Touch 661ch/Area Scan (8x14x1): Measurement grid: dx=15mm, dy=15mm
 Maximum value of SAR (measured) = 0.494 W/kg

GSM1900 2TX Head Left Touch 661ch/Zoom Scan (5x5x7)/Cube 0: Measurement grid: dx=8mm, dy=8mm, dz=5mm
 Reference Value = 6.819 V/m; Power Drift = -0.19 dB
 Peak SAR (extrapolated) = 0.615 W/kg
SAR(1 g) = 0.396 W/kg; SAR(10 g) = 0.249 W/kg
 Maximum value of SAR (measured) = 0.540 W/kg



0 dB = 0.540 W/kg = -2.68 dBW/kg

Test Laboratory: HCT CO., LTD
 EUT Type: Mobile Phone
 Liquid Temperature: 21.4 °C
 Ambient Temperature: 21.5 °C
 Test Date: 11/30/2022
 Plot No.: A4

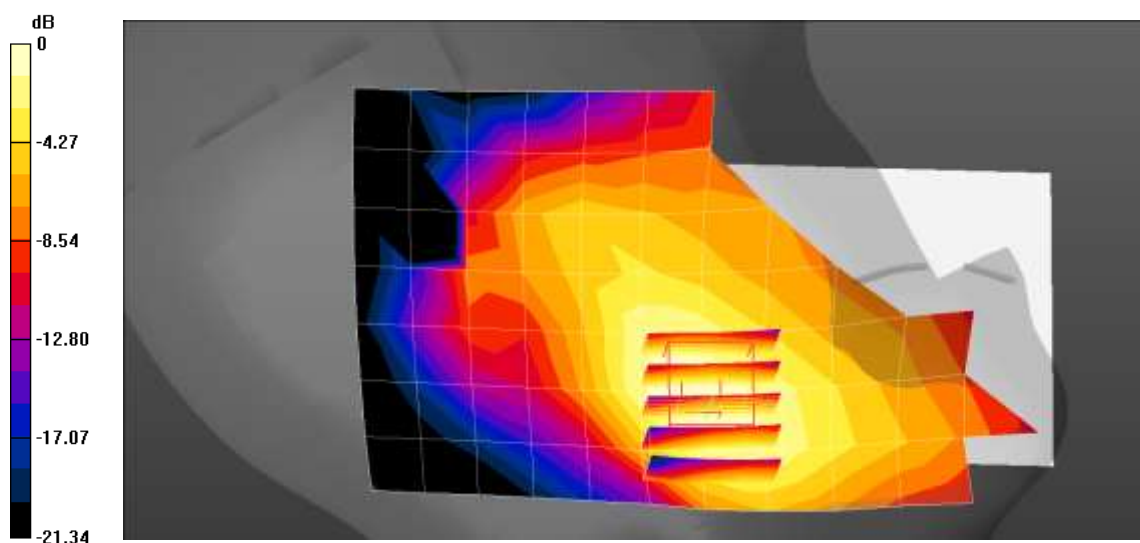
Communication System: UID 0, WCDMA1900 (0); Frequency: 1880 MHz; Duty Cycle: 1:1
 Medium parameters used: $f = 1880 \text{ MHz}$; $\sigma = 1.38 \text{ S/m}$; $\epsilon_r = 39.023$; $\rho = 1000 \text{ kg/m}^3$
 Phantom section: Left Section

DASY5 Configuration:

- Probe: EX3DV4 - SN7655; ConvF(8.41, 8.41, 8.41) @ 1880 MHz; Calibrated: 2022-06-20
- Sensor-Surface: 1.4mm (Mechanical Surface Detection)
- Electronics: DAE4 Sn1417; Calibrated: 2022-02-24
- Phantom: Twin-SAM V4.0 (20deg probe tilt)_Left-Right; Type: QD 000 P40 CC;
- Measurement SW: DASY52, Version 52.10 (4); SEMCAD X Version 14.6.14 (7483)

UMTS Band 2 Head Left Touch 9400ch/Area Scan (8x14x1): Measurement grid: dx=15mm, dy=15mm
 Maximum value of SAR (measured) = 0.459 W/kg

UMTS Band 2 Head Left Touch 9400ch/Zoom Scan (5x5x7)/Cube 0: Measurement grid: dx=8mm, dy=8mm, dz=5mm
 Reference Value = 5.266 V/m; Power Drift = 0.09 dB
 Peak SAR (extrapolated) = 0.542 W/kg
SAR(1 g) = 0.352 W/kg; SAR(10 g) = 0.224 W/kg
 Maximum value of SAR (measured) = 0.463 W/kg



0 dB = 0.463 W/kg = -3.34 dBW/kg

Test Laboratory: HCT CO., LTD
EUT Type: Mobile Phone
Liquid Temperature: 21.6 °C
Ambient Temperature: 21.7 °C
Test Date: 12/01/2022
Plot No.: A5

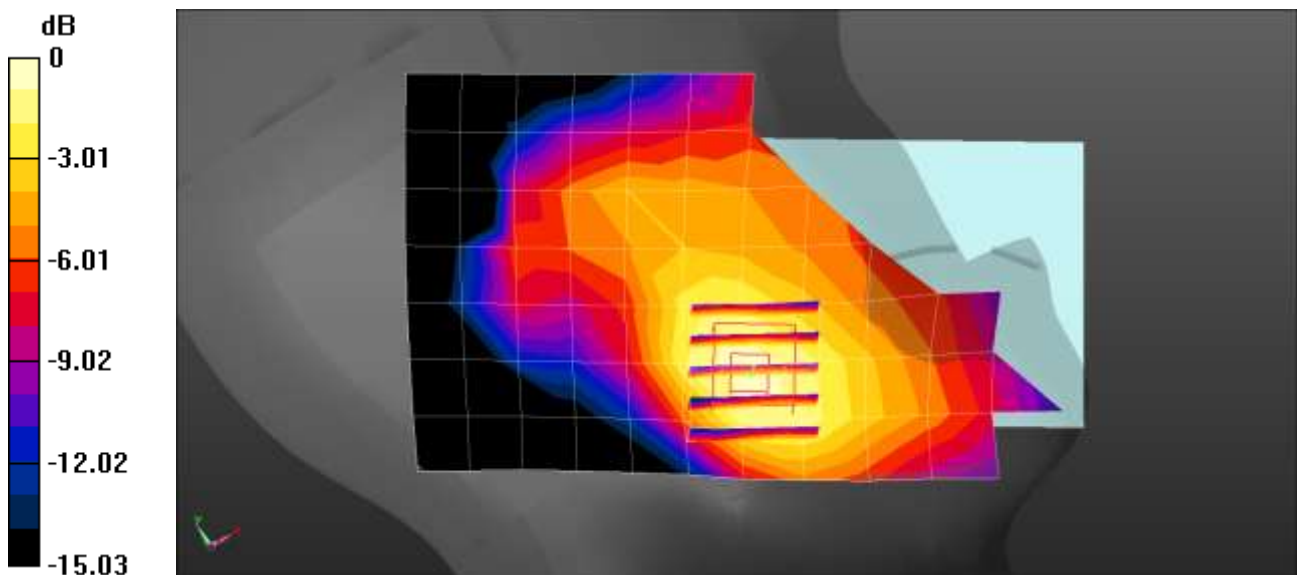
Communication System: UID 0, WCDMA IV (0); Frequency: 1732.4 MHz; Duty Cycle: 1:1
Medium parameters used (interpolated): $f = 1732.4$ MHz; $\sigma = 1.338$ S/m; $\epsilon_r = 39.689$; $\rho = 1000$ kg/m³
Phantom section: Left Section

DASY5 Configuration:

- Probe: EX3DV4 - SN7655; ConvF(8.73, 8.73, 8.73) @ 1732.4 MHz; Calibrated: 2022-06-20
- Sensor-Surface: 1.4mm (Mechanical Surface Detection)
- Electronics: DAE4 Sn1417; Calibrated: 2022-02-24
- Phantom: Twin-SAM V4.0 (20deg probe tilt)_Left-Right; Type: QD 000 P40 CC;
- Measurement SW: DASY52, Version 52.10 (4); SEMCAD X Version 14.6.14 (7483)

UMTS Band 4 Head Left Touch 1412ch/Area Scan (8x14x1): Measurement grid: dx=15mm, dy=15mm
Maximum value of SAR (measured) = 0.359 W/kg

UMTS Band 4 Head Left Touch 1412ch/Zoom Scan (5x5x7)/Cube 0: Measurement grid: dx=8mm, dy=8mm, dz=5mm
Reference Value = 5.719 V/m; Power Drift = 0.05 dB
Peak SAR (extrapolated) = 0.426 W/kg
SAR(1 g) = 0.288 W/kg; SAR(10 g) = 0.189 W/kg
Maximum value of SAR (measured) = 0.378 W/kg



0 dB = 0.378 W/kg = -4.23 dBW/kg

Test Laboratory: HCT CO., LTD

EUT Type: Mobile Phone
Liquid Temperature: 19.6 °C
Ambient Temperature: 19.7 °C
Test Date: 12/02/2022
Plot No.: A6

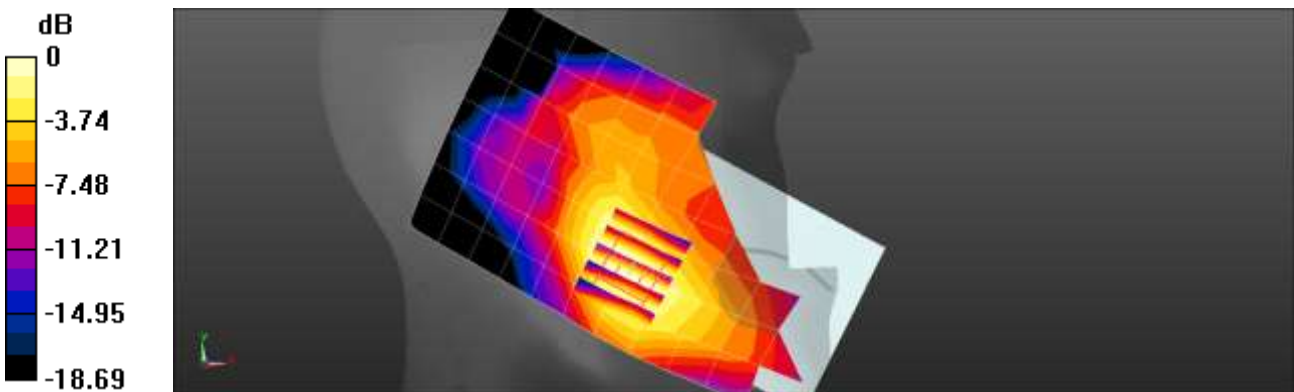
Communication System: UID 0, WCDMA850 (0); Frequency: 836.6 MHz;Duty Cycle: 1:1
Medium parameters used (interpolated): $f = 836.6$ MHz; $\sigma = 0.936$ S/m; $\epsilon_r = 42.391$; $\rho = 1000$ kg/m³
Phantom section: Left Section

DASY5 Configuration:

- Probe: EX3DV4 - SN7655; ConvF(9.76, 9.76, 9.76) @ 836.6 MHz; Calibrated: 2022-06-20
- Sensor-Surface: 1.4mm (Mechanical Surface Detection)
- Electronics: DAE4 Sn1417; Calibrated: 2022-02-24
- Phantom: Twin-SAM V4.0 (20deg probe tilt)_Left-Right; Type: QD 000 P40 CC;
- Measurement SW: DASY52, Version 52.10 (4); SEMCAD X Version 14.6.14 (7483)

UMTS Band 5 Head Left Touch 4183ch/Area Scan (8x14x1): Measurement grid: dx=15mm, dy=15mm
Maximum value of SAR (measured) = 0.276 W/kg

UMTS Band 5 Head Left Touch 4183ch/Zoom Scan (5x5x7)/Cube 0: Measurement grid: dx=8mm, dy=8mm, dz=5mm
Reference Value = 5.746 V/m; Power Drift = 0.04 dB
Peak SAR (extrapolated) = 0.327 W/kg
SAR(1 g) = 0.207 W/kg; SAR(10 g) = 0.128 W/kg
Maximum value of SAR (measured) = 0.278 W/kg



0 dB = 0.278 W/kg = -5.56 dBW/kg

Test Laboratory: HCT CO., LTD
EUT Type: Mobile Phone
Liquid Temperature: 21.2 °C
Ambient Temperature: 21.3 °C
Test Date: 12/05/2022
Plot No.: A7

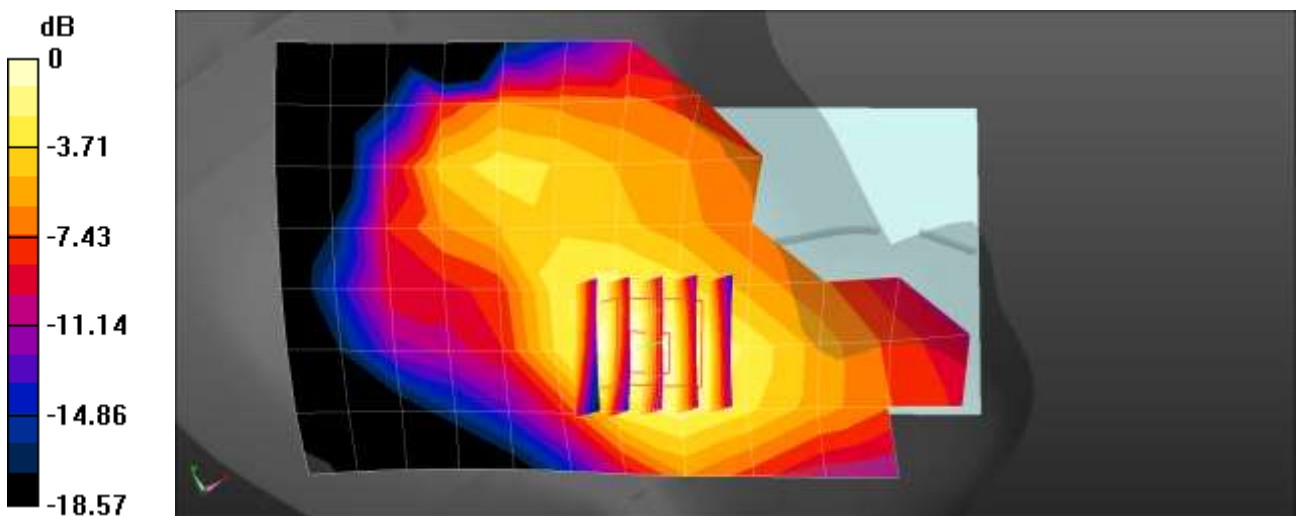
Communication System: UID 0, LTE Band2 (0); Frequency: 1880 MHz;Duty Cycle: 1:1
Medium parameters used: $f = 1880$ MHz; $\sigma = 1.38$ S/m; $\epsilon_r = 39.028$; $\rho = 1000$ kg/m³
Phantom section: Left Section

DASY5 Configuration:

- Probe: EX3DV4 - SN7655; ConvF(8.41, 8.41, 8.41) @ 1880 MHz; Calibrated: 2022-06-20
- Sensor-Surface: 1.4mm (Mechanical Surface Detection)
- Electronics: DAE4 Sn446; Calibrated: 2022-11-16
- Phantom: Twin-SAM V4.0 (20deg probe tilt)_Left-Right; Type: QD 000 P40 CC;
- Measurement SW: DASY52, Version 52.10 (4); SEMCAD X Version 14.6.13 (7474)

LTE Band 2 Head Left Touch QPSK 20MHz 1RB 49offset 18900ch/Area Scan (8x14x1): Measurement grid: dx=15mm, dy=15mm
Maximum value of SAR (measured) = 0.392 W/kg

LTE Band 2 Head Left Touch QPSK 20MHz 1RB 49offset 18900ch/Zoom Scan (5x5x7)/Cube 0: Measurement grid: dx=8mm, dy=8mm, dz=5mm
Reference Value = 5.639 V/m; Power Drift = 0.11 dB
Peak SAR (extrapolated) = 0.488 W/kg
SAR(1 g) = 0.319 W/kg; SAR(10 g) = 0.201 W/kg
Maximum value of SAR (measured) = 0.424 W/kg



0 dB = 0.424 W/kg = -3.73 dBW/kg

Test Laboratory: HCT CO., LTD
EUT Type: Mobile Phone
Liquid Temperature: 20.6 °C
Ambient Temperature: 20.7 °C
Test Date: 12/26/2022
Plot No.: A8

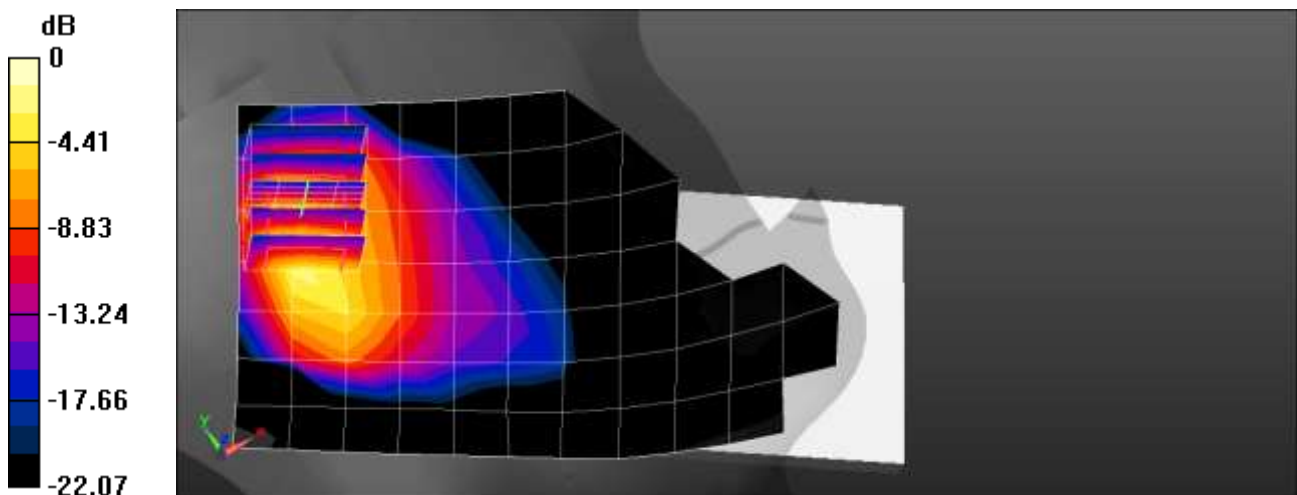
Communication System: UID 0, LTE Band2 (0); Frequency: 1880 MHz;Duty Cycle: 1:1
Medium parameters used: $f = 1880$ MHz; $\sigma = 1.38$ S/m; $\epsilon_r = 39.028$; $\rho = 1000$ kg/m³
Phantom section: Left Section

DASY5 Configuration:

- Probe: EX3DV4 - SN7655; ConvF(8.41, 8.41, 8.41) @ 1880 MHz; Calibrated: 2022-06-20
- Sensor-Surface: 1.4mm (Mechanical Surface Detection)
- Electronics: DAE4 Sn446; Calibrated: 2022-11-16
- Phantom: Twin-SAM V4.0 (20deg probe tilt)_Left-Right; Type: QD 000 P40 CC; Serial: xxxx
- Measurement SW: DASY52, Version 52.10 (4); SEMCAD X Version 14.6.14 (7483)

LTE Band 2 Head Left Tilt QPSK 20MHz 50RB 49offset 18900ch/Area Scan (8x14x1): Measurement grid: dx=15mm, dy=15mm
Maximum value of SAR (measured) = 0.267 W/kg

LTE Band 2 Head Left Tilt QPSK 20MHz 50RB 49offset 18900ch/Zoom Scan (5x5x7)/Cube 0:
Measurement grid: dx=8mm, dy=8mm, dz=5mm
Reference Value = 10.26 V/m; Power Drift = 0.00 dB
Peak SAR (extrapolated) = 0.353 W/kg
SAR(1 g) = 0.159 W/kg; SAR(10 g) = 0.075 W/kg
Maximum value of SAR (measured) = 0.279 W/kg



0 dB = 0.279 W/kg = -5.54 dBW/kg

Test Laboratory: HCT CO., LTD
EUT Type: Mobile Phone
Liquid Temperature: 20.6 °C
Ambient Temperature: 20.7 °C
Test Date: 12/06/2022
Plot No.: A9

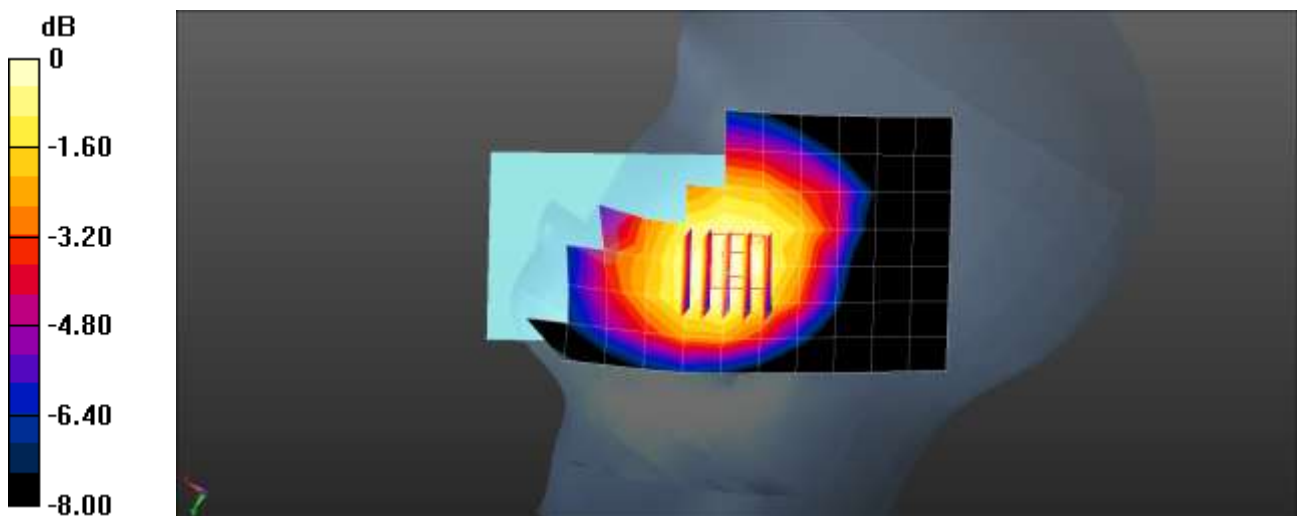
Communication System: UID 0, LTE Band 12 (0); Frequency: 707.5 MHz; Duty Cycle: 1:1
Medium parameters used (interpolated): $f = 707.5$ MHz; $\sigma = 0.887$ S/m; $\epsilon_r = 43.452$; $\rho = 1000$ kg/m³
Phantom section: Right Section

DASY5 Configuration:

- Probe: EX3DV4 - SN7751; ConvF(9.87, 9.87, 9.87) @ 707.5 MHz; Calibrated: 2022-10-07
- Sensor-Surface: 1.4mm (Mechanical Surface Detection)
- Electronics: DAE4 Sn1464; Calibrated: 2022-06-15
- Phantom: SAM_Left_20170913; Type: QD000P40CD; Serial: 1803
- Measurement SW: DASY52, Version 52.10 (4); SEMCAD X Version 14.6.14 (7483)

LTE Band 12 Head Right Touch QPSK 10MHz 1RB 0offset 23095ch/Area Scan (8x14x1): Measurement grid: dx=15mm, dy=15mm
Maximum value of SAR (measured) = 0.170 W/kg

LTE Band 12 Head Right Touch QPSK 10MHz 1RB 0offset 23095ch/Zoom Scan (5x5x7)/Cube 0: Measurement grid: dx=8mm, dy=8mm, dz=5mm
Reference Value = 3.877 V/m; Power Drift = 0.15 dB
Peak SAR (extrapolated) = 0.178 W/kg
SAR(1 g) = 0.144 W/kg; SAR(10 g) = 0.116 W/kg
Maximum value of SAR (measured) = 0.166 W/kg



0 dB = 0.166 W/kg = -7.80 dBW/kg

Test Laboratory: HCT CO., LTD
 EUT Type: Mobile Phone
 Liquid Temperature: 21.5 °C
 Ambient Temperature: 21.6 °C
 Test Date: 12/07/2022
 Plot No.: A10


Communication System: UID 0, LTE band 26 (0); Frequency: 831.5 MHz; Duty Cycle: 1:1
 Medium parameters used (interpolated): $f = 831.5 \text{ MHz}$; $\sigma = 0.933 \text{ S/m}$; $\epsilon_r = 42.813$; $\rho = 1000 \text{ kg/m}^3$
 Phantom section: Right Section

DASY5 Configuration:

- Probe: EX3DV4 - SN7655; ConvF(9.76, 9.76, 9.76) @ 831.5 MHz; Calibrated: 2022-06-20
- Sensor-Surface: 1.4mm (Mechanical Surface Detection)
- Electronics: DAE4 Sn1417; Calibrated: 2022-02-24
- Phantom: Twin-SAM V4.0 (20deg probe tilt)_Left-Right; Type: QD 000 P40 CC; Serial: xxxx
- Measurement SW: DASY52, Version 52.10 (4); SEMCAD X Version 14.6.14 (7483)

LTE Band 26 Head Right Touch QPSK 15MHz 1RB 0offset 26865ch/Area Scan (8x14x1): Measurement grid: dx=15mm, dy=15mm
 Maximum value of SAR (measured) = 0.186 W/kg

LTE Band 26 Head Right Touch QPSK 15MHz 1RB 0offset 26865ch/Zoom Scan (5x5x7)/Cube 0:
 Measurement grid: dx=8mm, dy=8mm, dz=5mm
 Reference Value = 5.915 V/m; Power Drift = 0.08 dB
 Peak SAR (extrapolated) = 0.220 W/kg
SAR(1 g) = 0.162 W/kg; SAR(10 g) = 0.126 W/kg
 Maximum value of SAR (measured) = 0.196 W/kg



0 dB = 0.196 W/kg = -7.08 dBW/kg

Test Laboratory: HCT CO., LTD
 EUT Type: Mobile Phone
 Liquid Temperature: 20.8 °C
 Ambient Temperature: 20.9 °C
 Test Date: 12/06/2022
 Plot No.: A11

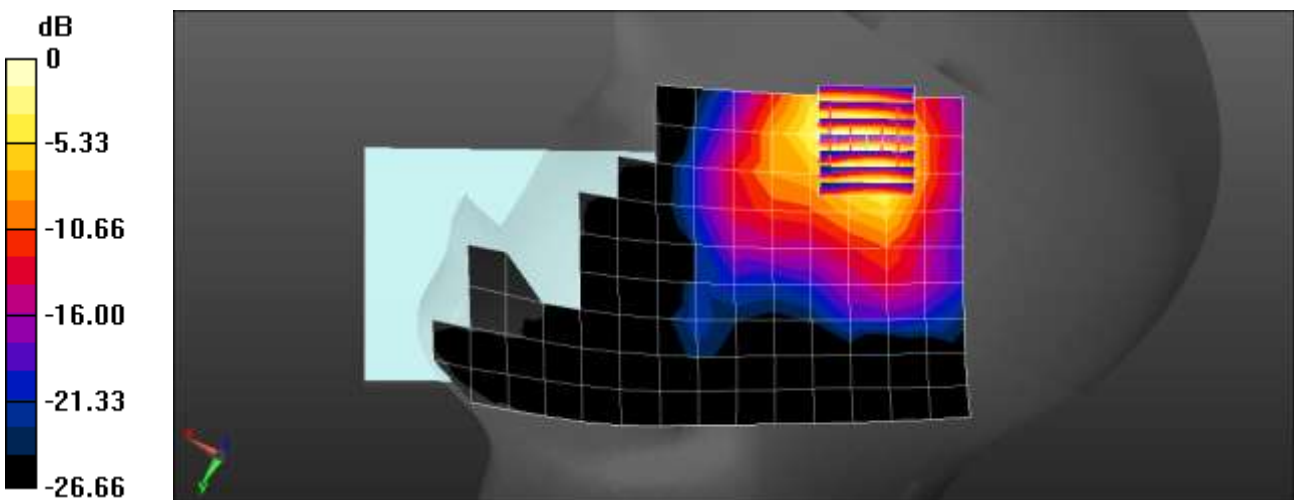
Communication System: UID 0, LTE Band41 (0); Frequency: 2549.5 MHz; Duty Cycle: 1:1.58016
 Medium parameters used: $f = 2549.5 \text{ MHz}$; $\sigma = 1.977 \text{ S/m}$; $\epsilon_r = 38.795$; $\rho = 1000 \text{ kg/m}^3$
 Phantom section: Right Section

DASY5 Configuration:

- Probe: EX3DV4 - SN7655; ConvF(8.05, 8.05, 8.05) @ 2549.5 MHz; Calibrated: 2022-06-20
- Sensor-Surface: 1.4mm (Mechanical Surface Detection)
- Electronics: DAE4 Sn446; Calibrated: 2022-11-16
- Phantom: Twin-SAM V4.0 (20deg probe tilt)_Left-Right; Type: QD 000 P40 CC;
- Measurement SW: DASY52, Version 52.10 (4); SEMCAD X Version 14.6.14 (7483)

LTE Band 41 Right Touch QPSK 20MHz 1RB 49offset 40185ch/Area Scan (10x17x1): Measurement grid: $dx=12\text{mm}$, $dy=12\text{mm}$
 Maximum value of SAR (measured) = 1.00 W/kg

LTE Band 41 Right Touch QPSK 20MHz 1RB 49offset 40185ch/Zoom Scan (7x7x7)/Cube 0: Measurement grid: $dx=5\text{mm}$, $dy=5\text{mm}$, $dz=5\text{mm}$
 Reference Value = 6.378 V/m; Power Drift = 0.16 dB
 Peak SAR (extrapolated) = 1.41 W/kg
SAR(1 g) = 0.626 W/kg; SAR(10 g) = 0.276 W/kg
 Maximum value of SAR (measured) = 1.11 W/kg



0 dB = 1.11 W/kg = 0.45 dBW/kg

Test Laboratory: HCT CO., LTD
 EUT Type: Mobile Phone
 Liquid Temperature: 20.8 °C
 Ambient Temperature: 20.9 °C
 Test Date: 12/06/2022
 Plot No.: A12

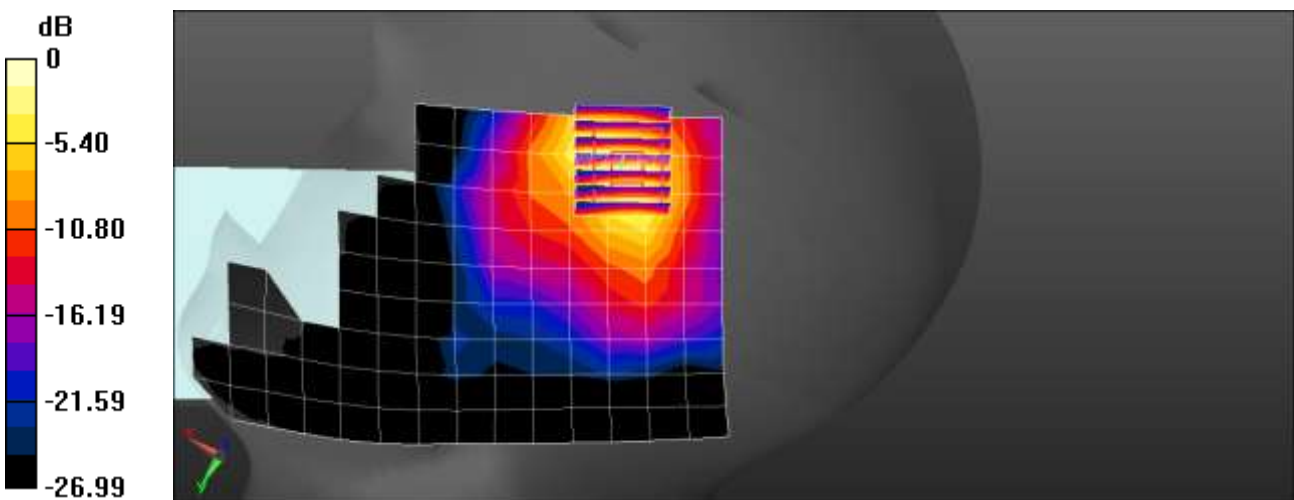
Communication System: UID 0, LTE Band41 (0); Frequency: 2593 MHz;Duty Cycle: 1:1.58016
 Medium parameters used (interpolated): $f = 2593$ MHz; $\sigma = 2.027$ S/m; $\epsilon_r = 38.619$; $\rho = 1000$ kg/m³
 Phantom section: Right Section

DASY5 Configuration:

- Probe: EX3DV4 - SN7655; ConvF(8.05, 8.05, 8.05) @ 2593 MHz; Calibrated: 2022-06-20
- Sensor-Surface: 1.4mm (Mechanical Surface Detection)
- Electronics: DAE4 Sn446; Calibrated: 2022-11-16
- Phantom: Twin-SAM V4.0 (20deg probe tilt)_Left-Right; Type: QD 000 P40 CC;
- Measurement SW: DASY52, Version 52.10 (4); SEMCAD X Version 14.6.14 (7483)

LTE Band 41 Right Touch QPSK 20MHz 50RB 0offset 40620ch/Area Scan (10x17x1): Measurement grid: dx=12mm, dy=12mm
 Maximum value of SAR (measured) = 1.04 W/kg

LTE Band 41 Right Touch QPSK 20MHz 50RB 0offset 40620ch/Zoom Scan (7x7x7)/Cube 0: Measurement grid: dx=5mm, dy=5mm, dz=5mm
 Reference Value = 7.621 V/m; Power Drift = 0.11 dB
 Peak SAR (extrapolated) = 1.50 W/kg
SAR(1 g) = 0.674 W/kg; SAR(10 g) = 0.295 W/kg
 Maximum value of SAR (measured) = 1.18 W/kg



0 dB = 1.18 W/kg = 0.72 dBW/kg

Test Laboratory: HCT CO., LTD
EUT Type: Mobile Phone
Liquid Temperature: 21.7 °C
Ambient Temperature: 21.8 °C
Test Date: 12/08/2022
Plot No.: A13

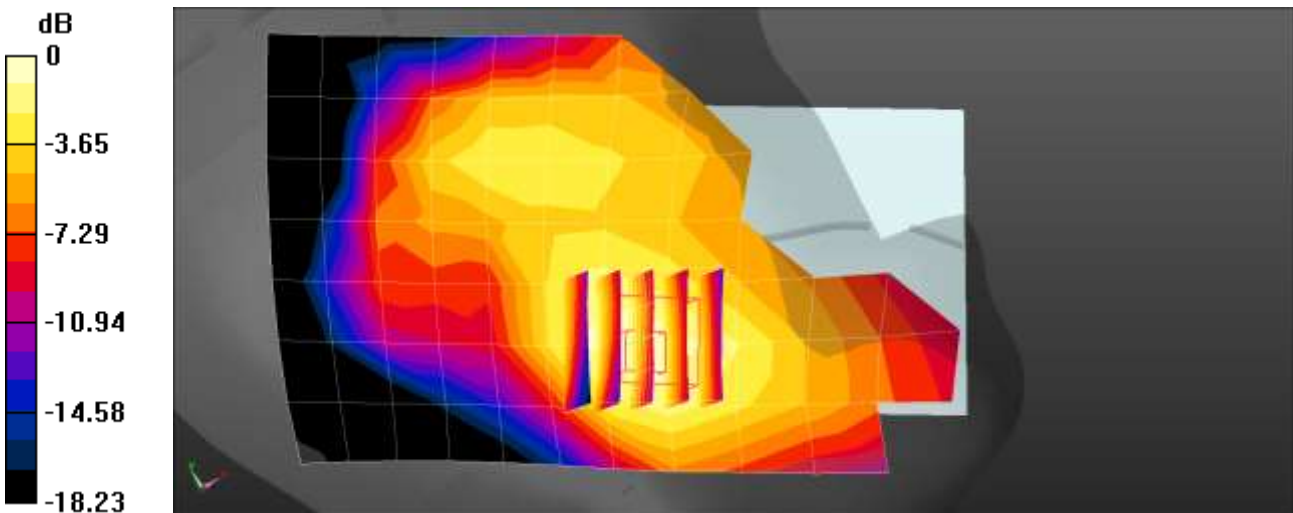
Communication System: UID 0, LTE Band66 (0); Frequency: 1770 MHz;Duty Cycle: 1:1
Medium parameters used: $f = 1770$ MHz; $\sigma = 1.369$ S/m; $\epsilon_r = 39.541$; $\rho = 1000$ kg/m³
Phantom section: Left Section

DASY5 Configuration:

- Probe: EX3DV4 - SN7655; ConvF(8.73, 8.73, 8.73) @ 1770 MHz; Calibrated: 2022-06-20
- Sensor-Surface: 1.4mm (Mechanical Surface Detection)
- Electronics: DAE4 Sn446; Calibrated: 2022-11-16
- Phantom: Twin-SAM V4.0 (20deg probe tilt)_Left-Right; Type: QD 000 P40 CC;
- Measurement SW: DASY52, Version 52.10 (4); SEMCAD X Version 14.6.13 (7474)

LTE Band 66 Head Left Touch QPSK 20MHz 1RB 49offset 132572ch/Area Scan (8x14x1): Measurement grid: dx=15mm, dy=15mm
Maximum value of SAR (measured) = 0.369 W/kg

LTE Band 66 Head Left Touch QPSK 20MHz 1RB 49offset 132572ch/Zoom Scan (5x5x7)/Cube 0:
Measurement grid: dx=8mm, dy=8mm, dz=5mm
Reference Value = 6.666 V/m; Power Drift = 0.03 dB
Peak SAR (extrapolated) = 0.465 W/kg
SAR(1 g) = 0.309 W/kg; SAR(10 g) = 0.199 W/kg
Maximum value of SAR (measured) = 0.403 W/kg



0 dB = 0.403 W/kg = -3.95 dBW/kg

Test Laboratory: HCT CO., LTD
EUT Type: Mobile Phone
Liquid Temperature: 23.0 °C
Ambient Temperature: 23.1 °C
Test Date: 12/08/2022
Plot No.: A14

Communication System: UID 0, NR n5 (0); Frequency: 836.5 MHz;Duty Cycle: 1:1
Medium parameters used (interpolated): $f = 836.5$ MHz; $\sigma = 0.923$ S/m; $\epsilon_r = 42.406$; $\rho = 1000$ kg/m³
Phantom section: Right Section

DASY5 Configuration:

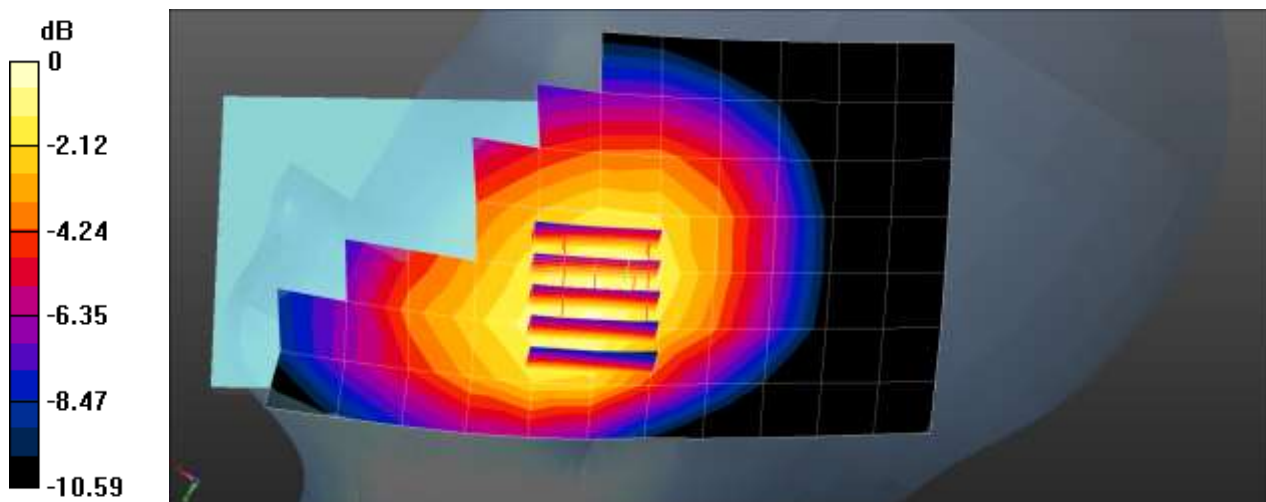
- Probe: EX3DV4 - SN7751; ConvF(9.57, 9.57, 9.57) @ 836.5 MHz; Calibrated: 2022-10-07
- Sensor-Surface: 1.4mm (Mechanical Surface Detection)
- Electronics: DAE4 Sn1464; Calibrated: 2022-06-15
- Phantom: SAM_Left_20170913; Type: QD000P40CD; Serial: 1803
- Measurement SW: DASY52, Version 52.10 (4); SEMCAD X Version 14.6.14 (7483)

NR Band 5 Head Right Touch DFT-s QPSK 20MHz 1RB 104offset 167300ch/Area Scan (8x14x1):

Measurement grid: dx=15mm, dy=15mm
Maximum value of SAR (measured) = 0.220 W/kg

NR Band 5 Head Right Touch DFT-s QPSK 20MHz 1RB 104offset 167300ch/Zoom Scan (5x5x7)/Cube

0: Measurement grid: dx=8mm, dy=8mm, dz=5mm
Reference Value = 4.887 V/m; Power Drift = -0.01 dB
Peak SAR (extrapolated) = 0.270 W/kg
SAR(1 g) = 0.187 W/kg; SAR(10 g) = 0.138 W/kg
Maximum value of SAR (measured) = 0.244 W/kg



0 dB = 0.244 W/kg = -6.13 dBW/kg

Test Laboratory: HCT CO., LTD
 EUT Type: Mobile Phone
 Liquid Temperature: 23.0 °C
 Ambient Temperature: 23.1 °C
 Test Date: 12/08/2022
 Plot No.: A15

Communication System: UID 0, NR n5 (0); Frequency: 836.5 MHz; Duty Cycle: 1:1
 Medium parameters used (interpolated): $f = 836.5 \text{ MHz}$; $\sigma = 0.923 \text{ S/m}$; $\epsilon_r = 42.406$; $\rho = 1000 \text{ kg/m}^3$
 Phantom section: Right Section

DASY5 Configuration:

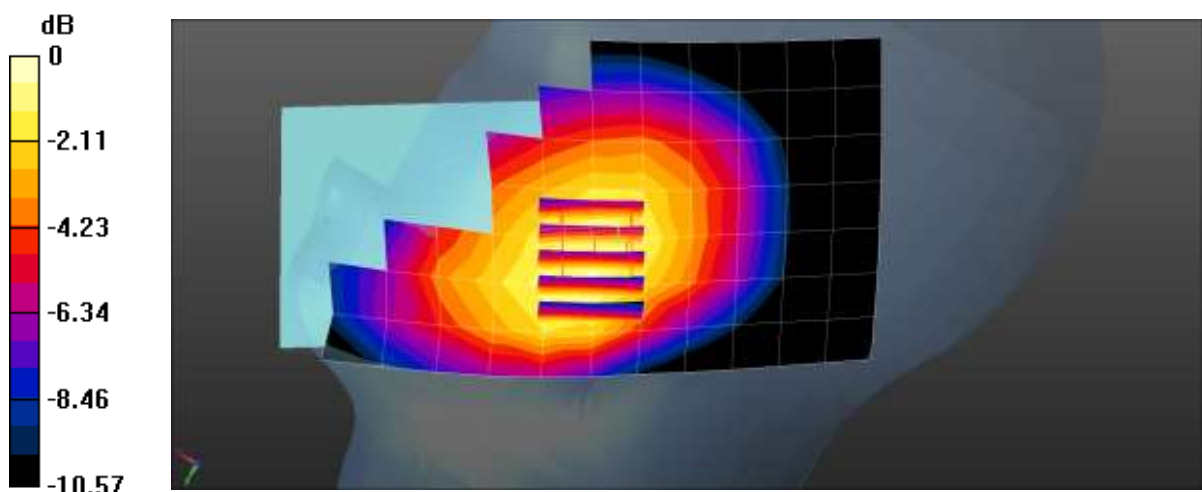
- Probe: EX3DV4 - SN7751; ConvF(9.57, 9.57, 9.57) @ 836.5 MHz; Calibrated: 2022-10-07
- Sensor-Surface: 1.4mm (Mechanical Surface Detection)
- Electronics: DAE4 Sn1464; Calibrated: 2022-06-15
- Phantom: SAM_Left_20170913; Type: QD000P40CD; Serial: 1803
- Measurement SW: DASY52, Version 52.10 (4); SEMCAD X Version 14.6.14 (7483)

NR Band 5 Head Right Touch DFT-s QPSK 20MHz 50RB 28offset 167300ch/Area Scan (8x14x1):

Measurement grid: $dx=15\text{mm}$, $dy=15\text{mm}$
 Maximum value of SAR (measured) = 0.219 W/kg

NR Band 5 Head Right Touch DFT-s QPSK 20MHz 50RB 28offset 167300ch/Zoom Scan (5x5x7)/Cube

0: Measurement grid: $dx=8\text{mm}$, $dy=8\text{mm}$, $dz=5\text{mm}$
 Reference Value = 5.770 V/m; Power Drift = -0.14 dB
 Peak SAR (extrapolated) = 0.273 W/kg
SAR(1 g) = 0.183 W/kg; SAR(10 g) = 0.134 W/kg
 Maximum value of SAR (measured) = 0.246 W/kg



0 dB = 0.246 W/kg = -6.09 dBW/kg

Test Laboratory: HCT CO., LTD
EUT Type: Mobile Phone
Liquid Temperature: 21.6 °C
Ambient Temperature: 21.7 °C
Test Date: 12/12/2022
Plot No.: A16

Communication System: UID 0, NR n66 (0); Frequency: 1770 MHz;Duty Cycle: 1:1
Medium parameters used: $f = 1770$ MHz; $\sigma = 1.409$ S/m; $\epsilon_r = 39.903$; $\rho = 1000$ kg/m³
Phantom section: Left Section

DASY5 Configuration:

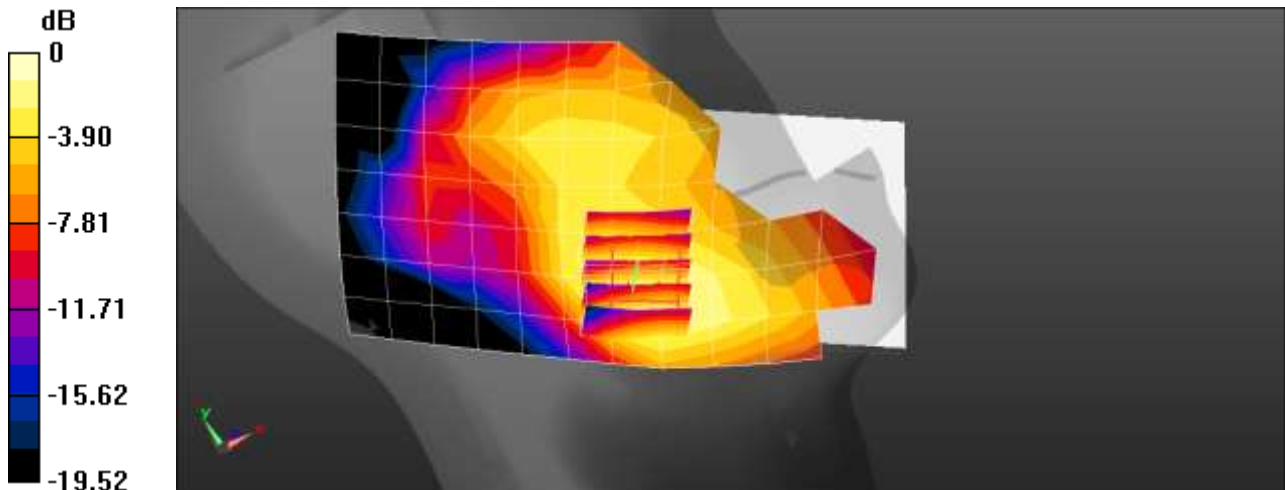
- Probe: EX3DV4 - SN7655; ConvF(8.73, 8.73, 8.73) @ 1770 MHz; Calibrated: 2022-06-20
- Sensor-Surface: 1.4mm (Mechanical Surface Detection)
- Electronics: DAE4 Sn446; Calibrated: 2022-11-16
- Phantom: Twin-SAM V4.0 (20deg probe tilt)_Left-Right; Type: QD 000 P40 CC;
- Measurement SW: DASY52, Version 52.10 (4); SEMCAD X Version 14.6.14 (7483)

NR Band n66 Head Left Touch DFT-s QPSK 20MHz 1RB 53offset 354000ch/Area Scan (8x14x1):

Measurement grid: dx=15mm, dy=15mm
Maximum value of SAR (measured) = 0.314 W/kg

NR Band n66 Head Left Touch DFT-s QPSK 20MHz 1RB 53offset 354000ch/Zoom Scan (5x5x7)/Cube

0: Measurement grid: dx=8mm, dy=8mm, dz=5mm
Reference Value = 6.225 V/m; Power Drift = -0.18 dB
Peak SAR (extrapolated) = 0.412 W/kg
SAR(1 g) = 0.273 W/kg; SAR(10 g) = 0.176 W/kg
Maximum value of SAR (measured) = 0.362 W/kg



0 dB = 0.362 W/kg = -4.41 dBW/kg

Test Laboratory: HCT CO., LTD
EUT Type: Mobile Phone
Liquid Temperature: 21.1 °C
Ambient Temperature: 21.2 °C
Test Date: 12/07/2022
Plot No.: A17

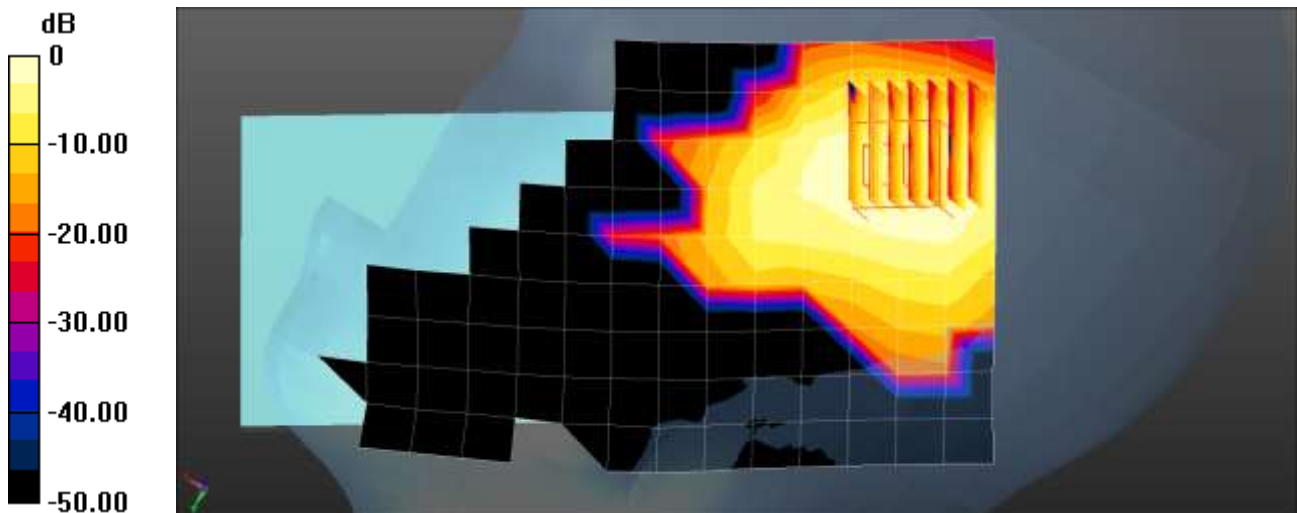
Communication System: UID 0, 2450MHz FCC (0); Frequency: 2437 MHz;Duty Cycle: 1:1
Medium parameters used (interpolated): $f = 2437$ MHz; $\sigma = 1.821$ S/m; $\epsilon_r = 37.819$; $\rho = 1000$ kg/m³
Phantom section: Right Section

DASY5 Configuration:

- Probe: EX3DV4 - SN7680; ConvF(7.92, 7.92, 7.92) @ 2437 MHz; Calibrated: 2022-09-29
- Sensor-Surface: 1.4mm (Mechanical Surface Detection)
- Electronics: DAE4 Sn1720; Calibrated: 2022-05-09
- Phantom: SAM with CRP v5.0(Front); Type: QD000P40CD; Serial: TP:xxxx
- Measurement SW: DASY52, Version 52.10 (4); SEMCAD X Version 14.6.13 (7474)

802.11b Head Right Touch 1Mbps 6ch/Area Scan (10x17x1): Measurement grid: dx=12mm, dy=12mm
Maximum value of SAR (measured) = 0.113 W/kg

802.11b Head Right Touch 1Mbps 6ch/Zoom Scan (7x7x7)/Cube 0: Measurement grid: dx=5mm, dy=5mm, dz=5mm
Reference Value = 5.070 V/m; Power Drift = -0.12 dB
Peak SAR (extrapolated) = 0.159 W/kg
SAR(1 g) = 0.072 W/kg; SAR(10 g) = 0.035 W/kg
Maximum value of SAR (measured) = 0.113 W/kg



0 dB = 0.113 W/kg = -9.47 dBW/kg

Test Laboratory: HCT CO., LTD
EUT Type: Mobile Phone
Liquid Temperature: 20.6 °C
Ambient Temperature: 20.7 °C
Test Date: 12/09/2022
Plot No.: A18

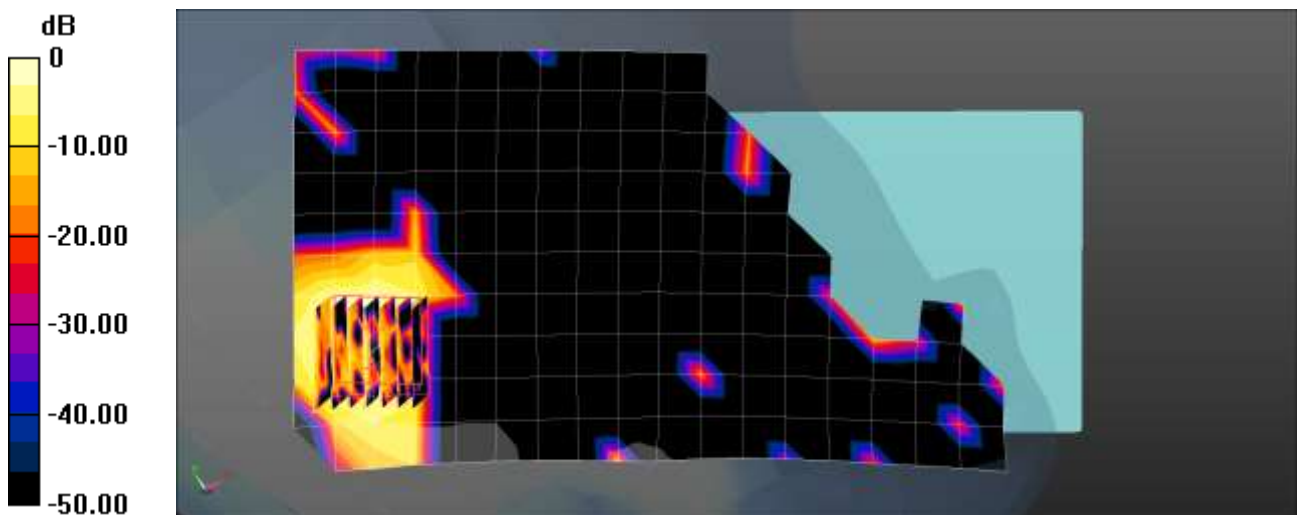
Communication System: UID 0, WIFI 5GHz (0); Frequency: 5775 MHz;Duty Cycle: 1:1
Medium parameters used (interpolated): $f = 5775$ MHz; $\sigma = 5.24$ S/m; $\epsilon_r = 35.717$; $\rho = 1000$ kg/m³
Phantom section: Left Section

DASY5 Configuration:

- Probe: EX3DV4 - SN7370; ConvF(4.73, 4.73, 4.73) @ 5775 MHz; Calibrated: 2022-08-19
- Sensor-Surface: 1.4mm (Mechanical Surface Detection)
- Electronics: DAE4 Sn1750; Calibrated: 2022-10-10
- Phantom: SAM with CRP v5.0 Front; Type: QD000P40CD; Serial: TP:xxxx
- Measurement SW: DASY52, Version 52.10 (3); SEMCAD X Version 14.6.13 (7474)

802.11ac80 Head Left Tilt MCS0 155ch/Area Scan (11x21x1): Measurement grid: dx=10mm, dy=10mm
Maximum value of SAR (measured) = 0.0876 W/kg

802.11ac80 Head Left Tilt MCS0 155ch/Zoom Scan (7x7x7)/Cube 0: Measurement grid: dx=4mm, dy=4mm, dz=1.4mm
Reference Value = 2.231 V/m; Power Drift = 0.11 dB
Peak SAR (extrapolated) = 0.164 W/kg
SAR(1 g) = 0.034 W/kg; SAR(10 g) = 0.011 W/kg
Maximum value of SAR (measured) = 0.0905 W/kg



0 dB = 0.0905 W/kg = -10.43 dBW/kg

Test Laboratory: HCT CO., LTD
 EUT Type: Mobile Phone
 Liquid Temperature: 20.6 °C
 Ambient Temperature: 20.7 °C
 Test Date: 12/27/2022
 Plot No.: A19

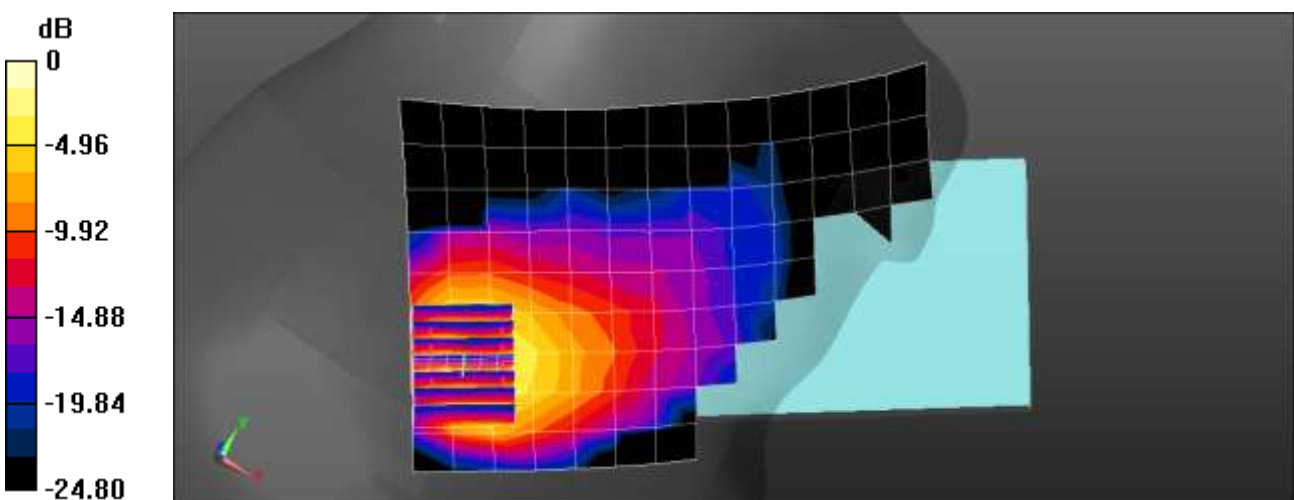
Communication System: UID 0, Bluetooth (0); Frequency: 2441 MHz; Duty Cycle: 1: 1.294
 Medium parameters used (interpolated): $f = 2441$ MHz; $\sigma = 1.778$ S/m; $\epsilon_r = 37.793$; $\rho = 1000$ kg/m³
 Phantom section: Right Section

DASY5 Configuration:

- Probe: EX3DV4 - SN7655; ConvF(8.21, 8.21, 8.21) @ 2440 MHz; Calibrated: 2022-06-20
- Sensor-Surface: 1.4mm (Mechanical Surface Detection)
- Electronics: DAE4 Sn446; Calibrated: 2022-11-16
- Phantom: Twin-SAM V4.0 (20deg probe tilt)_Left-Right; Type: QD 000 P40 CC; Serial: xxxx
- Measurement SW: DASY52, Version 52.10 (4); SEMCAD X Version 14.6.14 (7483)

Bluetooth Head Right Tilt DH5 39ch/Area Scan (10x17x1): Measurement grid: dx=12mm, dy=12mm
 Maximum value of SAR (measured) = 0.196 W/kg

Bluetooth Head Right Tilt DH5 39ch/Zoom Scan (7x7x7)/Cube 0: Measurement grid: dx=5mm, dy=5mm, dz=5mm
 Reference Value = 5.238 V/m; Power Drift = -0.13 dB
 Peak SAR (extrapolated) = 0.286 W/kg
SAR(1 g) = 0.112 W/kg; SAR(10 g) = 0.049 W/kg
 Maximum value of SAR (measured) = 0.206 W/kg



0 dB = 0.206 W/kg = -6.86 dBW/kg

Test Laboratory: HCT CO., LTD
 EUT Type: Mobile Phone
 Liquid Temperature: 21.2 °C
 Ambient Temperature: 21.3 °C
 Test Date: 11/29/2022
 Plot No.: B1

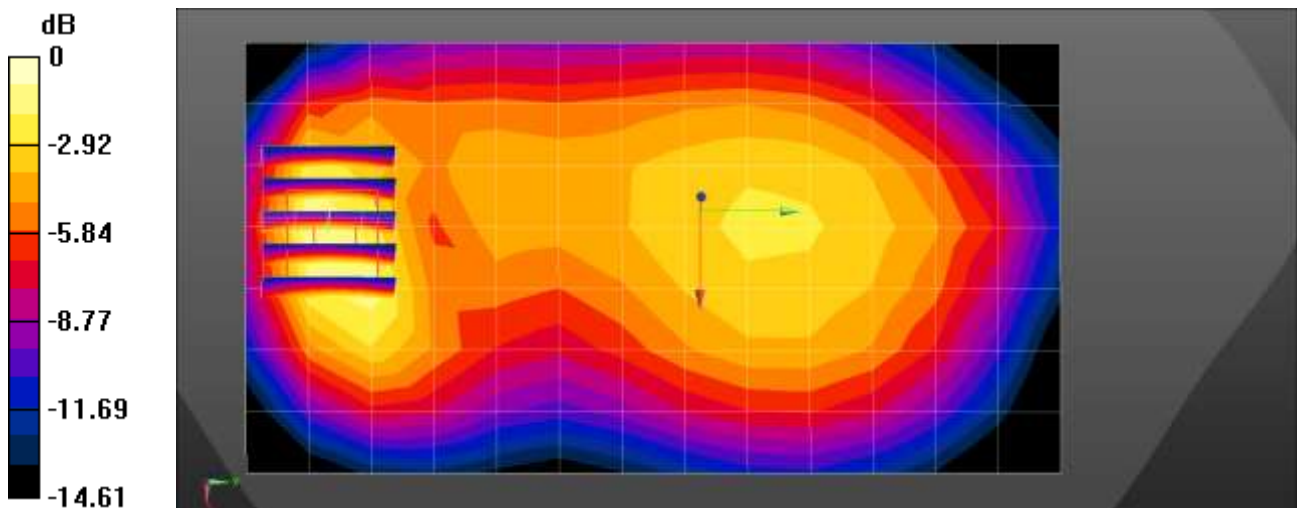
Communication System: UID 0, GSM 850 2Tx (0); Frequency: 836.6 MHz; Duty Cycle: 1:4.14954
 Medium parameters used (interpolated): $f = 836.6$ MHz; $\sigma = 0.923$ S/m; $\epsilon_r = 42.665$; $\rho = 1000$ kg/m³
 Phantom section: Flat Section

DASY5 Configuration:

- Probe: EX3DV4 - SN7655; ConvF(9.76, 9.76, 9.76) @ 836.6 MHz; Calibrated: 2022-06-20
- Sensor-Surface: 1.4mm (Mechanical Surface Detection)
- Electronics: DAE4 Sn1417; Calibrated: 2022-02-24
- Phantom: Twin-SAM V4.0 (20deg probe tilt)_Left-Right; Type: QD 000 P40 CC;
- Measurement SW: DASY52, Version 52.10 (4); SEMCAD X Version 14.6.14 (7483)

GSM850 2Tx BodyWorn Rear 190ch/Area Scan (8x14x1): Measurement grid: dx=15mm, dy=15mm
 Maximum value of SAR (measured) = 0.461 W/kg

GSM850 2Tx BodyWorn Rear 190ch/Zoom Scan (5x5x7)/Cube 0: Measurement grid: dx=8mm, dy=8mm, dz=5mm
 Reference Value = 17.67 V/m; Power Drift = -0.04 dB
 Peak SAR (extrapolated) = 0.691 W/kg
SAR(1 g) = 0.401 W/kg; SAR(10 g) = 0.231 W/kg
 Maximum value of SAR (measured) = 0.572 W/kg



0 dB = 0.572 W/kg = -2.43 dBW/kg

Test Laboratory: HCT CO., LTD
EUT Type: Mobile Phone
Liquid Temperature: 20.8 °C
Ambient Temperature: 20.9 °C
Test Date: 11/28/2022
Plot No.: B2

Communication System: UID 0, GSM 1900 2Tx (0); Frequency: 1880 MHz;Duty Cycle: 1:4.14954
Medium parameters used: $f = 1880$ MHz; $\sigma = 1.394$ S/m; $\epsilon_r = 39.473$; $\rho = 1000$ kg/m³
Phantom section: Flat Section

DASY5 Configuration:

- Probe: EX3DV4 - SN7655; ConvF(8.41, 8.41, 8.41) @ 1880 MHz; Calibrated: 2022-06-20
- Sensor-Surface: 1.4mm (Mechanical Surface Detection)
- Electronics: DAE4 Sn446; Calibrated: 2022-11-16
- Phantom: Twin-SAM V4.0 (20deg probe tilt)_Left-Right; Type: QD 000 P40 CC;
- Measurement SW: DASY52, Version 52.10 (4); SEMCAD X Version 14.6.14 (7483)

GSM1900 2TX BodyWorn Rear 661ch/Area Scan (8x14x1): Measurement grid: dx=15mm, dy=15mm
Maximum value of SAR (measured) = 0.547 W/kg

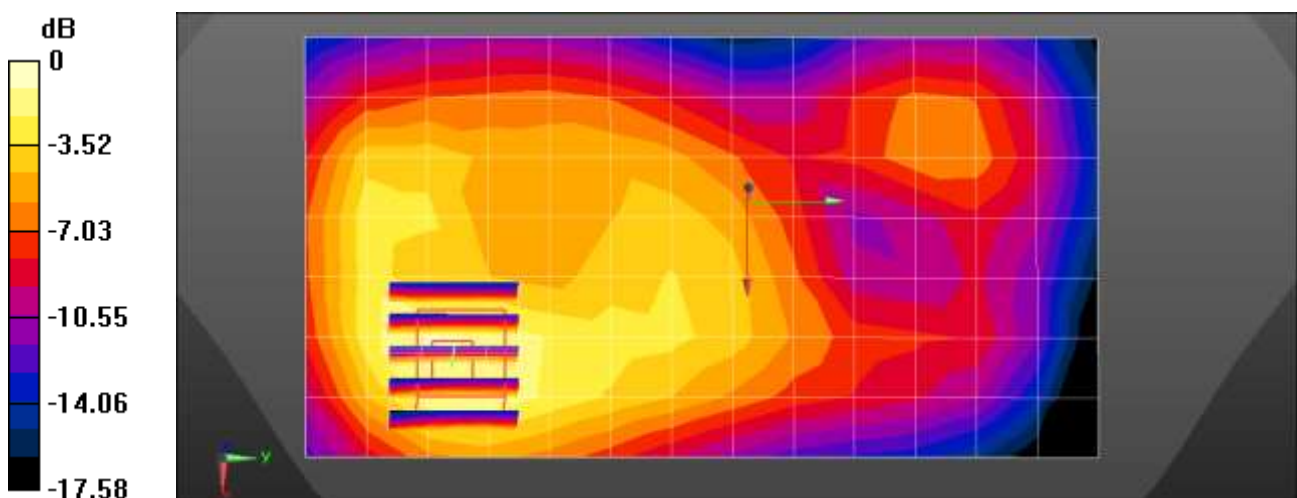
GSM1900 2TX BodyWorn Rear 661ch/Zoom Scan (5x5x7)/Cube 0: Measurement grid: dx=8mm, dy=8mm, dz=5mm

Reference Value = 14.04 V/m; Power Drift = -0.14 dB

Peak SAR (extrapolated) = 0.826 W/kg

SAR(1 g) = 0.478 W/kg; SAR(10 g) = 0.273 W/kg

Maximum value of SAR (measured) = 0.699 W/kg



0 dB = 0.699 W/kg = -1.56 dBW/kg

Test Laboratory: HCT CO., LTD
EUT Type: Mobile Phone
Liquid Temperature: 21.4 °C
Ambient Temperature: 21.5 °C
Test Date: 11/30/2022
Plot No.: B3

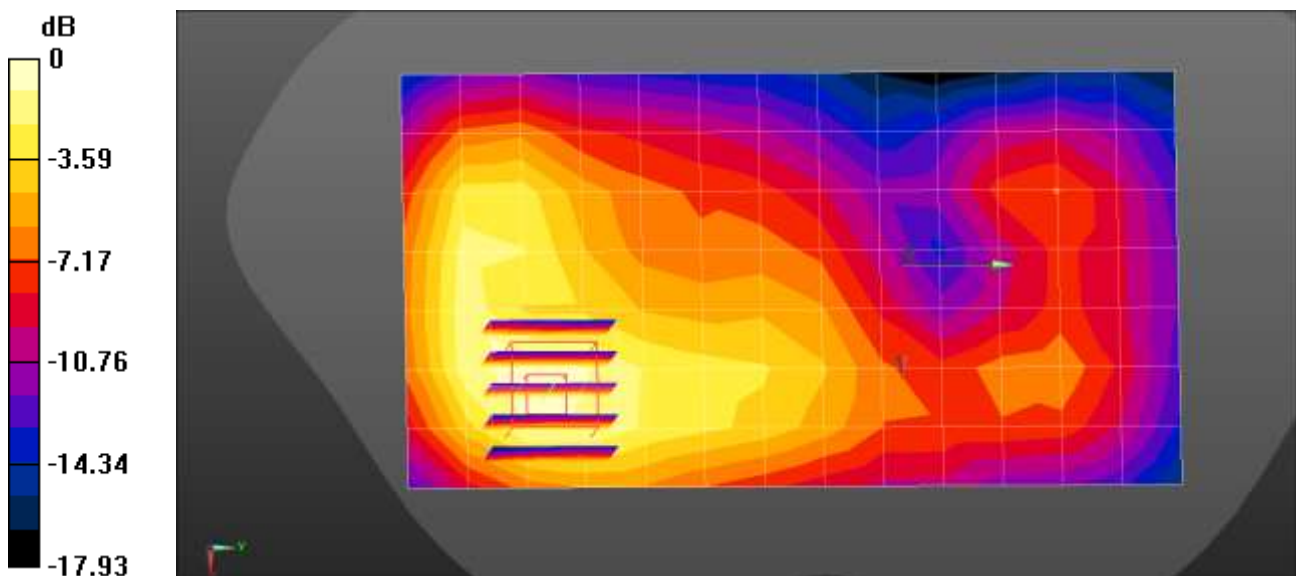
Communication System: UID 0, WCDMA1900 (0); Frequency: 1880 MHz;Duty Cycle: 1:1
Medium parameters used: $f = 1880$ MHz; $\sigma = 1.38$ S/m; $\epsilon_r = 39.023$; $\rho = 1000$ kg/m³
Phantom section: Flat Section

DASY5 Configuration:

- Probe: EX3DV4 - SN7655; ConvF(8.41, 8.41, 8.41) @ 1880 MHz; Calibrated: 2022-06-20
- Sensor-Surface: 1.4mm (Mechanical Surface Detection)
- Electronics: DAE4 Sn1417; Calibrated: 2022-02-24
- Phantom: Twin-SAM V4.0 (20deg probe tilt)_Left-Right; Type: QD 000 P40 CC;
- Measurement SW: DASY52, Version 52.10 (4); SEMCAD X Version 14.6.14 (7483)

UMTS Band 2 BodyWorn Rear 9400ch/Area Scan (8x14x1): Measurement grid: dx=15mm, dy=15mm
Maximum value of SAR (measured) = 0.660 W/kg

UMTS Band 2 BodyWorn Rear 9400ch/Zoom Scan (5x5x7)/Cube 0: Measurement grid: dx=8mm, dy=8mm, dz=5mm
Reference Value = 11.48 V/m; Power Drift = -0.01 dB
Peak SAR (extrapolated) = 0.911 W/kg
SAR(1 g) = 0.536 W/kg; SAR(10 g) = 0.310 W/kg
Maximum value of SAR (measured) = 0.778 W/kg



0 dB = 0.778 W/kg = -1.09 dBW/kg

Test Laboratory: HCT CO., LTD
 EUT Type: Mobile Phone
 Liquid Temperature: 21.6 °C
 Ambient Temperature: 21.7 °C
 Test Date: 12/01/2022
 Plot No.: B4

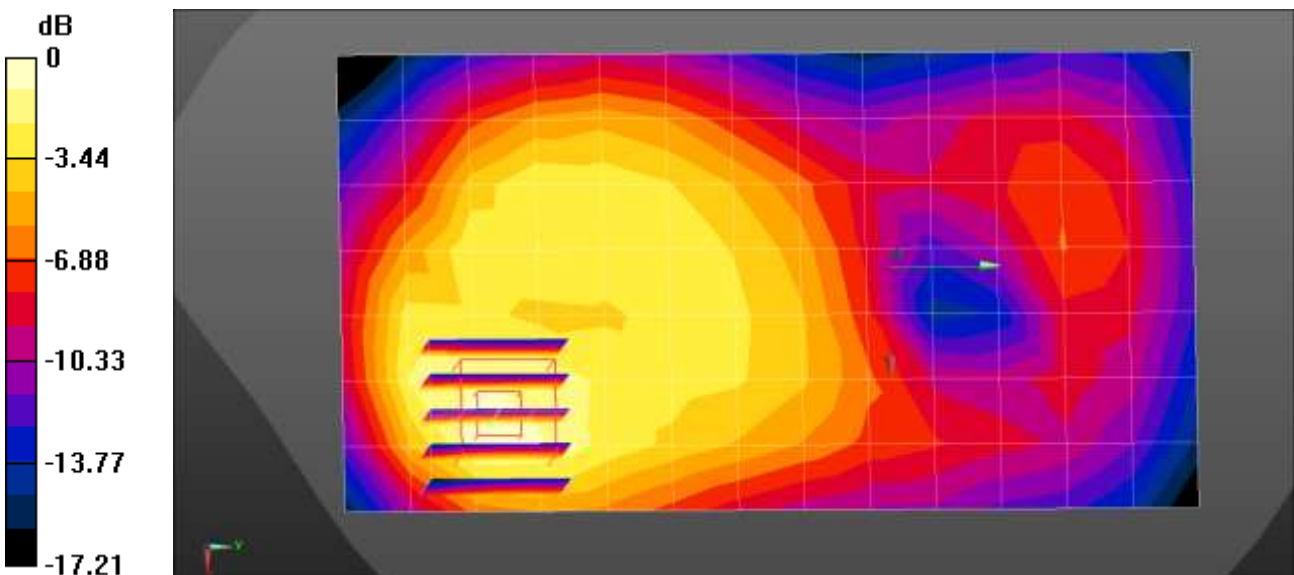
Communication System: UID 0, WCDMA IV (0); Frequency: 1732.4 MHz; Duty Cycle: 1:1
 Medium parameters used (interpolated): $f = 1732.4$ MHz; $\sigma = 1.338$ S/m; $\epsilon_r = 39.689$; $\rho = 1000$ kg/m³
 Phantom section: Flat Section

DASY5 Configuration:

- Probe: EX3DV4 - SN7655; ConvF(8.73, 8.73, 8.73) @ 1732.4 MHz; Calibrated: 2022-06-20
- Sensor-Surface: 1.4mm (Mechanical Surface Detection)
- Electronics: DAE4 Sn1417; Calibrated: 2022-02-24
- Phantom: Twin-SAM V4.0 (20deg probe tilt)_Left-Right; Type: QD 000 P40 CC;
- Measurement SW: DASY52, Version 52.10 (4); SEMCAD X Version 14.6.14 (7483)

UMTS Band 4 BodyWorn Rear 1412ch/Area Scan (8x14x1): Measurement grid: dx=15mm, dy=15mm
 Maximum value of SAR (measured) = 0.605 W/kg

UMTS Band 4 BodyWorn Rear 1412ch/Zoom Scan (5x5x7)/Cube 0: Measurement grid: dx=8mm, dy=8mm, dz=5mm
 Reference Value = 14.36 V/m; Power Drift = -0.09 dB
 Peak SAR (extrapolated) = 0.869 W/kg
SAR(1 g) = 0.512 W/kg; SAR(10 g) = 0.294 W/kg
 Maximum value of SAR (measured) = 0.734 W/kg



0 dB = 0.734 W/kg = -1.34 dBW/kg

Test Laboratory: HCT CO., LTD
EUT Type: Mobile Phone
Liquid Temperature: 19.6 °C
Ambient Temperature: 19.7 °C
Test Date: 12/02/2022
Plot No.: B5

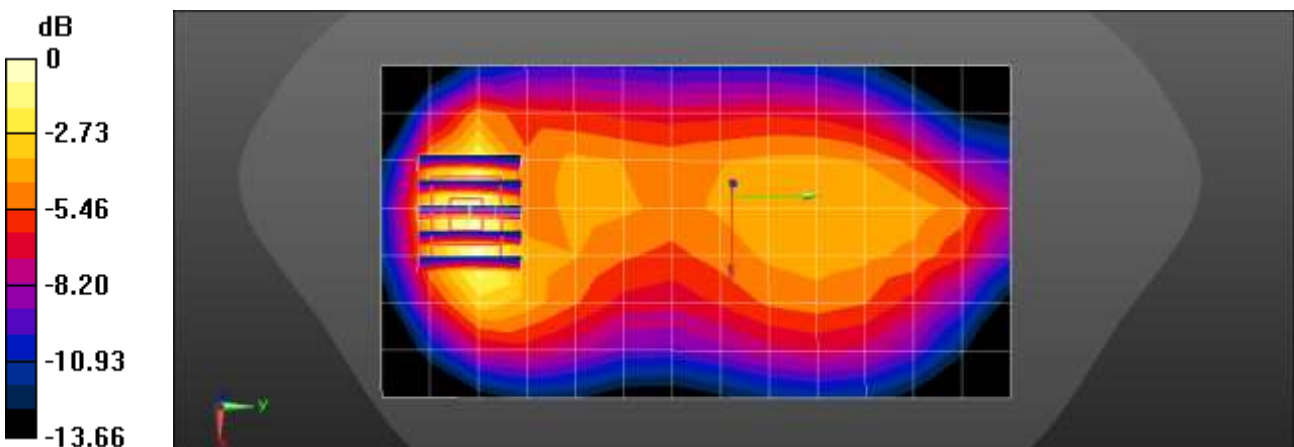
Communication System: UID 0, WCDMA850 (0); Frequency: 836.6 MHz;Duty Cycle: 1:1
Medium parameters used (interpolated): $f = 836.6$ MHz; $\sigma = 0.936$ S/m; $\epsilon_r = 42.391$; $\rho = 1000$ kg/m³
Phantom section: Flat Section

DASY5 Configuration:

- Probe: EX3DV4 - SN7655; ConvF(9.76, 9.76, 9.76) @ 836.6 MHz; Calibrated: 2022-06-20
- Sensor-Surface: 1.4mm (Mechanical Surface Detection)
- Electronics: DAE4 Sn1417; Calibrated: 2022-02-24
- Phantom: Twin-SAM V4.0 (20deg probe tilt)_Left-Right; Type: QD 000 P40 CC;
- Measurement SW: DASY52, Version 52.10 (4); SEMCAD X Version 14.6.14 (7483)

UMTS Band 5 BodyWorn Rear 4183ch/Area Scan (8x14x1): Measurement grid: dx=15mm, dy=15mm
Maximum value of SAR (measured) = 0.543 W/kg

UMTS Band 5 BodyWorn Rear 4183ch/Zoom Scan (5x5x7)/Cube 0: Measurement grid: dx=8mm, dy=8mm, dz=5mm
Reference Value = 15.43 V/m; Power Drift = -0.03 dB
Peak SAR (extrapolated) = 0.703 W/kg
SAR(1 g) = 0.405 W/kg; SAR(10 g) = 0.236 W/kg
Maximum value of SAR (measured) = 0.597 W/kg



0 dB = 0.597 W/kg = -2.24 dBW/kg

Test Laboratory: HCT CO., LTD
 EUT Type: Mobile Phone
 Liquid Temperature: 21.2 °C
 Ambient Temperature: 21.3 °C
 Test Date: 12/05/2022
 Plot No.: B6

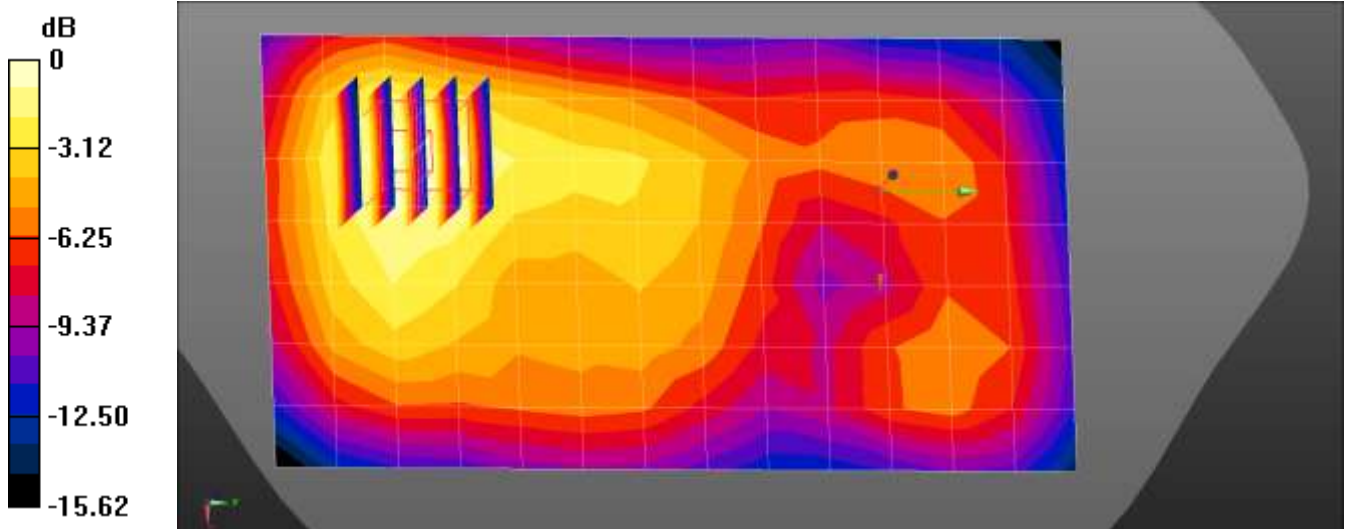
Communication System: UID 0, LTE Band2 (0); Frequency: 1880 MHz;Duty Cycle: 1:1
 Medium parameters used: $f = 1880 \text{ MHz}$; $\sigma = 1.38 \text{ S/m}$; $\epsilon_r = 39.028$; $\rho = 1000 \text{ kg/m}^3$
 Phantom section: Flat Section

DASY5 Configuration:

- Probe: EX3DV4 - SN7655; ConvF(8.41, 8.41, 8.41) @ 1880 MHz; Calibrated: 2022-06-20
- Sensor-Surface: 1.4mm (Mechanical Surface Detection)
- Electronics: DAE4 Sn446; Calibrated: 2022-11-16
- Phantom: Twin-SAM V4.0 (20deg probe tilt)_Left-Right; Type: QD 000 P40 CC;
- Measurement SW: DASY52, Version 52.10 (4); SEMCAD X Version 14.6.13 (7474)

LTE Band 2 BodyWorn Front QPSK 20MHz 1RB 49offset 18900ch/Area Scan (8x14x1): Measurement grid: $dx=15\text{mm}$, $dy=15\text{mm}$
 Maximum value of SAR (measured) = 0.549 W/kg

LTE Band 2 BodyWorn Front QPSK 20MHz 1RB 49offset 18900ch/Zoom Scan (5x5x7)/Cube 0: Measurement grid: $dx=8\text{mm}$, $dy=8\text{mm}$, $dz=5\text{mm}$
 Reference Value = 12.73 V/m; Power Drift = -0.12 dB
 Peak SAR (extrapolated) = 0.659 W/kg
SAR(1 g) = 0.392 W/kg; SAR(10 g) = 0.235 W/kg
 Maximum value of SAR (measured) = 0.554 W/kg



0 dB = 0.554 W/kg = -2.56 dBW/kg

Test Laboratory: HCT CO., LTD
 EUT Type: Mobile Phone
 Liquid Temperature: 20.6 °C
 Ambient Temperature: 20.7 °C
 Test Date: 12/26/2022
 Plot No.: B7

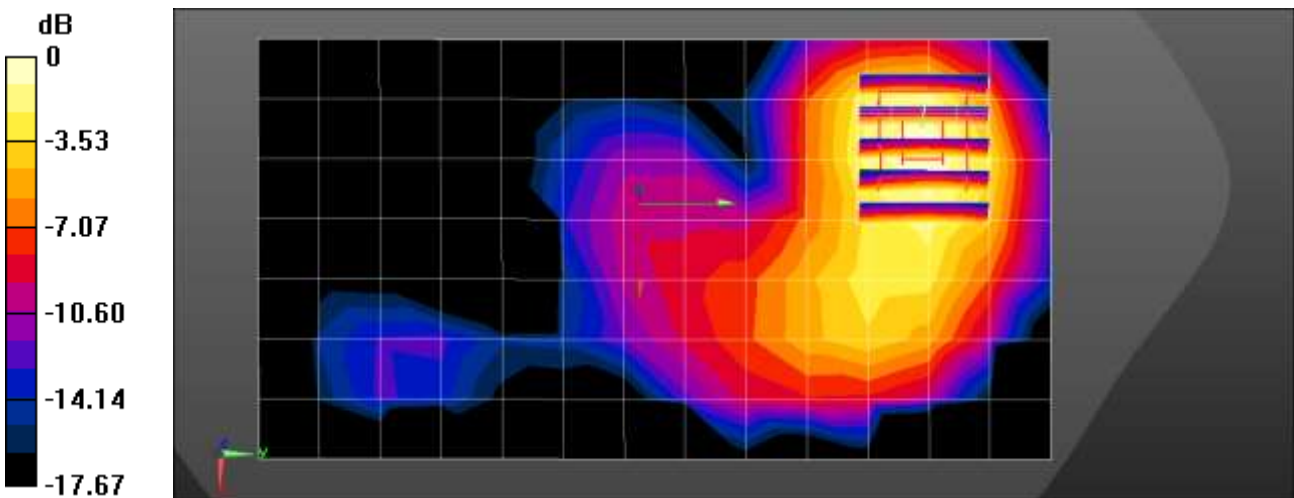
Communication System: UID 0, LTE Band2 (0); Frequency: 1880 MHz;Duty Cycle: 1:1
 Medium parameters used: $f = 1880$ MHz; $\sigma = 1.38$ S/m; $\epsilon_r = 39.028$; $\rho = 1000$ kg/m³
 Phantom section: Flat Section

DASY5 Configuration:

- Probe: EX3DV4 - SN7655; ConvF(8.41, 8.41, 8.41) @ 1880 MHz; Calibrated: 2022-06-20
- Sensor-Surface: 1.4mm (Mechanical Surface Detection)
- Electronics: DAE4 Sn446; Calibrated: 2022-11-16
- Phantom: Twin-SAM V4.0 (20deg probe tilt)_Left-Right; Type: QD 000 P40 CC; Serial: xxxx
- Measurement SW: DASY52, Version 52.10 (4); SEMCAD X Version 14.6.14 (7483)

LTE Band 2 BodyWorn Rear QPSK 20MHz 50RB 25offset 18900ch/Area Scan (8x14x1): Measurement grid: dx=15mm, dy=15mm
 Maximum value of SAR (measured) = 0.0949 W/kg

LTE Band 2 BodyWorn Rear QPSK 20MHz 50RB 25offset 18900ch/Zoom Scan (5x5x7)/Cube 0: Measurement grid: dx=8mm, dy=8mm, dz=5mm
 Reference Value = 2.705 V/m; Power Drift = 0.07 dB
 Peak SAR (extrapolated) = 0.122 W/kg
SAR(1 g) = 0.068 W/kg; SAR(10 g) = 0.038 W/kg
 Maximum value of SAR (measured) = 0.0964 W/kg



0 dB = 0.0964 W/kg = -10.16 dBW/kg

Test Laboratory: HCT CO., LTD
 EUT Type: Mobile Phone
 Liquid Temperature: 20.6 °C
 Ambient Temperature: 20.7 °C
 Test Date: 12/06/2022
 Plot No.: B8

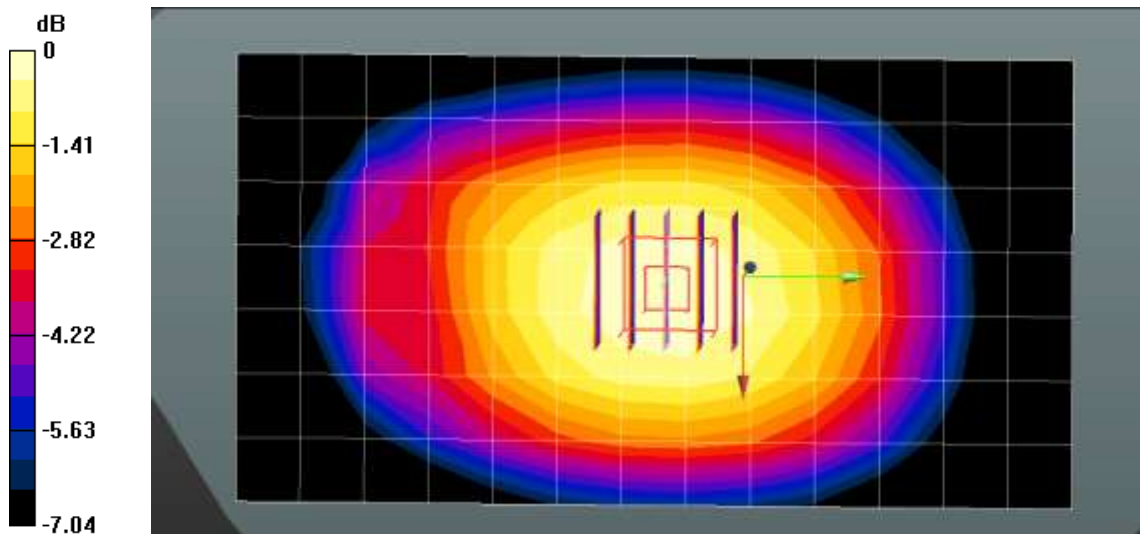
Communication System: UID 0, LTE Band 12 (0); Frequency: 707.5 MHz; Duty Cycle: 1:1
 Medium parameters used (interpolated): $f = 707.5 \text{ MHz}$; $\sigma = 0.887 \text{ S/m}$; $\epsilon_r = 43.452$; $\rho = 1000 \text{ kg/m}^3$
 Phantom section: Flat Section

DASY5 Configuration:

- Probe: EX3DV4 - SN7751; ConvF(9.87, 9.87, 9.87) @ 707.5 MHz; Calibrated: 2022-10-07
- Sensor-Surface: 1.4mm (Mechanical Surface Detection)
- Electronics: DAE4 Sn1464; Calibrated: 2022-06-15
- Phantom: SAM_Left_20170913; Type: QD000P40CD; Serial: 1803
- Measurement SW: DASY52, Version 52.10 (4); SEMCAD X Version 14.6.14 (7483)

LTE Band 12 BodyWorn Rear QPSK 10MHz 1RB 0offset 23095ch/Area Scan (8x14x1): Measurement grid: $dx=15\text{mm}$, $dy=15\text{mm}$
 Maximum value of SAR (measured) = 0.343 W/kg

LTE Band 12 BodyWorn Rear QPSK 10MHz 1RB 0offset 23095ch/Zoom Scan (5x5x7)/Cube 0: Measurement grid: $dx=8\text{mm}$, $dy=8\text{mm}$, $dz=5\text{mm}$
 Reference Value = 20.84 V/m; Power Drift = 0.01 dB
 Peak SAR (extrapolated) = 0.380 W/kg
SAR(1 g) = 0.298 W/kg; SAR(10 g) = 0.232 W/kg
 Maximum value of SAR (measured) = 0.353 W/kg



0 dB = 0.353 W/kg = -4.52 dBW/kg

Test Laboratory: HCT CO., LTD
 EUT Type: Mobile Phone
 Liquid Temperature: 21.5 °C
 Ambient Temperature: 21.6 °C
 Test Date: 12/07/2022
 Plot No.: B9

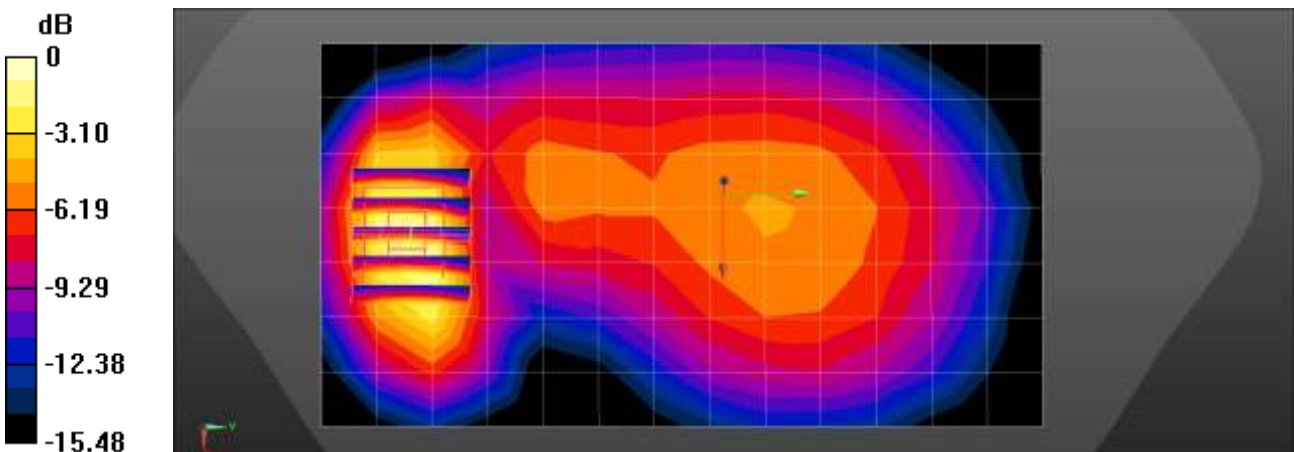
Communication System: UID 0, LTE band 26 (0); Frequency: 831.5 MHz;Duty Cycle: 1:1
 Medium parameters used (interpolated): $f = 831.5 \text{ MHz}$; $\sigma = 0.933 \text{ S/m}$; $\epsilon_r = 42.813$; $\rho = 1000 \text{ kg/m}^3$
 Phantom section: Flat Section

DASY5 Configuration:

- Probe: EX3DV4 - SN7655; ConvF(9.76, 9.76, 9.76) @ 831.5 MHz; Calibrated: 2022-06-20
- Sensor-Surface: 1.4mm (Mechanical Surface Detection)
- Electronics: DAE4 Sn1417; Calibrated: 2022-02-24
- Phantom: Twin-SAM V4.0 (20deg probe tilt)_Left-Right; Type: QD 000 P40 CC; Serial: xxxx
- Measurement SW: DASY52, Version 52.10 (4); SEMCAD X Version 14.6.14 (7483)

LTE Band 26 BodyWorn Rear QPSK 15MHz 1RB 0offset 26865ch/Area Scan (8x14x1): Measurement grid: $dx=15\text{mm}$, $dy=15\text{mm}$
 Maximum value of SAR (measured) = 0.416 W/kg

LTE Band 26 BodyWorn Rear QPSK 15MHz 1RB 0offset 26865ch/Zoom Scan (5x5x7)/Cube 0: Measurement grid: $dx=8\text{mm}$, $dy=8\text{mm}$, $dz=5\text{mm}$
 Reference Value = 12.89 V/m; Power Drift = -0.01 dB
 Peak SAR (extrapolated) = 0.606 W/kg
SAR(1 g) = 0.351 W/kg; SAR(10 g) = 0.201 W/kg
 Maximum value of SAR (measured) = 0.510 W/kg



0 dB = 0.510 W/kg = -2.92 dBW/kg

Test Laboratory: HCT CO., LTD
EUT Type: Mobile Phone
Liquid Temperature: 20.8 °C
Ambient Temperature: 20.9 °C
Test Date: 12/06/2022
Plot No.: B10

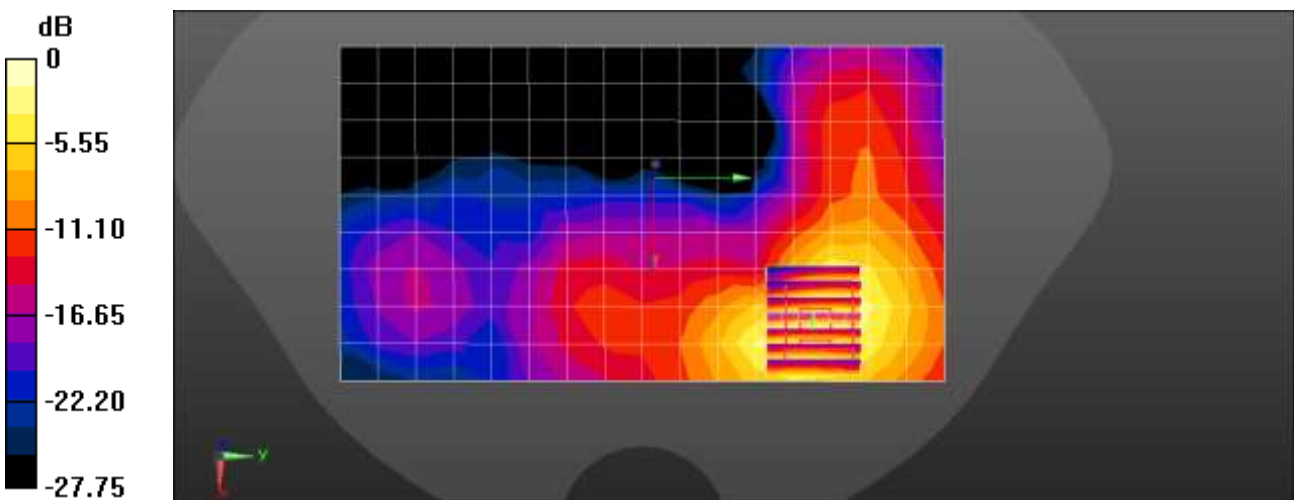
Communication System: UID 0, LTE Band41 (0); Frequency: 2593 MHz;Duty Cycle: 1:1.58016
Medium parameters used (interpolated): $f = 2593$ MHz; $\sigma = 2.027$ S/m; $\epsilon_r = 38.619$; $\rho = 1000$ kg/m³
Phantom section: Flat Section

DASY5 Configuration:

- Probe: EX3DV4 - SN7655; ConvF(8.05, 8.05, 8.05) @ 2593 MHz; Calibrated: 2022-06-20
- Sensor-Surface: 1.4mm (Mechanical Surface Detection)
- Electronics: DAE4 Sn446; Calibrated: 2022-11-16
- Phantom: Twin-SAM V4.0 (20deg probe tilt)_Left-Right; Type: QD 000 P40 CC;
- Measurement SW: DASY52, Version 52.10 (4); SEMCAD X Version 14.6.14 (7483)

LTE Band 41 BodyWorn Rear QPSK 20MHz 1RB 0offset 40620ch/Area Scan (10x17x1): Measurement grid: dx=12mm, dy=12mm
Maximum value of SAR (measured) = 0.428 W/kg

LTE Band 41 BodyWorn Rear QPSK 20MHz 1RB 0offset 40620ch/Zoom Scan (7x7x7)/Cube 0: Measurement grid: dx=5mm, dy=5mm, dz=5mm
Reference Value = 1.731 V/m; Power Drift = -0.15 dB
Peak SAR (extrapolated) = 0.640 W/kg
SAR(1 g) = 0.319 W/kg; SAR(10 g) = 0.156 W/kg
Maximum value of SAR (measured) = 0.521 W/kg



0 dB = 0.521 W/kg = -2.83 dBW/kg

Test Laboratory: HCT CO., LTD
 EUT Type: Mobile Phone
 Liquid Temperature: 21.7 °C
 Ambient Temperature: 21.8 °C
 Test Date: 12/08/2022
 Plot No.: B11

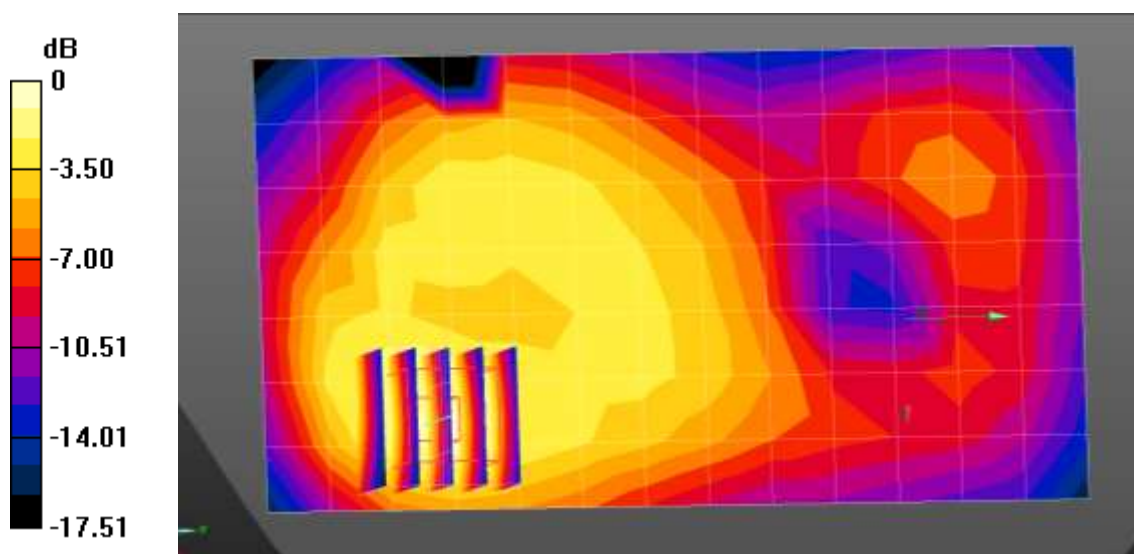
Communication System: UID 0, LTE Band66 (0); Frequency: 1770 MHz;Duty Cycle: 1:1
 Medium parameters used: $f = 1770 \text{ MHz}$; $\sigma = 1.369 \text{ S/m}$; $\epsilon_r = 39.541$; $\rho = 1000 \text{ kg/m}^3$
 Phantom section: Flat Section

DASY5 Configuration:

- Probe: EX3DV4 - SN7655; ConvF(8.73, 8.73, 8.73) @ 1770 MHz; Calibrated: 2022-06-20
- Sensor-Surface: 1.4mm (Mechanical Surface Detection)
- Electronics: DAE4 Sn446; Calibrated: 2022-11-16
- Phantom: Twin-SAM V4.0 (20deg probe tilt)_Left-Right; Type: QD 000 P40 CC;
- Measurement SW: DASY52, Version 52.10 (4); SEMCAD X Version 14.6.13 (7474)

LTE Band 66 BodyWorn Rear QPSK 20MHz 1RB 49offset 132572ch/Area Scan (8x14x1): Measurement grid: $dx=15\text{mm}$, $dy=15\text{mm}$
 Maximum value of SAR (measured) = 0.569 W/kg

LTE Band 66 BodyWorn Rear QPSK 20MHz 1RB 49offset 132572ch/Zoom Scan (5x5x7)/Cube 0: Measurement grid: $dx=8\text{mm}$, $dy=8\text{mm}$, $dz=5\text{mm}$
 Reference Value = 14.26 V/m; Power Drift = 0.07 dB
 Peak SAR (extrapolated) = 0.801 W/kg
SAR(1 g) = 0.473 W/kg; SAR(10 g) = 0.272 W/kg
 Maximum value of SAR (measured) = 0.680 W/kg



0 dB = 0.680 W/kg = -1.67 dBW/kg

Test Laboratory: HCT CO., LTD
 EUT Type: Mobile Phone
 Liquid Temperature: 23.0 °C
 Ambient Temperature: 23.1 °C
 Test Date: 12/08/2022
 Plot No.: B12

Communication System: UID 0, NR n5 (0); Frequency: 836.5 MHz; Duty Cycle: 1:1
 Medium parameters used (interpolated): $f = 836.5 \text{ MHz}$; $\sigma = 0.923 \text{ S/m}$; $\epsilon_r = 42.406$; $\rho = 1000 \text{ kg/m}^3$
 Phantom section: Flat Section

DASY5 Configuration:

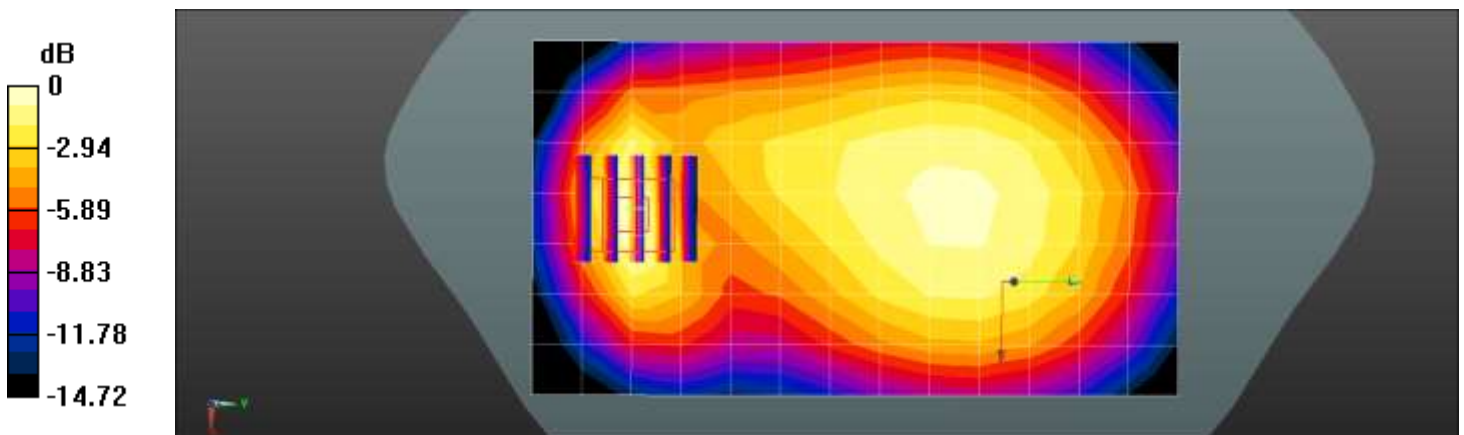
- Probe: EX3DV4 - SN7751; ConvF(9.57, 9.57, 9.57); Calibrated: 2022-10-07;
- Sensor-Surface: 1.4mm (Mechanical Surface Detection)
- Electronics: DAE4 Sn1464; Calibrated: 2022-06-15
- Phantom: SAM_Left_20170913; Type: QD000P40CD; Serial: 1803
- Measurement SW: DASY52, Version 52.10 (4); SEMCAD X Version 14.6.10 (7373)

NR Band 5 BodyWorn Rear DFT-s QPSK 20MHz 50RB 28offset 167300ch/Area Scan (8x14x1):

Measurement grid: $dx=15\text{mm}$, $dy=15\text{mm}$
 Maximum value of SAR (measured) = 0.328 W/kg

NR Band 5 BodyWorn Rear DFT-s QPSK 20MHz 50RB 28offset 167300ch/Zoom Scan (5x5x7)/Cube 0:

Measurement grid: $dx=8\text{mm}$, $dy=8\text{mm}$, $dz=5\text{mm}$
 Reference Value = 17.23 V/m; Power Drift = -0.03 dB
 Peak SAR (extrapolated) = 0.398 W/kg
SAR(1 g) = 0.230 W/kg; SAR(10 g) = 0.133 W/kg
 Maximum value of SAR (measured) = 0.337 W/kg



0 dB = 0.337 W/kg = -4.72 dBW/kg

Test Laboratory: HCT CO., LTD
 EUT Type: Mobile Phone
 Liquid Temperature: 21.6 °C
 Ambient Temperature: 21.7 °C
 Test Date: 12/12/2022
 Plot No.: B13

Communication System: UID 0, NR n66 (0); Frequency: 1770 MHz; Duty Cycle: 1:1
 Medium parameters used: $f = 1770$ MHz; $\sigma = 1.409$ S/m; $\epsilon_r = 39.903$; $\rho = 1000$ kg/m³
 Phantom section: Flat Section

DASY5 Configuration:

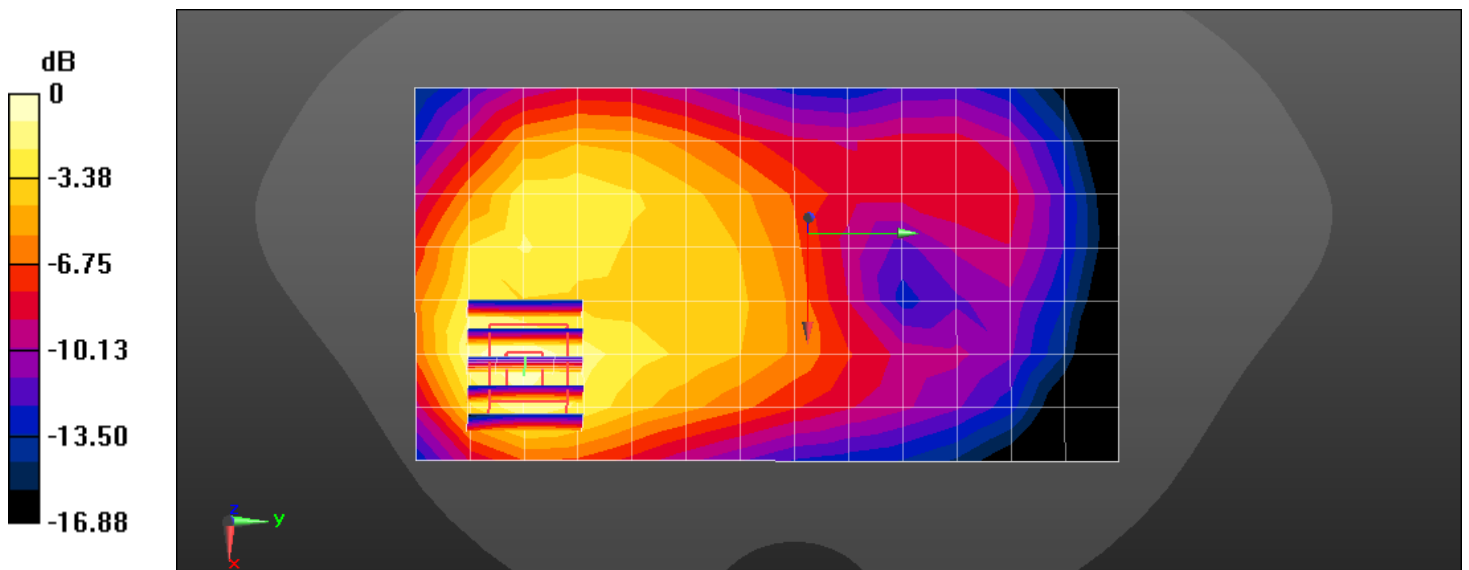
- Probe: EX3DV4 - SN7655; ConvF(8.73, 8.73, 8.73) @ 1770 MHz; Calibrated: 2022-06-20
- Sensor-Surface: 1.4mm (Mechanical Surface Detection)
- Electronics: DAE4 Sn446; Calibrated: 2022-11-16
- Phantom: Twin-SAM V4.0 (20deg probe tilt)_Left-Right; Type: QD 000 P40 CC;
- Measurement SW: DASY52, Version 52.10 (4); SEMCAD X Version 14.6.14 (7483)

NR Band n66 BodyWorn Rear DFT-s QPSK 20MHz 50RB 28offset 354000ch/Area Scan (8x14x1):

Measurement grid: dx=15mm, dy=15mm
 Maximum value of SAR (measured) = 0.582 W/kg

NR Band n66 BodyWorn Rear DFT-s QPSK 20MHz 50RB 28offset 354000ch/Zoom Scan (5x5x7)/Cube

0: Measurement grid: dx=8mm, dy=8mm, dz=5mm
 Reference Value = 11.09 V/m; Power Drift = -0.01 dB
 Peak SAR (extrapolated) = 0.748 W/kg
SAR(1 g) = 0.437 W/kg; SAR(10 g) = 0.250 W/kg
 Maximum value of SAR (measured) = 0.637 W/kg



0 dB = 0.637 W/kg = -1.96 dBW/kg

Test Laboratory: HCT CO., LTD
 EUT Type: Mobile Phone
 Liquid Temperature: 21.1 °C
 Ambient Temperature: 21.2 °C
 Test Date: 12/07/2022
 Plot No.: B14

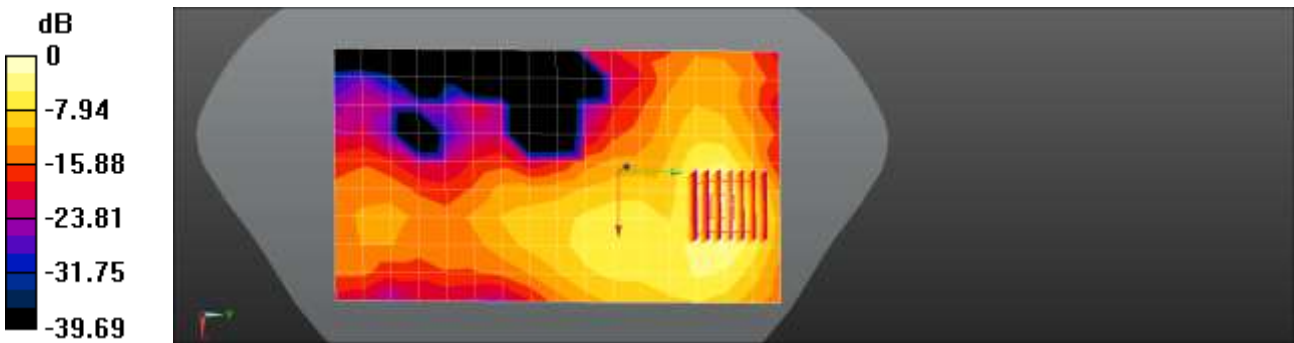
Communication System: UID 0, 2450MHz FCC (0); Frequency: 2412 MHz; Duty Cycle: 1:1
 Medium parameters used (interpolated): $f = 2412$ MHz; $\sigma = 1.791$ S/m; $\epsilon_r = 37.926$; $\rho = 1000$ kg/m³
 Phantom section: Flat Section

DASY5 Configuration:

- Probe: EX3DV4 - SN7680; ConvF(7.92, 7.92, 7.92) @ 2412 MHz; Calibrated: 2022-09-29
- Sensor-Surface: 1.4mm (Mechanical Surface Detection)
- Electronics: DAE4 Sn1720; Calibrated: 2022-05-09
- Phantom: SAM with CRP v5.0(Front); Type: QD000P40CD; Serial: TP:xxxx
- Measurement SW: DASY52, Version 52.10 (4); SEMCAD X Version 14.6.14 (7483)

802.11b Bodyworn Rear 1Mbps 1ch/Area Scan (10x17x1): Measurement grid: dx=12mm, dy=12mm
 Maximum value of SAR (measured) = 0.273 W/kg

802.11b Bodyworn Rear 1Mbps 1ch/Zoom Scan (7x7x7)/Cube 0: Measurement grid: dx=5mm, dy=5mm, dz=5mm
 Reference Value = 2.182 V/m; Power Drift = -0.01 dB
 Peak SAR (extrapolated) = 0.361 W/kg
SAR(1 g) = 0.167 W/kg; SAR(10 g) = 0.075 W/kg
 Maximum value of SAR (measured) = 0.285 W/kg



0 dB = 0.285 W/kg = -5.45 dBW/kg

Test Laboratory: HCT CO., LTD
 EUT Type: Mobile Phone
 Liquid Temperature: 23.2 °C
 Ambient Temperature: 23.3 °C
 Test Date: 12/07/2022
 Plot No.: B15

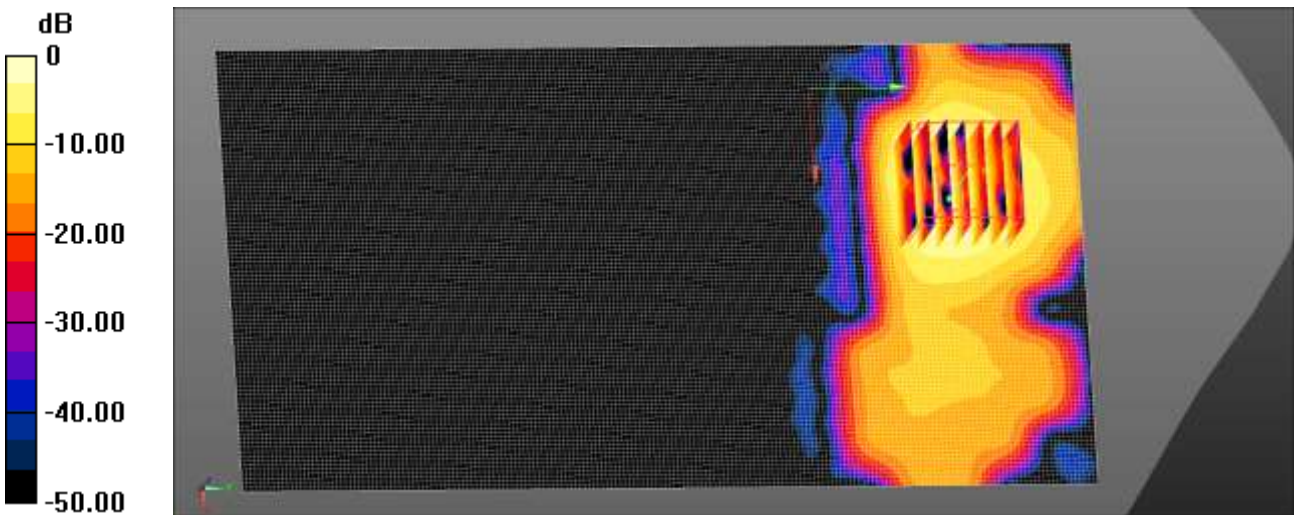
Communication System: UID 0, WIFI 5GHz (0); Frequency: 5320 MHz;Duty Cycle: 1:1
 Medium parameters used: $f = 5320 \text{ MHz}$; $\sigma = 4.79 \text{ S/m}$; $\epsilon_r = 36.856$; $\rho = 1000 \text{ kg/m}^3$
 Phantom section: Flat Section

DASY5 Configuration:

- Probe: EX3DV4 - SN7370; ConvF(5.19, 5.19, 5.19) @ 5320 MHz; Calibrated: 2022-08-19
- Sensor-Surface: 1.4mm (Mechanical Surface Detection)
- Electronics: DAE4 Sn1750; Calibrated: 2022-10-10
- Phantom: SAM with CRP v5.0 Front; Type: QD000P40CD; Serial: TP:xxxx
- Measurement SW: DASY52, Version 52.10 (3); SEMCAD X Version 14.6.13 (7474)

802.11a Body Rear 6Mbps 64ch/Area Scan (101x191x1): Interpolated grid: $dx=1.000 \text{ mm}$, $dy=1.000 \text{ mm}$
 Maximum value of SAR (interpolated) = 0.565 W/kg

802.11a Body Rear 6Mbps 64ch/Zoom Scan (7x7x7)/Cube 0: Measurement grid: $dx=4\text{mm}$, $dy=4\text{mm}$, $dz=1.4\text{mm}$
 Reference Value = 0 V/m; Power Drift = 0.00 dB
 Peak SAR (extrapolated) = 0.770 W/kg
SAR(1 g) = 0.207 W/kg; SAR(10 g) = 0.068 W/kg
 Maximum value of SAR (measured) = 0.475 W/kg



0 dB = 0.475 W/kg = -3.23 dBW/kg

Test Laboratory: HCT CO., LTD
EUT Type: Mobile Phone
Liquid Temperature: 20.6 °C
Ambient Temperature: 20.7 °C
Test Date: 12/27/2022
Plot No.: B16

Communication System: UID 0, Bluetooth (0); Frequency: 2441 MHz;Duty Cycle: 1: 1.294
Medium parameters used (interpolated): $f = 2441$ MHz; $\sigma = 1.778$ S/m; $\epsilon_r = 37.793$; $\rho = 1000$ kg/m³
Phantom section: Flat Section

DASY5 Configuration:

- Probe: EX3DV4 - SN7655; ConvF(8.21, 8.21, 8.21) @ 2441 MHz; Calibrated: 2022-06-20
- Sensor-Surface: 1.4mm (Mechanical Surface Detection)
- Electronics: DAE4 Sn446; Calibrated: 2022-11-16
- Phantom: Twin-SAM V4.0 (20deg probe tilt)_Left-Right; Type: QD 000 P40 CC; Serial: xxxx
- Measurement SW: DASY52, Version 52.10 (4); SEMCAD X Version 14.6.14 (7483)

Bluetooth BodyWorn Rear DH5 39ch/Area Scan (10x17x1): Measurement grid: dx=12mm, dy=12mm
Maximum value of SAR (measured) = 0.0818 W/kg

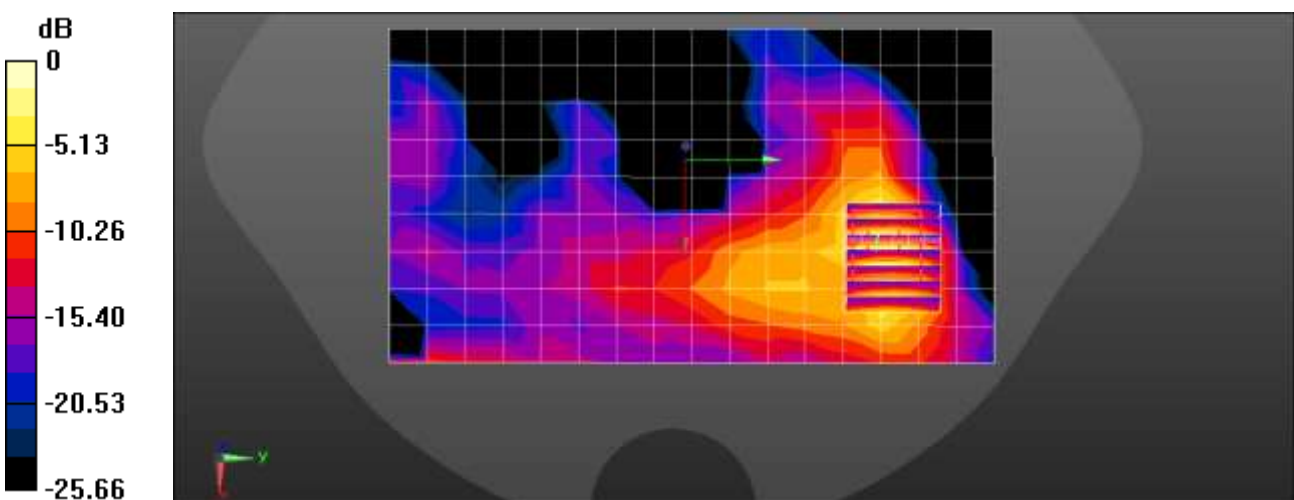
Bluetooth BodyWorn Rear DH5 39ch/Zoom Scan (7x7x7)/Cube 0: Measurement grid: dx=5mm, dy=5mm, dz=5mm

Reference Value = 3.604 V/m; Power Drift = -0.09 dB

Peak SAR (extrapolated) = 0.105 W/kg

SAR(1 g) = 0.050 W/kg; SAR(10 g) = 0.022 W/kg

Maximum value of SAR (measured) = 0.0804 W/kg



0 dB = 0.0804 W/kg = -10.95 dBW/kg

Test Laboratory: HCT CO., LTD
 EUT Type: Mobile Phone
 Liquid Temperature: 20.6 °C
 Ambient Temperature: 20.7 °C
 Test Date: 12/27/2022
 Plot No.: B17

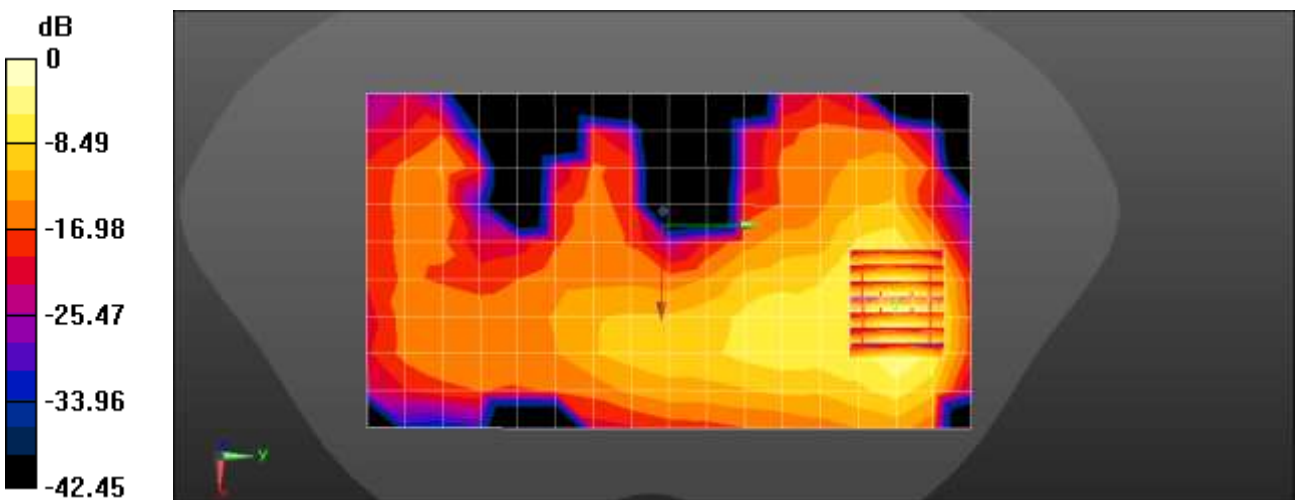
Communication System: UID 0, Bluetooth (0); Frequency: 2440 MHz; Duty Cycle: 1: 1.024
 Medium parameters used: $f = 2440 \text{ MHz}$; $\sigma = 1.777 \text{ S/m}$; $\epsilon_r = 37.797$; $\rho = 1000 \text{ kg/m}^3$
 Phantom section: Flat Section

DASY5 Configuration:

- Probe: EX3DV4 - SN7655; ConvF(8.21, 8.21, 8.21) @ 2440 MHz; Calibrated: 2022-06-20
- Sensor-Surface: 1.4mm (Mechanical Surface Detection)
- Electronics: DAE4 Sn446; Calibrated: 2022-11-16
- Phantom: Twin-SAM V4.0 (20deg probe tilt)_Left-Right; Type: QD 000 P40 CC; Serial: xxxx
- Measurement SW: DASY52, Version 52.10 (4); SEMCAD X Version 14.6.14 (7483)

Bluetooth LE BodyWorn Rear 125K 255Mbps 19ch/Area Scan (10x17x1): Measurement grid: $dx=12\text{mm}$, $dy=12\text{mm}$
 Maximum value of SAR (measured) = 0.108 W/kg

Bluetooth LE BodyWorn Rear 125K 255Mbps 19ch/Zoom Scan (7x7x7)/Cube 0: Measurement grid: $dx=5\text{mm}$, $dy=5\text{mm}$, $dz=5\text{mm}$
 Reference Value = 1.038 V/m; Power Drift = -0.11 dB
 Peak SAR (extrapolated) = 0.139 W/kg
SAR(1 g) = 0.067 W/kg; SAR(10 g) = 0.030 W/kg
 Maximum value of SAR (measured) = 0.110 W/kg



0 dB = 0.110 W/kg = -9.59 dBW/kg

Test Laboratory: HCT CO., LTD
EUT Type: Mobile Phone
Liquid Temperature: 21.2 °C
Ambient Temperature: 21.3 °C
Test Date: 11/29/2022
Plot No.: C1

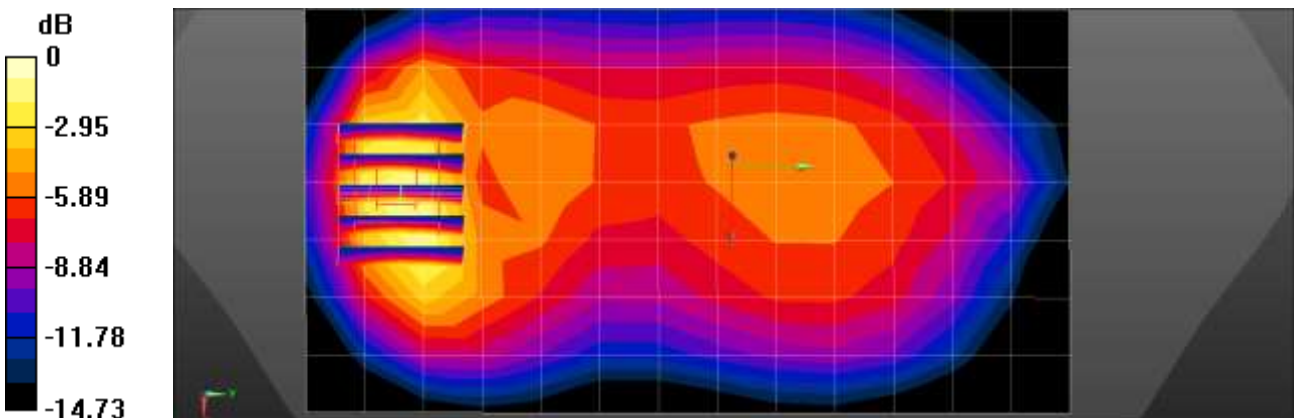
Communication System: UID 0, GSM 850 2Tx (0); Frequency: 836.6 MHz;Duty Cycle: 1:4.14954
Medium parameters used (interpolated): $f = 836.6$ MHz; $\sigma = 0.923$ S/m; $\epsilon_r = 42.665$; $\rho = 1000$ kg/m³
Phantom section: Flat Section

DASY5 Configuration:

- Probe: EX3DV4 - SN7655; ConvF(9.76, 9.76, 9.76) @ 836.6 MHz; Calibrated: 2022-06-20
- Sensor-Surface: 1.4mm (Mechanical Surface Detection)
- Electronics: DAE4 Sn1417; Calibrated: 2022-02-24
- Phantom: Twin-SAM V4.0 (20deg probe tilt)_Left-Right; Type: QD 000 P40 CC;
- Measurement SW: DASY52, Version 52.10 (4); SEMCAD X Version 14.6.14 (7483)

GSM850 2Tx Body Rear 190ch/Area Scan (8x14x1): Measurement grid: dx=15mm, dy=15mm
Maximum value of SAR (measured) = 0.646 W/kg

GSM850 2Tx Body Rear 190ch/Zoom Scan (5x5x7)/Cube 0: Measurement grid: dx=8mm, dy=8mm, dz=5mm
Reference Value = 15.53 V/m; Power Drift = 0.02 dB
Peak SAR (extrapolated) = 0.981 W/kg
SAR(1 g) = 0.532 W/kg; SAR(10 g) = 0.294 W/kg
Maximum value of SAR (measured) = 0.813 W/kg



0 dB = 0.813 W/kg = -0.90 dBW/kg

Test Laboratory: HCT CO., LTD
 EUT Type: Mobile Phone
 Liquid Temperature: 20.8 °C
 Ambient Temperature: 20.9 °C
 Test Date: 11/28/2022
 Plot No.: C2

Communication System: UID 0, GSM 1900 3Tx (0); Frequency: 1880 MHz; Duty Cycle: 1:2.77013
 Medium parameters used: $f = 1880 \text{ MHz}$; $\sigma = 1.394 \text{ S/m}$; $\epsilon_r = 39.473$; $\rho = 1000 \text{ kg/m}^3$
 Phantom section: Flat Section

DASY5 Configuration:

- Probe: EX3DV4 - SN7655; ConvF(8.41, 8.41, 8.41) @ 1880 MHz; Calibrated: 2022-06-20
- Sensor-Surface: 1.4mm (Mechanical Surface Detection)
- Electronics: DAE4 Sn446; Calibrated: 2022-11-16
- Phantom: Twin-SAM V4.0 (20deg probe tilt)_Left-Right
- Measurement SW: DASY52, Version 52.10 (4)

GSM1900 3TX Body Rear 661ch/Area Scan (8x14x1): Measurement grid: dx=15mm, dy=15mm
 Maximum value of SAR (measured) = 0.358 W/kg

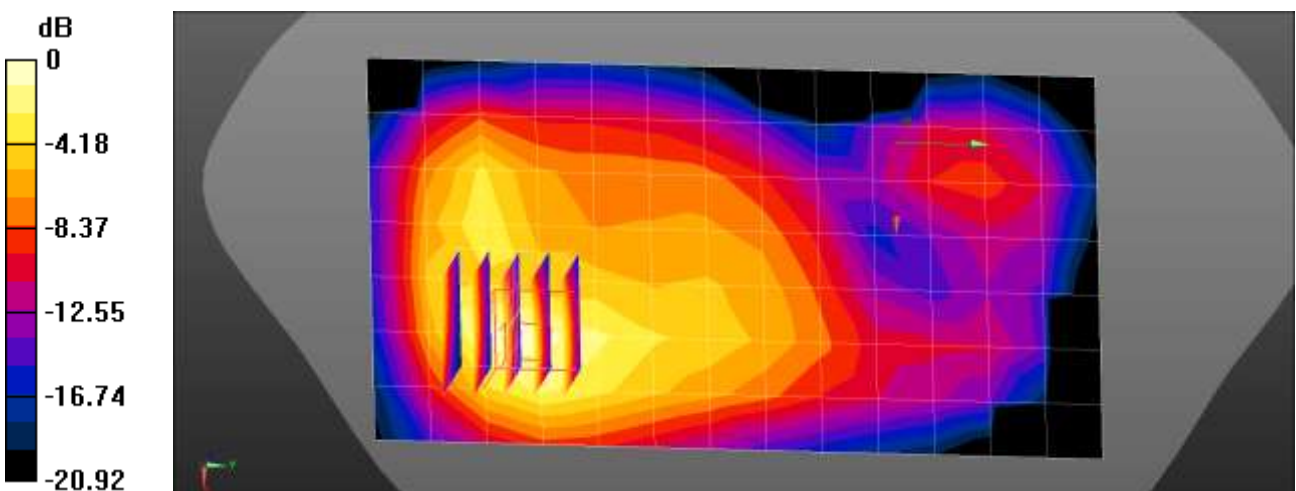
GSM1900 3TX Body Rear 661ch/Zoom Scan (5x5x7)/Cube 0: Measurement grid: dx=8mm, dy=8mm, dz=5mm

Reference Value = 8.596 V/m; Power Drift = 0.03 dB

Peak SAR (extrapolated) = 0.539 W/kg

SAR(1 g) = 0.284 W/kg; SAR(10 g) = 0.149 W/kg

Maximum value of SAR (measured) = 0.427 W/kg



0 dB = 0.427 W/kg = -3.70 dBW/kg

Test Laboratory: HCT CO., LTD
 EUT Type: Mobile Phone
 Liquid Temperature: 21.4 °C
 Ambient Temperature: 21.5 °C
 Test Date: 11/30/2022
 Plot No.: C3

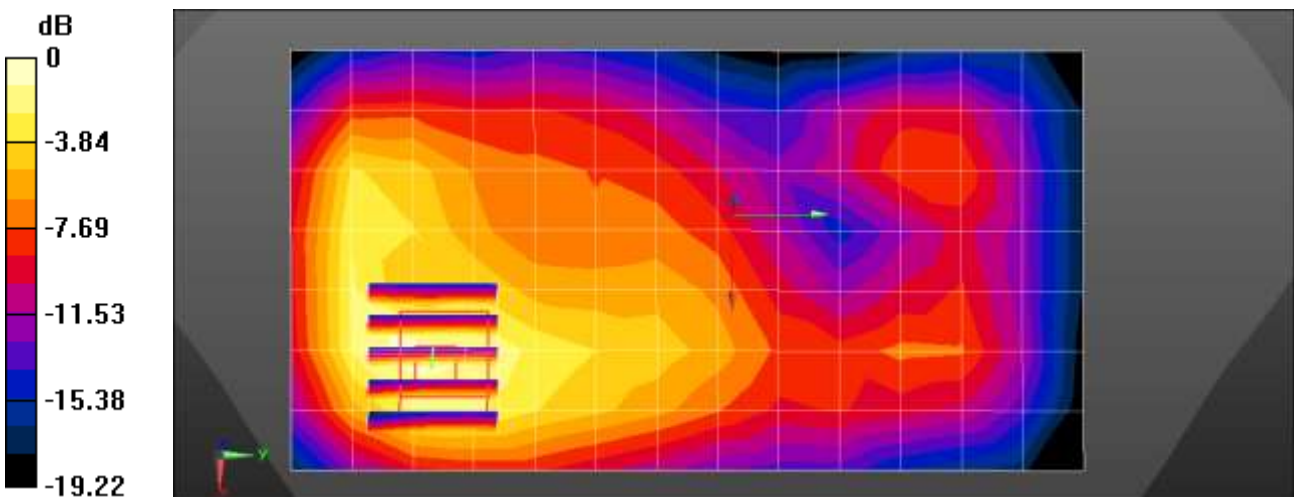
Communication System: UID 0, WCDMA1900 (0); Frequency: 1880 MHz; Duty Cycle: 1:1
 Medium parameters used: $f = 1880$ MHz; $\sigma = 1.38$ S/m; $\epsilon_r = 39.023$; $\rho = 1000$ kg/m³
 Phantom section: Flat Section

DASY5 Configuration:

- Probe: EX3DV4 - SN7655; ConvF(8.41, 8.41, 8.41) @ 1880 MHz; Calibrated: 2022-06-20
- Sensor-Surface: 1.4mm (Mechanical Surface Detection)
- Electronics: DAE4 Sn446; Calibrated: 2022-11-16
- Phantom: Twin-SAM V4.0 (20deg probe tilt)_Left-Right; Type: QD 000 P40 CC;
- Measurement SW: DASY52, Version 52.10 (4); SEMCAD X Version 14.6.14 (7483)

UMTS Band 2 Body Rear 9400ch/Area Scan (8x14x1): Measurement grid: dx=15mm, dy=15mm
 Maximum value of SAR (measured) = 0.590 W/kg

UMTS Band 2 Body Rear 9400ch/Zoom Scan (5x5x7)/Cube 0: Measurement grid: dx=8mm, dy=8mm, dz=5mm
 Reference Value = 9.741 V/m; Power Drift = 0.05 dB
 Peak SAR (extrapolated) = 0.797 W/kg
SAR(1 g) = 0.456 W/kg; SAR(10 g) = 0.253 W/kg
 Maximum value of SAR (measured) = 0.673 W/kg



0 dB = 0.673 W/kg = -1.72 dBW/kg

Test Laboratory: HCT CO., LTD
 EUT Type: Mobile Phone
 Liquid Temperature: 21.6 °C
 Ambient Temperature: 21.7 °C
 Test Date: 12/01/2022
 Plot No.: C4

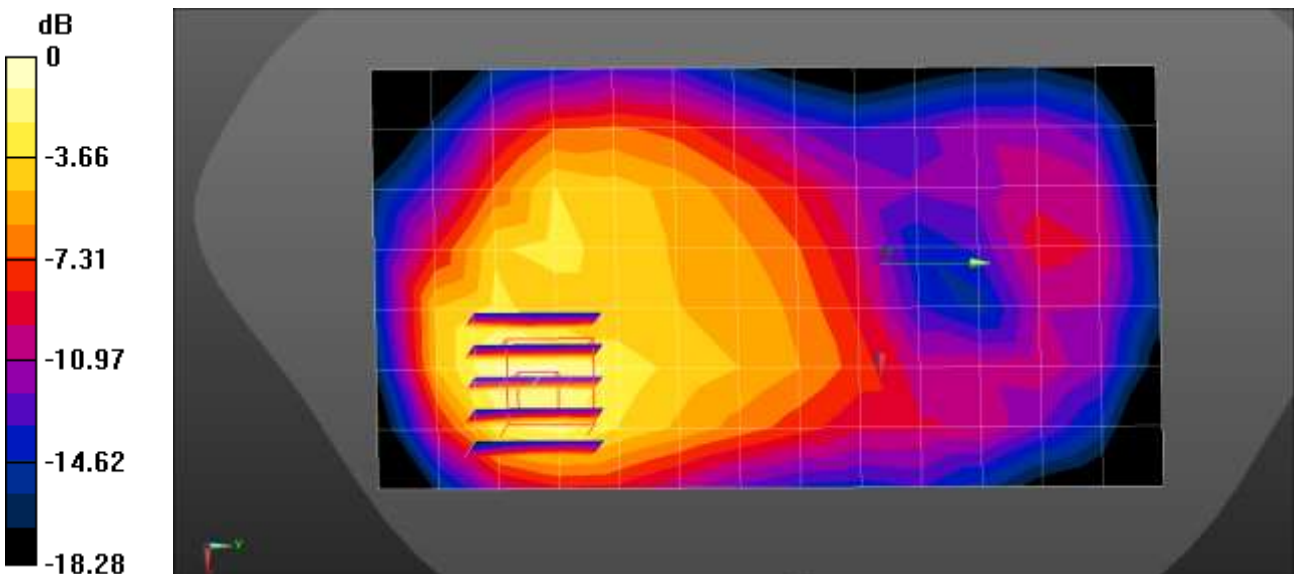
Communication System: UID 0, WCDMA IV (0); Frequency: 1732.4 MHz; Duty Cycle: 1:1
 Medium parameters used (interpolated): $f = 1732.4$ MHz; $\sigma = 1.338$ S/m; $\epsilon_r = 39.689$; $\rho = 1000$ kg/m³
 Phantom section: Flat Section

DASY5 Configuration:

- Probe: EX3DV4 - SN7655; ConvF(8.73, 8.73, 8.73) @ 1732.4 MHz; Calibrated: 2022-06-20
- Sensor-Surface: 1.4mm (Mechanical Surface Detection)
- Electronics: DAE4 Sn1417; Calibrated: 2022-02-24
- Phantom: Twin-SAM V4.0 (20deg probe tilt)_Left-Right; Type: QD 000 P40 CC;
- Measurement SW: DASY52, Version 52.10 (4); SEMCAD X Version 14.6.14 (7483)

UMTS Band 4 Body Rear 1412ch/Area Scan (8x14x1): Measurement grid: dx=15mm, dy=15mm
 Maximum value of SAR (measured) = 0.607 W/kg

UMTS Band 4 Body Rear 1412ch/Zoom Scan (5x5x7)/Cube 0: Measurement grid: dx=8mm, dy=8mm, dz=5mm
 Reference Value = 11.69 V/m; Power Drift = 0.06 dB
 Peak SAR (extrapolated) = 0.929 W/kg
SAR(1 g) = 0.523 W/kg; SAR(10 g) = 0.284 W/kg
 Maximum value of SAR (measured) = 0.787 W/kg



0 dB = 0.787 W/kg = -1.04 dBW/kg

Test Laboratory: HCT CO., LTD
EUT Type: Mobile Phone
Liquid Temperature: 19.6 °C
Ambient Temperature: 19.7 °C
Test Date: 12/02/2022
Plot No.: C5

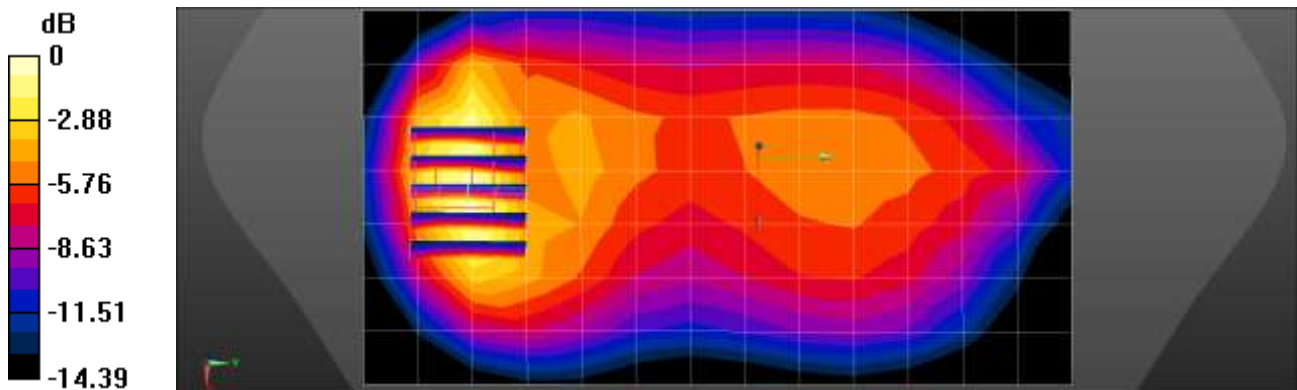
Communication System: UID 0, WCDMA850 (0); Frequency: 826.4 MHz;Duty Cycle: 1:1
Medium parameters used (interpolated): $f = 826.4$ MHz; $\sigma = 0.931$ S/m; $\epsilon_r = 42.53$; $\rho = 1000$ kg/m³
Phantom section: Flat Section

DASY5 Configuration:

- Probe: EX3DV4 - SN7655; ConvF(9.76, 9.76, 9.76) @ 826.4 MHz; Calibrated: 2022-06-20
- Sensor-Surface: 1.4mm (Mechanical Surface Detection)
- Electronics: DAE4 Sn1417; Calibrated: 2022-02-24
- Phantom: Twin-SAM V4.0 (20deg probe tilt)_Left-Right; Type: QD 000 P40 CC;
- Measurement SW: DASY52, Version 52.10 (4); SEMCAD X Version 14.6.14 (7483)

UMTS Band 5 Body Rear 4132ch/Area Scan (8x14x1): Measurement grid: dx=15mm, dy=15mm
Maximum value of SAR (measured) = 1.10 W/kg

UMTS Band 5 Body Rear 4132ch/Zoom Scan (5x5x7)/Cube 0: Measurement grid: dx=8mm, dy=8mm, dz=5mm
Reference Value = 18.99 V/m; Power Drift = 0.00 dB
Peak SAR (extrapolated) = 1.59 W/kg
SAR(1 g) = 0.838 W/kg; SAR(10 g) = 0.456 W/kg
Maximum value of SAR (measured) = 1.25 W/kg



0 dB = 1.25 W/kg = 0.97 dBW/kg

Test Laboratory: HCT CO., LTD
 EUT Type: Mobile Phone
 Liquid Temperature: 19.6 °C
 Ambient Temperature: 19.7 °C
 Test Date: 12/02/2022
 Plot No.: C6

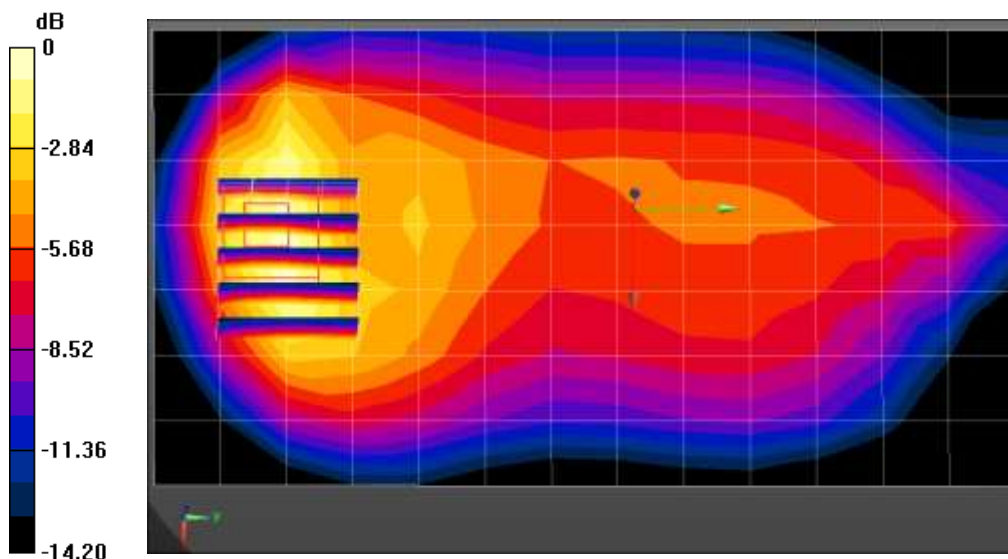
Communication System: UID 0, WCDMA850 (0); Frequency: 846.6 MHz; Duty Cycle: 1:1
 Medium parameters used (interpolated): $f = 846.6 \text{ MHz}$; $\sigma = 0.943 \text{ S/m}$; $\epsilon_r = 42.258$; $\rho = 1000 \text{ kg/m}^3$
 Phantom section: Flat Section

DASY5 Configuration:

- Probe: EX3DV4 - SN7655; ConvF(9.76, 9.76, 9.76) @ 846.6 MHz; Calibrated: 2022-06-20
- Sensor-Surface: 1.4mm (Mechanical Surface Detection)
- Electronics: DAE4 Sn1417; Calibrated: 2022-02-24
- Phantom: Twin-SAM V4.0 (20deg probe tilt)_Left-Right; Type: QD 000 P40 CC;
- Measurement SW: DASY52, Version 52.10 (4); SEMCAD X Version 14.6.14 (7483)

UMTS Band 5 Body Rear 4233ch/Area Scan (8x14x1): Measurement grid: $dx=15\text{mm}$, $dy=15\text{mm}$
 Maximum value of SAR (measured) = 1.05 W/kg

UMTS Band 5 Body Rear 4233ch/Zoom Scan (5x5x7)/Cube 0: Measurement grid: $dx=8\text{mm}$, $dy=8\text{mm}$, $dz=5\text{mm}$
 Reference Value = 18.09 V/m; Power Drift = -0.03 dB
 Peak SAR (extrapolated) = 1.53 W/kg
SAR(1 g) = 0.803 W/kg; SAR(10 g) = 0.435 W/kg
 Maximum value of SAR (measured) = 1.14 W/kg



0 dB = 1.14 W/kg = 0.57 dBW/kg

Test Laboratory: HCT CO., LTD
EUT Type: Mobile Phone
Liquid Temperature: 21.2 °C
Ambient Temperature: 21.3 °C
Test Date: 12/05/2022
Plot No.: C7

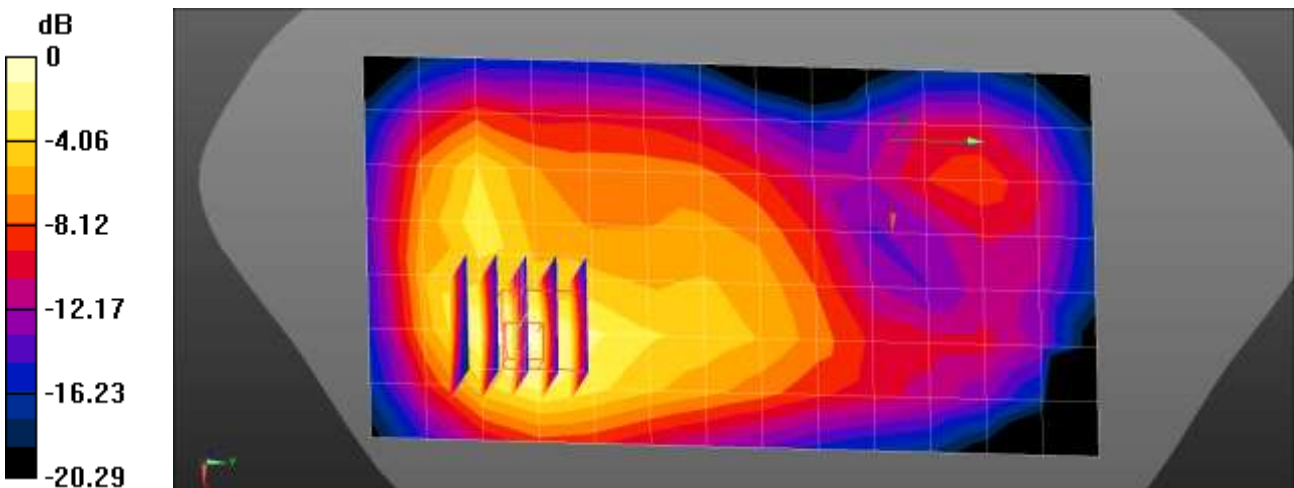
Communication System: UID 0, LTE Band2 (0); Frequency: 1880 MHz;Duty Cycle: 1:1
Medium parameters used: $f = 1880$ MHz; $\sigma = 1.38$ S/m; $\epsilon_r = 39.028$; $\rho = 1000$ kg/m³
Phantom section: Flat Section

DASY5 Configuration:

- Probe: EX3DV4 - SN7655; ConvF(8.41, 8.41, 8.41) @ 1880 MHz; Calibrated: 2022-06-20
- Sensor-Surface: 1.4mm (Mechanical Surface Detection)
- Electronics: DAE4 Sn446; Calibrated: 2022-11-16
- Phantom: Twin-SAM V4.0 (20deg probe tilt)_Left-Right
- Measurement SW: DASY52, Version 52.10 (4)

LTE Band 2 Body Rear QPSK 20MHz 50RB 25offset 18900ch/Area Scan (8x14x1): Measurement grid:
dx=15mm, dy=15mm
Maximum value of SAR (measured) = 0.629 W/kg

LTE Band 2 Body Rear QPSK 20MHz 50RB 25offset 18900ch/Zoom Scan (5x5x7)/Cube 0:
Measurement grid: dx=8mm, dy=8mm, dz=5mm
Reference Value = 11.70 V/m; Power Drift = -0.05 dB
Peak SAR (extrapolated) = 0.921 W/kg
SAR(1 g) = 0.495 W/kg; SAR(10 g) = 0.262 W/kg
Maximum value of SAR (measured) = 0.762 W/kg



0 dB = 0.762 W/kg = -1.18 dBW/kg

Test Laboratory: HCT CO., LTD
 EUT Type: Mobile Phone
 Liquid Temperature: 20.6 °C
 Ambient Temperature: 20.7 °C
 Test Date: 12/26/2022
 Plot No.: C8

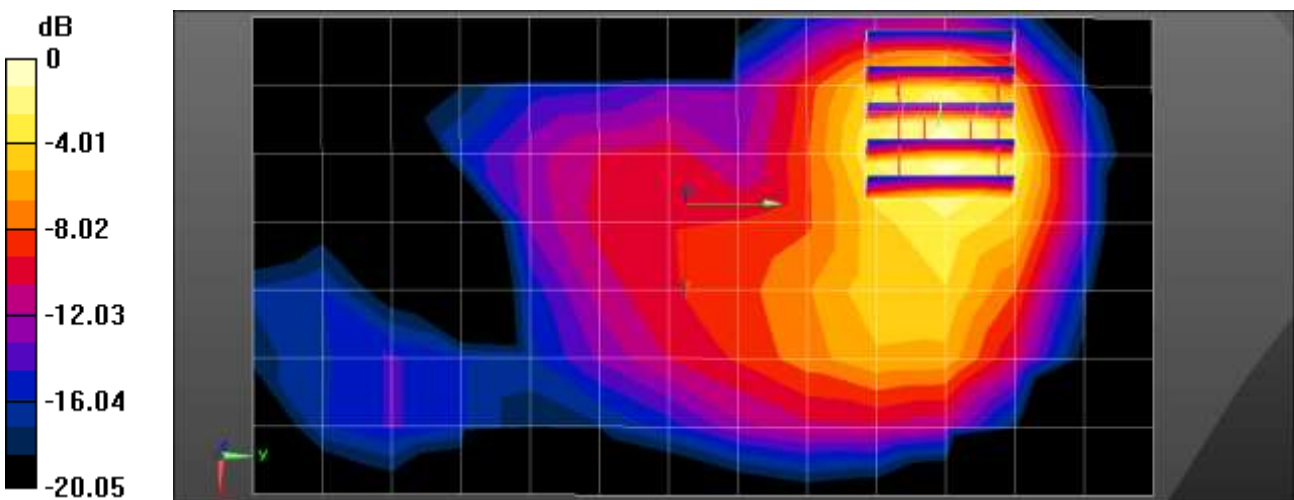
Communication System: UID 0, LTE Band2 (0); Frequency: 1900 MHz;Duty Cycle: 1:1
 Medium parameters used: $f = 1900$ MHz; $\sigma = 1.399$ S/m; $\epsilon_r = 38.946$; $\rho = 1000$ kg/m³
 Phantom section: Flat Section

DASY5 Configuration:

- Probe: EX3DV4 - SN7655; ConvF(8.41, 8.41, 8.41) @ 1900 MHz; Calibrated: 2022-06-20
- Sensor-Surface: 1.4mm (Mechanical Surface Detection)
- Electronics: DAE4 Sn446; Calibrated: 2022-11-16
- Phantom: Twin-SAM V4.0 (20deg probe tilt)_Left-Right; Type: QD 000 P40 CC; Serial: xxxx
- Measurement SW: DASY52, Version 52.10 (4); SEMCAD X Version 14.6.14 (7483)

LTE Band 2 Body Rear QPSK 20MHz 50RB 49offset 19100ch/Area Scan (8x14x1): Measurement grid:
 dx=15mm, dy=15mm
 Maximum value of SAR (measured) = 0.127 W/kg

LTE Band 2 Body Rear QPSK 20MHz 50RB 49offset 19100ch/Zoom Scan (5x5x7)/Cube 0:
 Measurement grid: dx=8mm, dy=8mm, dz=5mm
 Reference Value = 3.542 V/m; Power Drift = 0.16 dB
 Peak SAR (extrapolated) = 0.175 W/kg
SAR(1 g) = 0.092 W/kg; SAR(10 g) = 0.049 W/kg
 Maximum value of SAR (measured) = 0.140 W/kg



0 dB = 0.140 W/kg = -8.54 dBW/kg

Test Laboratory: HCT CO., LTD
 EUT Type: Mobile Phone
 Liquid Temperature: 20.6 °C
 Ambient Temperature: 20.7 °C
 Test Date: 12/06/2022
 Plot No.: C9

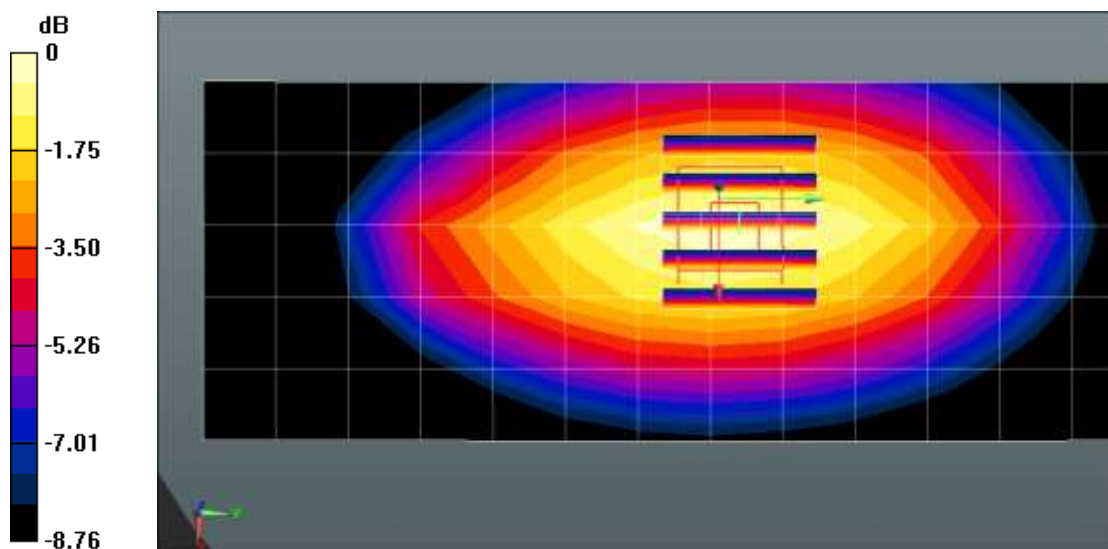
Communication System: UID 0, LTE Band 12 (0); Frequency: 707.5 MHz; Duty Cycle: 1:1
 Medium parameters used (interpolated): $f = 707.5$ MHz; $\sigma = 0.887$ S/m; $\epsilon_r = 43.452$; $\rho = 1000$ kg/m³
 Phantom section: Flat Section

DASY5 Configuration:

- Probe: EX3DV4 - SN7751; ConvF(9.87, 9.87, 9.87) @ 707.5 MHz; Calibrated: 2022-10-07
- Sensor-Surface: 1.4mm (Mechanical Surface Detection)
- Electronics: DAE4 Sn1464; Calibrated: 2022-06-15
- Phantom: SAM_Left_20170913; Type: QD000P40CD; Serial: 1803
- Measurement SW: DASY52, Version 52.10 (4); SEMCAD X Version 14.6.14 (7483)

LTE Band 12 Body Right QPSK 10MHz 1RB 0offset 23095ch/Area Scan (6x14x1): Measurement grid:
 $dx=15$ mm, $dy=15$ mm
 Maximum value of SAR (measured) = 0.339 W/kg

LTE Band 12 Body Right QPSK 10MHz 1RB 0offset 23095ch/Zoom Scan (5x5x7)/Cube 0: Measurement grid: $dx=8$ mm, $dy=8$ mm, $dz=5$ mm
 Reference Value = 20.07 V/m; Power Drift = 0.15 dB
 Peak SAR (extrapolated) = 0.389 W/kg
SAR(1 g) = 0.272 W/kg; SAR(10 g) = 0.192 W/kg
 Maximum value of SAR (measured) = 0.349 W/kg



0 dB = 0.349 W/kg = -4.57 dBW/kg

Test Laboratory: HCT CO., LTD
EUT Type: Mobile Phone
Liquid Temperature: 21.5 °C
Ambient Temperature: 21.6 °C
Test Date: 12/07/2022
Plot No.: C10

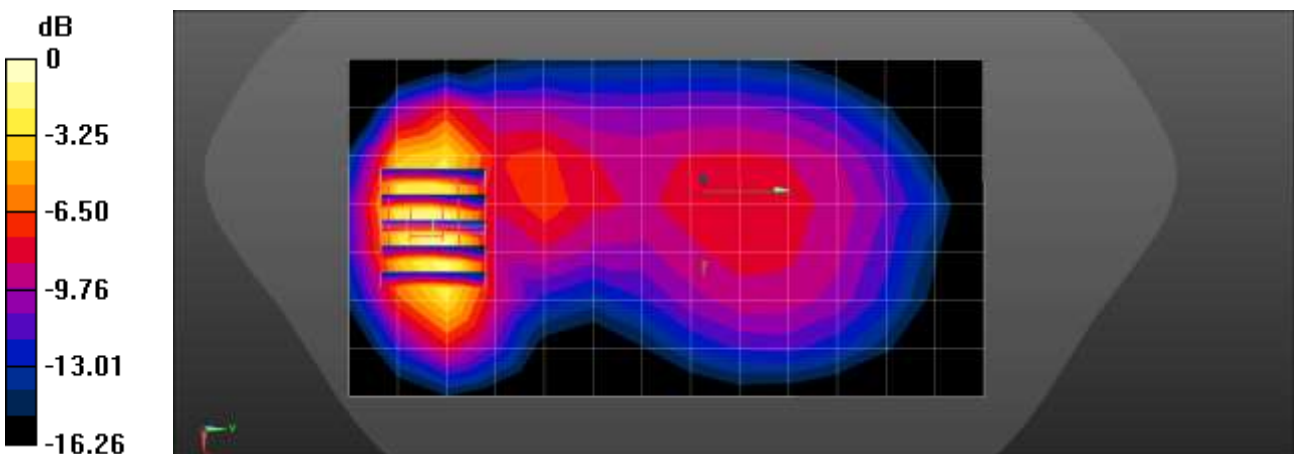
Communication System: UID 0, LTE band 26 (0); Frequency: 831.5 MHz;Duty Cycle: 1:1
Medium parameters used (interpolated): $f = 831.5$ MHz; $\sigma = 0.933$ S/m; $\epsilon_r = 42.813$; $\rho = 1000$ kg/m³
Phantom section: Flat Section

DASY5 Configuration:

- Probe: EX3DV4 - SN7655; ConvF(9.76, 9.76, 9.76) @ 831.5 MHz; Calibrated: 2022-06-20
- Sensor-Surface: 1.4mm (Mechanical Surface Detection)
- Electronics: DAE4 Sn1417; Calibrated: 2022-02-24
- Phantom: Twin-SAM V4.0 (20deg probe tilt)_Left-Right; Type: QD 000 P40 CC; Serial: xxxx
- Measurement SW: DASY52, Version 52.10 (4); SEMCAD X Version 14.6.14 (7483)

LTE Band 26 Body Rear QPSK 15MHz 1RB 0offset 26865ch/Area Scan (8x14x1): Measurement grid:
dx=15mm, dy=15mm
Maximum value of SAR (measured) = 0.886 W/kg

LTE Band 26 Body Rear QPSK 15MHz 1RB 0offset 26865ch/Zoom Scan (5x5x7)/Cube 0: Measurement grid: dx=8mm, dy=8mm, dz=5mm
Reference Value = 13.47 V/m; Power Drift = -0.05 dB
Peak SAR (extrapolated) = 1.32 W/kg
SAR(1 g) = 0.701 W/kg; SAR(10 g) = 0.376 W/kg
Maximum value of SAR (measured) = 1.08 W/kg



0 dB = 1.08 W/kg = 0.33 dBW/kg

Test Laboratory: HCT CO., LTD
 EUT Type: Mobile Phone
 Liquid Temperature: 20.8 °C
 Ambient Temperature: 20.9 °C
 Test Date: 12/06/2022
 Plot No.: C11

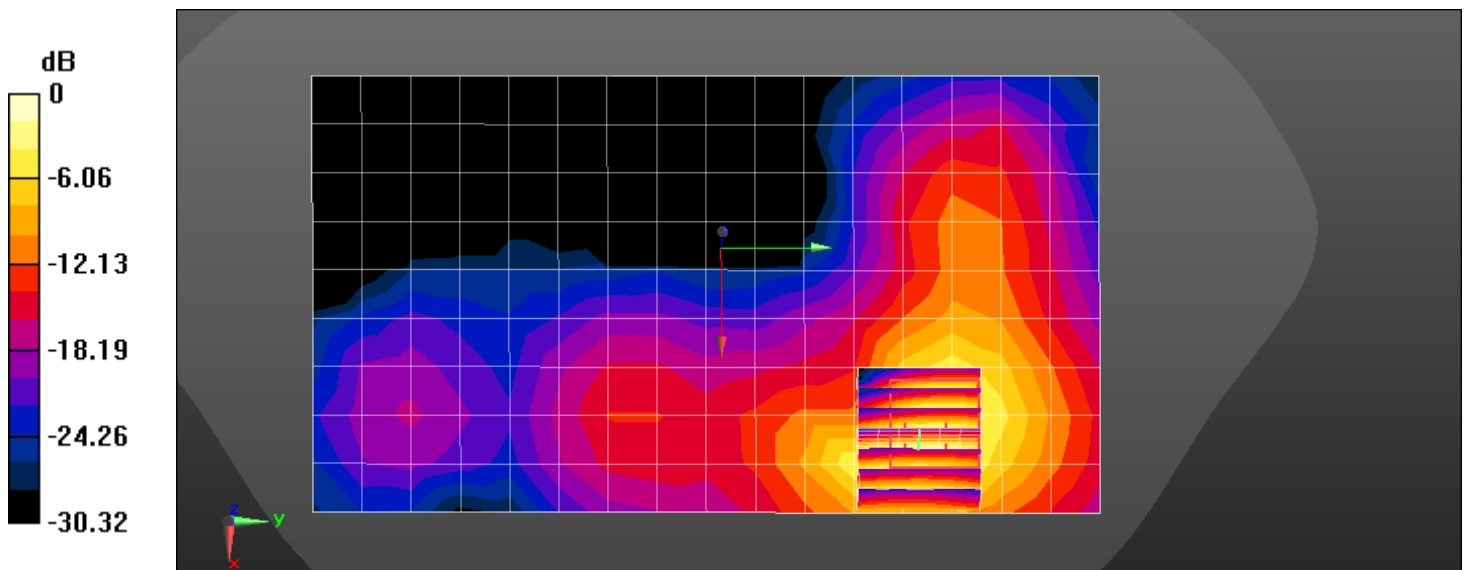
Communication System: UID 0, LTE Band41 (0); Frequency: 2593 MHz;Duty Cycle: 1:1.58016
 Medium parameters used (interpolated): $f = 2593$ MHz; $\sigma = 2.027$ S/m; $\epsilon_r = 38.619$; $\rho = 1000$ kg/m³
 Phantom section: Flat Section

DASY5 Configuration:

- Probe: EX3DV4 - SN7655; ConvF(8.05, 8.05, 8.05) @ 2593 MHz; Calibrated: 2022-06-20
- Sensor-Surface: 1.4mm (Mechanical Surface Detection)
- Electronics: DAE4 Sn446; Calibrated: 2022-11-16
- Phantom: Twin-SAM V4.0 (20deg probe tilt)_Left-Right; Type: QD 000 P40 CC;
- Measurement SW: DASY52, Version 52.10 (4); SEMCAD X Version 14.6.14 (7483)

LTE Band 41 Body Rear QPSK 20MHz 50RB 0offset 40620ch/Area Scan (10x17x1): Measurement grid:
 dx=12mm, dy=12mm
 Maximum value of SAR (measured) = 0.798 W/kg

LTE Band 41 Body Rear QPSK 20MHz 50RB 0offset 40620ch/Zoom Scan (7x7x7)/Cube 0:
 Measurement grid: dx=5mm, dy=5mm, dz=5mm
 Reference Value = 1.697 V/m; Power Drift = 0.13 dB
 Peak SAR (extrapolated) = 1.21 W/kg
SAR(1 g) = 0.554 W/kg; SAR(10 g) = 0.246 W/kg
 Maximum value of SAR (measured) = 0.954 W/kg



0 dB = 0.954 W/kg = -0.20 dBW/kg

Test Laboratory: HCT CO., LTD
 EUT Type: Mobile Phone
 Liquid Temperature: 21.7 °C
 Ambient Temperature: 21.8 °C
 Test Date: 12/08/2022
 Plot No.: C12

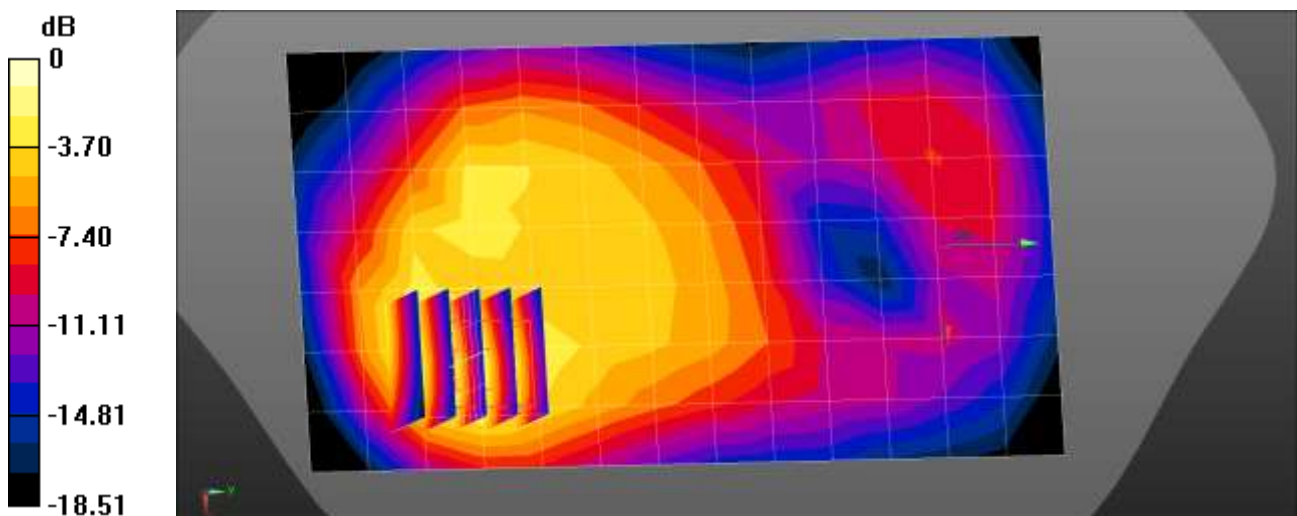
Communication System: UID 0, LTE Band66 (0); Frequency: 1745 MHz;Duty Cycle: 1:1
 Medium parameters used (interpolated): $f = 1745 \text{ MHz}$; $\sigma = 1.342 \text{ S/m}$; $\epsilon_r = 39.643$; $\rho = 1000 \text{ kg/m}^3$
 Phantom section: Flat Section

DASY5 Configuration:

- Probe: EX3DV4 - SN7655; ConvF(8.73, 8.73, 8.73) @ 1745 MHz; Calibrated: 2022-06-20
- Sensor-Surface: 1.4mm (Mechanical Surface Detection)
- Electronics: DAE4 Sn446; Calibrated: 2022-11-16
- Phantom: Twin-SAM V4.0 (20deg probe tilt)_Left-Right; Type: QD 000 P40 CC;
- Measurement SW: DASY52, Version 52.10 (4); SEMCAD X Version 14.6.13 (7474)

LTE Band 66 Body Rear QPSK 20MHz 50RB 25offset 132322ch/Area Scan (8x14x1): Measurement grid:
 $dx=15\text{mm}$, $dy=15\text{mm}$
 Maximum value of SAR (measured) = 0.699 W/kg

LTE Band 66 Body Rear QPSK 20MHz 50RB 25offset 132322ch/Zoom Scan (5x5x7)/Cube 0:
 Measurement grid: $dx=8\text{mm}$, $dy=8\text{mm}$, $dz=5\text{mm}$
 Reference Value = 13.60 V/m; Power Drift = 0.02 dB
 Peak SAR (extrapolated) = 0.990 W/kg
SAR(1 g) = 0.558 W/kg; SAR(10 g) = 0.302 W/kg
 Maximum value of SAR (measured) = 0.825 W/kg



0 dB = 0.825 W/kg = -0.84 dBW/kg

Test Laboratory: HCT CO., LTD
 EUT Type: Mobile Phone
 Liquid Temperature: 23.0 °C
 Ambient Temperature: 23.1 °C
 Test Date: 12/08/2022
 Plot No.: C13

Communication System: UID 0, NR n5 (0); Frequency: 836.5 MHz; Duty Cycle: 1:1
 Medium parameters used (interpolated): $f = 836.5 \text{ MHz}$; $\sigma = 0.923 \text{ S/m}$; $\epsilon_r = 42.406$; $\rho = 1000 \text{ kg/m}^3$
 Phantom section: Flat Section

DASY5 Configuration:

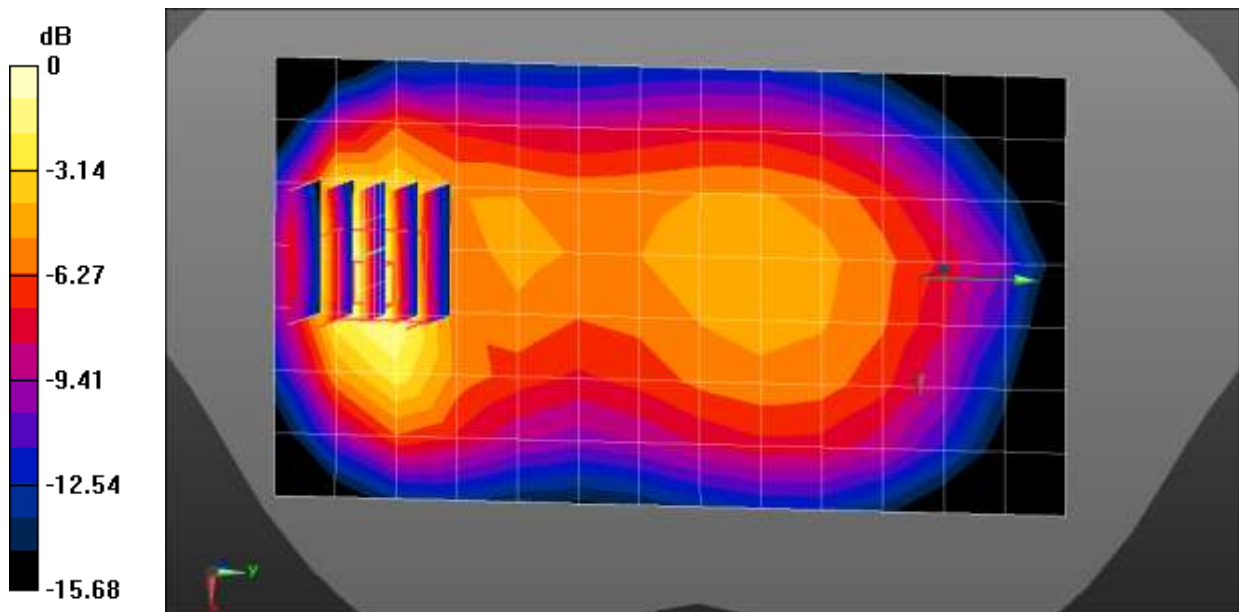
- Probe: EX3DV4 - SN7751; ConvF(9.57, 9.57, 9.57) @ 836.5 MHz; Calibrated: 2022-10-07
- Sensor-Surface: 1.4mm (Mechanical Surface Detection)
- Electronics: DAE4 Sn1464; Calibrated: 2022-06-15
- Phantom: SAM_Left_20170913; Type: QD000P40CD; Serial: 1803
- Measurement SW: DASY52, Version 52.10 (4); SEMCAD X Version 14.6.14 (7483)

NR Band 5 Body Rear DFT-s QPSK 200MHz 1RB 104offset 167300ch/Area Scan (8x14x1):

Measurement grid: $dx=15\text{mm}$, $dy=15\text{mm}$
 Maximum value of SAR (measured) = 0.530 W/kg

NR Band 5 Body Rear DFT-s QPSK 200MHz 1RB 104offset 167300ch/Zoom Scan (5x5x7)/Cube 0:

Measurement grid: $dx=8\text{mm}$, $dy=8\text{mm}$, $dz=5\text{mm}$
 Reference Value = 16.34 V/m; Power Drift = -0.02 dB
 Peak SAR (extrapolated) = 0.889 W/kg
SAR(1 g) = 0.470 W/kg; SAR(10 g) = 0.254 W/kg
 Maximum value of SAR (measured) = 0.677 W/kg



0 dB = 0.677 W/kg = -1.69 dBW/kg

Test Laboratory: HCT CO., LTD
 EUT Type: Mobile Phone
 Liquid Temperature: 21.6 °C
 Ambient Temperature: 21.7 °C
 Test Date: 12/12/2022
 Plot No.: C14

Communication System: UID 0, NR n66 (0); Frequency: 1720 MHz; Duty Cycle: 1:1
 Medium parameters used: $f = 1720$ MHz; $\sigma = 1.354$ S/m; $\epsilon_r = 40.094$; $\rho = 1000$ kg/m³
 Phantom section: Flat Section

DASY5 Configuration:

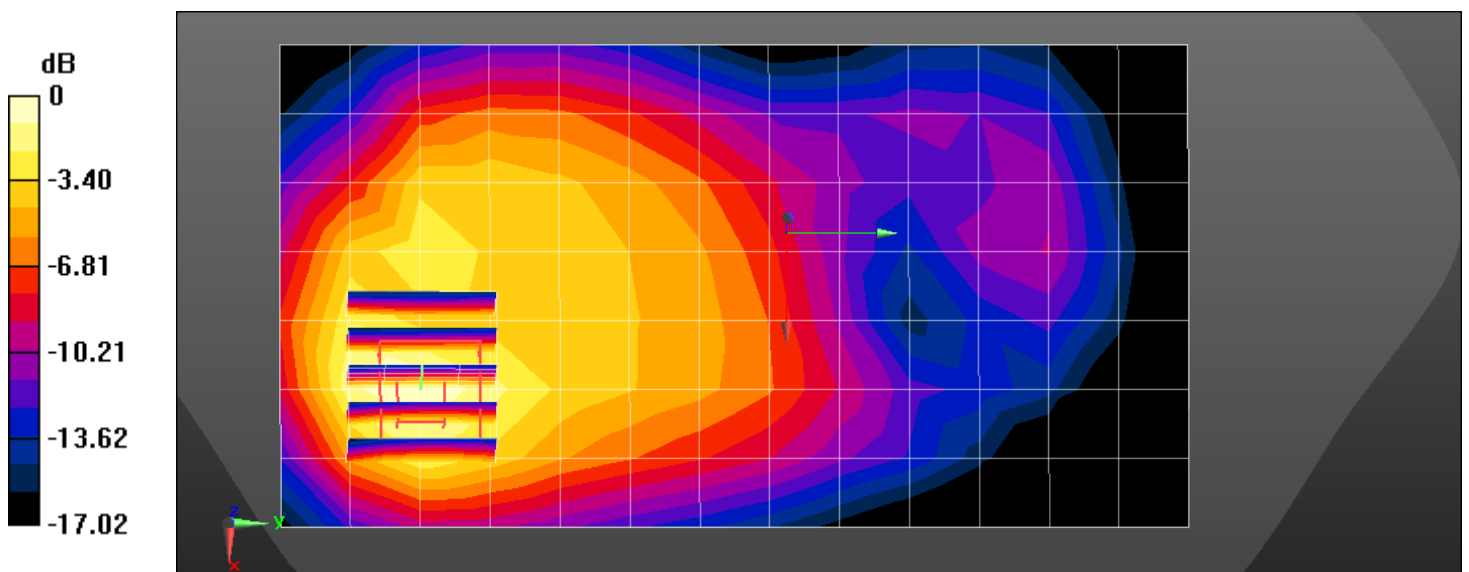
- Probe: EX3DV4 - SN7655; ConvF(8.73, 8.73, 8.73) @ 1720 MHz; Calibrated: 2022-06-20
- Sensor-Surface: 1.4mm (Mechanical Surface Detection)
- Electronics: DAE4 Sn446; Calibrated: 2022-11-16
- Phantom: Twin-SAM V4.0 (20deg probe tilt)_Left-Right; Type: QD 000 P40 CC;
- Measurement SW: DASY52, Version 52.10 (4); SEMCAD X Version 14.6.14 (7483)

NR Band n66 Body Rear DFT-s QPSK 20MHz 50RB 0offset 344000ch/Area Scan (8x14x1):

Measurement grid: dx=15mm, dy=15mm
 Maximum value of SAR (measured) = 0.983 W/kg

NR Band n66 Body Rear DFT-s QPSK 20MHz 50RB 0offset 344000ch/Zoom Scan (5x5x7)/Cube 0:

Measurement grid: dx=8mm, dy=8mm, dz=5mm
 Reference Value = 12.44 V/m; Power Drift = 0.02 dB
 Peak SAR (extrapolated) = 1.23 W/kg
SAR(1 g) = 0.695 W/kg; SAR(10 g) = 0.376 W/kg
 Maximum value of SAR (measured) = 0.980 W/kg



0 dB = 0.980 W/kg = -0.09 dBW/kg

Test Laboratory: HCT CO., LTD
EUT Type: Mobile Phone
Liquid Temperature: 21.1 °C
Ambient Temperature: 21.2 °C
Test Date: 12/07/2022
Plot No.: C15

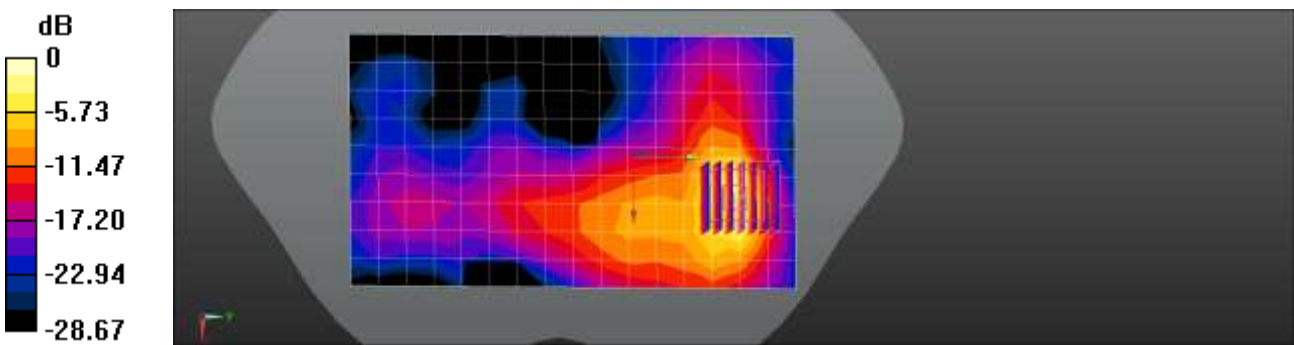
Communication System: UID 0, 2450MHz FCC (0); Frequency: 2412 MHz;Duty Cycle: 1:1
Medium parameters used (interpolated): $f = 2412$ MHz; $\sigma = 1.791$ S/m; $\epsilon_r = 37.926$; $\rho = 1000$ kg/m³
Phantom section: Flat Section

DASY5 Configuration:

- Probe: EX3DV4 - SN7680; ConvF(7.92, 7.92, 7.92) @ 2412 MHz; Calibrated: 2022-09-29
- Sensor-Surface: 1.4mm (Mechanical Surface Detection)
- Electronics: DAE4 Sn1720; Calibrated: 2022-05-09
- Phantom: SAM with CRP v5.0(Front); Type: QD000P40CD; Serial: TP:xxxx
- Measurement SW: DASY52, Version 52.10 (4); SEMCAD X Version 14.6.14 (7483)

802.11b Body Rear 1Mbps 1ch/Area Scan (10x17x1): Measurement grid: dx=12mm, dy=12mm
Maximum value of SAR (measured) = 0.926 W/kg

802.11b Body Rear 1Mbps 1ch/Zoom Scan (7x7x7)/Cube 0: Measurement grid: dx=5mm, dy=5mm, dz=5mm
Reference Value = 2.426 V/m; Power Drift = 0.07 dB
Peak SAR (extrapolated) = 1.48 W/kg
SAR(1 g) = 0.599 W/kg; SAR(10 g) = 0.233 W/kg
Maximum value of SAR (measured) = 1.09 W/kg



0 dB = 1.09 W/kg = 0.37 dBW/kg

Test Laboratory: HCT CO., LTD
 EUT Type: Mobile Phone
 Liquid Temperature: 20.6 °C
 Ambient Temperature: 20.7 °C
 Test Date: 12/09/2022
 Plot No.: C16

Communication System: UID 0, WIFI 5GHz (0); Frequency: 5745 MHz; Duty Cycle: 1:1
 Medium parameters used (interpolated): $f = 5745 \text{ MHz}$; $\sigma = 5.238 \text{ S/m}$; $\epsilon_r = 35.668$; $\rho = 1000 \text{ kg/m}^3$
 Phantom section: Flat Section

DASY5 Configuration:

- Probe: EX3DV4 - SN7370; ConvF(4.73, 4.73, 4.73) @ 5745 MHz; Calibrated: 2022-08-19
- Sensor-Surface: 1.4mm (Mechanical Surface Detection)
- Electronics: DAE4 Sn1750; Calibrated: 2022-10-10
- Phantom: SAM with CRP v5.0 Front; Type: QD000P40CD; Serial: TP:xxxx
- Measurement SW: DASY52, Version 52.10 (3); SEMCAD X Version 14.6.13 (7474)

802.11a Body Rear 6Mbps 149ch/Area Scan (101x191x1): Interpolated grid: $dx=1.000 \text{ mm}$, $dy=1.000 \text{ mm}$
 Maximum value of SAR (interpolated) = 0.928 W/kg

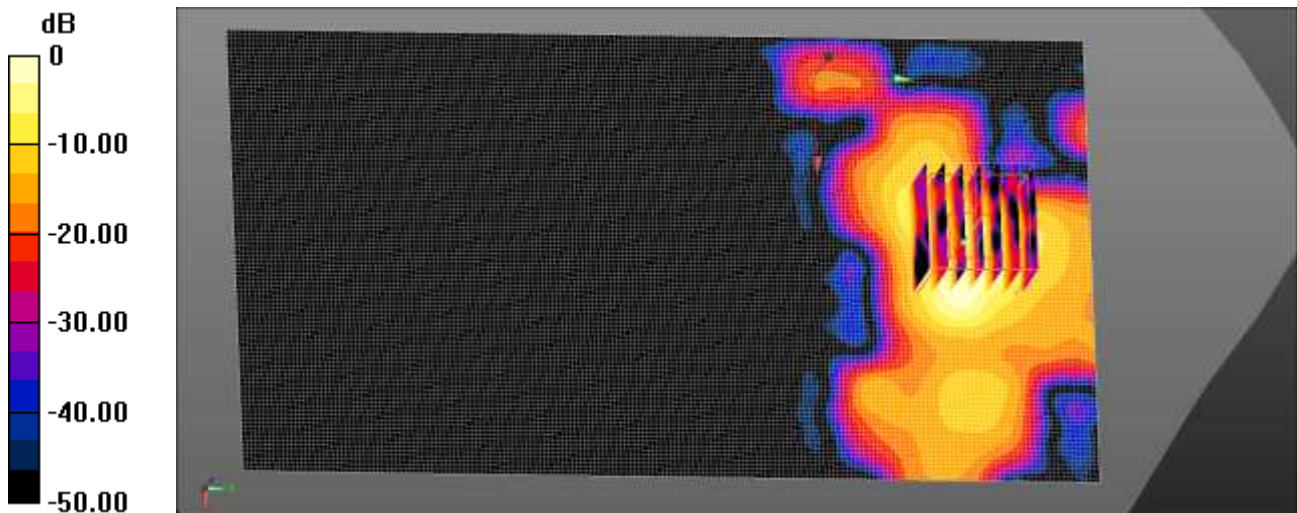
802.11a Body Rear 6Mbps 149ch/Zoom Scan (7x7x7)/Cube 0: Measurement grid: $dx=4\text{mm}$, $dy=4\text{mm}$, $dz=1.4\text{mm}$

Reference Value = 0 V/m; Power Drift = 0.00 dB

Peak SAR (extrapolated) = 1.83 W/kg

SAR(1 g) = 0.344 W/kg; SAR(10 g) = 0.093 W/kg

Maximum value of SAR (measured) = 0.980 W/kg



0 dB = 0.980 W/kg = -0.09 dBW/kg

Test Laboratory: HCT CO., LTD
EUT Type: Mobile Phone
Liquid Temperature: 20.6 °C
Ambient Temperature: 20.7 °C
Test Date: 12/27/2022
Plot No.: C17

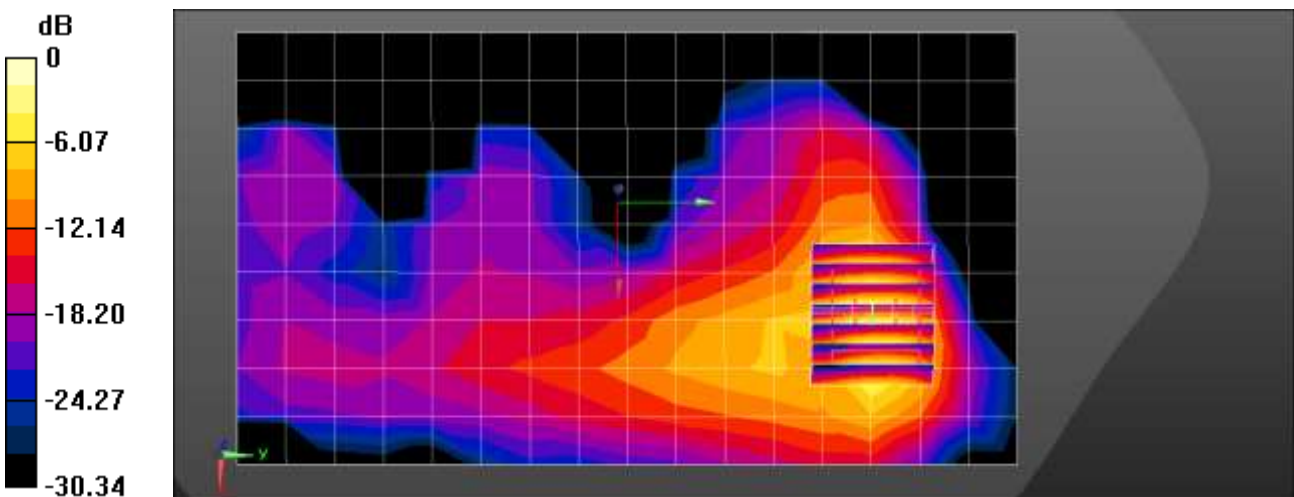
Communication System: UID 0, Bluetooth (0); Frequency: 2441 MHz;Duty Cycle: 1: 1.294
Medium parameters used (interpolated): $f = 2441$ MHz; $\sigma = 1.778$ S/m; $\epsilon_r = 37.793$; $\rho = 1000$ kg/m³
Phantom section: Flat Section

DASY5 Configuration:

- Probe: EX3DV4 - SN7655; ConvF(8.21, 8.21, 8.21) @ 2440 MHz; Calibrated: 2022-06-20
- Sensor-Surface: 1.4mm (Mechanical Surface Detection)
- Electronics: DAE4 Sn446; Calibrated: 2022-11-16
- Phantom: Twin-SAM V4.0 (20deg probe tilt)_Left-Right; Type: QD 000 P40 CC; Serial: xxxx
- Measurement SW: DASY52, Version 52.10 (4); SEMCAD X Version 14.6.14 (7483)

Bluetooth Body Rear DH5 39ch/Area Scan (10x17x1): Measurement grid: dx=12mm, dy=12mm
Maximum value of SAR (measured) = 0.245 W/kg

Bluetooth Body Rear DH5 39ch/Zoom Scan (7x7x7)/Cube 0: Measurement grid: dx=5mm, dy=5mm, dz=5mm
Reference Value = 0.8240 V/m; Power Drift = 0.18 dB
Peak SAR (extrapolated) = 0.310 W/kg
SAR(1 g) = 0.133 W/kg; SAR(10 g) = 0.052 W/kg
Maximum value of SAR (measured) = 0.241 W/kg



0 dB = 0.241 W/kg = -6.18 dBW/kg

Test Laboratory: HCT CO., LTD
EUT Type: Mobile Phone
Liquid Temperature: 21.0 °C
Ambient Temperature: 21.1 °C
Test Date: 12/13/2022
Plot No.: C18

Communication System: UID 0, NR n66 (0); Frequency: 1770 MHz;Duty Cycle: 1:1
Medium parameters used: $f = 1770$ MHz; $\sigma = 1.368$ S/m; $\epsilon_r = 39.524$; $\rho = 1000$ kg/m³
Phantom section: Flat Section

DASY5 Configuration:

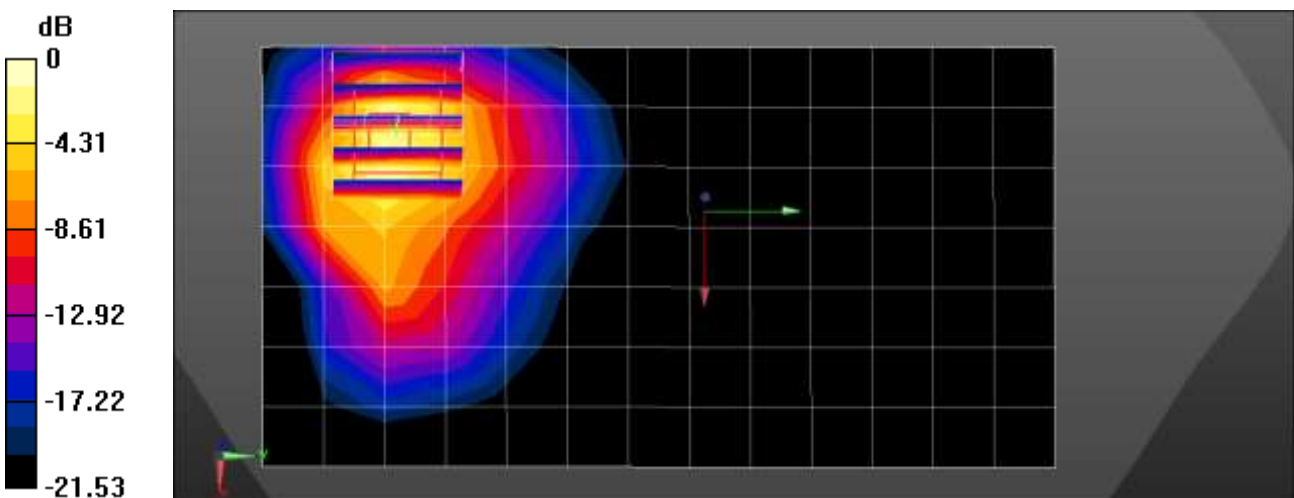
- Probe: EX3DV4 - SN7655; ConvF(8.73, 8.73, 8.73) @ 1770 MHz; Calibrated: 2022-06-20
- Sensor-Surface: 1.4mm (Mechanical Surface Detection)
- Electronics: DAE4 Sn446; Calibrated: 2022-11-16
- Phantom: Twin-SAM V4.0 (20deg probe tilt)_Left-Right; Type: QD 000 P40 CC; Serial: xxxx
- Measurement SW: DASY52, Version 52.10 (4); SEMCAD X Version 14.6.14 (7483)

NR Band n66 Phablet Front DFT-s QPSK 20MHz 50RB 28offset 354000ch/Area Scan (8x14x1):

Measurement grid: dx=15mm, dy=15mm
Maximum value of SAR (measured) = 5.32 W/kg

NR Band n66 Phablet Front DFT-s QPSK 20MHz 50RB 28offset 354000ch/Zoom Scan (5x5x7)/Cube 0:

Measurement grid: dx=8mm, dy=8mm, dz=5mm
Reference Value = 0 V/m; Power Drift = 0.12 dB
Peak SAR (extrapolated) = 8.95 W/kg
SAR(1 g) = 4.08 W/kg; SAR(10 g) = 1.89 W/kg
Maximum value of SAR (measured) = 6.46 W/kg



0 dB = 6.46 W/kg = 8.10 dBW/kg

Test Laboratory: HCT CO., LTD
EUT Type: Mobile Phone
Liquid Temperature: 21.0 °C
Ambient Temperature: 21.1 °C
Test Date: 12/13/2022
Plot No.: C19

Communication System: UID 0, NR n66 (0); Frequency: 1770 MHz;Duty Cycle: 1:1
Medium parameters used: $f = 1770$ MHz; $\sigma = 1.368$ S/m; $\epsilon_r = 39.524$; $\rho = 1000$ kg/m³
Phantom section: Flat Section

DASY5 Configuration:

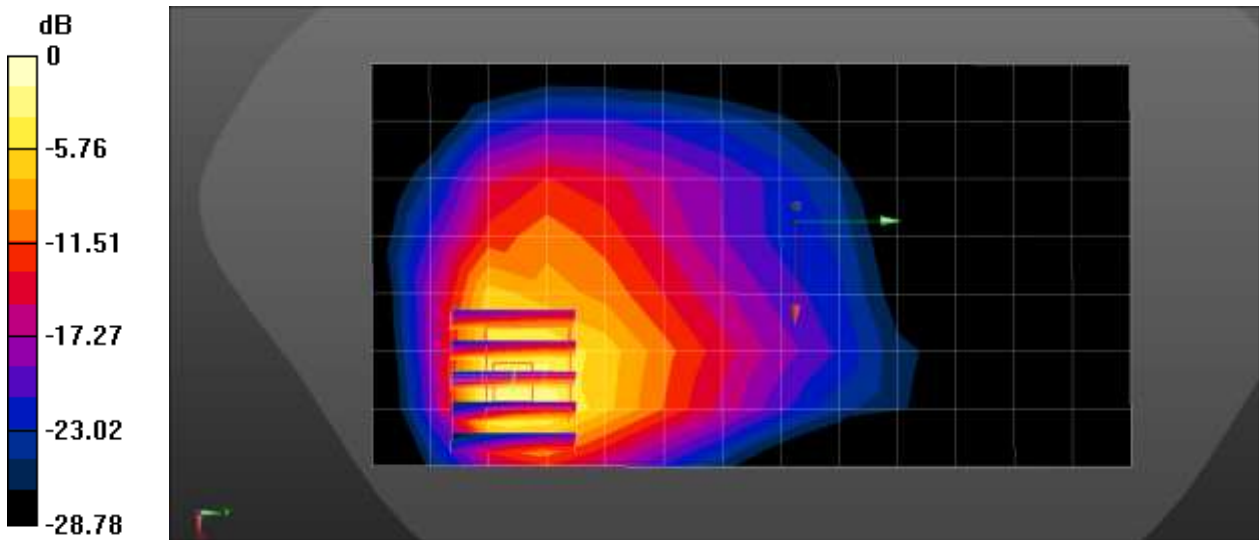
- Probe: EX3DV4 - SN7655; ConvF(8.73, 8.73, 8.73) @ 1770 MHz; Calibrated: 2022-06-20
- Sensor-Surface: 1.4mm (Mechanical Surface Detection)
- Electronics: DAE4 Sn446; Calibrated: 2022-11-16
- Phantom: Twin-SAM V4.0 (20deg probe tilt)_Left-Right; Type: QD 000 P40 CC; Serial: xxxx
- Measurement SW: DASY52, Version 52.10 (4); SEMCAD X Version 14.6.14 (7483)

NR Band n66 Phablet Rear DFT-s QPSK 20MHz 100RB 0offset 354000ch/Area Scan (8x14x1):

Measurement grid: dx=15mm, dy=15mm
Maximum value of SAR (measured) = 6.23 W/kg

NR Band n66 Phablet Rear DFT-s QPSK 20MHz 100RB 0offset 354000ch/Zoom Scan (5x5x7)/Cube 0:

Measurement grid: dx=8mm, dy=8mm, dz=5mm
Reference Value = 7.746 V/m; Power Drift = 0.02 dB
Peak SAR (extrapolated) = 17.9 W/kg
SAR(1 g) = 5.02 W/kg; SAR(10 g) = 2.16 W/kg
Maximum value of SAR (measured) = 9.87 W/kg



0 dB = 9.87 W/kg = 9.94 dBW/kg

Test Laboratory: HCT CO., LTD
EUT Type: Mobile Phone
Liquid Temperature: 22.0 °C
Ambient Temperature: 22.1 °C
Test Date: 12/08/2022
Plot No.: C20


Communication System: UID 0, WIFI 5GHz (0); Frequency: 5720 MHz;Duty Cycle: 1:1
Medium parameters used: $f = 5720$ MHz; $\sigma = 5.213$ S/m; $\epsilon_r = 35.183$; $\rho = 1000$ kg/m³
Phantom section: Flat Section

DASY5 Configuration:

- Probe: EX3DV4 - SN7370; ConvF(4.73, 4.73, 4.73) @ 5720 MHz; Calibrated: 2022-08-19
- Sensor-Surface: 1.4mm (Mechanical Surface Detection)
- Electronics: DAE4 Sn1750; Calibrated: 2022-10-10
- Phantom: SAM with CRP v5.0 Front; Type: QD000P40CD; Serial: TP:xxxx
- Measurement SW: DASY52, Version 52.10 (3); SEMCAD X Version 14.6.13 (7474)

802.11a Phablet Rear 6Mbps 144ch/Area Scan (101x191x1): Interpolated grid: dx=1.000 mm, dy=1.000 mm
Maximum value of SAR (interpolated) = 10.5 W/kg

802.11a Phablet Rear 6Mbps 144ch/Zoom Scan (7x7x7)/Cube 0: Measurement grid: dx=4mm, dy=4mm, dz=1.4mm
Reference Value = 0 V/m; Power Drift = 0.00 dB
Peak SAR (extrapolated) = 39.0 W/kg
SAR(1 g) = 4.38 W/kg; SAR(10 g) = 0.835 W/kg
Maximum value of SAR (measured) = 18.1 W/kg



0 dB = 18.1 W/kg = 12.58 dBW/kg

Test Laboratory: HCT CO., LTD
EUT Type: Mobile Phone
Liquid Temperature: 22.1 °C
Ambient Temperature: 22.2 °C
Test Date: 12/08/2022
Plot No.: C21

Communication System: UID 0, NFC; Frequency: 13.56 MHz; Duty Cycle: 1:1
Medium parameters used: $f = 14$ MHz; $\sigma = 0.756$ S/m; $\epsilon_r = 54.302$; $\rho = 1000$ kg/m³
Phantom section: Flat Section

DASY5 Configuration:

- Probe: ES3DV3 - SN3076; ConvF(5.75, 5.75, 5.75) @ 13.56 MHz; Calibrated: 2022-07-20
- Sensor-Surface: 3mm (Mechanical Surface Detection)
- Electronics: DAE4 Sn1254; Calibrated: 2022-06-15
- Phantom: ELI V4.0 Left (20deg probe tilt); Type: QD OVA 001 Bx; Serial: xxxx
- Measurement SW: DASY52, Version 52.10 (4); SEMCAD X Version 14.6.14 (7483)

NFC Phablet Rear Type A 106kbps/Area Scan (11x20x1): Measurement grid: dx=10mm, dy=10mm
Maximum value of SAR (measured) = 0.0712 W/kg

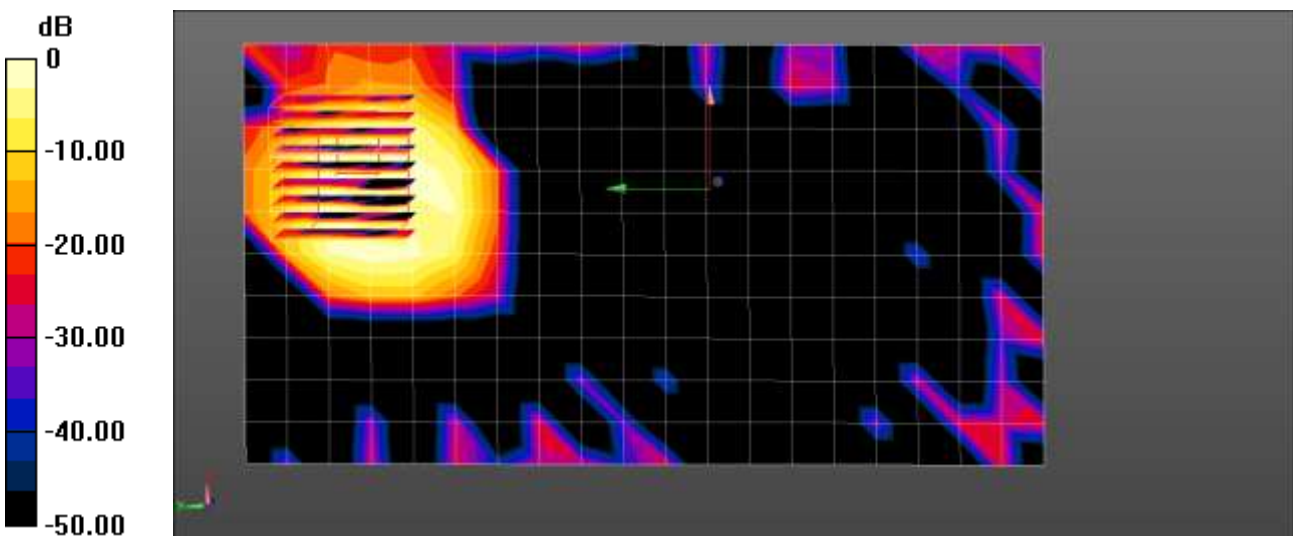
NFC Phablet Rear Type A 106kbps/Zoom Scan (9x9x8)/Cube 0: Measurement grid: dx=4mm, dy=4mm, dz=1.4mm

Reference Value = 0 V/m; Power Drift = 0.02 dB

Peak SAR (extrapolated) = 0.462 W/kg

SAR(1 g) = 0.061 W/kg; SAR(10 g) = 0.019 W/kg

Maximum value of SAR (measured) = 0.0807 W/kg



0 dB = 0.0807 W/kg = -10.93 dBW/kg

Appendix C. – Dipole Verification Plots

■ **Verification Data (750 MHz Head)**

Test Laboratory: HCT CO., LTD
 Input Power: 0.05 W
 Liquid Temp: 20.6 °C
 Test Date: 12/06/2022

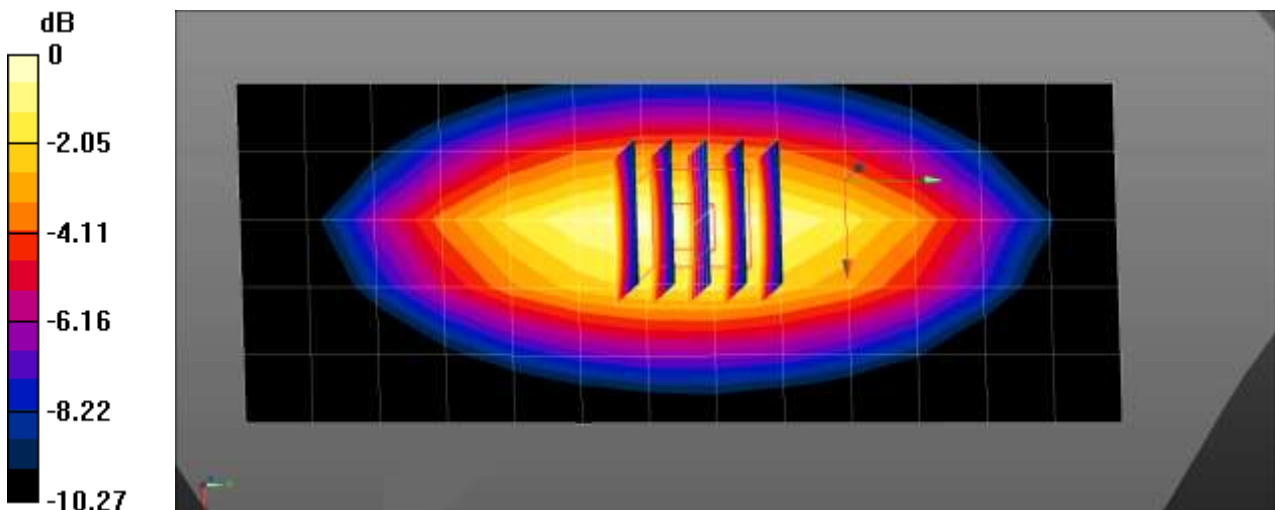
Communication System: UID 0, CW (0); Frequency: 750 MHz; Duty Cycle: 1:1
 Medium parameters used: $f = 750 \text{ MHz}$; $\sigma = 0.922 \text{ S/m}$; $\epsilon_r = 42.82$; $\rho = 1000 \text{ kg/m}^3$
 Phantom section: Flat Section

DASY5 Configuration:

- Probe: EX3DV4 - SN7751; ConvF(9.87, 9.87, 9.87) @ 750 MHz; Calibrated: 2022-10-07
- Sensor-Surface: 1.4mm (Mechanical Surface Detection)
- Electronics: DAE4 Sn1464; Calibrated: 2022-06-15
- Phantom: SAM_Left_20170913; Type: QD000P40CD; Serial: 1803
- Measurement SW: DASY52, Version 52.10 (4); SEMCAD X Version 14.6.13 (7474)

750MHz Head Verification/Area Scan (6x14x1): Measurement grid: $dx=15\text{mm}$, $dy=15\text{mm}$
 Maximum value of SAR (measured) = 0.510 W/kg

750MHz Head Verification/Zoom Scan (5x5x7)/Cube 0: Measurement grid: $dx=8\text{mm}$, $dy=8\text{mm}$, $dz=5\text{mm}$
 Reference Value = 24.49 V/m; Power Drift = 0.06 dB
 Peak SAR (extrapolated) = 0.598 W/kg
SAR(1 g) = 0.399 W/kg; SAR(10 g) = 0.264 W/kg
 Maximum value of SAR (measured) = 0.532 W/kg



0 dB = 0.532 W/kg = -2.74 dBW/kg

■ **Verification Data (835 MHz Head)**

Test Laboratory: HCT CO., LTD
 Input Power: 0.05 W
 Liquid Temp: 21.3 °C
 Test Date: 11/29/2022

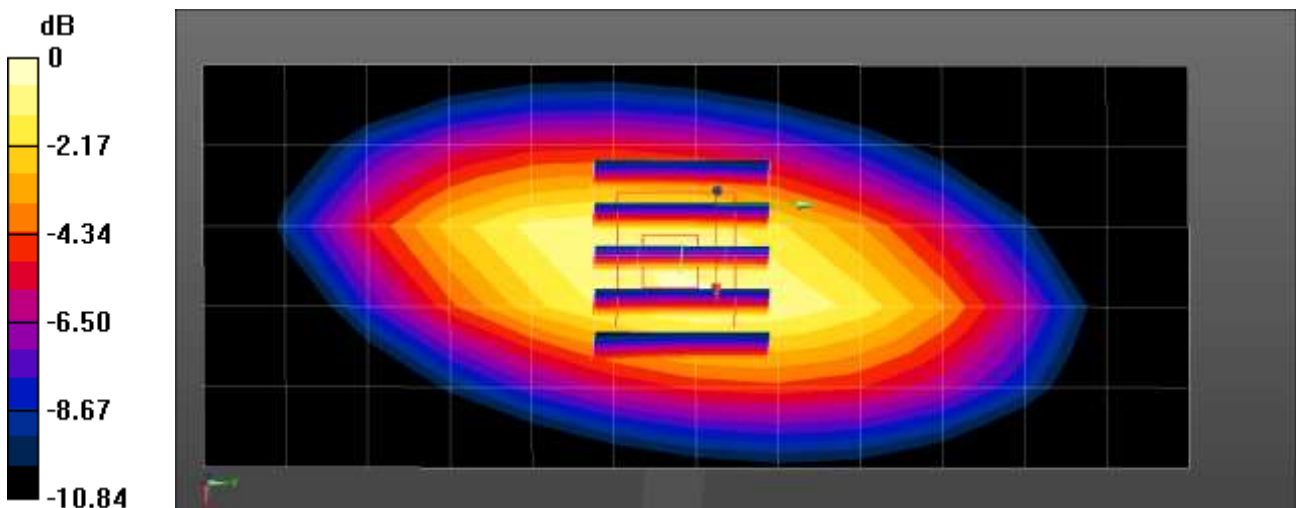
Communication System: UID 0, CW (0); Frequency: 835 MHz; Duty Cycle: 1:1
 Medium parameters used (interpolated): $f = 835 \text{ MHz}$; $\sigma = 0.922 \text{ S/m}$; $\epsilon_r = 42.687$; $\rho = 1000 \text{ kg/m}^3$
 Phantom section: Flat Section

DASY5 Configuration:

- Probe: EX3DV4 - SN7655; ConvF(9.76, 9.76, 9.76) @ 835 MHz; Calibrated: 2022-06-20
- Sensor-Surface: 1.4mm (Mechanical Surface Detection)
- Electronics: DAE4 Sn1417; Calibrated: 2022-02-24
- Phantom: Twin-SAM V4.0 (20deg probe tilt)_Left-Right; Type: QD 000 P40 CC;
- Measurement SW: DASY52, Version 52.10 (4); SEMCAD X Version 14.6.14 (7483)

835MHz Head Verification/Area Scan (6x13x1): Measurement grid: dx=15mm, dy=15mm
 Maximum value of SAR (measured) = 0.620 W/kg

835MHz Head Verification/Zoom Scan (5x5x7)/Cube 0: Measurement grid: dx=8mm, dy=8mm, dz=5mm
 Reference Value = 28.76 V/m; Power Drift = -0.07 dB
 Peak SAR (extrapolated) = 0.799 W/kg
SAR(1 g) = 0.523 W/kg; SAR(10 g) = 0.343 W/kg
 Maximum value of SAR (measured) = 0.705 W/kg



0 dB = 0.705 W/kg = -1.52 dBW/kg

■ **Verification Data (835 MHz Head)**

Test Laboratory: HCT CO., LTD
 Input Power: 0.05 W
 Liquid Temp: 21.6 °C
 Test Date: 12/07/2022

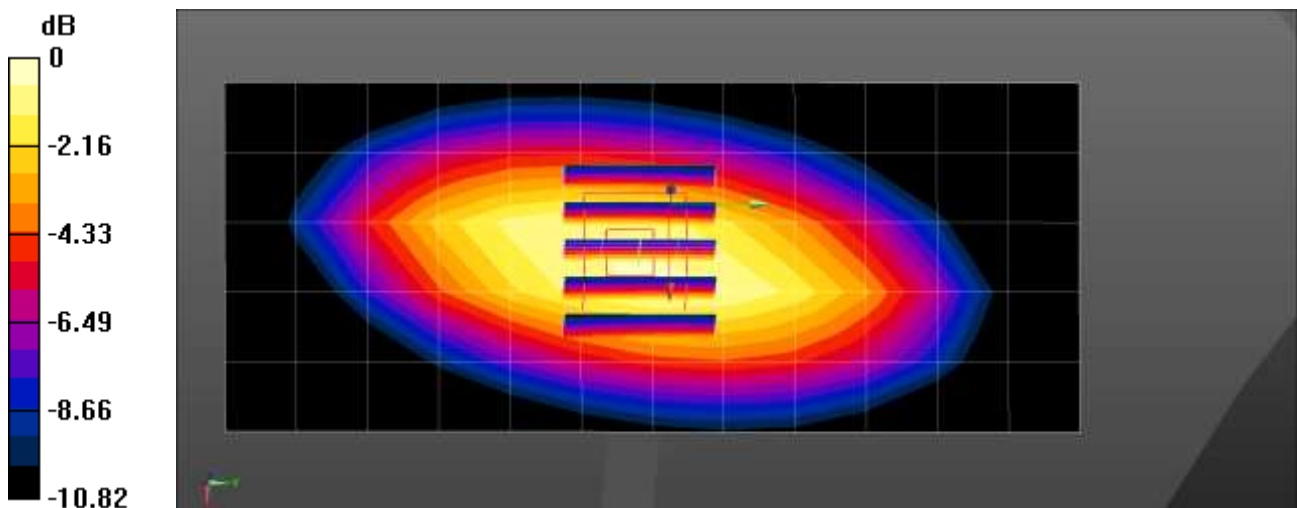
Communication System: UID 0, CW (0); Frequency: 835 MHz; Duty Cycle: 1:1
 Medium parameters used (interpolated): $f = 835 \text{ MHz}$; $\sigma = 0.929 \text{ S/m}$; $\epsilon_r = 42.766$; $\rho = 1000 \text{ kg/m}^3$
 Phantom section: Flat Section

DASY5 Configuration:

- Probe: EX3DV4 - SN7655; ConvF(9.76, 9.76, 9.76) @ 835 MHz; Calibrated: 2022-06-20
- Sensor-Surface: 1.4mm (Mechanical Surface Detection)
- Electronics: DAE4 Sn1417; Calibrated: 2022-02-24
- Phantom: Twin-SAM V4.0 (20deg probe tilt)_Left-Right; Type: QD 000 P40 CC;
- Measurement SW: DASY52, Version 52.10 (4); SEMCAD X Version 14.6.14 (7483)

835MHz Head Verification/Area Scan (6x13x1): Measurement grid: dx=15mm, dy=15mm
 Maximum value of SAR (measured) = 0.635 W/kg

835MHz Head Verification/Zoom Scan (5x5x7)/Cube 0: Measurement grid: dx=8mm, dy=8mm, dz=5mm
 Reference Value = 29.93 V/m; Power Drift = -0.13 dB
 Peak SAR (extrapolated) = 0.802 W/kg
SAR(1 g) = 0.528 W/kg; SAR(10 g) = 0.346 W/kg
 Maximum value of SAR (measured) = 0.708 W/kg



0 dB = 0.708 W/kg = -1.50 dBW/kg

■ **Verification Data (835 MHz Head)**

Test Laboratory: HCT CO., LTD
 Input Power: 0.05 W
 Liquid Temp: 23.1 °C
 Test Date: 12/08/2022

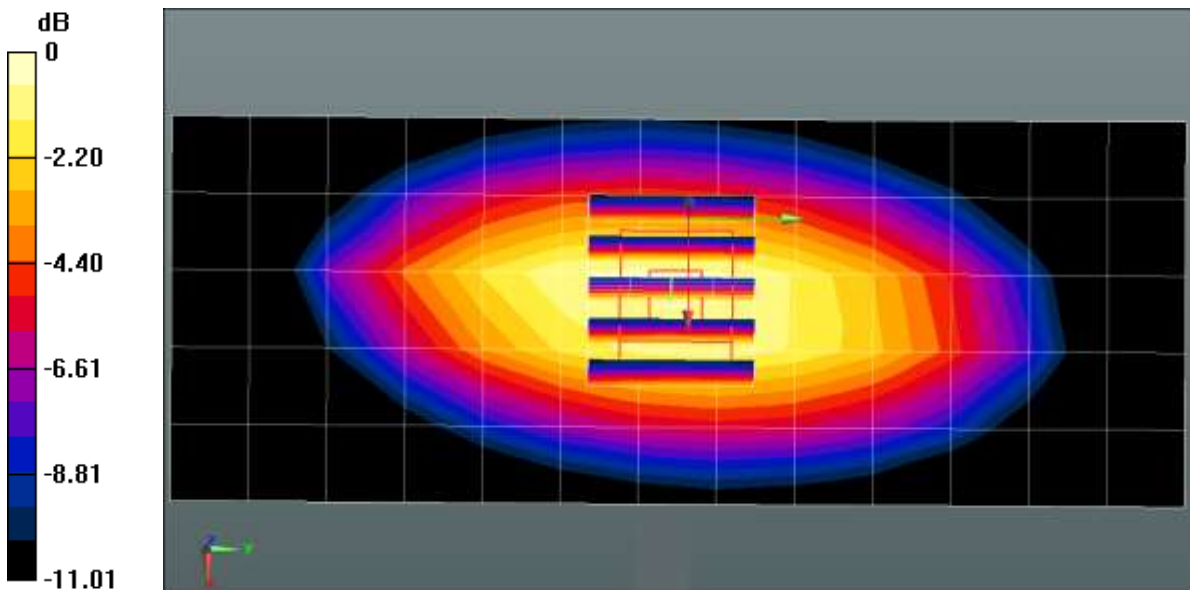
Communication System: UID 0, CW (0); Frequency: 835 MHz; Duty Cycle: 1:1
 Medium parameters used (interpolated): $f = 835 \text{ MHz}$; $\sigma = 0.922 \text{ S/m}$; $\epsilon_r = 42.426$; $\rho = 1000 \text{ kg/m}^3$
 Phantom section: Flat Section

DASY5 Configuration:

- Probe: EX3DV4 - SN7751; ConvF(9.57, 9.57, 9.57) @ 835 MHz; Calibrated: 2022-10-07
- Sensor-Surface: 1.4mm (Mechanical Surface Detection)
- Electronics: DAE4 Sn1464; Calibrated: 2022-06-15
- Phantom: SAM_Left_20170913; Type: QD000P40CD; Serial: 1803
- Measurement SW: DASY52, Version 52.10 (4); SEMCAD X Version 14.6.14 (7483)

835MHz Head Verification/Area Scan (6x14x1): Measurement grid: dx=15mm, dy=15mm
 Maximum value of SAR (measured) = 0.602 W/kg

835MHz Head Verification/Zoom Scan (5x5x7)/Cube 0: Measurement grid: dx=8mm, dy=8mm, dz=5mm
 Reference Value = 28.23 V/m; Power Drift = -0.03 dB
 Peak SAR (extrapolated) = 0.754 W/kg
SAR(1 g) = 0.500 W/kg; SAR(10 g) = 0.326 W/kg
 Maximum value of SAR (measured) = 0.669 W/kg



0 dB = 0.669 W/kg = -1.75 dBW/kg

■ **Verification Data (835 MHz Head)**

Test Laboratory: HCT CO., LTD
 Input Power 0.05 W
 Liquid Temp: 19.7 °C
 Test Date: 12/02/2022

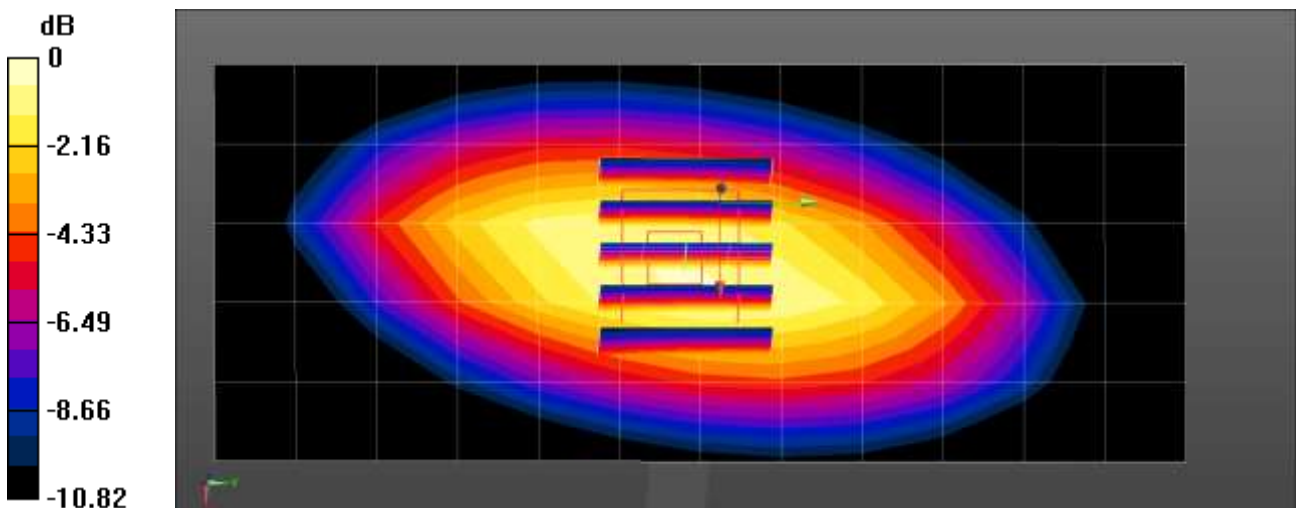
Communication System: UID 0, CW (0); Frequency: 835 MHz; Duty Cycle: 1:1
 Medium parameters used (interpolated): $f = 835 \text{ MHz}$; $\sigma = 0.936 \text{ S/m}$; $\epsilon_r = 42.413$; $\rho = 1000 \text{ kg/m}^3$
 Phantom section: Flat Section

DASY5 Configuration:

- Probe: EX3DV4 - SN7655; ConvF(9.76, 9.76, 9.76) @ 835 MHz; Calibrated: 2022-06-20
- Sensor-Surface: 1.4mm (Mechanical Surface Detection)
- Electronics: DAE4 Sn1417; Calibrated: 2022-02-24
- Phantom: Twin-SAM V4.0 (20deg probe tilt)_Left-Right; Type: QD 000 P40 CC;
- Measurement SW: DASY52, Version 52.10 (4); SEMCAD X Version 14.6.14 (7483)

835MHz Head Verification/Area Scan (6x13x1): Measurement grid: dx=15mm, dy=15mm
 Maximum value of SAR (measured) = 0.631 W/kg

835MHz Head Verification/Zoom Scan (5x5x7)/Cube 0: Measurement grid: dx=8mm, dy=8mm, dz=5mm
 Reference Value = 28.72 V/m; Power Drift = -0.04 dB
 Peak SAR (extrapolated) = 0.807 W/kg
SAR(1 g) = 0.531 W/kg; SAR(10 g) = 0.349 W/kg
 Maximum value of SAR (measured) = 0.711 W/kg



0 dB = 0.711 W/kg = -1.48 dBW/kg

■ **Verification Data (1 800 MHz Head)**

Test Laboratory: HCT CO., LTD
Input Power: 0.05 W
Liquid Temp: 21.8 °C
Test Date: 12/08/2022

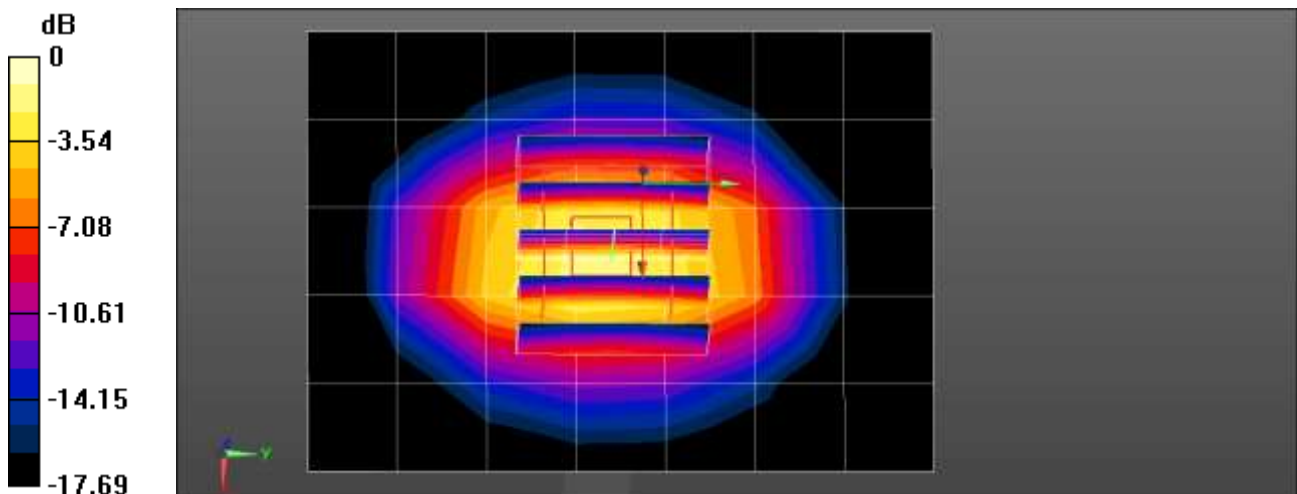
Communication System: UID 0, CW (0); Frequency: 1800 MHz; Duty Cycle: 1:1
Medium parameters used: $f = 1800$ MHz; $\sigma = 1.35$ S/m; $\epsilon_r = 39.39$; $\rho = 1000$ kg/m³
Phantom section: Flat Section

DASY5 Configuration:

- Probe: EX3DV4 - SN7655; ConvF(8.73, 8.73, 8.73) @ 1800 MHz; Calibrated: 2022-06-20
- Sensor-Surface: 1.4mm (Mechanical Surface Detection)
- Electronics: DAE4 Sn446; Calibrated: 2022-11-16
- Phantom: Twin-SAM V4.0 (20deg probe tilt)_Left-Right; Type: QD 000 P40 CC;
- Measurement SW: DASY52, Version 52.10 (4); SEMCAD X Version 14.6.14 (7483)

1800MHz Head Verification/Area Scan (6x8x1): Measurement grid: dx=15mm, dy=15mm
Maximum value of SAR (measured) = 2.01 W/kg

1800MHz Head Verification/Zoom Scan (5x5x7)/Cube 0: Measurement grid: dx=8mm, dy=8mm, dz=5mm
Reference Value = 48.46 V/m; Power Drift = -0.08 dB
Peak SAR (extrapolated) = 3.55 W/kg
SAR(1 g) = 1.88 W/kg; SAR(10 g) = 0.976 W/kg
Maximum value of SAR (measured) = 2.95 W/kg



0 dB = 2.95 W/kg = 4.70 dBW/kg

■ **Verification Data (1 800 MHz Head)**

Test Laboratory: HCT CO., LTD
 Input Power: 0.05 W
 Liquid Temp: 21.7 °C
 Test Date: 12/12/2022

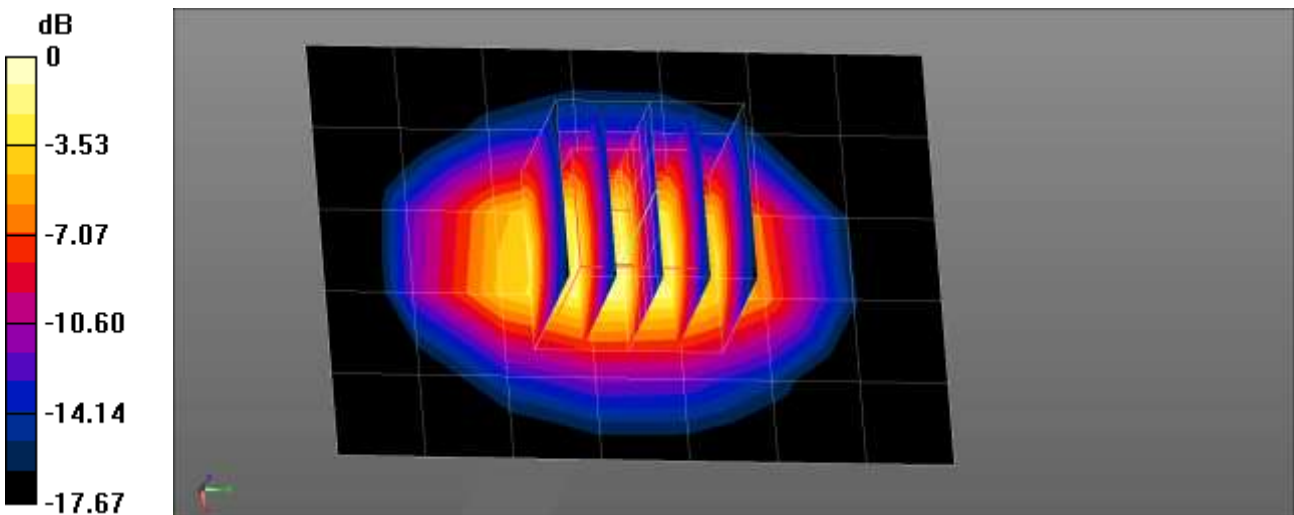
Communication System: UID 0, CW (0); Frequency: 1800 MHz; Duty Cycle: 1:1
 Medium parameters used: $f = 1800$ MHz; $\sigma = 1.391$ S/m; $\epsilon_r = 39.753$; $\rho = 1000$ kg/m³
 Phantom section: Flat Section

DASY5 Configuration:

- Probe: EX3DV4 - SN7655; ConvF(8.73, 8.73, 8.73) @ 1800 MHz; Calibrated: 2022-06-20
- Sensor-Surface: 1.4mm (Mechanical Surface Detection)
- Electronics: DAE4 Sn446; Calibrated: 2022-11-16
- Phantom: Twin-SAM V4.0 (20deg probe tilt)_Left-Right; Type: QD 000 P40 CC;
- Measurement SW: DASY52, Version 52.10 (4); SEMCAD X Version 14.6.13 (7474)

1800MHz Head Verification/Area Scan (6x8x1): Measurement grid: dx=15mm, dy=15mm
 Maximum value of SAR (measured) = 2.06 W/kg

1800MHz Head Verification/Zoom Scan (5x5x7)/Cube 0: Measurement grid: dx=8mm, dy=8mm, dz=5mm
 Reference Value = 48.44 V/m; Power Drift = -0.06 dB
 Peak SAR (extrapolated) = 3.64 W/kg
SAR(1 g) = 1.93 W/kg; SAR(10 g) = 1 W/kg
 Maximum value of SAR (measured) = 3.02 W/kg



0 dB = 3.02 W/kg = 4.80 dBW/kg

■ Verification Data (1 800 MHz Head)

Test Laboratory: HCT CO., LTD
Input Power 0.05 W
Liquid Temp: 21.7 °C
Test Date: 12/01/2022

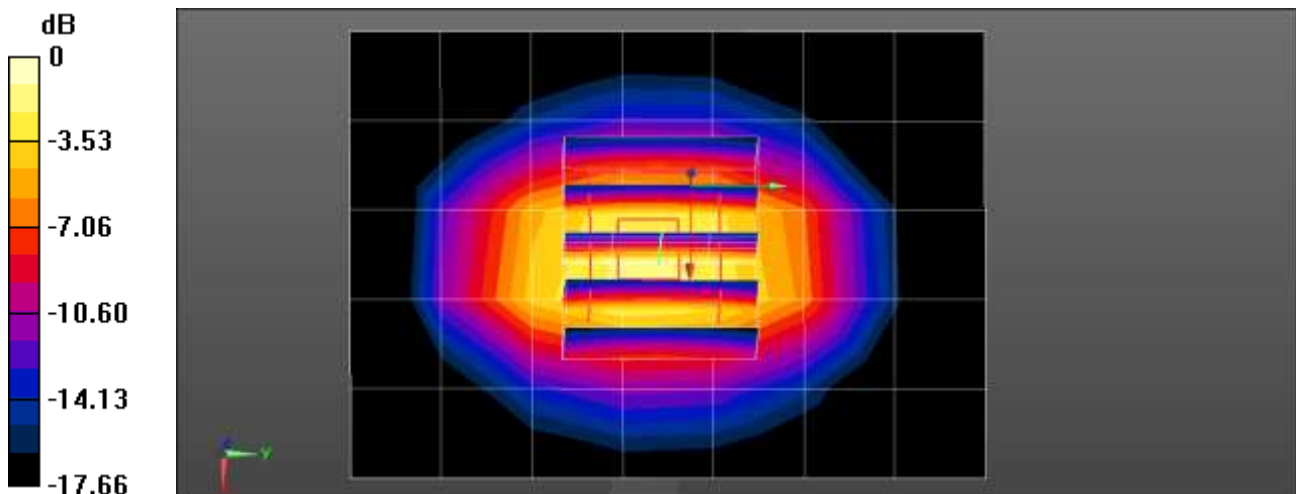
Communication System: UID 0, CW (0); Frequency: 1800 MHz; Duty Cycle: 1:1
Medium parameters used: $f = 1800$ MHz; $\sigma = 1.355$ S/m; $\epsilon_r = 39.39$; $\rho = 1000$ kg/m³
Phantom section: Flat Section

DASY5 Configuration:

- Probe: EX3DV4 - SN7655; ConvF(8.73, 8.73, 8.73) @ 1800 MHz; Calibrated: 2022-06-20
- Sensor-Surface: 1.4mm (Mechanical Surface Detection)
- Electronics: DAE4 Sn1417; Calibrated: 2022-02-24
- Phantom: Twin-SAM V4.0 (20deg probe tilt)_Left-Right; Type: QD 000 P40 CC;
- Measurement SW: DASY52, Version 52.10 (4); SEMCAD X Version 14.6.14 (7483)

1800MHz Head Verification/Area Scan (6x8x1): Measurement grid: dx=15mm, dy=15mm
Maximum value of SAR (measured) = 2.00 W/kg

1800MHz Head Verification/Zoom Scan (5x5x7)/Cube 0: Measurement grid: dx=8mm, dy=8mm, dz=5mm
Reference Value = 48.30 V/m; Power Drift = -0.09 dB
Peak SAR (extrapolated) = 3.53 W/kg
SAR(1 g) = 1.88 W/kg; SAR(10 g) = 0.978 W/kg
Maximum value of SAR (measured) = 2.95 W/kg



0 dB = 2.95 W/kg = 4.70 dBW/kg

■ **Verification Data (1 900 MHz Head)**

Test Laboratory: HCT CO., LTD
 Input Power: 0.05 W
 Liquid Temp: 20.9 °C
 Test Date: 11/28/2022

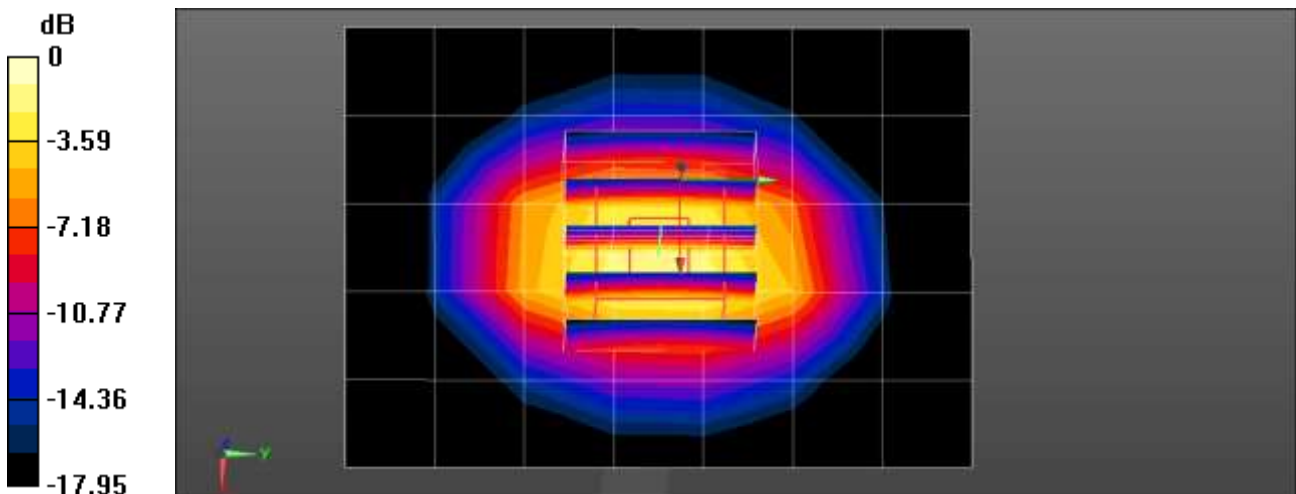
Communication System: UID 0, CW (0); Frequency: 1900 MHz; Duty Cycle: 1:1
 Medium parameters used: $f = 1900 \text{ MHz}$; $\sigma = 1.413 \text{ S/m}$; $\epsilon_r = 39.392$; $\rho = 1000 \text{ kg/m}^3$
 Phantom section: Flat Section

DASY5 Configuration:

- Probe: EX3DV4 - SN7655; ConvF(8.41, 8.41, 8.41) @ 1900 MHz; Calibrated: 2022-06-20
- Sensor-Surface: 1.4mm (Mechanical Surface Detection)
- Electronics: DAE4 Sn446; Calibrated: 2022-11-16
- Phantom: Twin-SAM V4.0 (20deg probe tilt)_Left-Right; Type: QD 000 P40 CC;
- Measurement SW: DASY52, Version 52.10 (4); SEMCAD X Version 14.6.14 (7483)

1900MHz Head Verification/Area Scan (6x8x1): Measurement grid: $dx=15\text{mm}$, $dy=15\text{mm}$
 Maximum value of SAR (measured) = 2.16 W/kg

1900MHz Head Verification/Zoom Scan (5x5x7)/Cube 0: Measurement grid: $dx=8\text{mm}$, $dy=8\text{mm}$, $dz=5\text{mm}$
 Reference Value = 48.09 V/m; Power Drift = -0.15 dB
 Peak SAR (extrapolated) = 3.65 W/kg
SAR(1 g) = 1.96 W/kg; SAR(10 g) = 1.01 W/kg
 Maximum value of SAR (measured) = 3.06 W/kg



0 dB = 3.06 W/kg = 4.86 dBW/kg

■ **Verification Data (1 900 MHz Head)**

Test Laboratory: HCT CO., LTD
Input Power: 0.05 W
Liquid Temp: 21.3 °C
Test Date: 12/05/2022

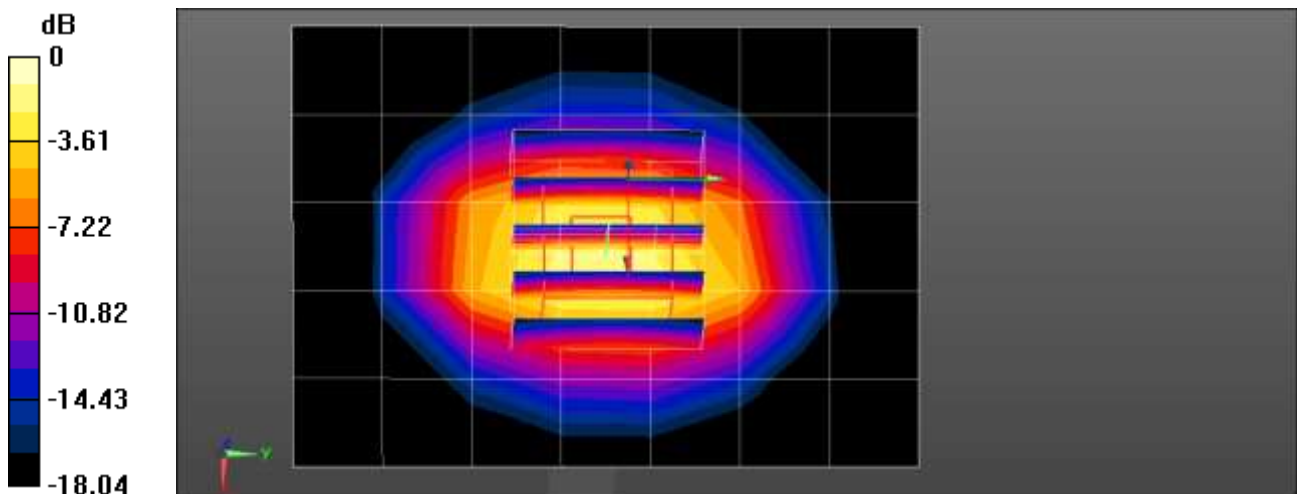
Communication System: UID 0, CW (0); Frequency: 1900 MHz;Duty Cycle: 1:1
Medium parameters used: $f = 1900$ MHz; $\sigma = 1.399$ S/m; $\epsilon_r = 38.946$; $\rho = 1000$ kg/m³
Phantom section: Flat Section

DASY5 Configuration:

- Probe: EX3DV4 - SN7655; ConvF(8.41, 8.41, 8.41) @ 1900 MHz; Calibrated: 2022-06-20
- Sensor-Surface: 1.4mm (Mechanical Surface Detection)
- Electronics: DAE4 Sn446; Calibrated: 2022-11-16
- Phantom: Twin-SAM V4.0 (20deg probe tilt)_Left-Right; Type: QD 000 P40 CC;
- Measurement SW: DASY52, Version 52.10 (4); SEMCAD X Version 14.6.14 (7483)

1900MHz Head Verification/Area Scan (6x8x1): Measurement grid: dx=15mm, dy=15mm
Maximum value of SAR (measured) = 2.19 W/kg

1900MHz Head Verification/Zoom Scan (5x5x7)/Cube 0: Measurement grid: dx=8mm, dy=8mm, dz=5mm
Reference Value = 47.77 V/m; Power Drift = -0.13 dB
Peak SAR (extrapolated) = 3.63 W/kg
SAR(1 g) = 1.94 W/kg; SAR(10 g) = 1 W/kg
Maximum value of SAR (measured) = 3.04 W/kg



0 dB = 3.04 W/kg = 4.83 dBW/kg

■ **Verification Data (1 900 MHz Head)**

Test Laboratory: HCT CO., LTD
Input Power: 0.05 W
Liquid Temp: 20.7 °C
Test Date: 12/26/2022

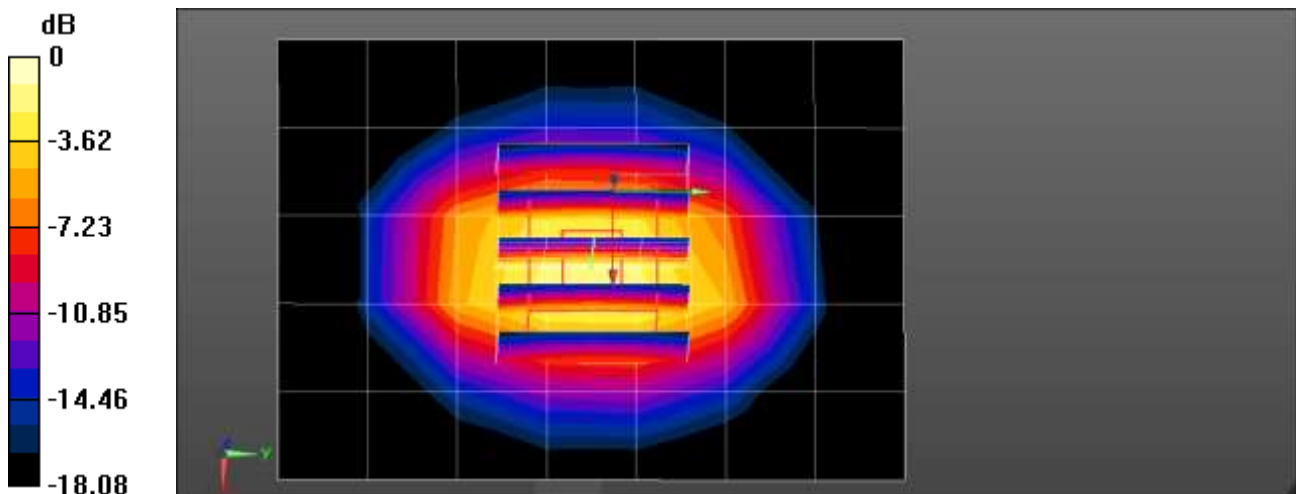
Communication System: UID 0, CW (0); Frequency: 1900 MHz;Duty Cycle: 1:1
Medium parameters used: $f = 1900$ MHz; $\sigma = 1.399$ S/m; $\epsilon_r = 38.946$; $\rho = 1000$ kg/m³
Phantom section: Flat Section

DASY5 Configuration:

- Probe: EX3DV4 - SN7655; ConvF(8.41, 8.41, 8.41) @ 1900 MHz; Calibrated: 2022-06-20
- Sensor-Surface: 1.4mm (Mechanical Surface Detection)
- Electronics: DAE4 Sn446; Calibrated: 2022-11-16
- Phantom: Twin-SAM V4.0 (20deg probe tilt)_Left-Right; Type: QD 000 P40 CC;
- Measurement SW: DASY52, Version 52.10 (4); SEMCAD X Version 14.6.14 (7483)

1900MHz Head Verification/Area Scan (6x8x1): Measurement grid: dx=15mm, dy=15mm
Maximum value of SAR (measured) = 2.18 W/kg

1900MHz Head Verification/Zoom Scan (5x5x7)/Cube 0: Measurement grid: dx=8mm, dy=8mm, dz=5mm
Reference Value = 47.95 V/m; Power Drift = -0.16 dB
Peak SAR (extrapolated) = 3.63 W/kg
SAR(1 g) = 1.94 W/kg; SAR(10 g) = 1 W/kg
Maximum value of SAR (measured) = 3.05 W/kg



0 dB = 3.05 W/kg = 4.84 dBW/kg

■ **Verification Data (1 900 MHz Head)**

Test Laboratory: HCT CO., LTD
Input Power: 0.05 W
Liquid Temp: 21.5 °C
Test Date: 11/30/2022

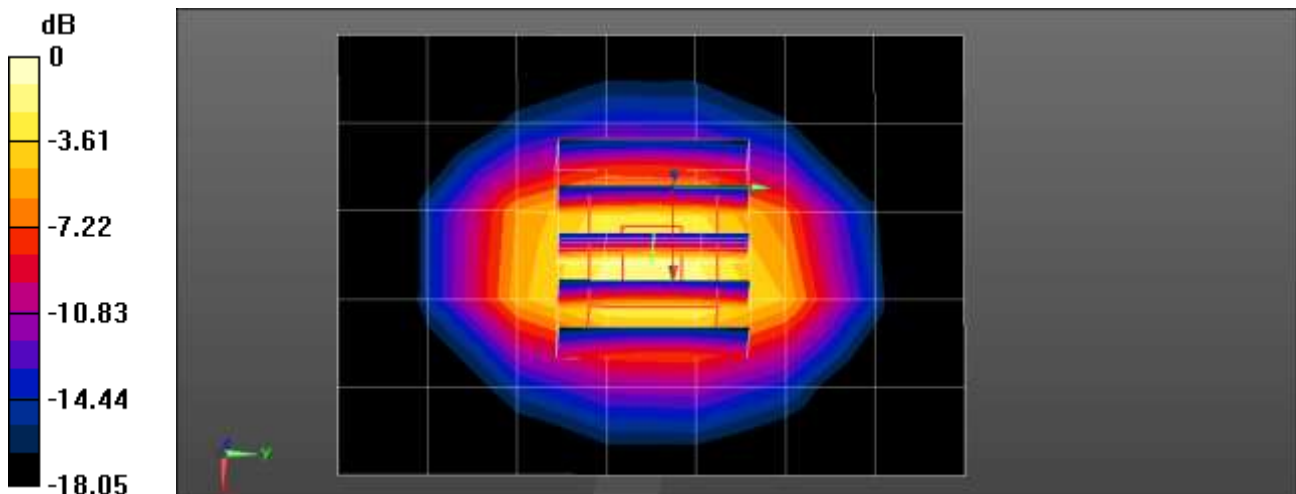
Communication System: UID 0, CW (0); Frequency: 1900 MHz;Duty Cycle: 1:1
Medium parameters used: $f = 1900$ MHz; $\sigma = 1.399$ S/m; $\epsilon_r = 38.942$; $\rho = 1000$ kg/m³
Phantom section: Flat Section

DASY5 Configuration:

- Probe: EX3DV4 - SN7655; ConvF(8.41, 8.41, 8.41) @ 1900 MHz; Calibrated: 2022-06-20
- Sensor-Surface: 1.4mm (Mechanical Surface Detection)
- Electronics: DAE4 Sn446; Calibrated: 2022-11-16
- Phantom: Twin-SAM V4.0 (20deg probe tilt)_Left-Right; Type: QD 000 P40 CC;
- Measurement SW: DASY52, Version 52.10 (4); SEMCAD X Version 14.6.14 (7483)

1900MHz Head Verification/Area Scan (6x8x1): Measurement grid: dx=15mm, dy=15mm
Maximum value of SAR (measured) = 2.15 W/kg

1900MHz Head Verification/Zoom Scan (5x5x7)/Cube 0: Measurement grid: dx=8mm, dy=8mm, dz=5mm
Reference Value = 47.80 V/m; Power Drift = -0.11 dB
Peak SAR (extrapolated) = 3.64 W/kg
SAR(1 g) = 1.94 W/kg; SAR(10 g) = 1 W/kg
Maximum value of SAR (measured) = 3.06 W/kg



0 dB = 3.06 W/kg = 4.86 dBW/kg

■ **Verification Data (2 450 MHz Head)**

Test Laboratory: HCT CO., LTD
Input Power: 0.05 W
Liquid Temp: 20.7 °C
Test Date: 12/27/2022

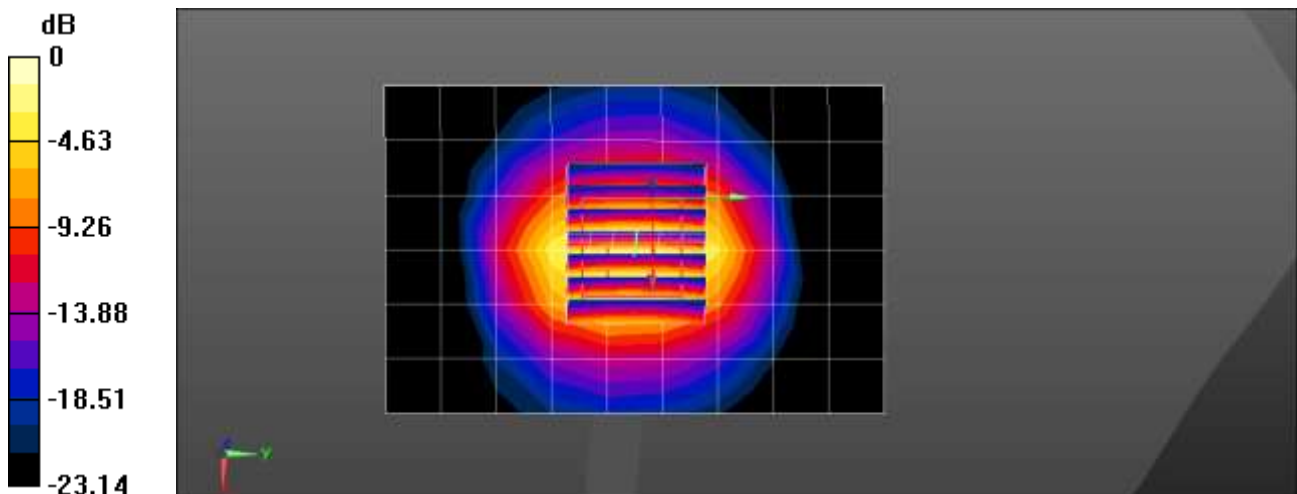
Communication System: UID 0, CW (0); Frequency: 2450 MHz;Duty Cycle: 1:1
Medium parameters used: $f = 2450$ MHz; $\sigma = 1.788$ S/m; $\epsilon_r = 37.759$; $\rho = 1000$ kg/m³
Phantom section: Flat Section

DASY5 Configuration:

- Probe: EX3DV4 - SN7655; ConvF(8.21, 8.21, 8.21) @ 2450 MHz; Calibrated: 2022-06-20
- Sensor-Surface: 1.4mm (Mechanical Surface Detection)
- Electronics: DAE4 Sn446; Calibrated: 2022-11-16
- Phantom: Twin-SAM V4.0 (20deg probe tilt)_Left-Right; Type: QD 000 P40 CC; Serial: xxxx
- Measurement SW: DASY52, Version 52.10 (4); SEMCAD X Version 14.6.14 (7483)

2450MHz Head Verification/Area Scan (7x10x1): Measurement grid: dx=12mm, dy=12mm
Maximum value of SAR (measured) = 3.72 W/kg

2450MHz Head Verification/Zoom Scan (7x7x7)/Cube 0: Measurement grid: dx=5mm, dy=5mm, dz=5mm
Reference Value = 49.58 V/m; Power Drift = -0.12 dB
Peak SAR (extrapolated) = 5.44 W/kg
SAR(1 g) = 2.49 W/kg; SAR(10 g) = 1.14 W/kg
Maximum value of SAR (measured) = 4.11 W/kg



0 dB = 4.11 W/kg = 6.14 dBW/kg

■ **Verification Data (2 450 MHz Head)**

Test Laboratory: HCT CO., LTD
Input Power: 0.05 W
Liquid Temp: 21.2 °C
Test Date: 12/07/2022

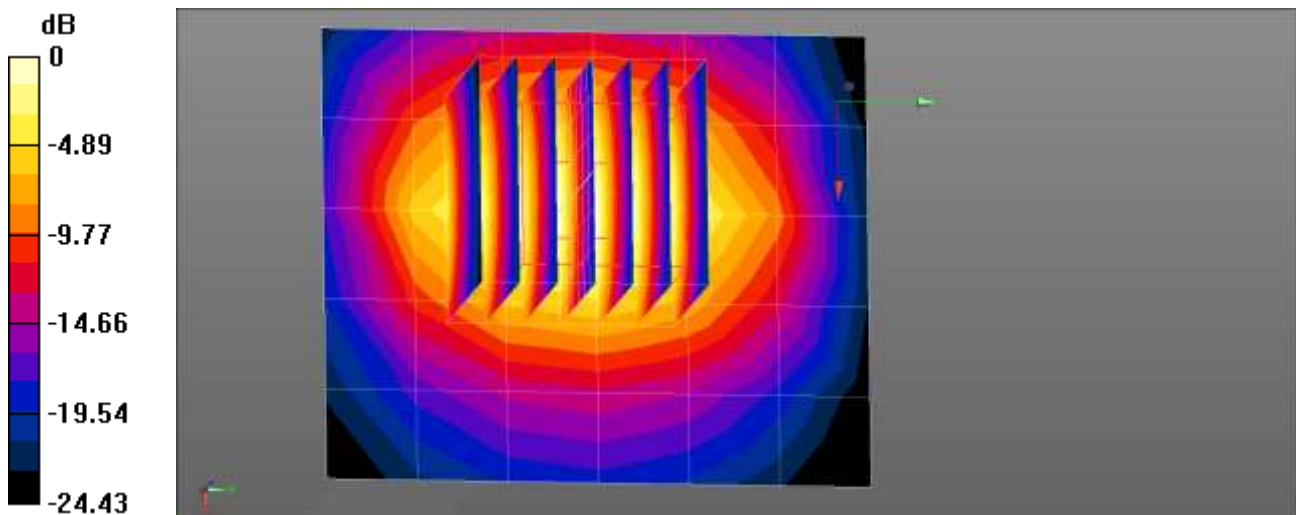
Communication System: UID 0, CW (0); Frequency: 2450 MHz;Duty Cycle: 1:1
Medium parameters used: $f = 2450$ MHz; $\sigma = 1.836$ S/m; $\epsilon_r = 37.767$; $\rho = 1000$ kg/m³
Phantom section: Flat Section

DASY5 Configuration:

- Probe: EX3DV4 - SN7680; ConvF(7.92, 7.92, 7.92) @ 2450 MHz; Calibrated: 2022-09-29
- Sensor-Surface: 1.4mm (Mechanical Surface Detection)
- Electronics: DAE4 Sn1720; Calibrated: 2022-05-09
- Phantom: SAM with CRP v5.0(Front); Type: QD000P40CD;
- Measurement SW: DASY52, Version 52.10 (4); SEMCAD X Version 14.6.13 (7474)

2450MHz Head Verification/Area Scan (6x7x1): Measurement grid: dx=12mm, dy=12mm
Maximum value of SAR (measured) = 4.51 W/kg

2450MHz Head Verification/Zoom Scan (7x7x7)/Cube 0: Measurement grid: dx=5mm, dy=5mm, dz=5mm
Reference Value = 43.53 V/m; Power Drift = 0.14 dB
Peak SAR (extrapolated) = 5.82 W/kg
SAR(1 g) = 2.62 W/kg; SAR(10 g) = 1.18 W/kg
Maximum value of SAR (measured) = 4.51 W/kg



0 dB = 4.51 W/kg = 6.54 dBW/kg

■ **Verification Data (2 450 MHz Head)**

Test Laboratory: HCT CO., LTD
Input Power: 0.05 W
Liquid Temp: 21.2 °C
Test Date: 12/23/2022

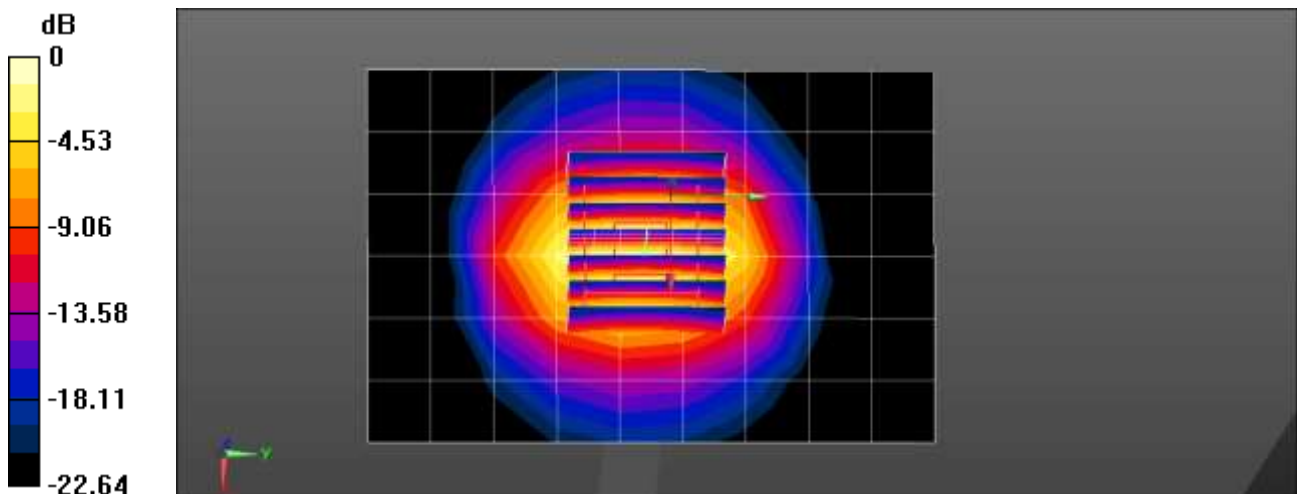
Communication System: UID 0, CW (0); Frequency: 2450 MHz;Duty Cycle: 1:1
Medium parameters used: f = 2450 MHz; $\sigma = 1.829$ S/m; $\epsilon_r = 38.59$; $\rho = 1000$ kg/m³
Phantom section: Flat Section

DASY5 Configuration:

- Probe: EX3DV4 - SN7655; ConvF(8.21, 8.21, 8.21) @ 2450 MHz; Calibrated: 2022-06-20
- Sensor-Surface: 1.4mm (Mechanical Surface Detection)
- Electronics: DAE4 Sn446; Calibrated: 2022-11-16
- Phantom: Twin-SAM V4.0 (20deg probe tilt)_Left-Right; Type: QD 000 P40 CC; Serial: xxxx
- Measurement SW: DASY52, Version 52.10 (4); SEMCAD X Version 14.6.14 (7483)

2450MHz Head Verification/Area Scan (7x10x1): Measurement grid: dx=12mm, dy=12mm
Maximum value of SAR (measured) = 4.15 W/kg

2450MHz Head Verification/Zoom Scan (7x7x7)/Cube 0: Measurement grid: dx=5mm, dy=5mm, dz=5mm
Reference Value = 49.83 V/m; Power Drift = -0.03 dB
Peak SAR (extrapolated) = 5.33 W/kg
SAR(1 g) = 2.51 W/kg; SAR(10 g) = 1.16 W/kg
Maximum value of SAR (measured) = 4.26 W/kg



0 dB = 4.26 W/kg = 6.29 dBW/kg

■ **Verification Data (2 600 MHz Head)**

Test Laboratory: HCT CO., LTD
Input Power: 0.05 W
Liquid Temp: 20.8 °C
Test Date: 12/06/2022

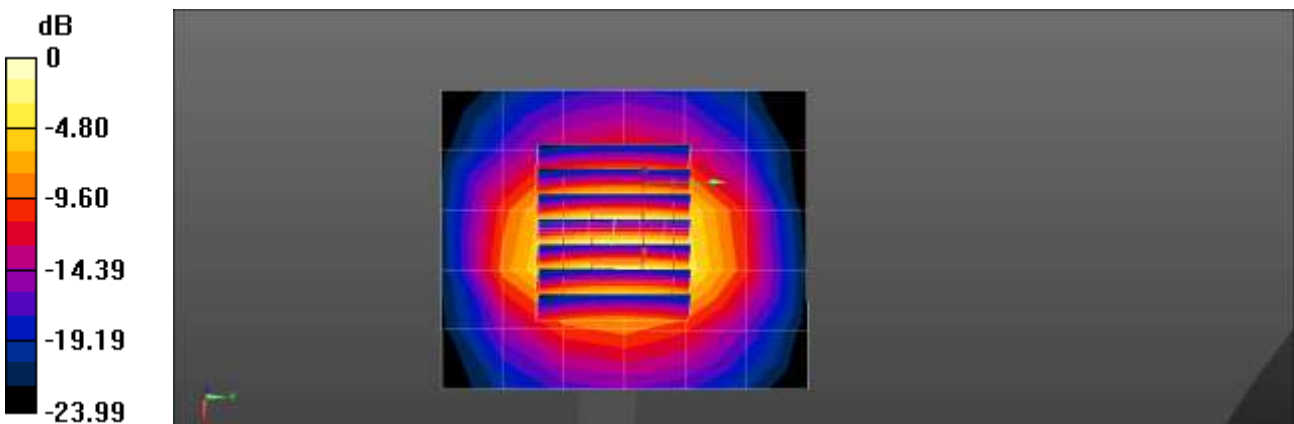
Communication System: UID 0, CW (0); Frequency: 2600 MHz;Duty Cycle: 1:1
Medium parameters used: $f = 2600$ MHz; $\sigma = 2.035$ S/m; $\epsilon_r = 38.589$; $\rho = 1000$ kg/m³
Phantom section: Flat Section

DASY5 Configuration:

- Probe: EX3DV4 - SN7655; ConvF(8.05, 8.05, 8.05) @ 2600 MHz; Calibrated: 2022-06-20
- Sensor-Surface: 1.4mm (Mechanical Surface Detection)
- Electronics: DAE4 Sn446; Calibrated: 2022-11-16
- Phantom: Twin-SAM V4.0 (20deg probe tilt)_Left-Right; Type: QD 000 P40 CC;
- Measurement SW: DASY52, Version 52.10 (4); SEMCAD X Version 14.6.14 (7483)

2600MHz Head Verification/Area Scan (6x7x1): Measurement grid: dx=12mm, dy=12mm
Maximum value of SAR (measured) = 3.83 W/kg

2600MHz Head Verification/Zoom Scan (7x7x7)/Cube 0: Measurement grid: dx=5mm, dy=5mm, dz=5mm
Reference Value = 50.04 V/m; Power Drift = -0.15 dB
Peak SAR (extrapolated) = 6.12 W/kg
SAR(1 g) = 2.74 W/kg; SAR(10 g) = 1.21 W/kg
Maximum value of SAR (measured) = 4.80 W/kg



0 dB = 4.80 W/kg = 6.81 dBW/kg

■ **Verification Data (5 250 MHz Head)**

Test Laboratory: HCT CO., LTD
Input Power: 0.05 W
Liquid Temp: 23.2 °C
Test Date: 12/07/2022

Communication System: UID 0, CW (0); Frequency: 5250 MHz; Duty Cycle: 1:1
Medium parameters used: $f = 5250 \text{ MHz}$; $\sigma = 4.69 \text{ S/m}$; $\epsilon_r = 36.847$; $\rho = 1000 \text{ kg/m}^3$
Phantom section: Flat Section

DASY5 Configuration:

- Probe: EX3DV4 - SN7370; ConvF(5.19, 5.19, 5.19) @ 5250 MHz; Calibrated: 2022-08-19
- Sensor-Surface: 1.4mm (Mechanical Surface Detection)
- Electronics: DAE4 Sn1750; Calibrated: 2022-10-10
- Phantom: SAM with CRP v5.0 Front
- Measurement SW: DASY52, Version 52.10 (3)

5250MHz Head Verification/Area Scan (7x7x1): Measurement grid: $dx=10\text{mm}$, $dy=10\text{mm}$
Maximum value of SAR (measured) = 9.70 W/kg

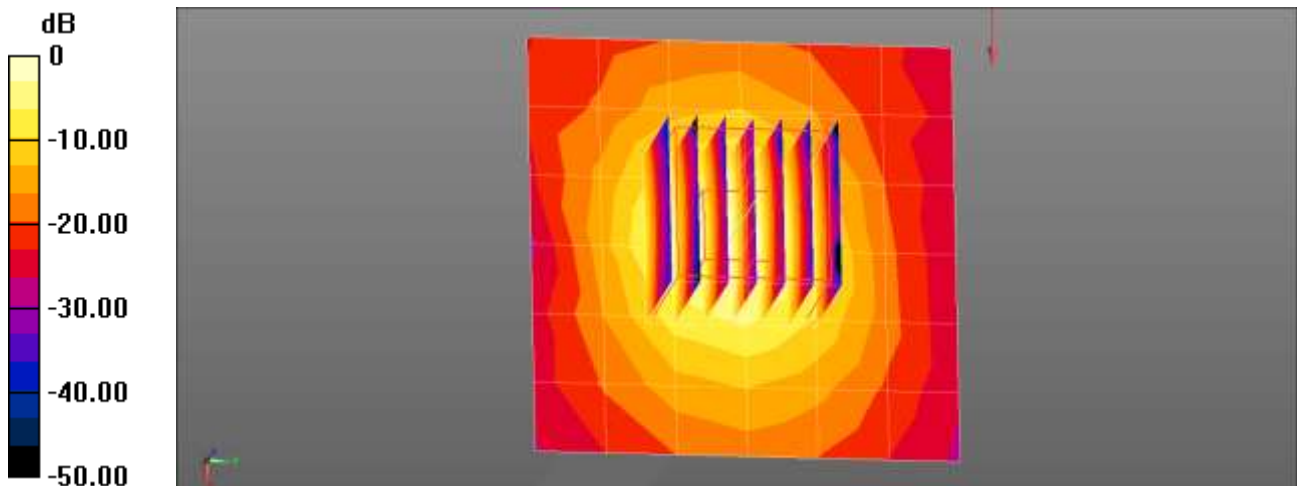
5250MHz Head Verification/Zoom Scan (7x7x7)/Cube 0: Measurement grid: $dx=4\text{mm}$, $dy=4\text{mm}$, $dz=1.4\text{mm}$

Reference Value = 49.86 V/m; Power Drift = 0.08 dB

Peak SAR (extrapolated) = 16.9 W/kg

SAR(1 g) = 3.96 W/kg; SAR(10 g) = 1.12 W/kg

Maximum value of SAR (measured) = 10.2 W/kg



0 dB = 10.2 W/kg = 10.09 dBW/kg

■ **Verification Data (5 600 MHz Head)**

Test Laboratory: HCT CO., LTD
Input Power: 0.05 W
Liquid Temp: 22.0 °C
Test Date: 12/08/2022

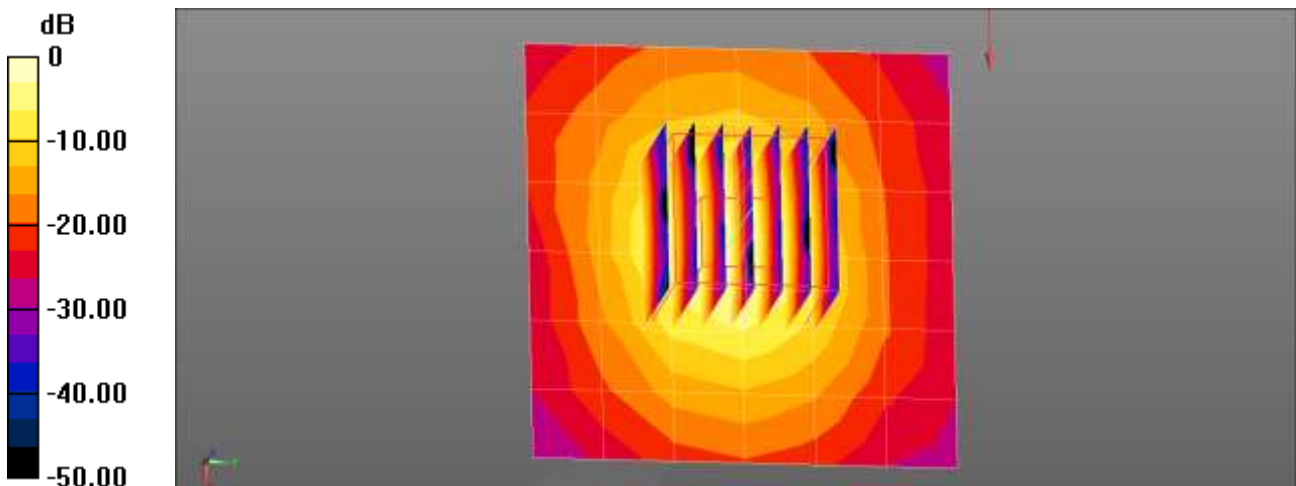
Communication System: UID 0, CW (0); Frequency: 5600 MHz; Duty Cycle: 1:1
Medium parameters used: $f = 5600$ MHz; $\sigma = 4.962$ S/m; $\epsilon_r = 36.28$; $\rho = 1000$ kg/m³
Phantom section: Flat Section

DASY5 Configuration:

- Probe: EX3DV4 - SN7370; ConvF(4.56, 4.56, 4.56) @ 5600 MHz; Calibrated: 2022-08-19
- Sensor-Surface: 1.4mm (Mechanical Surface Detection)
- Electronics: DAE4 Sn1750; Calibrated: 2022-10-10
- Phantom: SAM with CRP v5.0 Front
- Measurement SW: DASY52, Version 52.10 (3)

5600MHz Head Verification/Area Scan (7x7x1): Measurement grid: dx=10mm, dy=10mm
Maximum value of SAR (measured) = 10.5 W/kg

5600MHz Head Verification/Zoom Scan (7x7x7)/Cube 0: Measurement grid: dx=4mm, dy=4mm, dz=1.4mm
Reference Value = 50.85 V/m; Power Drift = 0.03 dB
Peak SAR (extrapolated) = 20.3 W/kg
SAR(1 g) = 4.21 W/kg; SAR(10 g) = 1.17 W/kg
Maximum value of SAR (measured) = 11.3 W/kg



0 dB = 11.3 W/kg = 10.53 dBW/kg

■ **Verification Data (5 750 MHz Head)**

Test Laboratory: HCT CO., LTD
Input Power: 0.05 W
Liquid Temp: 20.6 °C
Test Date: 12/09/2022

Communication System: UID 0, CW (0); Frequency: 5750 MHz; Duty Cycle: 1:1
Medium parameters used: $f = 5750$ MHz; $\sigma = 5.263$ S/m; $\epsilon_r = 36.126$; $\rho = 1000$ kg/m³
Phantom section: Flat Section

DASY5 Configuration:

- Probe: EX3DV4 - SN7370; ConvF(4.73, 4.73, 4.73) @ 5750 MHz; Calibrated: 2022-08-19
- Sensor-Surface: 1.4mm (Mechanical Surface Detection)
- Electronics: DAE4 Sn1750; Calibrated: 2022-10-10
- Phantom: SAM with CRP v5.0 Front
- Measurement SW: DASY52, Version 52.10 (3)

5750MHz Head Verification/Area Scan (7x7x1): Measurement grid: dx=10mm, dy=10mm
Maximum value of SAR (measured) = 10.8 W/kg

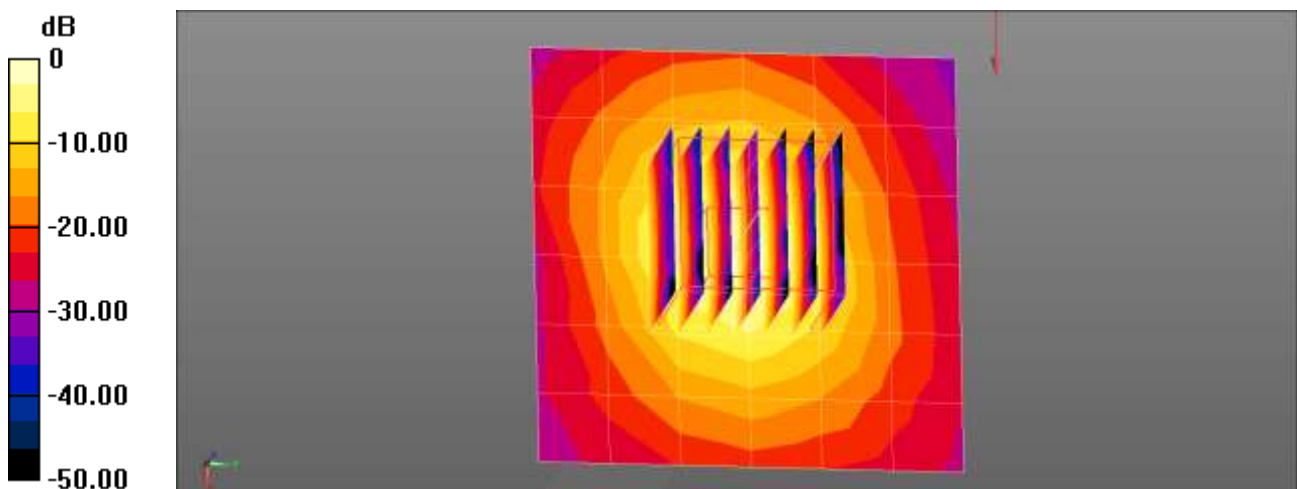
5750MHz Head Verification/Zoom Scan (7x7x7)/Cube 0: Measurement grid: dx=4mm, dy=4mm, dz=1.4mm

Reference Value = 50.34 V/m; Power Drift = 0.03 dB

Peak SAR (extrapolated) = 20.6 W/kg

SAR(1 g) = 4.12 W/kg; SAR(10 g) = 1.11 W/kg

Maximum value of SAR (measured) = 11.3 W/kg



0 dB = 11.3 W/kg = 10.53 dBW/kg

- Extremity

■ Verification Data (13 MHz Head)

Test Laboratory: HCT CO., LTD
Input Power 0.05 W
Liquid Temp: 22.1 °C
Test Date: 01/09/2023

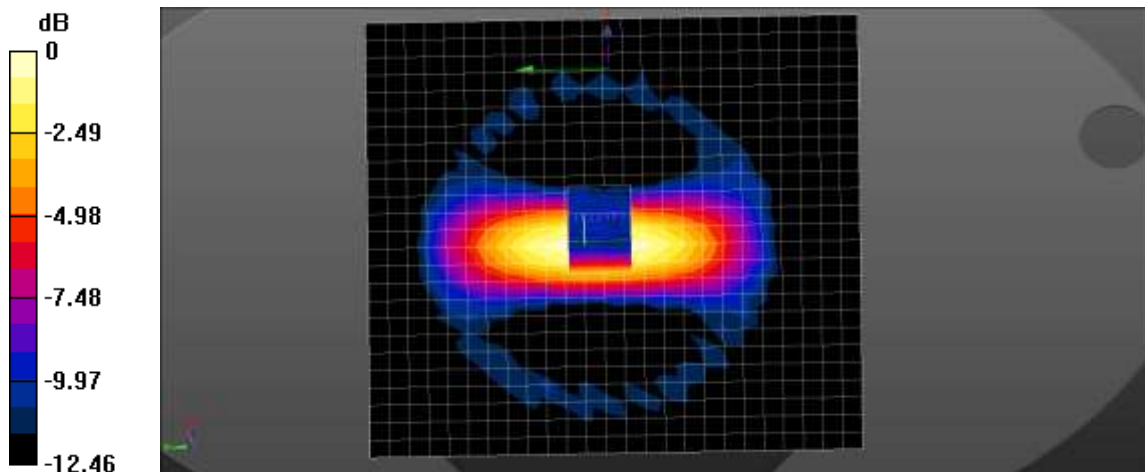
Communication System: UID 0, CW (0); Frequency: 13 MHz;Duty Cycle: 1:1
Medium parameters used: $f = 13 \text{ MHz}$; $\sigma = 0.724 \text{ S/m}$; $\epsilon_r = 54.262$; $\rho = 1000 \text{ kg/m}^3$
Phantom section: Flat Section

DASY5 Configuration:

- Probe: ES3DV3 - SN3076; ConvF(5.75, 5.75, 5.75) @ 13 MHz; Calibrated: 2022-07-20
- Sensor-Surface: 3mm (Mechanical Surface Detection)
- Electronics: DAE4 Sn1254; Calibrated: 2022-06-15
- Phantom: ELI V4.0 Left (20deg probe tilt); Type: QD OVA 001 Bx; Serial: xxxx
- Measurement SW: DASY52, Version 52.10 (4); SEMCAD X Version 14.6.14 (7483)

13MHz Head Verification/Area Scan (26x26x1): Measurement grid: $dx=10\text{mm}$, $dy=10\text{mm}$
Maximum value of SAR (measured) = 0.0339 W/kg

13MHz Head Verification/Zoom Scan (9x9x8)/Cube 0: Measurement grid: $dx=4\text{mm}$, $dy=4\text{mm}$, $dz=1.4\text{mm}$
Reference Value = 6.483 V/m; Power Drift = 0.16 dB
Peak SAR (extrapolated) = 0.0590 W/kg
SAR(1 g) = 0.029 W/kg; SAR(10 g) = 0.018 W/kg
Maximum value of SAR (measured) = 0.0342 W/kg



0 dB = 0.0342 W/kg = -14.66 dBW/kg

■ **Verification Data (1 800 MHz Head)**

Test Laboratory: HCT CO., LTD
Input Power: 0.05 W
Liquid Temp: 21.0 °C
Test Date: 12/13/2022

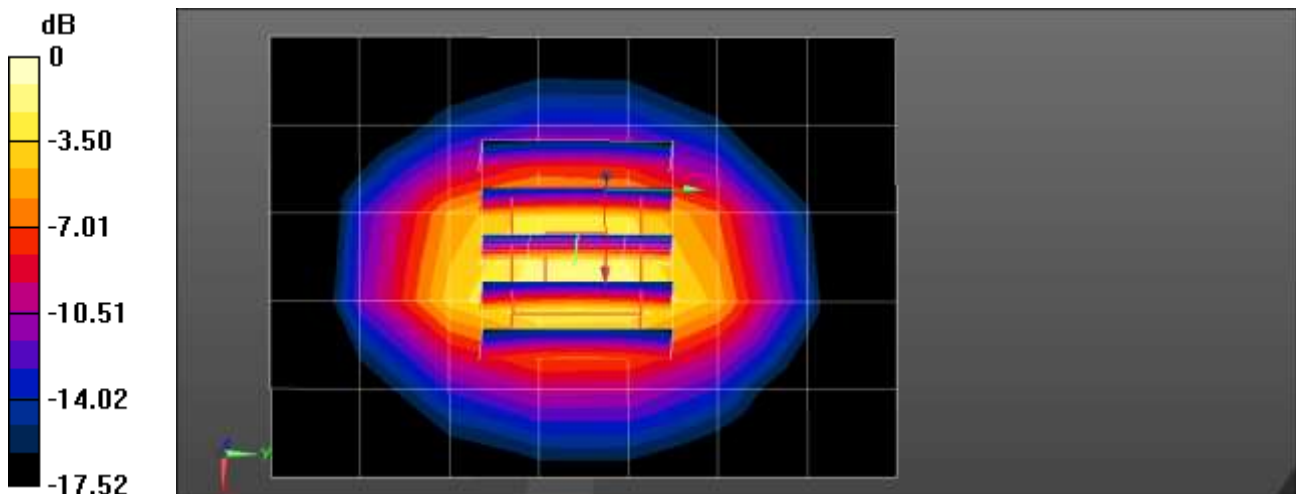
Communication System: UID 0, CW (0); Frequency: 1800 MHz; Duty Cycle: 1:1
Medium parameters used: $f = 1800$ MHz; $\sigma = 1.4$ S/m; $\epsilon_r = 39.375$; $\rho = 1000$ kg/m³
Phantom section: Flat Section

DASY5 Configuration:

- Probe: EX3DV4 - SN7655; ConvF(8.73, 8.73, 8.73) @ 1800 MHz; Calibrated: 2022-06-20
- Sensor-Surface: 1.4mm (Mechanical Surface Detection)
- Electronics: DAE4 Sn446; Calibrated: 2022-11-16
- Phantom: Twin-SAM V4.0 (20deg probe tilt)_Left-Right; Type: QD 000 P40 CC;
- Measurement SW: DASY52, Version 52.10 (4); SEMCAD X Version 14.6.14 (7483)

1800MHz Head Verification/Area Scan (6x8x1): Measurement grid: dx=15mm, dy=15mm
Maximum value of SAR (measured) = 2.13 W/kg

1800MHz Head Verification/Zoom Scan (5x5x7)/Cube 0: Measurement grid: dx=8mm, dy=8mm, dz=5mm
Reference Value = 46.18 V/m; Power Drift = -0.09 dB
Peak SAR (extrapolated) = 3.39 W/kg
SAR(1 g) = 1.83 W/kg; SAR(10 g) = 0.960 W/kg
Maximum value of SAR (measured) = 2.85 W/kg



0 dB = 2.85 W/kg = 4.55 dBW/kg

■ **Verification Data (5 250 MHz Head)**

Test Laboratory: HCT CO., LTD
Input Power: 0.05 W
Liquid Temp: 23.2 °C
Test Date: 12/07/2022

Communication System: UID 0, CW (0); Frequency: 5250 MHz; Duty Cycle: 1:1
Medium parameters used: $f = 5250$ MHz; $\sigma = 4.69$ S/m; $\epsilon_r = 36.847$; $\rho = 1000$ kg/m³
Phantom section: Flat Section

DASY5 Configuration:

- Probe: EX3DV4 - SN7370; ConvF(5.19, 5.19, 5.19) @ 5250 MHz; Calibrated: 2022-08-19
- Sensor-Surface: 1.4mm (Mechanical Surface Detection)
- Electronics: DAE4 Sn1750; Calibrated: 2022-10-10
- Phantom: SAM with CRP v5.0 Front
- Measurement SW: DASY52, Version 52.10 (3)

5250MHz Head Verification/Area Scan (7x7x1): Measurement grid: dx=10mm, dy=10mm
Maximum value of SAR (measured) = 9.70 W/kg

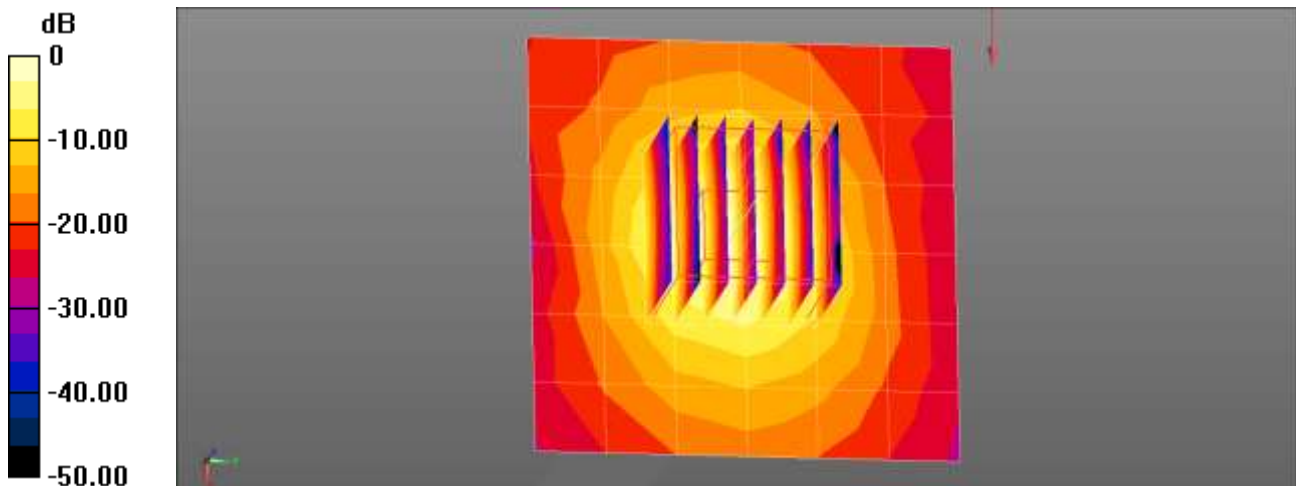
5250MHz Head Verification/Zoom Scan (7x7x7)/Cube 0: Measurement grid: dx=4mm, dy=4mm, dz=1.4mm

Reference Value = 49.86 V/m; Power Drift = 0.08 dB

Peak SAR (extrapolated) = 16.9 W/kg

SAR(1 g) = 3.96 W/kg; SAR(10 g) = 1.12 W/kg

Maximum value of SAR (measured) = 10.2 W/kg



0 dB = 10.2 W/kg = 10.09 dBW/kg

■ **Verification Data (5 600 MHz Head)**

Test Laboratory: HCT CO., LTD
Input Power: 0.05 W
Liquid Temp: 22.0 °C
Test Date: 12/08/2022

Communication System: UID 0, CW (0); Frequency: 5600 MHz; Duty Cycle: 1:1
Medium parameters used: $f = 5600$ MHz; $\sigma = 4.962$ S/m; $\epsilon_r = 36.28$; $\rho = 1000$ kg/m³
Phantom section: Flat Section

DASY5 Configuration:

- Probe: EX3DV4 - SN7370; ConvF(4.56, 4.56, 4.56) @ 5600 MHz; Calibrated: 2022-08-19
- Sensor-Surface: 1.4mm (Mechanical Surface Detection)
- Electronics: DAE4 Sn1750; Calibrated: 2022-10-10
- Phantom: SAM with CRP v5.0 Front
- Measurement SW: DASY52, Version 52.10 (3)

5600MHz Head Verification/Area Scan (7x7x1): Measurement grid: dx=10mm, dy=10mm
Maximum value of SAR (measured) = 10.5 W/kg

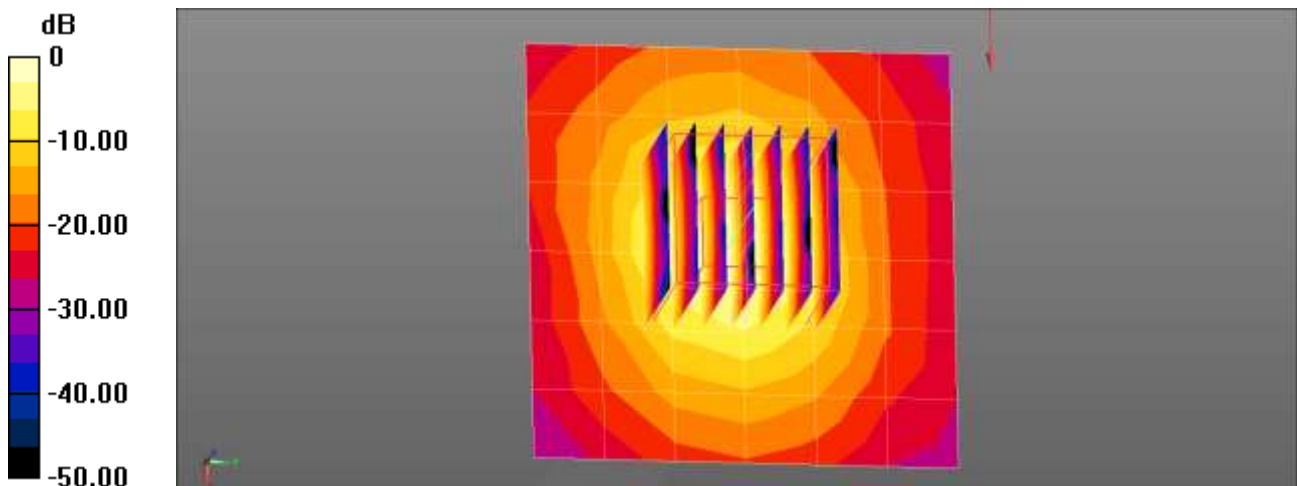
5600MHz Head Verification/Zoom Scan (7x7x7)/Cube 0: Measurement grid: dx=4mm, dy=4mm, dz=1.4mm

Reference Value = 50.85 V/m; Power Drift = 0.03 dB

Peak SAR (extrapolated) = 20.3 W/kg

SAR(1 g) = 4.21 W/kg; SAR(10 g) = 1.17 W/kg

Maximum value of SAR (measured) = 11.3 W/kg



0 dB = 11.3 W/kg = 10.53 dBW/kg

Appendix D. – SAR Tissue Characterization

The brain and muscle mixtures consist of a viscous gel using hydrox-ethyl cellulose (HEC) gelling agent and saline solution (see Table 3.1). Preservation with a bactericide is added and visual inspection is made to make sure air bubbles are not trapped during the mixing process. The mixture is calibrated to obtain proper dielectric constant (permittivity) and conductivity of the desired tissue. The mixture characterizations used for the brain and muscle tissue simulating liquids are according to the data by C. Gabriel and G. Harts grove.

Ingredients (% by weight)	Frequency (MHz)											
	750		835		1 750		1 900		2 450 – 2 700		3500 - 5 800	
Tissue Type	Head	Body	Head	Body	Head	Body	Head	Body	Head	Body	Head	Body
Water	41.1	51.7	40.45	53.06	52.6	68.8	54.9	70.17	71.88	73.2	65.52	78.66
Salt (NaCl)	1.4	0.9	1.45	0.94	0.4	0.2	0.18	0.39	0.16	0.1	0.0	0.0
Sugar	57.0	47.2	57.0	44.9	0.0	0.0	0.0	0	0.0	0.0	0.0	0.0
HEC	0.2	0	1.0	1.0	0.0	0.0	0.0	0	0.0	0.0	0.0	0.0
Bactericide	0.2	0.1	0.1	0.1	0.0	0.0	0.0	0	0.0	0.0	0.0	0.0
Triton X-100	0.0	0.0	0.0	0.0	0.0	0.0	0.0	0.0	19.97	0.0	17.24	10.67
DGBE	0.0	0.0	0.0	0.0	47	31	44.92	29.44	7.99	26.7	0.0	0.0
Diethylene glycol hexyl ether	-	-	-	-	-	-	-	-	-	-	-	-

Salt:	99 % Pure Sodium Chloride	Sugar:	98 % Pure Sucrose
Water:	De-ionized, 16M resistivity	HEC:	Hydroxyethyl Cellulose
DGBE:	99 % Di(ethylene glycol) butyl ether,[2-(2-butoxyethoxy) ethanol]		
Triton X-100(ultra-pure):	Polyethylene glycol mono[4-(1,1,3,3-tetramethylbutyl)phenyl] ether		

Composition of the Tissue Equivalent Matter

Appendix E. – SAR System Validation

Per FCC KCB 865664 D02v01r02, SAR system validation status should be document to confirm measurement accuracy. The SAR systems (including SAR probes, system components and software versions) used for this device were validated against its performance specifications prior to the SAR measurements. Reference dipoles were used with the required tissue- equivalent media for system validation, according to the procedures outlined in IEEE 1528-2013 and FCC KDB 865664 D01v01r04. Since SAR probe calibrations are frequency dependent, each probe calibration point was validated at a frequency within the valid frequency range of the probe calibration point, using the system that normally operates with the probe for routine SAR measurements and according to the required tissue-equivalent media.

A tabulated summary of the system validation status including the validation date(s), measurement frequencies, SAR probes and tissue dielectric parameters has been included.

SAR System No.	Probe	Probe Type	Probe Calibration Point		Dipole	Date	Dielectric Parameters		CW Validation			Modulation Validation		
							Measured Permittivity	Measured Conductivity	Sensitivity	Probe Linearity	Probe Isotropy	MOD. Type	Duty Factor	PAR
20	7751	EX3DV4	Head	750	1014	2022-09-10	41.8	0.89	PASS	PASS	PASS	N/A	N/A	N/A
14	7655	EX3DV4	Head	835	441	2022-08-17	41.5	0.89	PASS	PASS	PASS	GMSK	PASS	N/A
14	7655	EX3DV4	Head	835	441	2022-08-17	41.5	0.89	PASS	PASS	PASS	N/A	N/A	N/A
20	7751	EX3DV4	Head	835	441	2022-09-10	41.8	0.89	PASS	PASS	PASS	N/A	N/A	N/A
14	7655	EX3DV4	Head	835	441	2022-08-17	41.5	0.89	PASS	PASS	PASS	GMSK	PASS	N/A
14	7655	EX3DV4	Head	1750	2d007	2022-08-17	40.1	1.41	PASS	PASS	PASS	N/A	N/A	N/A
14	7655	EX3DV4	Head	1750	2d007	2022-08-17	40.1	1.41	PASS	PASS	PASS	N/A	N/A	N/A
14	7655	EX3DV4	Head	1750	2d007	2022-08-17	40.1	1.41	PASS	PASS	PASS	GMSK	PASS	N/A
14	7655	EX3DV4	Head	1900	5d032	2022-06-04	40.1	1.42	PASS	PASS	PASS	GMSK	PASS	N/A
14	7655	EX3DV4	Head	1900	5d032	2022-06-04	40.1	1.42	PASS	PASS	PASS	N/A	N/A	N/A
14	7655	EX3DV4	Head	1900	5d032	2022-06-04	40.1	1.42	PASS	PASS	PASS	N/A	N/A	N/A
14	7655	EX3DV4	Head	1900	5d032	2022-06-04	40.1	1.42	PASS	PASS	PASS	GMSK	PASS	N/A
14	7655	EX3DV4	Head	2450	743	2022-06-30	39.2	1.83	PASS	PASS	PASS	OFDM	N/A	PASS
12	7680	EX3DV4	Head	2450	743	2022-09-22	39.2	1.83	PASS	PASS	PASS	OFDM	N/A	PASS
14	7655	EX3DV4	Head	2450	743	2022-06-30	39.2	1.83	PASS	PASS	PASS	OFDM	N/A	PASS
14	7655	EX3DV4	Head	2600	1015	2022-08-14	39.1	1.94	PASS	PASS	PASS	TDD	PASS	NA
6	7370	EX3DV4	Head	5250	1107	2022-09-10	35.7	4.70	PASS	PASS	PASS	OFDM	N/A	PASS
6	7370	EX3DV4	Head	5600	1107	2022-09-10	35.3	5.05	PASS	PASS	PASS	OFDM	N/A	PASS
6	7370	EX3DV4	Head	5750	1107	2022-09-10	35.6	5.24	PASS	PASS	PASS	OFDM	N/A	PASS

SAR System Validation Summary 1g

SAR System No.	Probe	Probe Type	Probe Calibration Point		Dipole	Date	Dielectric Parameters		CW Validation			Modulation Validation		
							Measured Permittivity	Measured Conductivity	Sensitivity	Probe Linearity	Probe Isotropy	MOD. Type	Duty Factor	PAR
14	7655	EX3DV4	Head	1750	2d007	2022-08-17	40.1	1.41	PASS	PASS	PASS	N/A	N/A	N/A
6	7370	EX3DV4	Head	5250	1107	2022-09-10	35.7	4.70	PASS	PASS	PASS	OFDM	N/A	PASS
6	7370	EX3DV4	Head	5600	1107	2022-09-10	35.3	5.05	PASS	PASS	PASS	OFDM	N/A	PASS
6	7370	EX3DV4	Head	5750	1107	2022-09-10	35.6	5.24	PASS	PASS	PASS	OFDM	N/A	PASS

SAR System Validation Summary – Extremity SAR Considerations

Note;

All measurement was performed using probes calibrated for CW signal only. Modulations in the table above represent test configurations for which the measurement system has been validated per FCC KDB Publication 865664 D01v01r04. SAR system were validated for modulated signals with a periodic duty cycle, such as GMSK, or with a high peak to average ratio (>5 dB), such as OFDM according to KDB 865664 D01v01r04.