

Test setup photos

-Part 15.247, 15.407-


- Below 30 MHz (9 kHz ~ 30 MHz)



- Below 1 GHz (30 MHz ~ 1 GHz)



- Above 1 GHz (1 GHz ~ 18 GHz)



- Above 18 GHz



-Part 15.225 -


- Below 30 MHz (9 kHz ~ 30 MHz)



- Below 1 GHz (30 MHz ~ 1 GHz)



- Conducted emission



-Part 22, 24, 27, 90-

- X-axis
- Below 1 GHz




- Above 1 GHz




- Above 18 GHz




-Y-axis
- Below 1 GHz



- Above 1 GHz




- Above 18 GHz



- Z-axis
- Below 1 GHz



- Above 1 GHz



- Above 18 GHz

