



HCT Co., Ltd.

74, Seoicheon-ro 578beon-gil, Majang-myeon, Icheon-si, Gyeonggi-do, 17383 KOREA
Tel. +82 31 634 6300 Fax. +82 31 645 6401

Appendix E: Test Setup Photo

FCC ID: A3LSMM356B

File No.
HCT-SR-2403-FC004-P

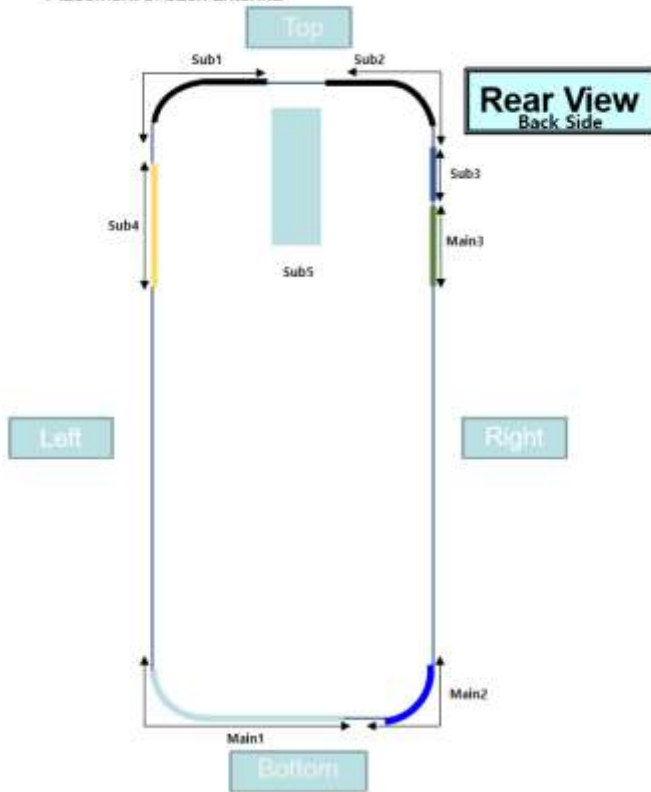
REVISION HISTORY

The revision history for this document is shown in table.

Revision No.	Date of Issue	Description
0	Mar. 22, 2024	Initial Release

- DUT Antenna Information

* Placement of each antenna



Ant	Support Band List
Main1 (ANT A)	LS 1. TX1/PRX1 NR N5 LTE B5, 12, 17, 26 WCDMA W5 / GSM850
Main2 (ANT B)	MR/HR 1. TX1/PRX1 NR N41, 66 LTE B2, 4, 41, 66 WCDMA W2, 4 / GGM1900 2. N41 SR50
Main3 (ANT C)	NR/FR 1. TX2/PRX1 (TRX for ENDC) NR N66 LTE B66 2. FR PRX2 NR N41 LTE B41 3. N41 SR52
SUB1 (ANT D)	NR/FR 1. DRX1 NR N5, 41, 66 LTE B2, 4, 5, 12, 17, 26, 41, 66 WCDMA W2, 4, 5 / GSM850,1900 2. N41 SR51
SUB2 (ANT E)	WIFI 1st, GPS 1. WIF1 2G/5G 2. GPS L1
SUB3 (ANT F)	NR77 TX/PRX1 1. NR77 SR50
SUB4 (ANT G)	FR 1. FR DRX2 NR N41 LTE B41 3. N41 SR53
SUB5 (ANT H)	WIFI 2nd 2G/5G

- SAR Test Setup Photo.

1. Head


1.1 Left All





1.2 Left Touch / Left Tilt



1.3 Right All




1.4 Right Touch / Right Tilt



2. Body

2.1 Body All (SAM Phantom)



2.2 Body Rear



Distance of 0 mm from the EUT



Distance of 10 mm from the EUT

2.3 Body Front




Distance of 0 mm from the EUT




Distance of 10 mm from the EUT

2.4 Body Left



Distance of 0 mm from the EUT



Distance of 10 mm from the EUT

2.5 Body Right




Distance of 0 mm from the EUT



Distance of 10 mm from the EUT

2.6 Body Top



Distance of 0 mm from the EUT



Distance of 10 mm from the EUT


2.7 Body Bottom



Distance of 10 mm from the EUT

3. NFC(Phablet SAR)

3.1 NFC All (ELI Phantom)



3.2 NFC Rear



Distance of 0 mm from the EUT

3.3 NFC Front



Distance of 0 mm from the EUT

3.4 NFC Left



Distance of 0 mm from the EUT

3.3 NFC Top



Distance of 0 mm from the EUT