

APPENDIX C: SAR TISSUE SPECIFICATIONS

Measurement Procedure for Tissue verification:

- 1) The network analyzer and probe system was configured and calibrated.
- 2) The probe was immersed in the tissue. The tissue was placed in a nonmetallic container. Trapped air bubbles beneath the flange were minimized by placing the probe at a slight angle.
- 3) The complex admittance with respect to the probe aperture was measured
- 4) The complex relative permittivity ϵ' can be calculated from the below equation (Pournaropoulos and Misra):

$$Y = \frac{j2\omega\epsilon_r\epsilon_0}{[\ln(b/a)]^2} \int_a^b \int_a^b \int_0^\pi \cos\phi' \frac{\exp[-j\omega r(\mu_0\epsilon_r\epsilon_0)^{1/2}]}{r} d\phi' d\rho' d\rho$$

where Y is the admittance of the probe in contact with the sample, the primed and unprimed coordinates refer to source and observation points, respectively, $r^2 = \rho^2 + \rho'^2 - 2\rho\rho' \cos\phi'$, ω is the angular frequency, and $j = \sqrt{-1}$.

3 Composition / Information on ingredients

3.2 Mixtures

Description: Aqueous solution with surfactants and inhibitors

Declarable, or hazardous components:

CAS: 107-21-1 EINECS: 203-473-3 Reg.nr.: 01-2119456816-28-0000	Ethenediol STOT RE 2, H373; Acute Tox. 4, H302	>1.0-4.9%
CAS: 68608-26-4 EINECS: 271-781-5 Reg.nr.: 01-2119527859-22-0000	Sodium petroleum sulfonate Eye Irrit. 2, H319	< 2.9%
CAS: 107-41-5 EINECS: 203-489-0 Reg.nr.: 01-2119539582-35-0000	Hexylene Glycol / 2-Methyl-pentane-2,4-diol Skin Irrit. 2, H315; Eye Irrit. 2, H319	< 2.9%
CAS: 68920-66-1 NLP: 500-236-9 Reg.nr.: 01-2119489407-26-0000	Alkoxyated alcohol, > C₁₆ Aquatic Chronic 2, H411; Skin Irrit. 2, H315; Eye Irrit. 2, H319	< 2.0%

Additional information:



For the wording of the listed risk phrases refer to section 16.

Not mentioned CAS-, EINECS- or registration numbers are to be regarded as Proprietary/Confidential.

The specific chemical identity and/or exact percentage concentration of proprietary components is withheld as a trade secret.

Figure C-1

Note: Liquid recipes are proprietary SPEAG. Since the composition is approximate to the actual liquids utilized, the manufacturer tissue-equivalent liquid data sheets are provided below.

FCC ID A3LSMM336B	 PCTEST <small>Proud to be part of element</small>	SAR EVALUATION REPORT		Approved by: Quality Manager
Test Dates: 01/03/22 - 01/28/22	DUT Type: Portable Handset	APPENDIX C: Page 1 of 3		

Measurement Certificate / Material Test

Item Name	Body Tissue Simulating Liquid (MBBL600-6000V6)
Product No.	SL AAM U16 BC (Batch: 200803-1)
Manufacturer	SPEAG

Measurement Method

TSL dielectric parameters measured using calibrated DAK probe.

Target Parameters

Target parameters as defined in the KDB 865664 compliance standard.

Test Condition

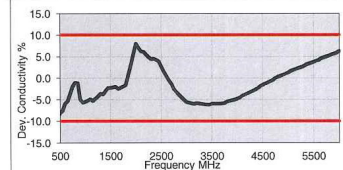
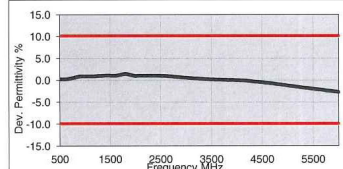
Ambient Condition 22°C ; 30% humidity
 TSL Temperature 22°C
 Test Date 6-Aug-20
 Operator CL

Additional Information

TSL Density
 TSL Heat-capacity

Results

f [MHz]	Measured			Target		Diff. to Target [%]	
	e'	e''	sigma	eps	sigma	Δ-eps	Δ-sigma
600	56.3	26.8	0.89	56.1	0.95	0.3	-6.3
750	55.8	22.6	0.94	55.5	0.96	0.5	-2.1
800	55.7	21.6	0.96	55.3	0.97	0.7	-1.0
825	55.7	21.1	0.97	55.2	0.98	0.8	-1.0
835	55.7	20.9	0.98	55.1	0.99	1.0	-0.5
850	55.6	20.7	0.98	55.2	0.99	0.8	-1.0
900	55.5	19.9	1.00	55.0	1.05	0.9	-4.8
1400	54.7	15.9	1.24	54.1	1.28	1.1	-3.1
1450	54.6	15.8	1.27	54.0	1.30	1.1	-2.3
1600	54.4	15.3	1.36	53.8	1.39	1.1	-2.2
1625	54.4	15.3	1.38	53.8	1.41	1.2	-2.1
1640	54.4	15.2	1.39	53.7	1.42	1.3	-2.1
1650	54.3	15.2	1.39	53.7	1.43	1.1	-2.8
1700	54.2	15.1	1.43	53.6	1.46	1.2	-2.1
1750	54.2	15.0	1.46	53.4	1.49	1.4	-2.0
1800	54.1	14.9	1.50	53.3	1.52	1.5	-1.3
1810	54.1	14.9	1.51	53.3	1.52	1.5	-0.7
1825	54.1	14.9	1.52	53.3	1.52	1.5	0.0
1850	54.0	14.9	1.53	53.3	1.52	1.3	0.7
1900	54.0	14.8	1.57	53.3	1.52	1.3	3.3
1950	53.9	14.8	1.60	53.3	1.52	1.1	5.3
2000	53.8	14.8	1.64	53.3	1.52	0.9	7.9
2050	53.8	14.7	1.68	53.2	1.57	1.1	7.0
2100	53.7	14.7	1.72	53.2	1.62	1.0	6.2
2150	53.7	14.7	1.76	53.1	1.66	1.1	6.0
2200	53.6	14.7	1.80	53.0	1.71	1.1	5.3
2250	53.5	14.8	1.85	53.0	1.76	1.0	5.1
2300	53.5	14.8	1.89	52.9	1.81	1.1	4.4
2350	53.4	14.8	1.94	52.8	1.85	1.1	4.9
2400	53.3	14.8	1.98	52.8	1.90	1.0	4.2
2450	53.3	14.9	2.03	52.7	1.95	1.1	4.1
2500	53.2	14.9	2.07	52.6	2.02	1.1	2.5
2550	53.1	15.0	2.12	52.6	2.09	1.0	1.4
2600	53.0	15.0	2.17	52.5	2.16	0.9	0.5



3500	51.4	16.0	3.11	51.3	3.31	0.2	-6.0
3700	51.1	16.2	3.34	51.1	3.55	0.1	-5.9
5200	48.3	18.7	5.42	49.0	5.30	-1.5	2.3
5250	48.2	18.8	5.50	49.0	5.36	-1.6	2.5
5300	48.1	18.9	5.57	48.9	5.42	-1.7	2.8
5500	47.7	19.2	5.86	48.6	5.65	-2.0	3.8
5600	47.5	19.3	6.01	48.5	5.77	-2.1	4.2
5700	47.3	19.4	6.16	48.3	5.88	-2.3	4.8
5800	47.0	19.6	6.32	48.2	6.00	-2.4	5.3
6000	46.6	19.8	6.62	47.9	6.23	-2.7	6.3
6500							
7000							
7500							
8000							
8500							
9000							
9500							
10000							

Figure C-2
600 – 5800 MHz Body Tissue Equivalent Matter

FCC ID A3LSMM336B		SAR EVALUATION REPORT		Approved by: Quality Manager
Test Dates: 01/03/22 - 01/28/22	DUT Type: Portable Handset			APPENDIX C: Page 2 of 3

Measurement Certificate / Material Test

Item Name	Head Tissue Simulating Liquid (HBBL600-10000V6)
Product No.	SL AAH U16 BC (Batch: 200805-4)
Manufacturer	SPEAG

Measurement Method

TSL dielectric parameters measured using calibrated DAK probe.

Target Parameters

Target parameters as defined in the IEEE 1528 and IEC 62209 compliance standards.

Test Condition

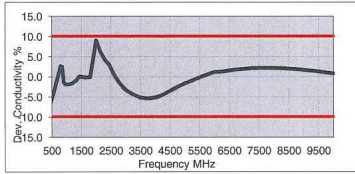
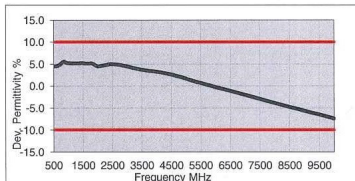
Ambient Condition 22°C ; 30% humidity
 TSL Temperature 22°C
 Test Date 6-Aug-20
 Operator CL

Additional Information

TSL Density
 TSL Heat-capacity



Results

f [MHz]	Measured			Target		Diff.to Target [%]	
	e'	e''	sigma	eps	sigma	Δ-eps	Δ-sigma
600	44.7	25.7	0.86	42.7	0.88	4.6	-2.5
750	44.1	21.7	0.90	41.9	0.89	5.1	0.7
800	44.0	20.7	0.92	41.7	0.90	5.6	2.5
825	43.9	20.3	0.93	41.6	0.91	5.6	2.6
835	43.9	20.1	0.94	41.5	0.91	5.7	3.1
850	43.8	19.9	0.94	41.5	0.92	5.5	2.6
900	43.7	19.1	0.96	41.5	0.97	5.3	-1.0
1400	42.7	15.1	1.18	40.6	1.18	5.2	0.0
1450	42.6	14.9	1.20	40.5	1.20	5.2	0.0
1600	42.4	14.4	1.28	40.3	1.28	5.2	-0.3
1625	42.4	14.4	1.30	40.3	1.30	5.3	0.1
1640	42.4	14.3	1.31	40.3	1.31	5.3	0.3
1650	42.3	14.3	1.31	40.2	1.31	5.1	-0.2
1700	42.2	14.2	1.34	40.2	1.34	5.1	-0.2
1750	42.2	14.1	1.37	40.1	1.37	5.3	-0.1
1800	42.1	14.0	1.40	40.0	1.40	5.3	0.0
1810	42.1	14.0	1.41	40.0	1.40	5.3	0.7
1825	42.1	13.9	1.42	40.0	1.40	5.3	1.4
1850	42.0	13.9	1.43	40.0	1.40	5.0	2.1
1900	41.9	13.8	1.46	40.0	1.40	4.7	4.3
1950	41.9	13.8	1.49	40.0	1.40	4.7	6.4
2000	41.8	13.7	1.53	40.0	1.40	4.5	9.3
2050	41.7	13.7	1.56	39.9	1.44	4.5	8.0
2100	41.7	13.7	1.60	39.8	1.49	4.7	7.5
2150	41.6	13.6	1.63	39.7	1.53	4.7	6.3
2200	41.5	13.6	1.67	39.6	1.58	4.7	5.8
2250	41.5	13.6	1.70	39.6	1.62	4.9	4.8
2300	41.4	13.6	1.74	39.5	1.67	4.9	4.4
2350	41.3	13.6	1.78	39.4	1.71	4.9	4.0
2400	41.2	13.6	1.82	39.3	1.76	4.9	3.7
2450	41.2	13.6	1.85	39.2	1.80	5.1	2.8
2500	41.1	13.6	1.89	39.1	1.85	5.0	1.9
2550	41.0	13.7	1.94	39.1	1.91	4.9	1.6
2600	40.9	13.7	1.98	39.0	1.96	4.8	0.8



3500	39.4	14.2	2.77	37.9	2.91	3.7	-5.1
3700	39.0	14.3	2.95	37.7	3.12	3.5	-5.3
5200	36.4	15.9	4.61	36.0	4.66	1.3	-1.0
5250	36.4	16.0	4.67	35.9	4.71	1.2	-0.9
5300	36.3	16.0	4.72	35.9	4.76	1.1	-0.7
5500	35.9	16.2	4.96	35.6	4.96	0.7	-0.1
5600	35.7	16.3	5.07	35.5	5.07	0.5	0.2
5700	35.5	16.4	5.19	35.4	5.17	0.3	0.4
5800	35.4	16.5	5.31	35.3	5.27	0.1	0.7
6000	35.0	16.6	5.54	35.1	5.48	-0.2	1.2
6500	34.1	17.1	6.17	34.5	6.07	-1.1	1.6
7000	33.2	17.4	6.78	33.9	6.65	-2.0	2.0
7500	32.3	17.7	7.40	33.3	7.24	-2.9	2.2
8000	31.5	18.0	8.01	32.7	7.84	-3.8	2.2
8500	30.6	18.2	8.63	32.1	8.45	-4.7	2.1
9000	29.8	18.4	9.24	31.5	9.08	-5.6	1.8
9500	29.0	18.6	9.84	31.0	9.71	-6.5	1.3
10000	28.1	18.8	10.44	30.4	10.36	-7.4	0.8

Figure C-3
600 – 5800 MHz Head Tissue Equivalent Matter

FCC ID A3LSMM336B		SAR EVALUATION REPORT		Approved by: Quality Manager
Test Dates: 01/03/22 - 01/28/22	DUT Type: Portable Handset			APPENDIX C: Page 3 of 3