



HCT Co., Ltd.

74, Seoicheon-ro 578beon-gil, Majang-myeon, Icheon-si, Gyeonggi-do, 17383 KOREA
Tel. +82 31 634 6300 Fax. +82 31 645 6401

<h1 style="margin: 0;">Appendix A:</h1> <h2 style="margin: 0;">Test Setup</h2> <h3 style="margin: 0;">Photo</h3>	<p>FCC ID A3LSMM325FV</p> <p>File No. HCT-RF-2105-FC060-P HCT-RF-2105-FC065-P HCT-RF-2105-FC061-P HCT-RF-2105-FC062-P HCT-RF-2105-FC063-P HCT-RF-2105-FC064-P</p>
--	--

REVISION HISTORY

The revision history for this document is shown in table.

Revision No.	Date of Issue	Description
0	May 27, 2021	Initial Release


1. Radiated Test Setup Photo

Radiated spurious emissions & Restricted Band Edge (Above 1 GHz)


















Radiated spurious emissions (Below 1GHz)


















NFC Radiated Test Setup Photo for below 30 MHz:














NFC Radiated Test Setup Photo for 30 MHz ~ 1 GHz :















2. Conducted Test Setup Photo



3. DFS Test Setup Photo



4. AC Power Line Conducted Test Setup Photo

