



HCT Co., Ltd.

74, Seoicheon-ro 578beon-gil, Majang-myeon, Icheon-si, Gyeonggi-do, 17383 KOREA
Tel. +82 31 634 6300 Fax. +82 31 645 6401

Appendix A: Test Setup Photo

FCC ID.
A3LSMM307FN

File No.
HCT-SR-1908-FC005-P HCT-SR-1908-FC005-P-R1

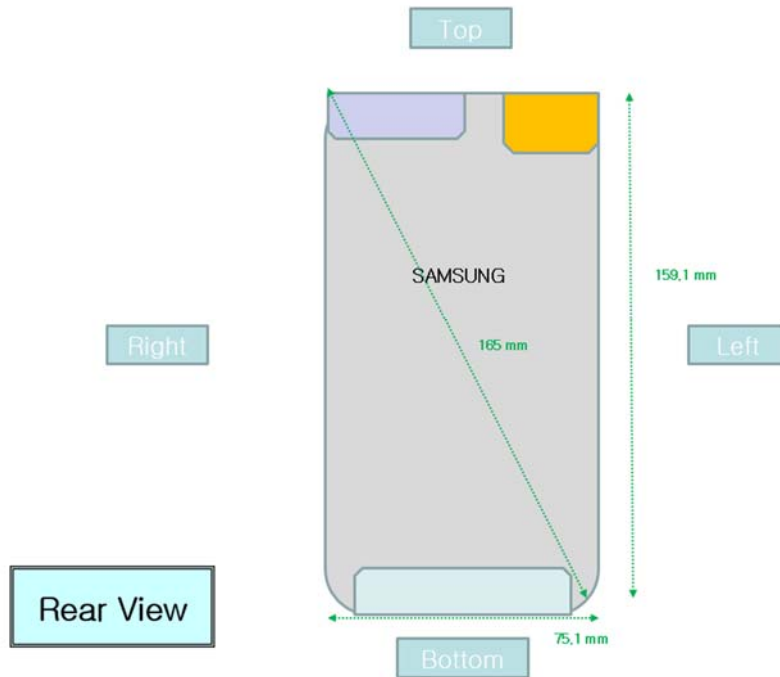
REVISION HISTORY

The revision history for this document is shown in table.

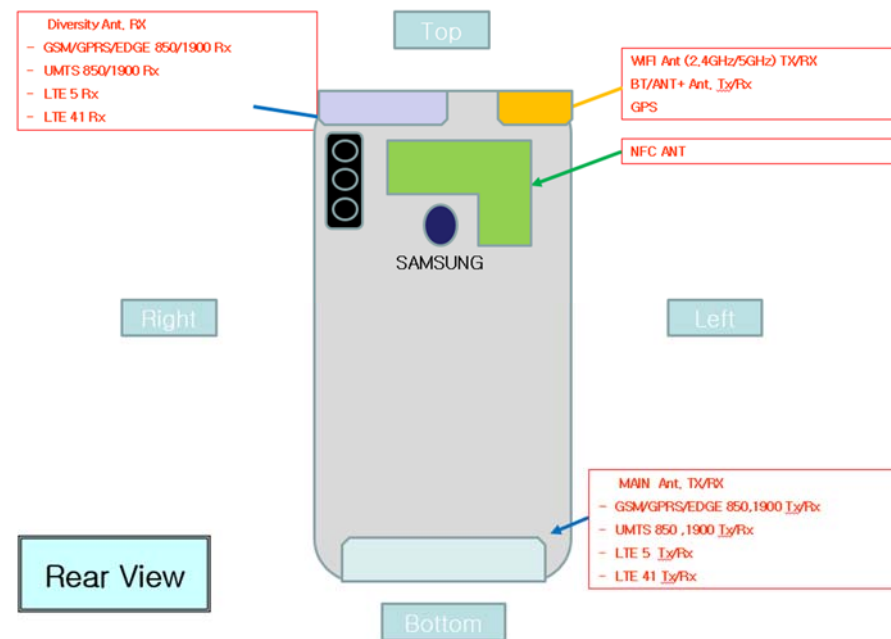
Revision No.	Date of Issue	Description
0	Aug. 14, 2019	Initial Release
1	Aug. 21, 2019	Revised DUT Antenna Information

- DUT Antenna Information

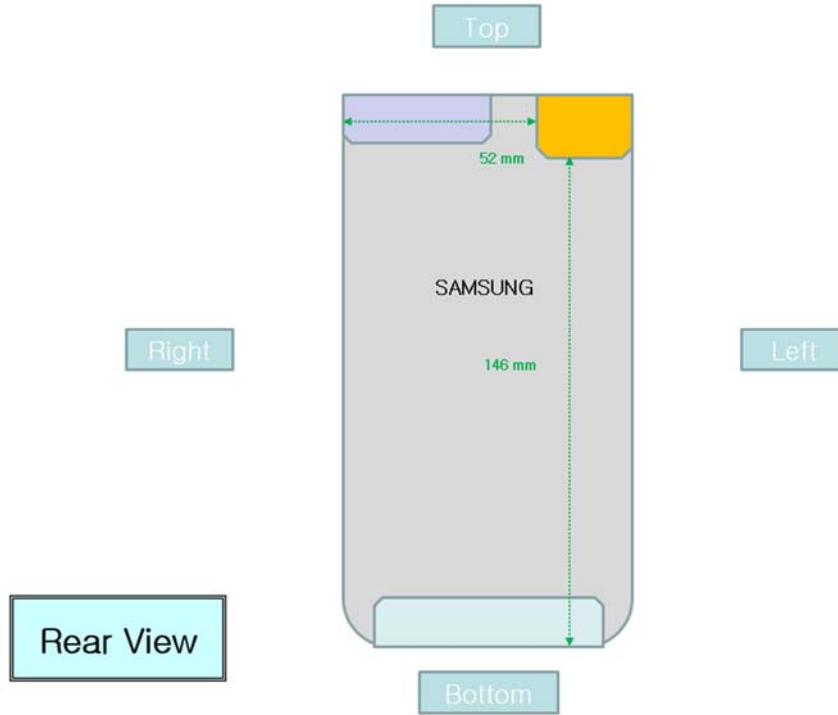
* Dimension



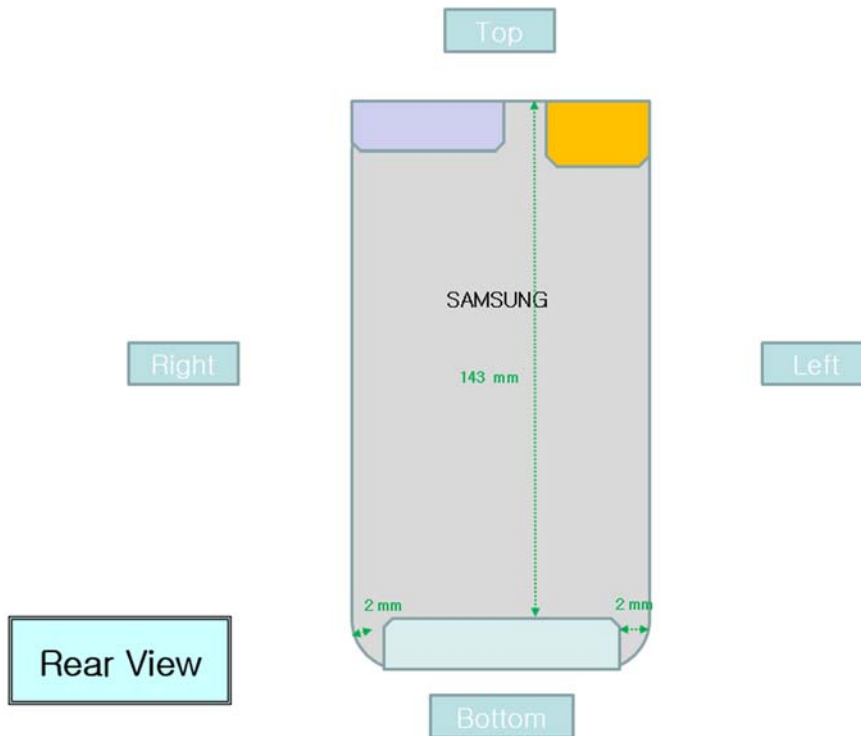
* Placement of each antenna



* Distance between WIFI/BT Ant and edge





* Distance between Main Ant. and edge



1. Head
1.1 Left All





1.2 Left Touch / Left Tilt



1.3 Right All



1.4 Right Touch / Right Tilt



2. Body


2.1 Body All



2.2 Body Rear




Distance of 10 mm from the EUT




Distance of 15 mm from the EUT

2.3 Body Front




Distance of 10 mm from the EUT

2.4 Body Left



Distance of 10 mm from the EUT

2.5 Body Right




Distance of 10 mm from the EUT

2.6 Body Top



Distance of 10 mm from the EUT


2.7 Body Bottom



Distance of 10 mm from the EUT

3. Phablet

3.1 Phablet SAR Test Setup Rear




Distance of 0 mm from the EUT

3.2 Phablet SAR Test Setup Front



Distance of 0 mm from the EUT

3.3 Phablet SAR Test Setup Left



Distance of 0 mm from the EUT

3.4 Phablet SAR Test Setup Top



Distance of 0 mm from the EUT