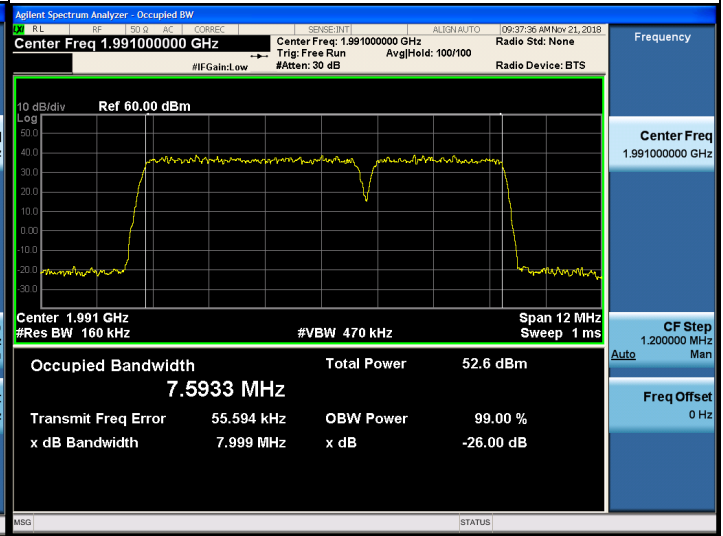
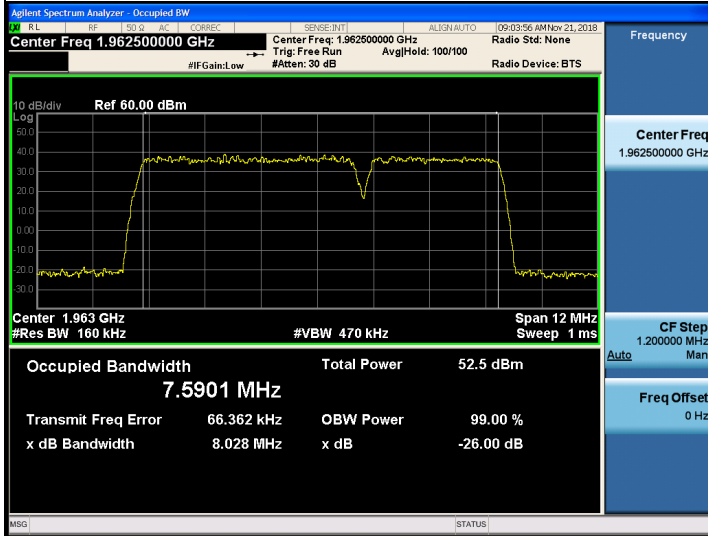
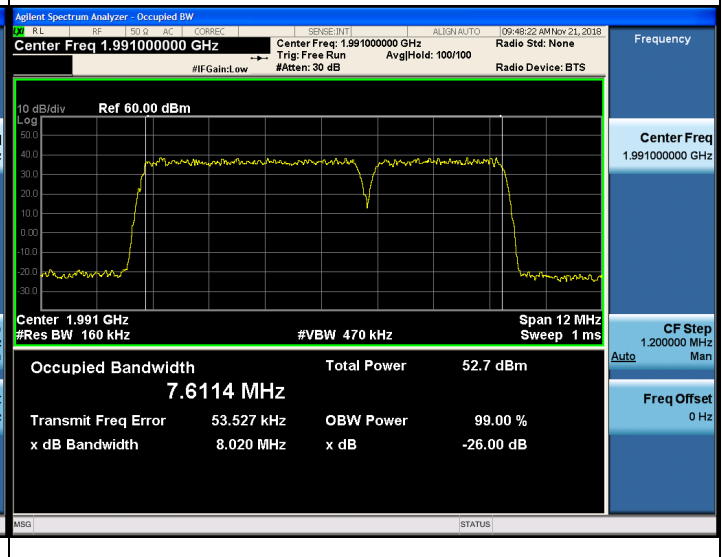
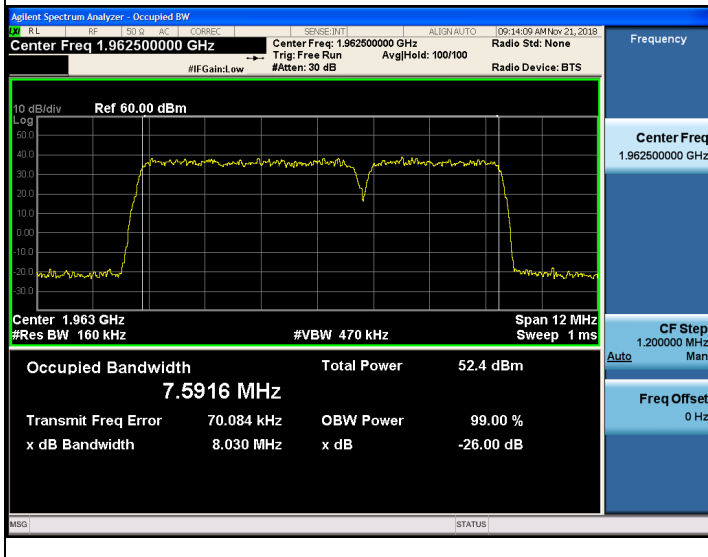


**Port 2**

<b>Modulation:</b>	<b>QPSK</b>	<b>Modulation:</b>	<b>16QAM</b>
<b>Channel:</b>	<b>Middle</b>	<b>Channel:</b>	<b>High</b>

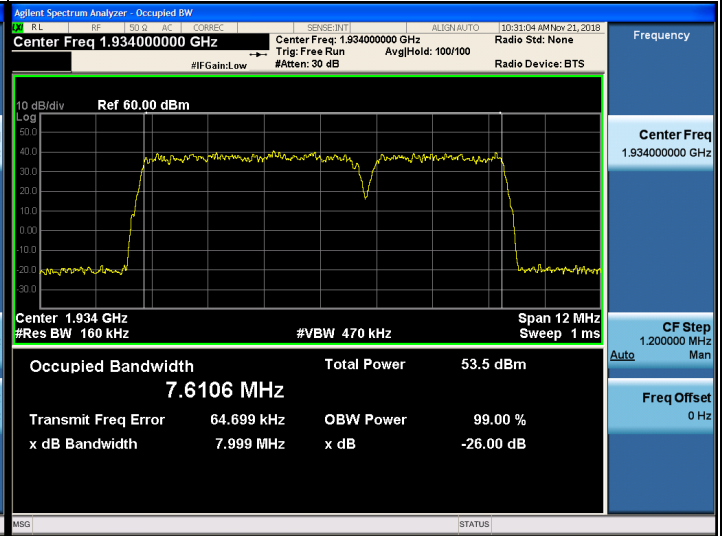
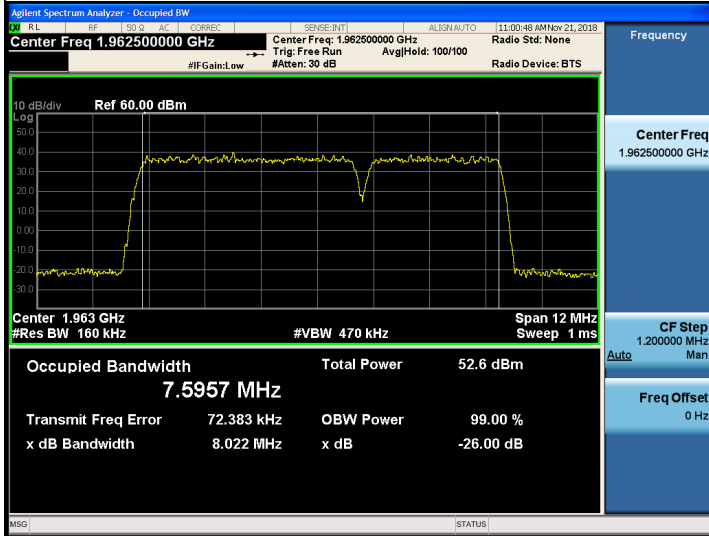


<b>Modulation:</b>	<b>64QAM</b>	<b>Modulation:</b>	<b>256QAM</b>
<b>Channel:</b>	<b>Middle</b>	<b>Channel:</b>	<b>High</b>

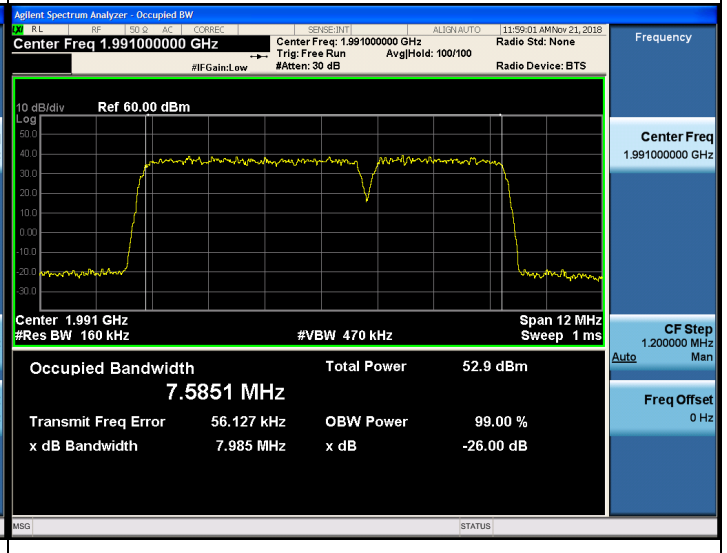
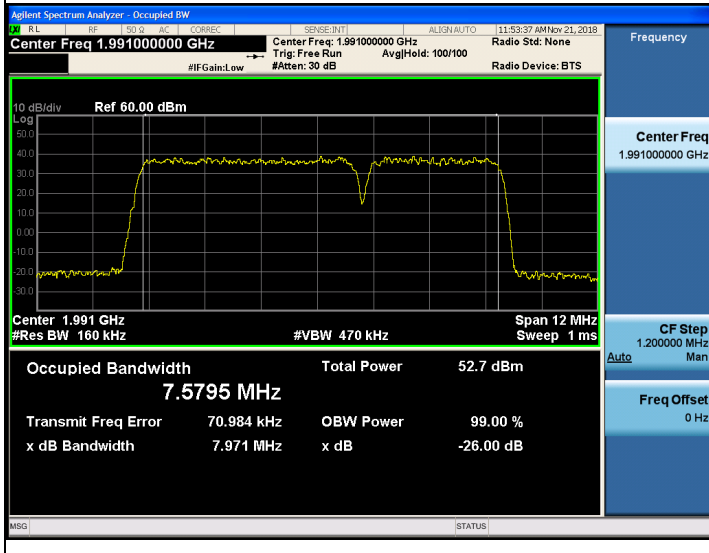


**Port 3**

<b>Modulation:</b>	<b>QPSK</b>	<b>Modulation:</b>	<b>16QAM</b>
<b>Channel:</b>	<b>Middle</b>	<b>Channel:</b>	<b>Low</b>



<b>Modulation:</b>	<b>64QAM</b>	<b>Modulation:</b>	<b>256QAM</b>
<b>Channel:</b>	<b>High</b>	<b>Channel:</b>	<b>High</b>



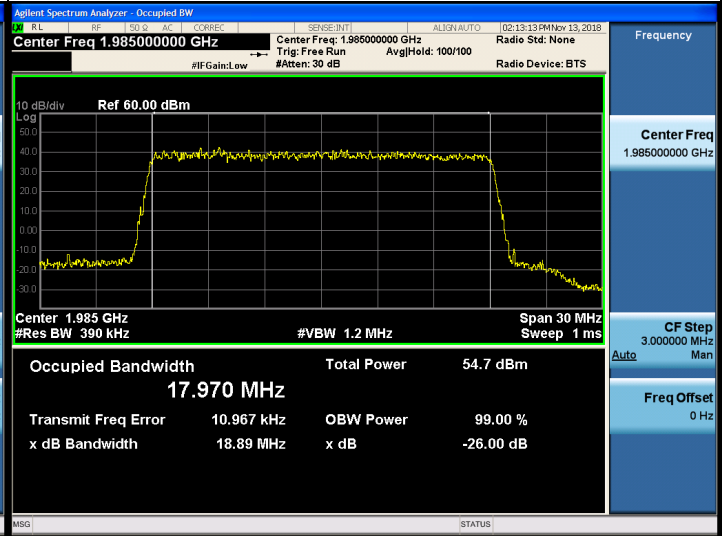
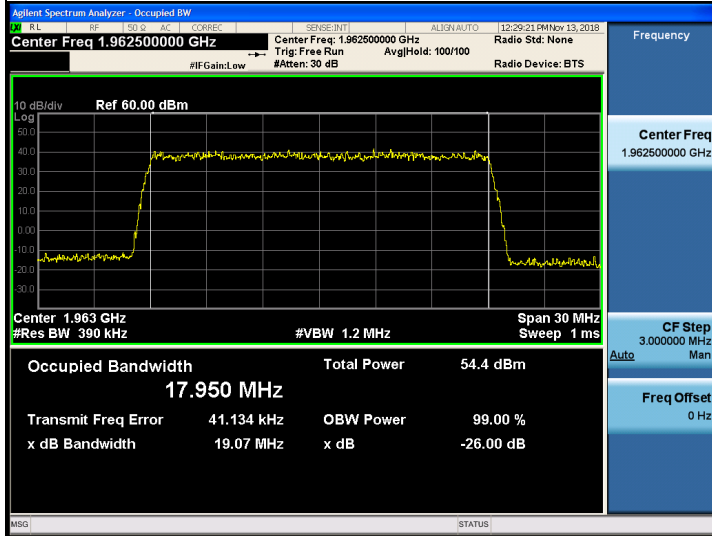
Plots of Occupied Bandwidth - 20 MHz Bandwidth / 1 Carrier

Port 0

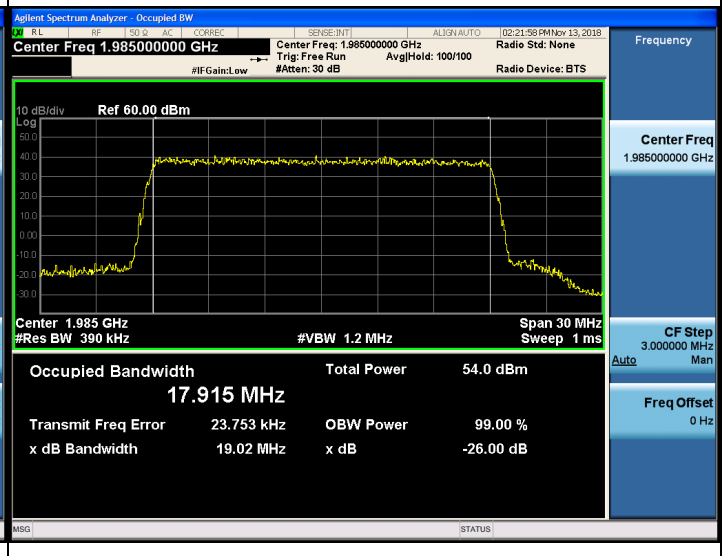
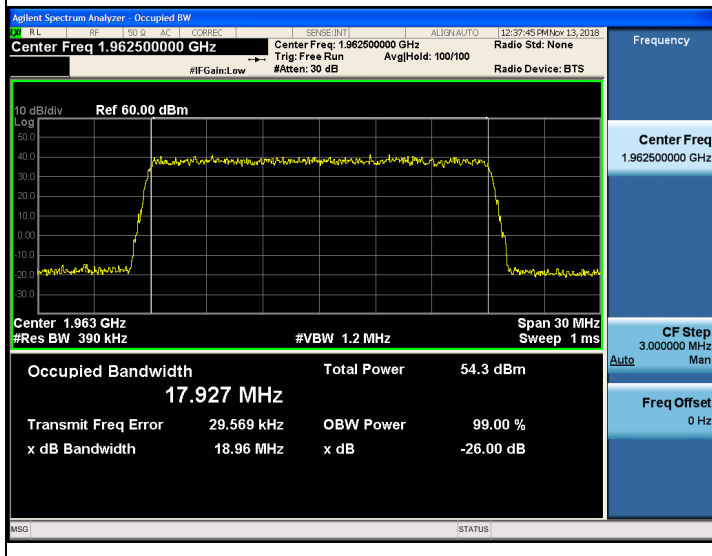
<b>Modulation:</b>		<b>QPSK</b>		<b>Modulation:</b>		<b>16QAM</b>	
<b>Channel:</b>		<b>Low</b>		<b>Channel:</b>		<b>Middle</b>	
<b>Modulation:</b>		<b>64QAM</b>		<b>Modulation:</b>		<b>256QAM</b>	
<b>Channel:</b>		<b>Middle</b>		<b>Channel:</b>		<b>Middle</b>	

Port 1

<b>Modulation:</b>	<b>QPSK</b>	<b>Modulation:</b>	<b>16QAM</b>
<b>Channel:</b>	<b>Middle</b>	<b>Channel:</b>	<b>High</b>

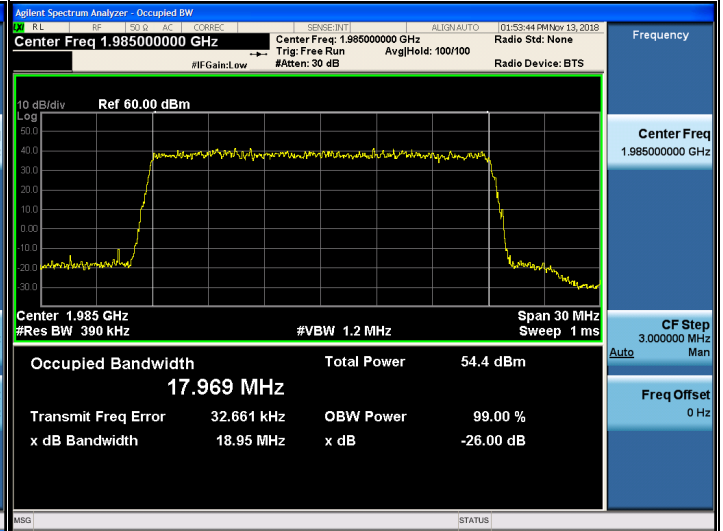
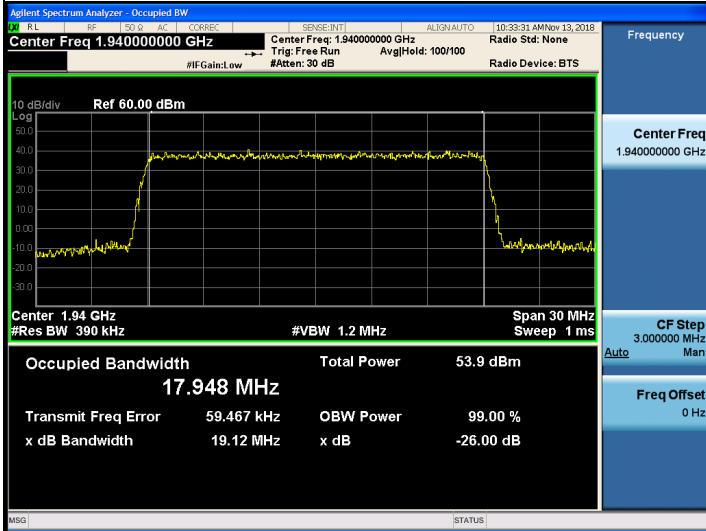


<b>Modulation:</b>	<b>64QAM</b>	<b>Modulation:</b>	<b>256QAM</b>
<b>Channel:</b>	<b>Middle</b>	<b>Channel:</b>	<b>High</b>

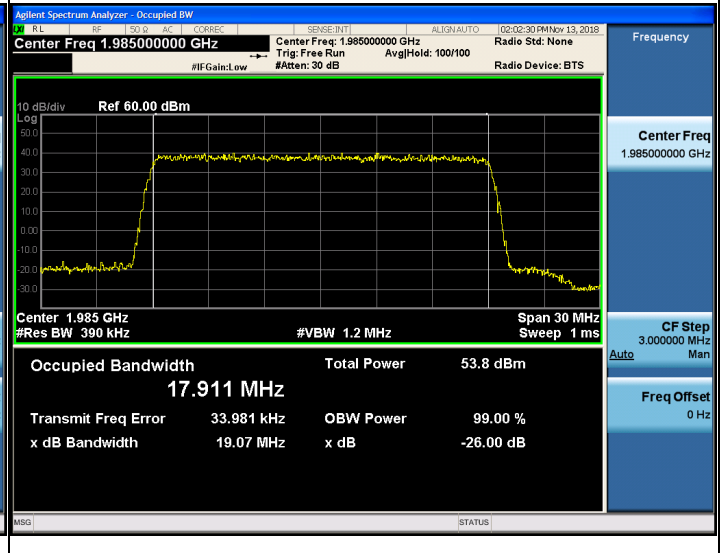
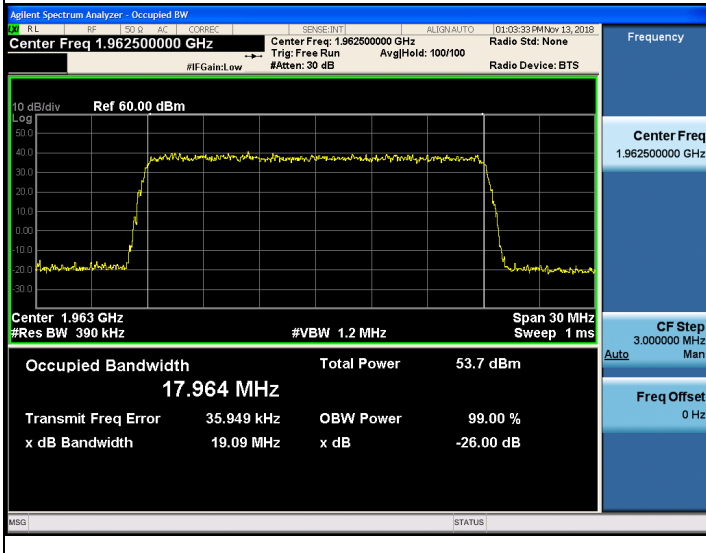


Port 2

<b>Modulation:</b>	<b>QPSK</b>	<b>Modulation:</b>	<b>16QAM</b>
<b>Channel:</b>	<b>Low</b>	<b>Channel:</b>	<b>High</b>

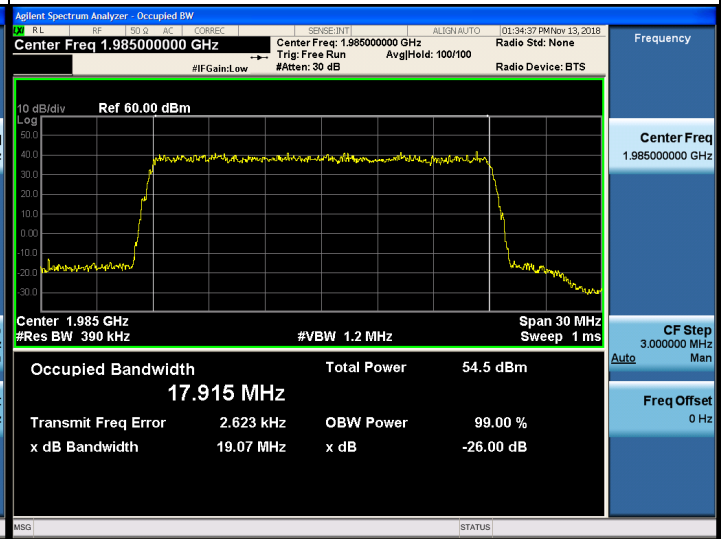
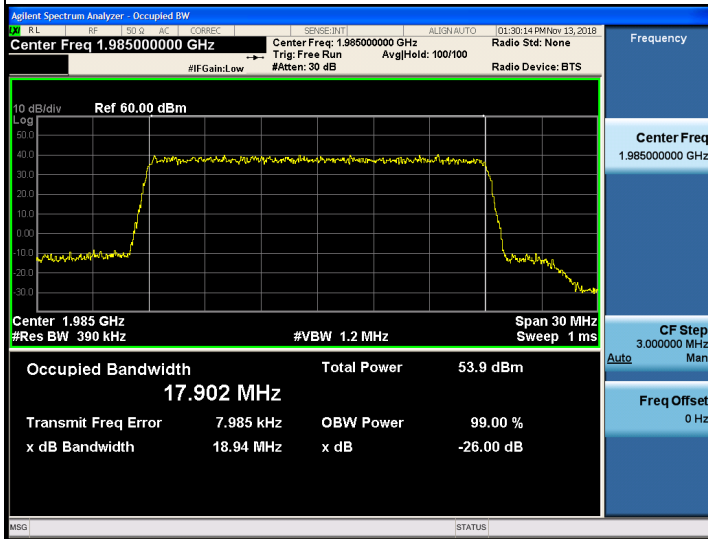


<b>Modulation:</b>	<b>64QAM</b>	<b>Modulation:</b>	<b>256QAM</b>
<b>Channel:</b>	<b>Middle</b>	<b>Channel:</b>	<b>High</b>

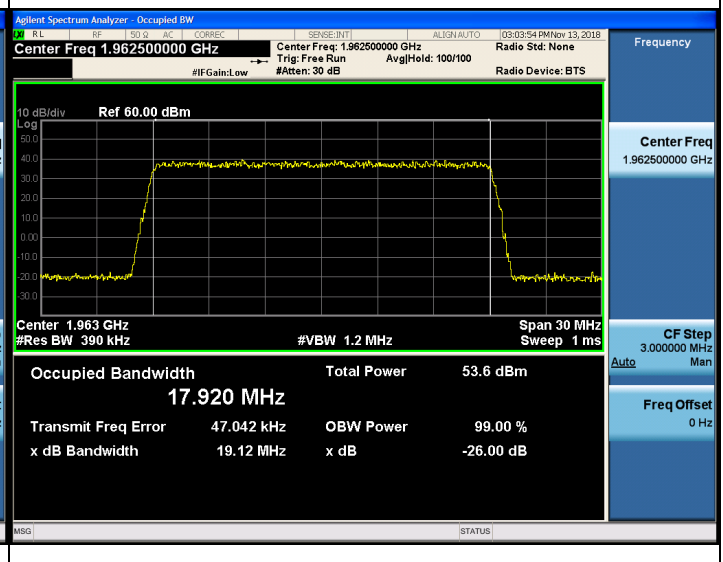
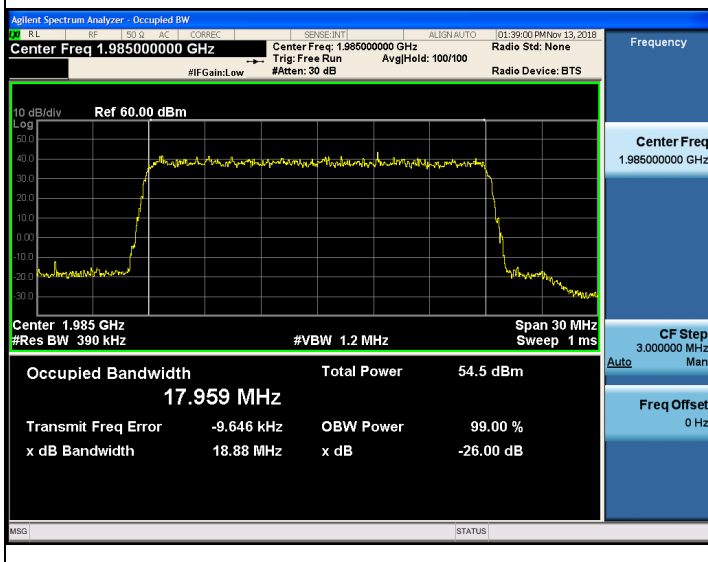


Port 3

<b>Modulation:</b>	<b>QPSK</b>	<b>Modulation:</b>	<b>16QAM</b>
<b>Channel:</b>	<b>High</b>	<b>Channel:</b>	<b>High</b>



<b>Modulation:</b>	<b>64QAM</b>	<b>Modulation:</b>	<b>256QAM</b>
<b>Channel:</b>	<b>High</b>	<b>Channel:</b>	<b>Middle</b>



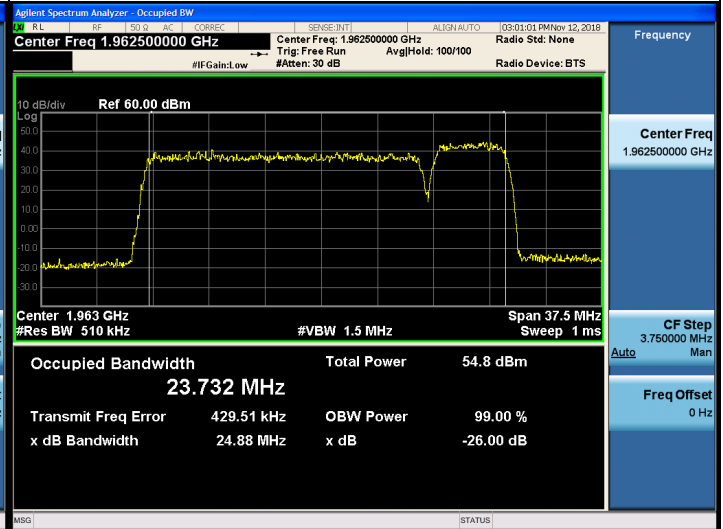
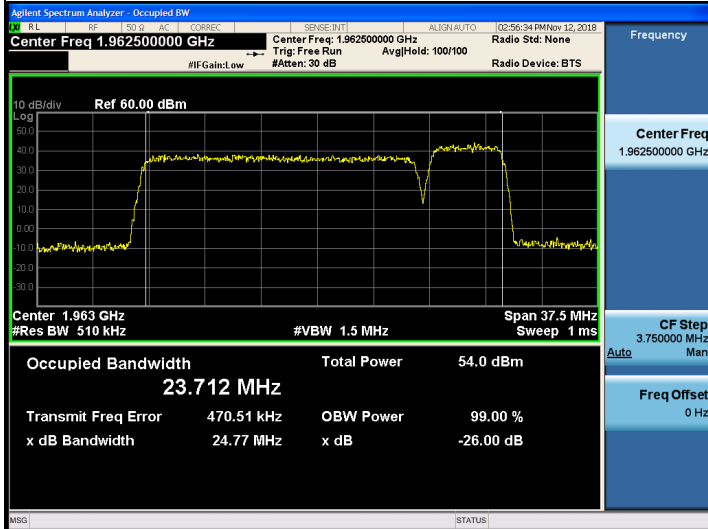
Plots of Occupied Bandwidth - 20 MHz Bandwidth + 5 MHz Bandwidth / 2 Carriers

Port 0

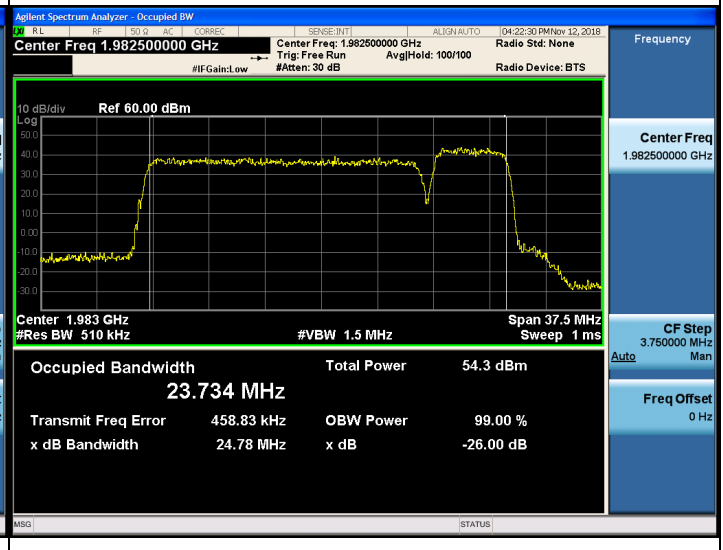
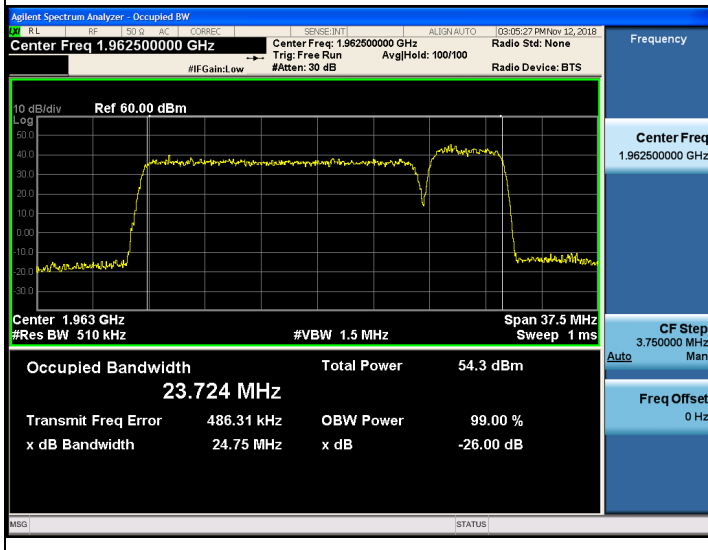
<b>Modulation:</b>		<b>QPSK</b>		<b>Modulation:</b>		<b>16QAM</b>	
<b>Channel:</b>		<b>Middle</b>		<b>Channel:</b>		<b>High</b>	
<b>Modulation:</b>		<b>64QAM</b>		<b>Modulation:</b>		<b>256QAM</b>	
<b>Channel:</b>		<b>Middle</b>		<b>Channel:</b>		<b>Middle</b>	

**Port 1**

<b>Modulation:</b>	<b>QPSK</b>	<b>Modulation:</b>	<b>16QAM</b>
<b>Channel:</b>	<b>Middle</b>	<b>Channel:</b>	<b>Middle</b>

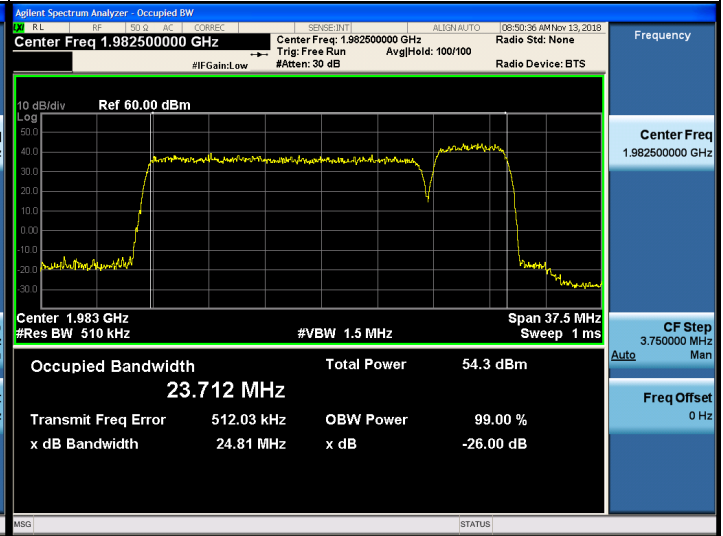
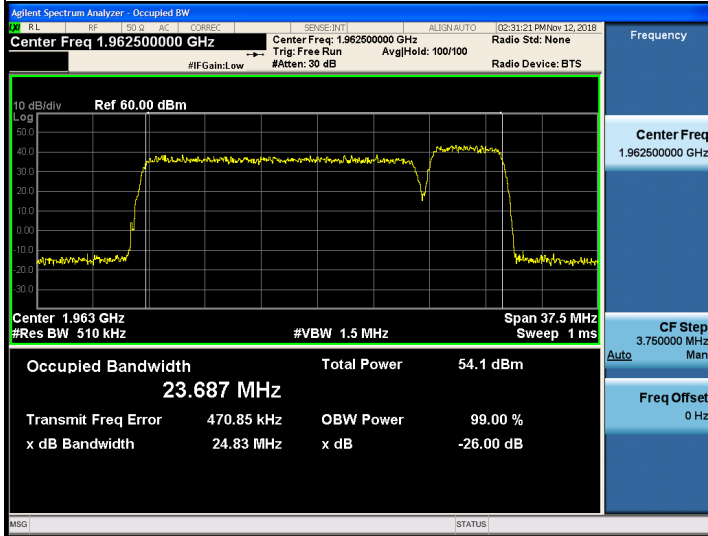


<b>Modulation:</b>	<b>64QAM</b>	<b>Modulation:</b>	<b>256QAM</b>
<b>Channel:</b>	<b>Middle</b>	<b>Channel:</b>	<b>High</b>

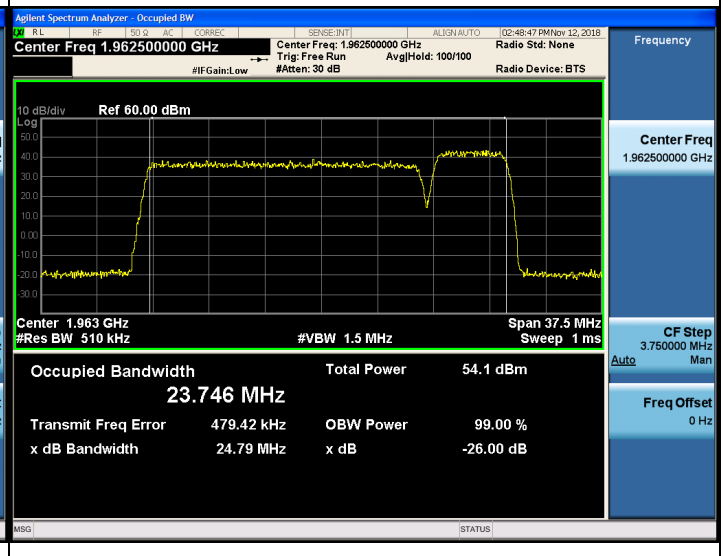
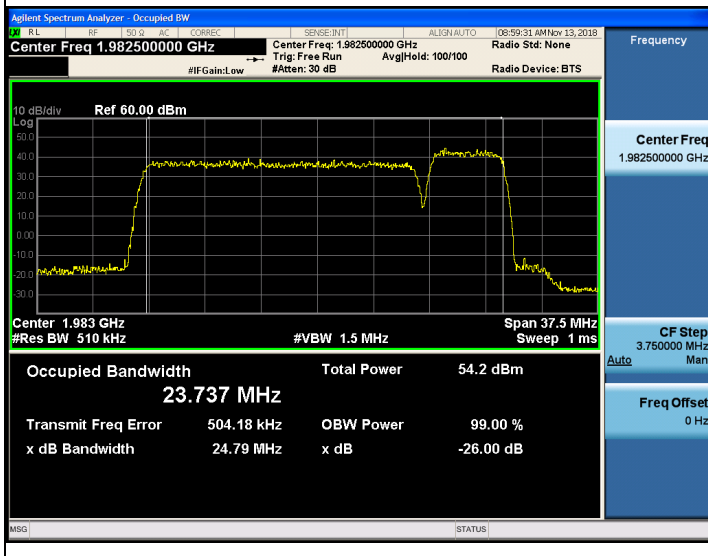


Port 2

<b>Modulation:</b>	<b>QPSK</b>	<b>Modulation:</b>	<b>16QAM</b>
<b>Channel:</b>	<b>Middle</b>	<b>Channel:</b>	<b>High</b>

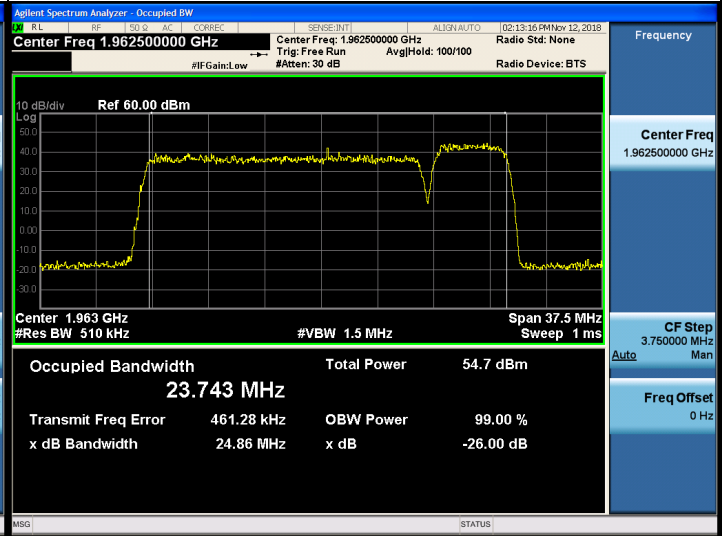
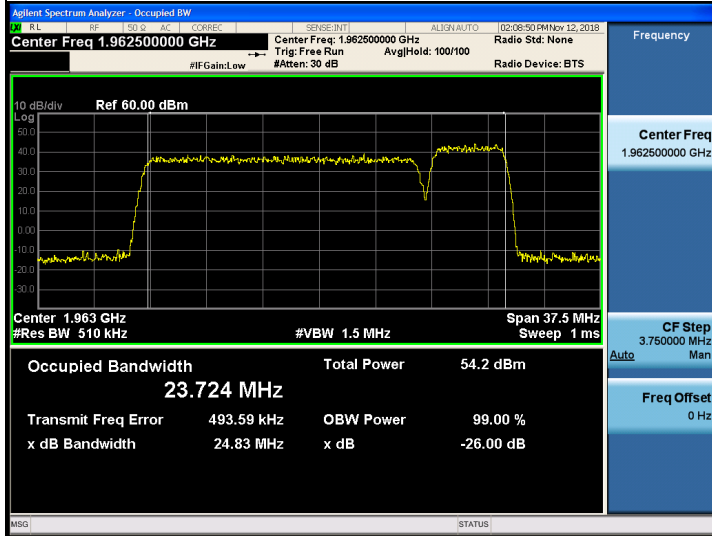


<b>Modulation:</b>	<b>64QAM</b>	<b>Modulation:</b>	<b>256QAM</b>
<b>Channel:</b>	<b>High</b>	<b>Channel:</b>	<b>Middle</b>

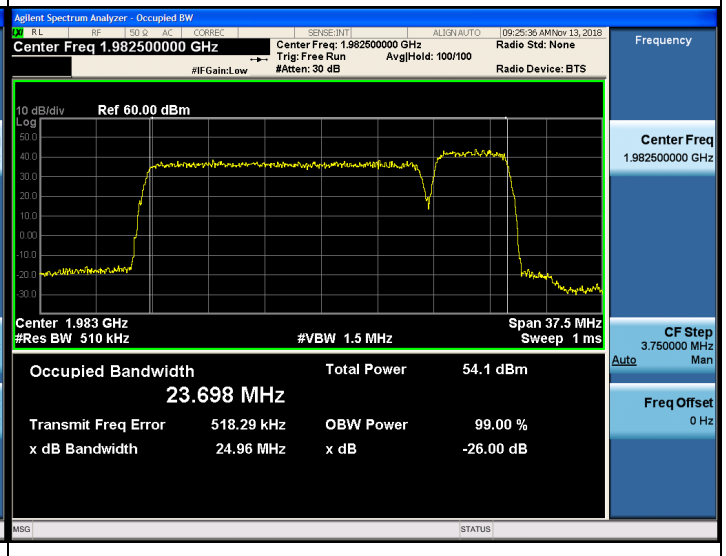
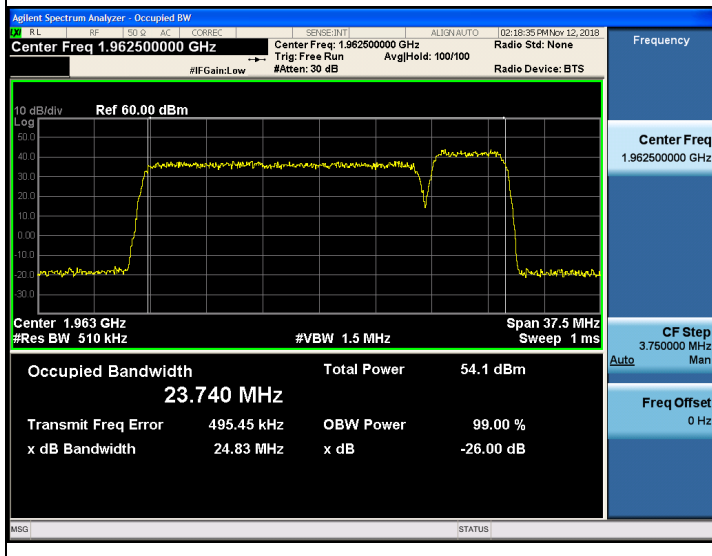


**Port 3**

<b>Modulation:</b>	<b>QPSK</b>	<b>Modulation:</b>	<b>16QAM</b>
<b>Channel:</b>	<b>Middle</b>	<b>Channel:</b>	<b>Middle</b>



<b>Modulation:</b>	<b>64QAM</b>	<b>Modulation:</b>	<b>256QAM</b>
<b>Channel:</b>	<b>Middle</b>	<b>Channel:</b>	<b>High</b>



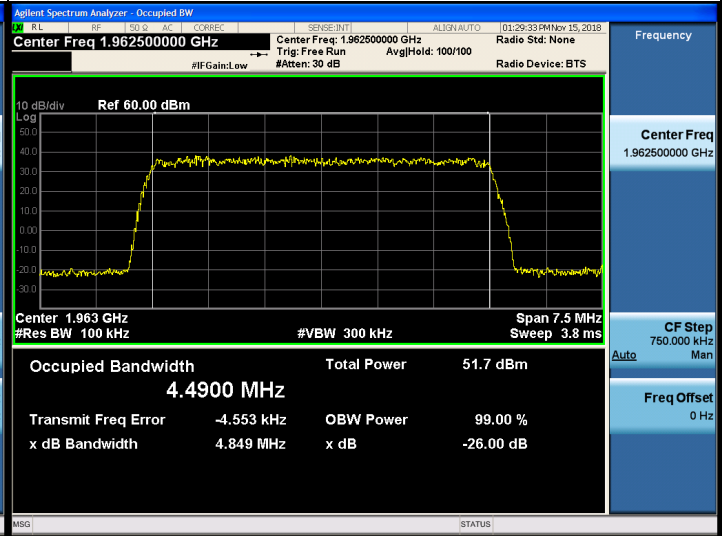
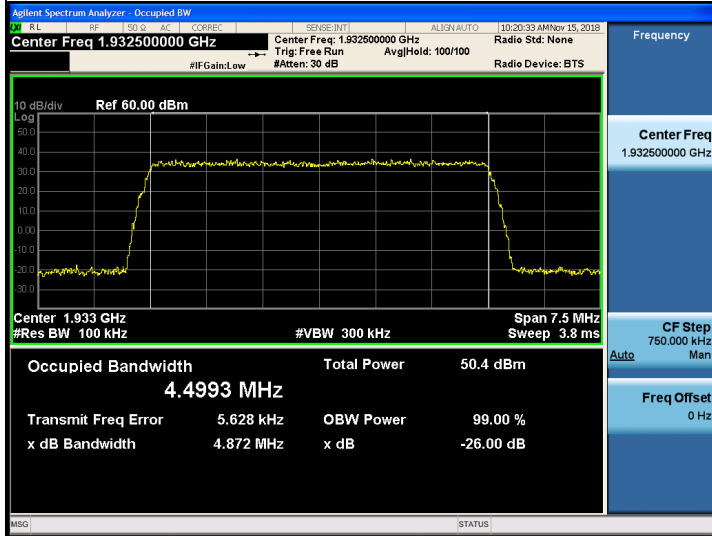
Plots of Occupied Bandwidth - 5 MHz Bandwidth / 1 Carrier

Port 0

<b>Modulation:</b>		<b>QPSK</b>	<b>Modulation:</b>		<b>16QAM</b>
<b>Channel:</b>		<b>High</b>	<b>Channel:</b>		<b>Middle</b>
<b>Modulation:</b>		<b>64QAM</b>	<b>Modulation:</b>		<b>256QAM</b>
<b>Channel:</b>		<b>High</b>	<b>Channel:</b>		<b>Low</b>

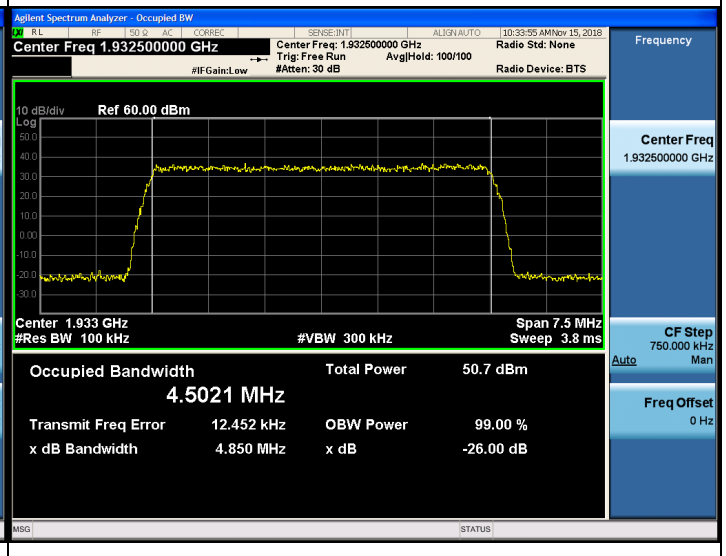
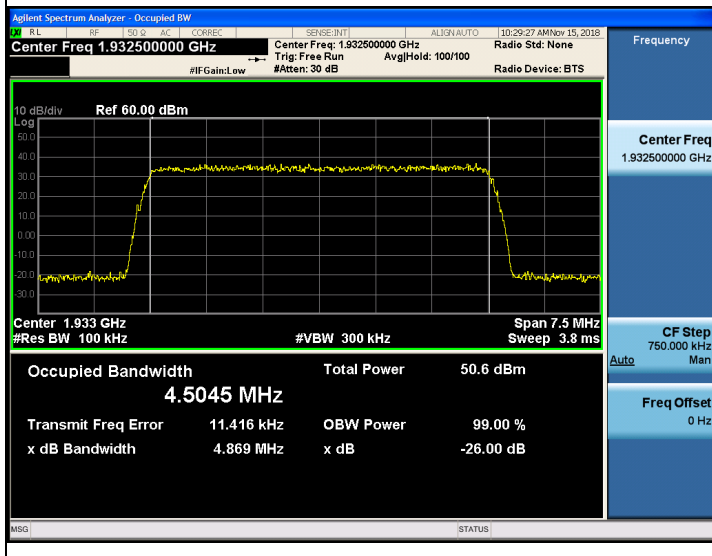
**Port 1**

<b>Modulation:</b>	<b>QPSK</b>	<b>Modulation:</b>	<b>16QAM</b>
<b>Channel:</b>	<b>Low</b>	<b>Channel:</b>	<b>Middle</b>



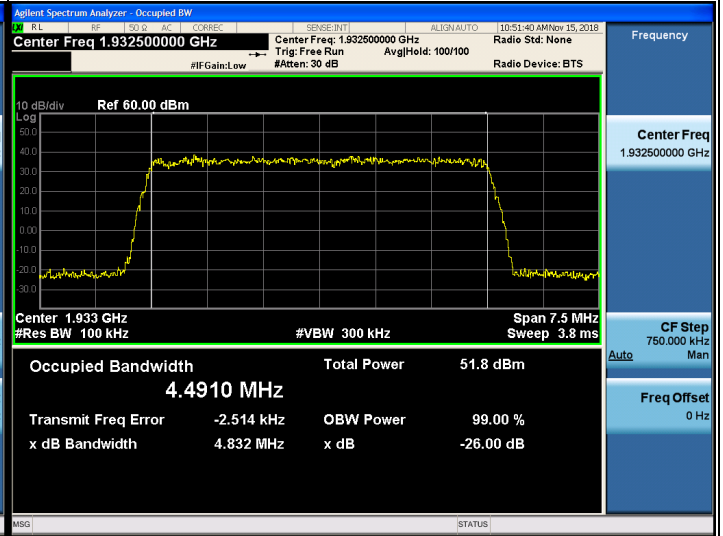
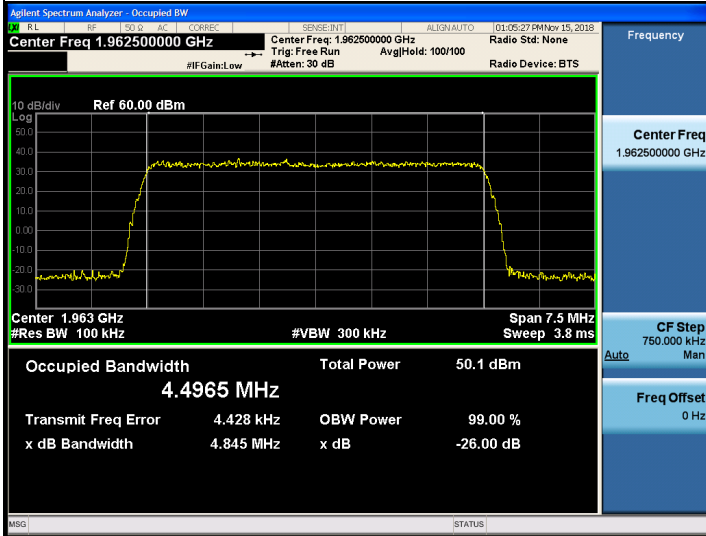
<b>Modulation:</b>	<b>64QAM</b>
<b>Channel:</b>	<b>Low</b>

<b>Modulation:</b>	<b>256QAM</b>
<b>Channel:</b>	<b>Low</b>

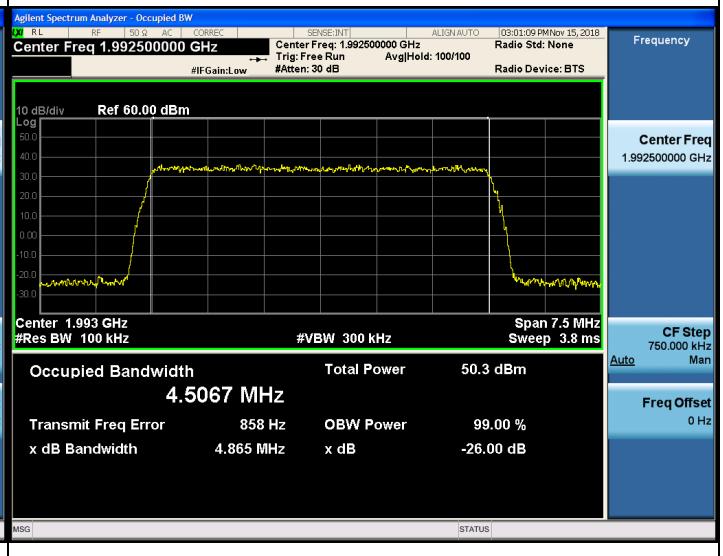
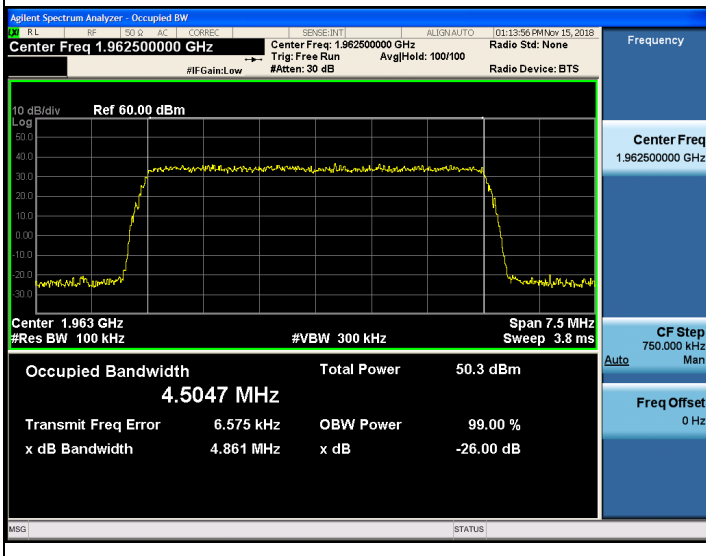


Port 2

<b>Modulation:</b>	<b>QPSK</b>	<b>Modulation:</b>	<b>16QAM</b>
<b>Channel:</b>	<b>Middle</b>	<b>Channel:</b>	<b>Low</b>

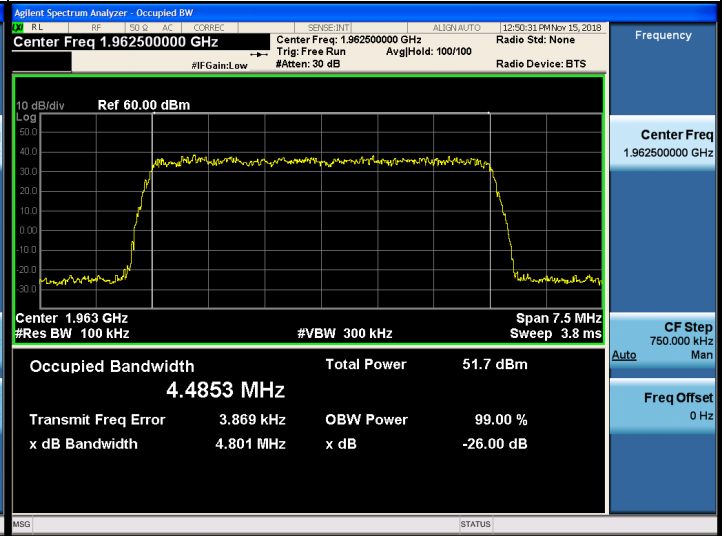
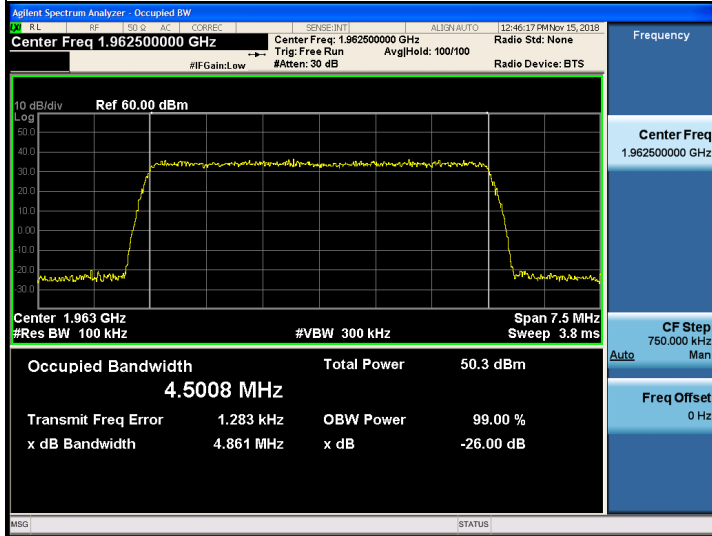


<b>Modulation:</b>	<b>64QAM</b>	<b>Modulation:</b>	<b>256QAM</b>
<b>Channel:</b>	<b>Middle</b>	<b>Channel:</b>	<b>High</b>

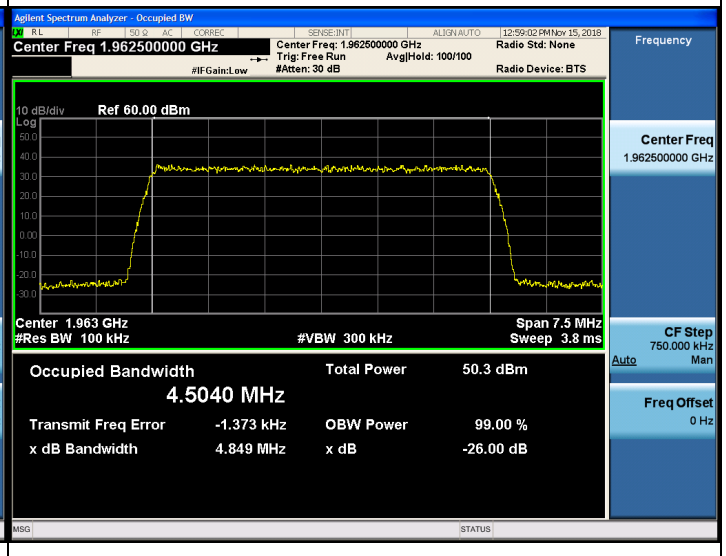
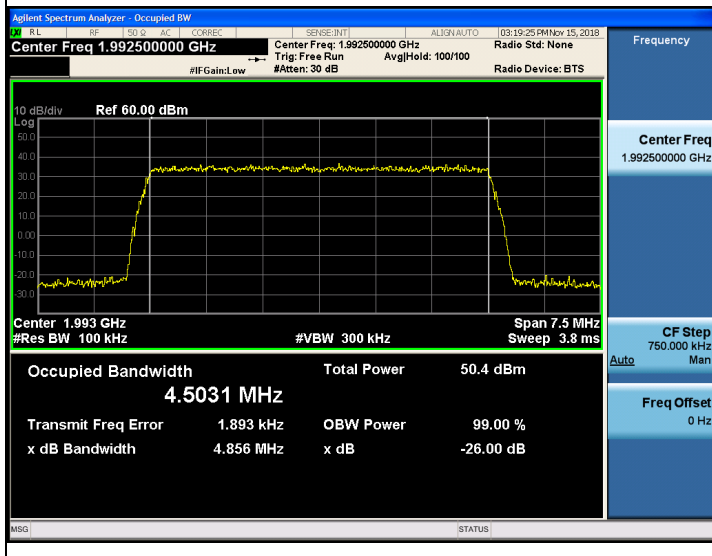


**Port 3**

<b>Modulation:</b>	<b>QPSK</b>	<b>Modulation:</b>	<b>16QAM</b>
<b>Channel:</b>	<b>Middle</b>	<b>Channel:</b>	<b>Middle</b>



<b>Modulation:</b>	<b>64QAM</b>	<b>Modulation:</b>	<b>256QAM</b>
<b>Channel:</b>	<b>High</b>	<b>Channel:</b>	<b>Middle</b>



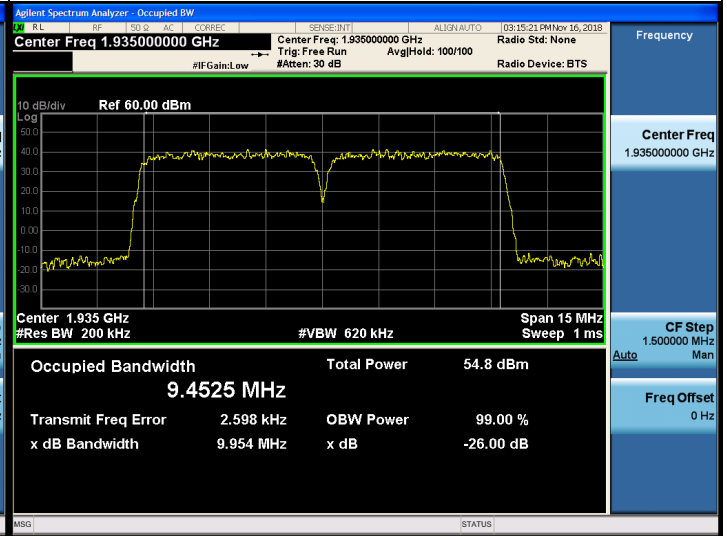
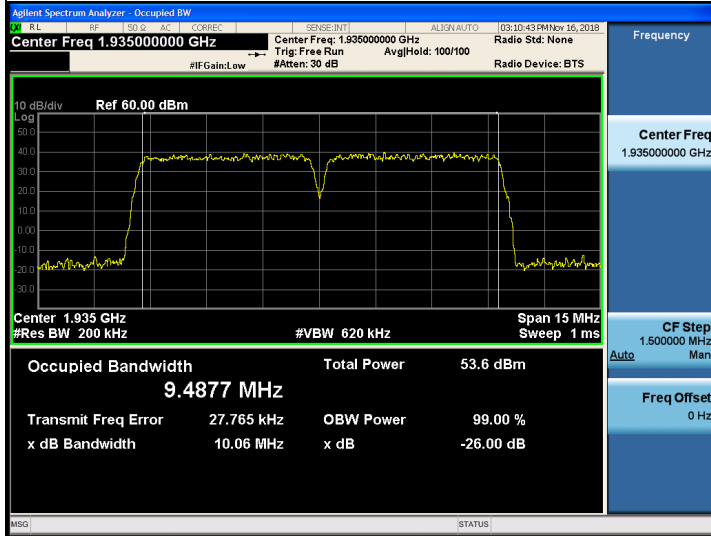
Plots of Occupied Bandwidth - 5 MHz Bandwidth + 5 MHz Bandwidth / 2 Carriers

Port 0

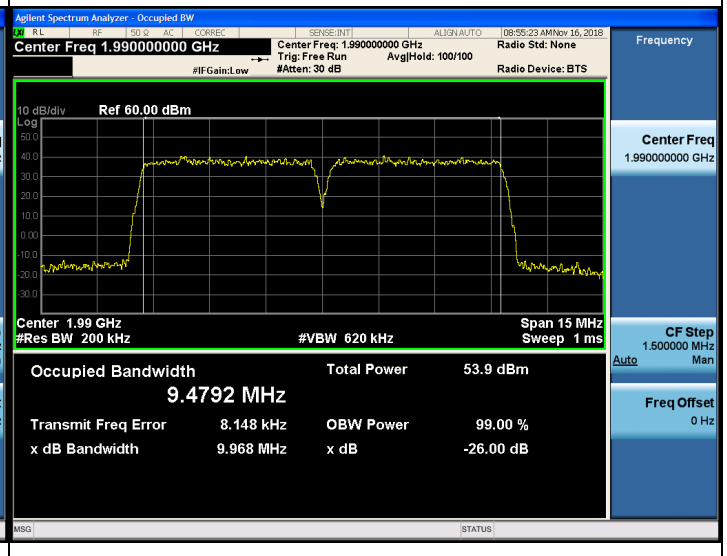
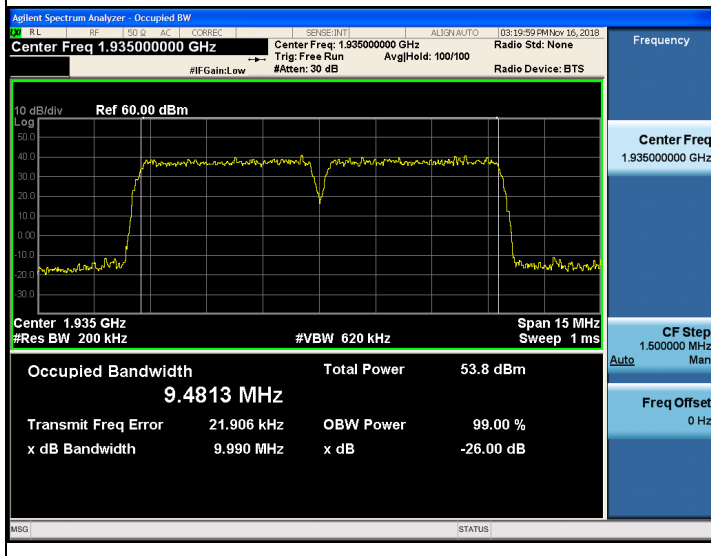
<b>Modulation:</b>		<b>QPSK</b>		<b>Modulation:</b>		<b>16QAM</b>	
<b>Channel:</b>		<b>Middle</b>		<b>Channel:</b>		<b>Low</b>	
<p>Center Freq: 1.963 GHz #Res BW: 200 kHz #VBW: 620 kHz Span: 15 MHz Sweep: 1 ms</p> <p>Occupied Bandwidth: <b>9.4741 MHz</b> Total Power: 53.5 dBm Transmit Freq Error: 27.213 kHz OBW Power: 99.00 % x dB Bandwidth: 9.977 MHz, -26.00 dB</p>				<p>Center Freq: 1.935 GHz #Res BW: 200 kHz #VBW: 620 kHz Span: 15 MHz Sweep: 1 ms</p> <p>Occupied Bandwidth: <b>9.4921 MHz</b> Total Power: 54.9 dBm Transmit Freq Error: 8.733 kHz OBW Power: 99.00 % x dB Bandwidth: 9.954 MHz, -26.00 dB</p>			
<b>Modulation:</b>		<b>64QAM</b>		<b>Modulation:</b>		<b>256QAM</b>	
<b>Channel:</b>		<b>Low</b>		<b>Channel:</b>		<b>High</b>	
<p>Center Freq: 1.935 GHz #Res BW: 200 kHz #VBW: 620 kHz Span: 15 MHz Sweep: 1 ms</p> <p>Occupied Bandwidth: <b>9.4820 MHz</b> Total Power: 53.9 dBm Transmit Freq Error: 30.853 kHz OBW Power: 99.00 % x dB Bandwidth: 10.01 MHz, -26.00 dB</p>				<p>Center Freq: 1.99 GHz #Res BW: 200 kHz #VBW: 620 kHz Span: 15 MHz Sweep: 1 ms</p> <p>Occupied Bandwidth: <b>9.4988 MHz</b> Total Power: 54.0 dBm Transmit Freq Error: 16.691 kHz OBW Power: 99.00 % x dB Bandwidth: 9.970 MHz, -26.00 dB</p>			

**Port 1**

<b>Modulation:</b>	<b>QPSK</b>	<b>Modulation:</b>	<b>16QAM</b>
<b>Channel:</b>	<b>Low</b>	<b>Channel:</b>	<b>Low</b>

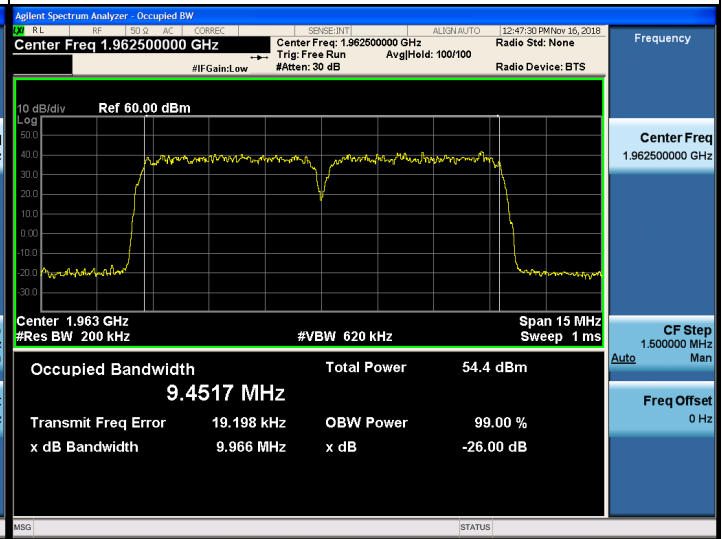
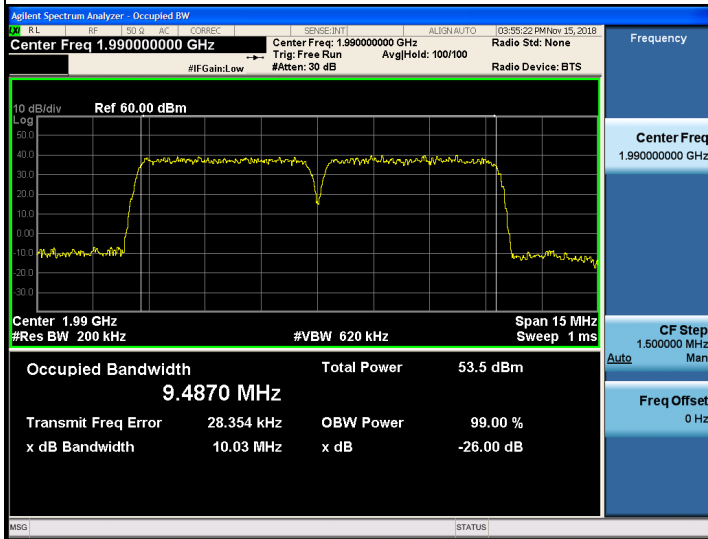


<b>Modulation:</b>	<b>64QAM</b>	<b>Modulation:</b>	<b>256QAM</b>
<b>Channel:</b>	<b>Low</b>	<b>Channel:</b>	<b>High</b>

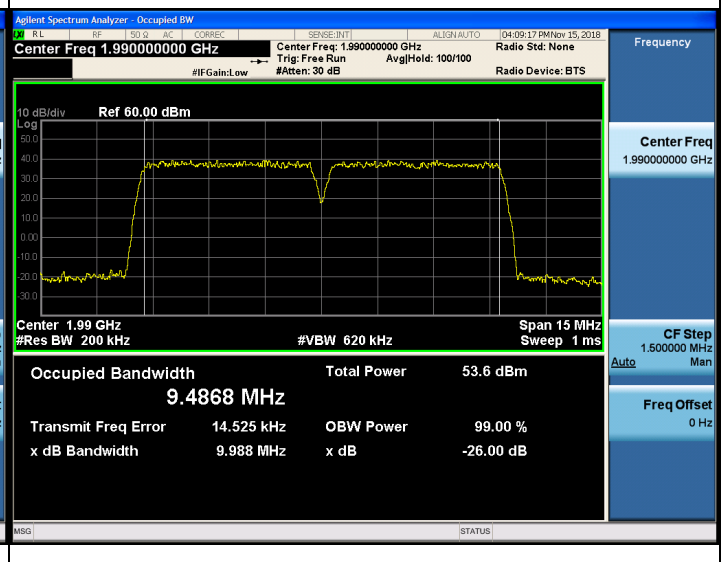
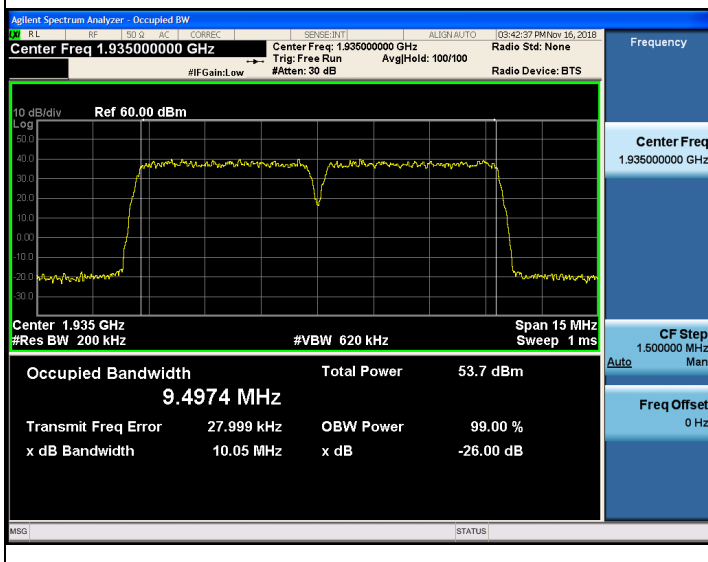


Port 2

<b>Modulation:</b>	<b>QPSK</b>	<b>Modulation:</b>	<b>16QAM</b>
<b>Channel:</b>	<b>High</b>	<b>Channel:</b>	<b>Middle</b>

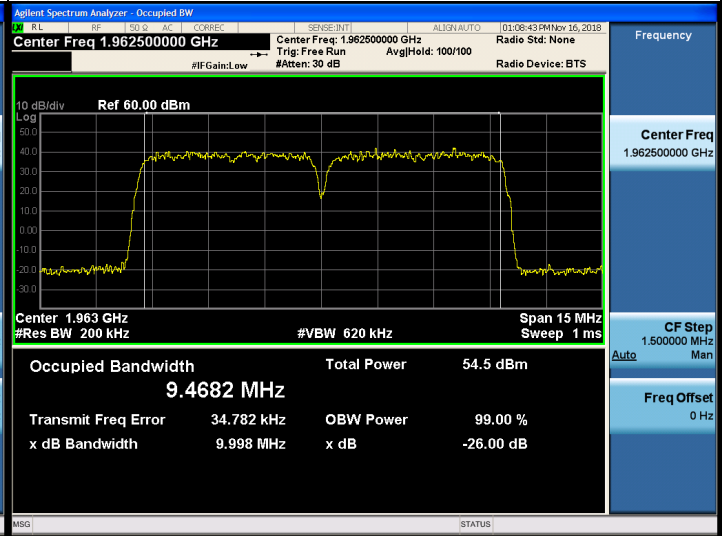
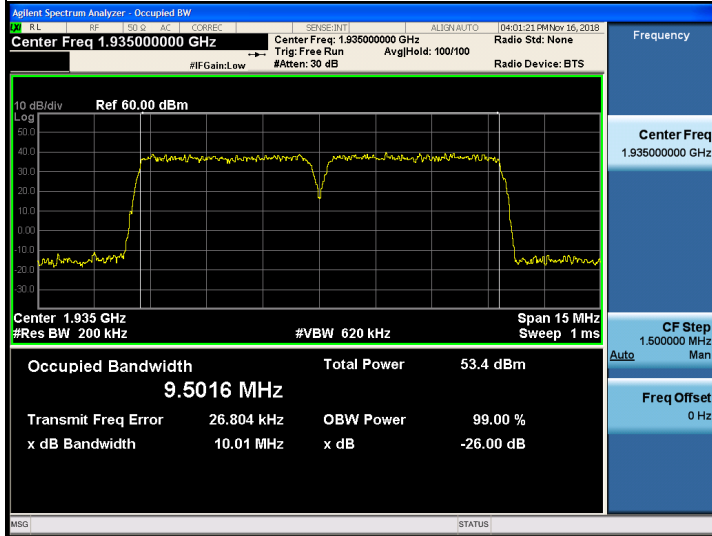


<b>Modulation:</b>	<b>64QAM</b>	<b>Modulation:</b>	<b>256QAM</b>
<b>Channel:</b>	<b>Low</b>	<b>Channel:</b>	<b>High</b>

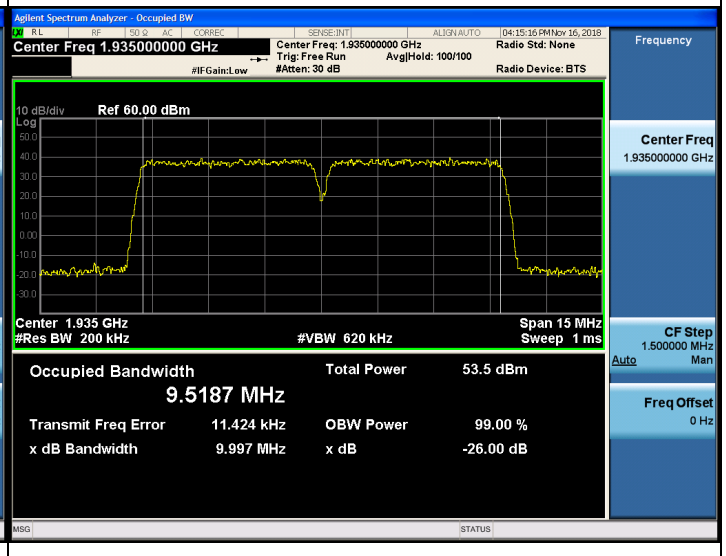
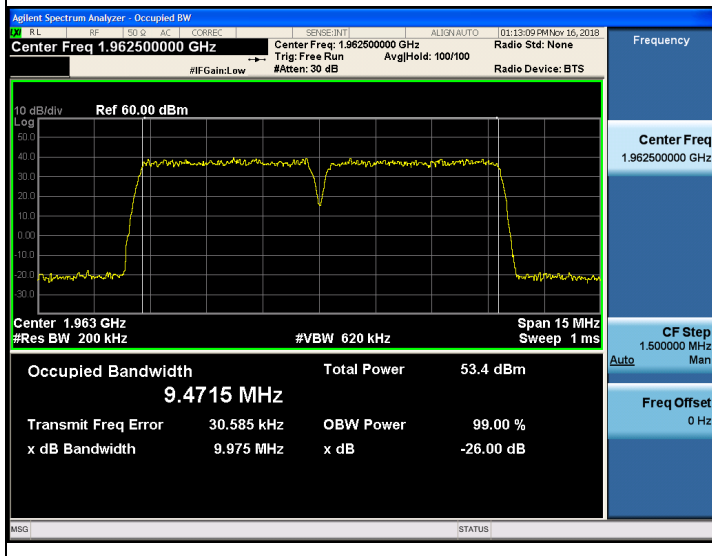


**Port 3**

<b>Modulation:</b>	<b>QPSK</b>	<b>Modulation:</b>	<b>16QAM</b>
<b>Channel:</b>	<b>Low</b>	<b>Channel:</b>	<b>Middle</b>



<b>Modulation:</b>	<b>64QAM</b>	<b>Modulation:</b>	<b>256QAM</b>
<b>Channel:</b>	<b>Middle</b>	<b>Channel:</b>	<b>Low</b>



### 5.3. UNWANTED CONDUCTED EMISSIONS

#### Test Requirements:

#### § 2.1051 Measurements required: Spurious emissions at antenna terminals.

The radio frequency voltage or powers generated within the equipment and appearing on a spurious frequency shall be checked at the equipment output terminals when properly loaded with a suitable artificial antenna. Curves or equivalent data shall show the magnitude of each harmonic and other spurious emission that can be detected when the equipment is operated under the conditions specified in §2.1049 as appropriate. The magnitude of spurious emissions which are attenuated more than 20 dB below the permissible value need not be specified.

#### § 24.238 Emission limitations for Broadband PCS equipment.

The rules in this section govern the spectral characteristics of emissions in the Broadband Personal Communications Service.

(a) Out of band emissions. The power of any emission outside of the authorized operating frequency ranges must be attenuated below the transmitting power (P) by a factor of at least  $43 + 10 \log(P)$  dB.

(b) Measurement procedure. Compliance with these rules is based on the use of measurement instrumentation employing a resolution bandwidth of 1 MHz or greater. However, in the 1 MHz bands immediately outside and adjacent to the frequency block a resolution bandwidth of at least one percent of the emission bandwidth of the fundamental emission of the transmitter may be employed. A narrower resolution bandwidth is permitted in all cases to improve measurement accuracy provided the measured power is integrated over the full required measurement bandwidth (i.e. 1 MHz or 1 percent of emission bandwidth, as specified). The emission bandwidth is defined as the width of the signal between two points, one below the carrier center frequency and one above the carrier center frequency, outside of which all emissions are attenuated at least 26 dB below the transmitter power.

(c) Alternative out of band emission limit. Licensees in this service may establish an alternative out of band emission limit to be used at specified band edge(s) in specified geographical areas, in lieu of that set forth in this section, pursuant to a private contractual arrangement of all affected licensees and applicants. In this event, each party to such contract shall maintain a copy of the contract in their station files and disclose it to prospective assignees or transferees and, upon request, to the FCC.

(d) Interference caused by out of band emissions. If any emission from a transmitter operating in this service results in interference to users of another radio service, the FCC may require a greater attenuation of that emission than

#### Test Procedures:

The measurement is performed in accordance with Section 5.7.3 and 5.7.4 of ANSI C63.26.

#### 5.7.3 Out-of-band unwanted emissions measurements

a) Set the spectrum analyzer center frequency to the block, band, or channel edge frequency.

- b) Set the span wide enough to capture the fundamental emission closest to the authorized block or band edge, and to include all modulation products that spill into the immediately adjacent frequency band. In some cases, it may be possible to set the center frequency and span so as to encompass the fundamental emission and the unwanted out-of-band (band-edge) emissions on either side of the authorized block, band, or channel. This can be accomplished with a single (slow) sweep, if adequate overload protection and sufficient dynamic range can be maintained.
- c) Set the number of points in sweep  $\geq 2 \times \text{span} / \text{RBW}$ .
- d) Sweep time should be auto for peak detection. For rms detection the sweep time should be set as follows:
- 1) If the device can be configured to transmit continuously (duty cycle  $\geq 98\%$ ), set the (sweep time)  $> (\text{number of points in sweep}) \times (\text{symbol period})$  (e.g., by a factor of  $10 \times \text{symbol period} \times \text{number of points}$ ). Increasing the sweep time (i.e., slowing the sweep speed) will allow for averaging over multiple symbols
  - 2) If the device cannot be configured to transmit continuously (duty cycle  $< 98\%$ ) and a freerunning sweep must be used, set the sweep time so that the averaging is performed over multiple on/off cycles by setting the sweep time  $> (\text{number of points in sweep}) \times (\text{transmitter period})$  (i.e., the transmit on-time + the off-time). The spectrum analyzer readings shall subsequently be corrected by  $[10 \log (1/\text{duty cycle})]$ . This assumes that the transmission period and duty cycle is relatively constant (duty cycle variation  $\leq \pm 2\%$ ).
  - 3) If the device cannot be configured to transmit continuously (duty cycle  $< 98\%$ ) and a freerunning sweep must be used, set the sweep time so that the averaging is performed over multiple on/off cycles by setting the sweep time  $> (\text{number of points in sweep}) \times (\text{transmitter period})$  (i.e., the transmit on-time + the off-time). The spectrum analyzer readings shall subsequently be corrected by  $[10 \log (1/\text{duty cycle})]$ . This assumes that the transmission period and duty cycle is relatively constant (duty cycle variation  $\leq \pm 2\%$ ).
  - 4) If the device cannot be configured to transmit continuously and a free-running sweep must be used, and if the transmissions exhibit a non-constant duty cycle (duty cycle variations  $> \pm 2\%$ ), set the sweep time so that the averaging is performed over the on-period by setting the sweep time  $> (\text{symbol period}) \times (\text{number of points})$ , while also maintaining the sweep time  $< (\text{transmitter on-time})$ . The trace mode shall be set to max hold, since not every display point will be averaged only over just the on-time. Thus, multiple sweeps (e.g., 100) in maximum hold are necessary to ensure that the maximum power is measured.
- e) The test report shall include the plots of the measuring instrument display and the measured data.
- f) See Annex I for example emission mask plots.

#### 5.7.4 Spurious unwanted emission measurements

- a) Set the spectrum analyzer start frequency to the lowest frequency generated by the EUT, without going below 9 kHz, and the stop frequency to the lower frequency covered by the measurements previously performed in 5.7.3. As an alternative, the stop frequency can be set to the value specified in 5.1.1, depending on the EUT operating range, if the resulting plot can clearly demonstrate compliance for all frequencies not addressed by the out-of-band emissions measurements performed as per 5.7.3.
- b) When using an average power (rms) detector, ensure that the number of points in the sweep  $\geq 2 \times (\text{span} / \text{RBW})$ . This may require that the measurement range defined by the start and stop frequencies be

- subdivided, depending on the spectrum analyzer capabilities. This requirement does not apply to peak-detected power measurements. When average power is specified by the applicable regulation, a peak-detector can be utilized for preliminary measurements to accommodate wider frequency spans. Any emissions found in the preliminary measurement to exceed the applicable limit(s) shall be further examined using a power averaging (rms) detector with the minimum number of measurement points as defined above.
- c) The sweep time should be set to auto-couple for performing peak-detector measurements. For measurements that use a power averaging (rms) detector, the sweep time shall be set as described for out-of-band emissions measurements in item d) of 5.7.3.
- d) Identify and measure the highest spurious emission levels in each frequency range. It is not necessary to re-measure the out-of-band emissions as a part of this test. Record the frequencies and amplitudes corresponding to the measured emissions and capture the data plots.
- e) Repeat step b) through step d) for the upper spurious emission frequency range if not already captured by a wide span measurement performed as per the alternative provided in step a). The upper frequency for this measurement is defined in 5.1.1 as a function of the EUT operating range.
- f) Compare the results with the corresponding limit in the applicable regulation.
- g) The test report shall include the data plots of the measuring instrument display and the measured data.

**Note:**

- 1) In 9 kHz to 30 MHz band, RBW narrower than reference bandwidth is used. So following correction factor is applied.

- $10 \log [(reference\ bandwidth)/(resolution\ bandwidth)]$
- 9 kHz to 150 kHz applied 1 kHz RBW,  $10 \log (1\ kHz / 1MHz) = 30\ dB$
- 150 kHz to 30 MHz applied 100 kHz RBW,  $10 \log (10\ kHz / 1\ MHz) = 20\ dB$

- 2) Due to 4x4 MIMO operations, a correction has been added to the limit according to KDB 662911 D01 v02r01.

- *MIMO correction:  $10 \log(N_{ANT}) = 10 \log(4) = 6.02\ dB$*

**Test Results:**

**Band edge of 3 MHz Bandwidth / 1 Carrier**

Port	Modulation	Point	Frequency (MHz)	Measured band edge (dBm)
Port 0	QPSK	Left	1 930.00	-26.981
		Right	1 995.00	-27.629
	16QAM	Left	1 930.00	-28.553
		Right	1 995.00	-25.447
	64QAM	Left	1 930.00	-27.585
		Right	1 995.00	-27.185
	256QAM	Left	1 930.00	-28.117
		Right	1 995.00	-26.034
Port 1	QPSK	Left	1 930.00	-25.957
		Right	1 995.00	-26.315
	16QAM	Left	1 930.00	-27.456
		Right	1 995.00	-25.582
	64QAM	Left	1 930.00	-25.944
		Right	1 995.00	-26.043
	256QAM	Left	1 930.00	-27.904
		Right	1 995.00	-27.287
Port 2	QPSK	Left	1 930.00	-27.556
		Right	1 995.00	-26.956
	16QAM	Left	1 930.00	-27.554
		Right	1 995.00	-25.566
	64QAM	Left	1 930.00	-26.862
		Right	1 995.00	-25.563
	256QAM	Left	1 930.00	-27.289
		Right	1 995.00	-25.476
Port 3	QPSK	Left	1 930.00	-28.278
		Right	1 995.00	-26.698

Port	Modulation	Point	Frequency (MHz)	Measured band edge (dBm)
	16QAM	Left	1 930.00	-27.785
		Right	1 995.00	-26.374
	64QAM	Left	1 930.00	-28.126
		Right	1 995.00	-26.307
	256QAM	Left	1 930.00	-27.131
		Right	1 995.00	-27.671

**Band edge of 3 MHz Bandwidth + 5 MHz Bandwidth / 2 Carriers**

Port	Modulation	Point	Frequency (MHz)	Measured band edge (dBm)
Port 0	QPSK	Left	1 930.00	-20.804
		Right	1 995.00	-22.794
	16QAM	Left	1 930.00	-22.188
		Right	1 995.00	-26.660
	64QAM	Left	1 930.00	-22.027
		Right	1 995.00	-26.499
	256QAM	Left	1 930.00	-22.034
		Right	1 995.00	-26.630
Port 1	QPSK	Left	1 930.00	-23.391
		Right	1 995.00	-25.609
	16QAM	Left	1 930.00	-23.460
		Right	1 995.00	-26.607
	64QAM	Left	1 930.00	-22.916
		Right	1 995.00	-27.065
	256QAM	Left	1 930.00	-22.863
		Right	1 995.00	-26.276
Port 2	QPSK	Left	1 930.00	-21.927
		Right	1 995.00	-26.335
	16QAM	Left	1 930.00	-23.076
		Right	1 995.00	-27.076
	64QAM	Left	1 930.00	-22.590
		Right	1 995.00	-25.947
	256QAM	Left	1 930.00	-22.364
		Right	1 995.00	-25.869
Port 3	QPSK	Left	1 930.00	-22.069
		Right	1 995.00	-25.883

Port	Modulation	Point	Frequency (MHz)	Measured band edge (dBm)
	16QAM	Left	1 930.00	-23.341
		Right	1 995.00	-25.575
	64QAM	Left	1 930.00	-23.711
		Right	1 995.00	-25.786
	256QAM	Left	1 930.00	-23.413
		Right	1 995.00	-26.288

**Band edge of 20 MHz Bandwidth / 1 Carrier**

Port	Modulation	Point	Frequency (MHz)	Measured band edge (dBm)
Port 0	QPSK	Left	1 930.00	-26.976
		Right	1 995.00	-27.167
	16QAM	Left	1 930.00	-25.110
		Right	1 995.00	-25.212
	64QAM	Left	1 930.00	-25.851
		Right	1 995.00	-26.629
	256QAM	Left	1 930.00	-28.179
		Right	1 995.00	-27.211
Port 1	QPSK	Left	1 930.00	-27.152
		Right	1 995.00	-20.866
	16QAM	Left	1 930.00	-24.704
		Right	1 995.00	-25.424
	64QAM	Left	1 930.00	-26.805
		Right	1 995.00	-27.222
	256QAM	Left	1 930.00	-26.411
		Right	1 995.00	-24.898
Port 2	QPSK	Left	1 930.00	-20.918
		Right	1 995.00	-23.601
	16QAM	Left	1 930.00	-24.387
		Right	1 995.00	-27.003
	64QAM	Left	1 930.00	-25.928
		Right	1 995.00	-25.779
	256QAM	Left	1 930.00	-27.164
		Right	1 995.00	-27.281
Port 3	QPSK	Left	1 930.00	-26.608
		Right	1 995.00	-23.023

Port	Modulation	Point	Frequency (MHz)	Measured band edge (dBm)
	16QAM	Left	1 930.00	-25.908
		Right	1 995.00	-26.462
	64QAM	Left	1 930.00	-26.878
		Right	1 995.00	-26.238
	256QAM	Left	1 930.00	-27.556
		Right	1 995.00	-27.934

**Band edge of 20 MHz Bandwidth + 5 MHz Bandwidth / 2 Carriers**

Port	Modulation	Point	Frequency (MHz)	Measured band edge (dBm)
Port 0	QPSK	Left	1 930.00	-27.290
		Right	1 995.00	-20.892
	16QAM	Left	1 930.00	-27.341
		Right	1 995.00	-21.703
	64QAM	Left	1 930.00	-27.398
		Right	1 995.00	-22.875
	256QAM	Left	1 930.00	-27.767
		Right	1 995.00	-21.297
Port 1	QPSK	Left	1 930.00	-25.664
		Right	1 995.00	-19.821
	16QAM	Left	1 930.00	-26.102
		Right	1 995.00	-22.230
	64QAM	Left	1 930.00	-26.518
		Right	1 995.00	-22.576
	256QAM	Left	1 930.00	-26.695
		Right	1 995.00	-23.502
Port 2	QPSK	Left	1 930.00	-22.301
		Right	1 995.00	-22.463
	16QAM	Left	1 930.00	-26.198
		Right	1 995.00	-23.521
	64QAM	Left	1 930.00	-26.702
		Right	1 995.00	-22.647
	256QAM	Left	1 930.00	-27.114
		Right	1 995.00	-22.570
Port 3	QPSK	Left	1 930.00	-26.315
		Right	1 995.00	-23.665

Port	Modulation	Point	Frequency (MHz)	Measured band edge (dBm)
	16QAM	Left	1 930.00	-26.866
		Right	1 995.00	-23.258
	64QAM	Left	1 930.00	-27.278
		Right	1 995.00	-22.597
	256QAM	Left	1 930.00	-27.539
		Right	1 995.00	-23.035

**Band edge of 5 MHz Bandwidth / 1 Carrier**

Port	Modulation	Point	Frequency (MHz)	Measured band edge (dBm)
Port 0	QPSK	Left	1 930.00	-27.879
		Right	1 995.00	-27.233
	16QAM	Left	1 930.00	-28.036
		Right	1 995.00	-25.637
	64QAM	Left	1 930.00	-28.214
		Right	1 995.00	-27.502
	256QAM	Left	1 930.00	-27.992
		Right	1 995.00	-25.829
Port 1	QPSK	Left	1 930.00	-26.540
		Right	1 995.00	-24.982
	16QAM	Left	1 930.00	-27.917
		Right	1 995.00	-25.431
	64QAM	Left	1 930.00	-27.704
		Right	1 995.00	-26.632
	256QAM	Left	1 930.00	-27.874
		Right	1 995.00	-25.567
Port 2	QPSK	Left	1 930.00	-27.256
		Right	1 995.00	-26.266
	16QAM	Left	1 930.00	-28.795
		Right	1 995.00	-27.906
	64QAM	Left	1 930.00	-28.289
		Right	1 995.00	-27.891
	256QAM	Left	1 930.00	-27.320
		Right	1 995.00	-26.268
Port 3	QPSK	Left	1 930.00	-28.301
		Right	1 995.00	-26.805

Port	Modulation	Point	Frequency (MHz)	Measured band edge (dBm)
	16QAM	Left	1 930.00	-29.454
		Right	1 995.00	-27.618
	64QAM	Left	1 930.00	-29.383
		Right	1 995.00	-26.423
	256QAM	Left	1 930.00	-28.686
		Right	1 995.00	-27.522

**Band edge of 5 MHz Bandwidth + 5 MHz Bandwidth / 2 Carriers**

Port	Modulation	Point	Frequency (MHz)	Measured band edge (dBm)
Port 0	QPSK	Left	1 930.00	-21.652
		Right	1 995.00	-22.154
	16QAM	Left	1 930.00	-22.005
		Right	1 995.00	-20.421
	64QAM	Left	1 930.00	-24.712
		Right	1 995.00	-20.419
	256QAM	Left	1 930.00	-22.016
		Right	1 995.00	-22.085
Port 1	QPSK	Left	1 930.00	-23.885
		Right	1 995.00	-22.652
	16QAM	Left	1 930.00	-24.018
		Right	1 995.00	-23.308
	64QAM	Left	1 930.00	-23.347
		Right	1 995.00	-23.180
	256QAM	Left	1 930.00	-24.396
		Right	1 995.00	-24.548
Port 2	QPSK	Left	1 930.00	-22.845
		Right	1 995.00	-21.955
	16QAM	Left	1 930.00	-24.354
		Right	1 995.00	-21.992
	64QAM	Left	1 930.00	-23.729
		Right	1 995.00	-24.180
	256QAM	Left	1 930.00	-24.243
		Right	1 995.00	-24.535
Port 3	QPSK	Left	1 930.00	-23.997
		Right	1 995.00	-22.041

Port	Modulation	Point	Frequency (MHz)	Measured band edge (dBm)
	16QAM	Left	1 930.00	-24.417
		Right	1 995.00	-22.957
	64QAM	Left	1 930.00	-24.593
		Right	1 995.00	-23.652
	256QAM	Left	1 930.00	-24.445
		Right	1 995.00	-22.979

**Spurious Emissions (Below 1 GHz) of 3 MHz Bandwidth / 1 Carrier**

Port	Mod.	Ch.	9 kHz ~ 150 kHz		150 kHz ~ 30 MHz		30 MHz ~ Low Edge-100 MHz		Low Edge – 100 MHz ~ Low Edge	
			Freq (kHz)	Emission (dBm)	Freq (kHz)	Emission (dBm)	Freq (MHz)	Emission (dBm)	Freq (MHz)	Emission (dBm)
0	QPSK	L	15.063	-35.554	284.325	-38.857	1607.07	-44.437	1926.76	-21.511
		M	38.046	-36.419	150.000	-38.032	1574.49	-44.685	1927.00	-26.323
		H	121.800	-34.209	334.075	-36.488	1356.51	-44.475	1925.06	-26.712
	16QAM	L	13.512	-36.179	851.475	-38.749	1607.52	-44.383	1927.00	-22.572
		M	126.171	-36.46	150.000	-38.139	1448.76	-44.723	1925.98	-27.073
		H	105.303	-34.467	284.325	-36.754	1609.41	-43.749	1926.08	-26.692
	64QAM	L	12.666	-36.245	169.900	-38.842	1773.75	-43.849	1926.27	-22.308
		M	17.178	-36.749	179.850	-37.667	1672.95	-44.953	1925.45	-27.761
		H	10.410	-35.087	413.675	-37.663	1824.24	-44.152	1925.98	-26.977
	256QAM	L	14.217	-36.175	448.500	-39.087	1692.21	-44.677	1926.85	-23.019
		M	14.781	-36.059	174.875	-38.885	1648.20	-44.241	1926.61	-27.659
		H	16.332	-34.509	194.775	-36.894	1640.37	-44.296	1925.64	-26.440
1	QPSK	L	28.035	-36.424	334.075	-38.847	1770.96	-44.474	1926.03	-20.690
		M	47.352	-36.604	164.925	-38.583	1769.25	-44.310	1926.32	-26.499
		H	14.922	-34.789	344.025	-36.815	1823.07	-44.542	1926.18	-27.247
	16QAM	L	69.207	-36.196	612.675	-38.874	1810.38	-44.484	1925.84	-22.066
		M	14.640	-35.837	269.400	-37.223	1764.30	-44.138	1926.32	-26.818
		H	45.660	-35.481	349.000	-37.699	1748.46	-43.921	1926.71	-27.633
	64QAM	L	11.679	-36.172	269.400	-38.827	1804.08	-44.866	1926.37	-21.541
		M	19.152	-35.556	214.675	-37.670	1778.88	-44.224	1926.03	-26.437
		H	20.985	-35.797	174.875	-37.701	1415.10	-44.168	1926.03	-26.753
	256QAM	L	135.054	-36.278	244.525	-38.825	1783.38	-43.985	1927.00	-21.423
		M	125.325	-35.833	224.625	-38.590	1622.91	-44.345	1926.95	-27.177
		H	134.067	-34.932	254.475	-38.019	1580.79	-44.346	1926.37	-26.938

Port	Mod.	Ch.	9 kHz ~ 150 kHz		150 kHz ~ 30 MHz		30 MHz ~ Low Edge-100 MHz		Low Edge – 100 MHz ~ Low Edge	
			Freq (kHz)	Emission (dBm)	Freq (kHz)	Emission (dBm)	Freq (MHz)	Emission (dBm)	Freq (MHz)	Emission (dBm)
2	QPSK	L	121.659	-35.852	304.225	-39.502	1815.60	-44.300	1926.71	-22.713
		M	122.082	-35.249	229.600	-38.910	1758.00	-44.184	1925.74	-27.496
		H	70.899	-36.701	433.575	-37.059	1591.50	-44.784	1926.27	-27.247
	16QAM	L	16.614	-36.922	244.525	-38.390	1808.13	-44.043	1926.85	-22.219
		M	45.378	-36.194	239.550	-38.913	1657.65	-44.338	1926.81	-26.616
		H	45.237	-35.290	179.850	-37.177	1788.24	-44.700	1927.00	-26.635
	64QAM	L	18.447	-36.068	199.750	-39.136	1778.61	-44.169	1926.42	-22.475
		M	124.902	-36.511	204.725	-38.596	1673.31	-44.003	1926.08	-26.795
		H	106.572	-35.994	150.000	-37.955	1779.33	-44.037	1925.59	-26.592
	256QAM	L	13.089	-35.843	443.525	-38.728	1795.35	-44.523	1926.76	-22.456
		M	122.223	-36.022	403.725	-38.584	1633.71	-44.378	1926.08	-26.645
		H	133.221	-36.060	214.675	-36.765	1806.78	-42.995	1925.45	-26.965
3	QPSK	L	28.035	-36.198	349.000	-39.230	1751.88	-44.147	1927.00	-23.155
		M	27.894	-36.602	637.550	-38.822	1807.77	-44.010	1926.81	-26.340
		H	122.223	-35.427	413.675	-37.992	1658.91	-44.438	1926.18	-26.919
	16QAM	L	121.095	-36.374	174.875	-39.404	1826.22	-44.445	1926.85	-23.574
		M	14.640	-35.513	403.725	-37.919	1803.90	-44.188	1925.40	-26.326
		H	15.627	-35.238	339.050	-37.629	1825.68	-44.518	1926.42	-26.663
	64QAM	L	119.685	-36.788	433.575	-39.063	1781.49	-44.680	1927.00	-22.643
		M	122.787	-36.465	418.650	-38.462	1709.22	-44.532	1925.74	-25.666
		H	15.204	-35.620	398.750	-37.599	1632.27	-44.041	1925.59	-27.004
	256QAM	L	14.922	-36.705	164.925	-38.421	1580.79	-44.392	1926.90	-23.437
		M	16.614	-36.206	349.000	-38.317	1734.78	-44.577	1926.32	-27.181
		H	122.364	-35.423	174.875	-37.987	1482.06	-44.847	1925.98	-25.767

\* This test report only contains the worst case plot data for each port and modulation.

**Spurious Emissions (Above 1 GHz) of 3 MHz Bandwidth / 1 Carrier**

Port	Mod.	Ch.	High Edge ~ High Edge + 100 MHz		High Edge + 100 MHz ~ 10 GHz		10 GHz ~ 26.5 GHz	
			Freq (MHz)	Emission (dBm)	Freq (MHz)	Emission (dBm)	Freq (MHz)	Emission (dBm)
0	QPSK	L	2085.20	-28.223	9929.65	-31.940	25523.20	-26.677
		M	2061.58	-29.022	9932.81	-32.068	25440.70	-26.419
		H	1998.19	-28.490	9953.36	-31.972	25431.21	-26.139
	16QAM	L	2036.02	-28.616	9920.16	-31.269	25524.03	-26.117
		M	2087.09	-29.331	9941.90	-31.900	25512.48	-26.096
		H	2070.60	-29.158	9923.32	-31.929	25499.69	-26.743
	64QAM	L	2050.77	-28.788	9969.17	-32.429	25478.65	-26.687
		M	2061.39	-29.235	9968.78	-31.824	25506.29	-26.575
		H	2033.65	-28.877	9979.05	-31.759	25395.33	-26.495
	256QAM	L	2058.43	-29.023	9986.56	-30.773	25509.18	-26.551
		M	2016.48	-28.477	9977.47	-31.568	25484.01	-26.027
		H	1998.00	-28.683	9944.67	-32.299	25407.29	-26.672
1	QPSK	L	2076.91	-29.343	9979.45	-31.845	25495.15	-26.696
		M	2066.92	-29.023	9958.89	-32.635	25459.68	-26.971
		H	1998.00	-27.604	9960.87	-31.825	25455.55	-26.255
	16QAM	L	2075.60	-29.254	6952.62	-32.239	25527.74	-26.955
		M	1998.73	-28.968	9983.40	-31.825	25397.39	-26.758
		H	1998.19	-27.146	9973.91	-32.230	25488.14	-26.524
	64QAM	L	2070.60	-29.207	9995.65	-31.830	25482.36	-26.963
		M	2068.37	-28.732	9960.87	-31.768	25478.24	-26.704
		H	1998.19	-26.795	9969.17	-31.519	25480.71	-26.090
	256QAM	L	2073.61	-28.975	9954.94	-31.687	25478.65	-26.571
		M	2038.30	-29.281	9956.13	-31.790	25502.58	-26.731
		H	1998.05	-27.152	9960.48	-31.788	25503.40	-26.542

Port	Mod.	Ch.	High Edge ~ High Edge + 100 MHz		High Edge + 100 MHz ~ 10 GHz		10 GHz ~ 26.5 GHz	
			Freq (MHz)	Emission (dBm)	Freq (MHz)	Emission (dBm)	Freq (MHz)	Emission (dBm)
2	QPSK	L	2022.74	-28.917	9962.45	-31.690	25571.46	-26.551
		M	2034.13	-28.766	9997.63	-32.003	25496.80	-26.170
		H	1998.00	-29.059	9937.16	-31.397	25461.74	-26.565
	16QAM	L	2073.90	-28.639	9925.69	-32.239	25527.33	-26.802
		M	2044.51	-28.465	9826.49	-31.827	25501.75	-26.723
		H	2031.37	-29.028	9965.61	-32.102	25479.89	-26.599
	64QAM	L	2070.36	-28.760	9949.80	-32.078	25517.84	-26.660
		M	2029.96	-29.112	9956.92	-31.791	25508.76	-26.566
		H	1998.19	-28.129	9946.64	-32.504	25493.09	-26.185
	256QAM	L	2083.26	-28.809	9993.28	-31.871	25506.29	-26.823
		M	2047.23	-29.271	9950.59	-31.498	25501.75	-26.682
		H	2064.45	-28.858	9958.89	-32.258	25482.36	-26.735
3	QPSK	L	2005.03	-28.085	9948.22	-31.714	25473.70	-26.204
		M	2072.40	-29.325	9975.10	-31.656	25513.71	-26.306
		H	1998.00	-27.535	9934.39	-31.348	25487.73	-26.774
	16QAM	L	2080.79	-29.004	9963.24	-31.752	25505.05	-26.961
		M	2087.09	-28.771	9967.98	-32.274	25510.00	-26.520
		H	1998.00	-27.567	9985.77	-32.376	25465.45	-26.110
	64QAM	L	2008.04	-29.025	9827.28	-32.166	25472.88	-26.612
		M	2021.28	-28.691	9784.19	-32.332	25466.28	-26.475
		H	2011.73	-29.119	9957.31	-31.081	25557.85	-26.621
	256QAM	L	2087.53	-29.582	6948.27	-32.378	25474.11	-26.583
		M	2088.40	-29.381	9949.80	-31.557	25558.68	-26.561
		H	1998.05	-28.436	9954.94	-31.862	25461.33	-26.435

\* This test report only contains the worst case plot data for each port and modulation.

**Spurious Emissions (Below 1 GHz) of 3 MHz Bandwidth + 5 MHz Bandwidth / 2 Carriers**

Port	Mod.	Ch.	9 kHz ~ 150 kHz		150 kHz ~ 30 MHz		30 MHz ~ Low Edge-100 MHz		Low Edge – 100 MHz ~ Low Edge	
			Freq (kHz)	Emission (dBm)	Freq (kHz)	Emission (dBm)	Freq (MHz)	Emission (dBm)	Freq (MHz)	Emission (dBm)
0	QPSK	L	75.834	-31.724	592.775	-35.688	1768.26	-44.245	1919.82	-29.974
		M	76.398	-33.237	349.000	-34.864	1792.65	-44.566	1924.95	-27.600
		H	75.411	-32.065	448.500	-33.464	1789.77	-44.641	1902.96	-29.285
	16QAM	L	12.948	-32.879	1080.325	-34.583	1597.98	-43.934	1924.57	-21.691
		M	33.816	-32.867	771.875	-35.159	1747.02	-43.902	1924.62	-28.320
		H	70.476	-31.368	398.750	-33.299	1767.63	-43.885	1925.00	-27.809
	64QAM	L	58.914	-34.334	448.500	-34.595	1449.12	-44.138	1924.95	-21.385
		M	56.376	-33.427	1169.875	-35.367	1813.44	-44.269	1924.91	-26.826
		H	12.384	-32.858	239.550	-32.366	1740.99	-44.200	1919.25	-29.348
	256QAM	L	122.928	-33.324	1557.925	-35.425	1675.56	-44.466	1925.00	-20.967
		M	107.277	-33.060	294.275	-35.328	1803.90	-43.749	1924.91	-26.726
		H	104.034	-32.386	204.725	-33.674	1676.46	-43.736	1924.95	-29.137
1	QPSK	L	91.767	-33.644	234.575	-35.012	1776.81	-43.879	1924.95	-21.959
		M	76.116	-32.805	483.325	-35.440	1791.57	-44.255	1924.19	-28.016
		H	75.552	-31.105	528.100	-33.748	1624.08	-44.005	1925.00	-28.565
	16QAM	L	70.758	-32.961	403.725	-35.967	1828.11	-44.304	1924.86	-22.418
		M	70.335	-32.462	383.825	-35.293	1782.39	-43.909	1924.62	-26.537
		H	70.758	-30.586	179.850	-33.482	1640.28	-44.582	1924.81	-28.462
	64QAM	L	93.318	-34.069	299.250	-34.187	1647.48	-44.380	1924.86	-23.186
		M	56.235	-33.776	667.400	-35.435	1672.32	-44.501	1924.24	-26.001
		H	30.291	-32.385	950.975	-33.187	1709.94	-44.259	1925.00	-28.060
	256QAM	L	87.396	-32.941	194.775	-35.374	1786.53	-44.275	1924.86	-21.596
		M	124.761	-32.514	199.750	-34.900	1677.72	-44.019	1924.57	-26.754
		H	106.713	-31.450	150.000	-34.041	1789.86	-44.155	1925.00	-28.470

Port	Mod.	Ch.	9 kHz ~ 150 kHz		150 kHz ~ 30 MHz		30 MHz ~ Low Edge-100 MHz		Low Edge – 100 MHz ~ Low Edge	
			Freq (kHz)	Emission (dBm)	Freq (kHz)	Emission (dBm)	Freq (MHz)	Emission (dBm)	Freq (MHz)	Emission (dBm)
2	QPSK	L	87.537	-34.420	557.950	-35.721	1631.64	-44.595	1925.00	-20.304
		M	75.552	-32.912	229.600	-34.764	1772.76	-44.502	1924.15	-28.687
		H	75.975	-33.202	483.325	-34.753	1759.08	-44.333	1924.91	-29.026
	16QAM	L	70.758	-32.817	980.825	-35.275	1329.51	-43.860	1924.81	-23.170
		M	105.726	-33.148	204.725	-34.869	1698.51	-44.557	1924.57	-28.758
		H	87.537	-33.137	224.625	-34.472	1660.53	-43.526	1924.72	-28.691
	64QAM	L	19.011	-34.196	3995.675	-35.942	1612.74	-44.114	1924.86	-21.175
		M	10.551	-33.851	214.675	-34.366	1780.77	-44.294	1924.67	-28.342
		H	58.491	-32.807	543.025	-34.332	1641.90	-43.919	1924.67	-29.544
	256QAM	L	106.572	-32.956	334.075	-35.848	1812.54	-44.276	1924.81	-20.847
		M	126.735	-34.251	304.225	-34.854	1809.30	-43.963	1924.95	-26.358
		H	103.893	-32.403	1015.650	-34.287	1660.89	-44.123	1924.81	-29.089
3	QPSK	L	105.867	-33.795	1547.975	-34.928	1656.21	-43.796	1924.86	-20.909
		M	51.018	-34.024	234.575	-35.099	1782.12	-43.695	1923.62	-28.250
		H	75.693	-30.743	234.575	-33.960	1593.66	-43.758	1924.91	-28.725
	16QAM	L	105.303	-32.417	1279.325	-35.537	1794.90	-44.472	1924.15	-21.716
		M	33.675	-32.736	841.525	-35.118	1650.09	-43.098	1924.91	-28.160
		H	13.371	-31.575	1149.975	-34.185	1769.70	-44.436	1924.91	-27.308
	64QAM	L	119.826	-33.993	607.700	-35.870	1681.77	-44.018	1924.72	-21.379
		M	58.350	-34.346	229.600	-35.012	1754.67	-43.939	1924.95	-27.716
		H	49.467	-32.412	896.250	-33.850	1652.16	-44.378	1924.00	-28.753
	256QAM	L	32.547	-33.070	866.400	-35.904	1808.85	-44.135	1924.76	-22.189
		M	107.418	-33.588	732.075	-35.494	1796.70	-44.234	1924.53	-28.810
		H	15.345	-31.571	413.675	-33.710	1739.01	-44.354	1924.48	-28.230

\* This test report only contains the worst case plot data for each port and modulation.

**Spurious Emissions (Above 1 GHz) of 3 MHz Bandwidth + 5 MHz Bandwidth / 2 Carriers**

Port	Mod.	Ch.	High Edge ~ High Edge + 100 MHz		High Edge + 100 MHz ~ 10 GHz		10 GHz ~ 26.5 GHz	
			Freq (MHz)	Emission (dBm)	Freq (MHz)	Emission (dBm)	Freq (MHz)	Emission (dBm)
0	QPSK	L	2066.82	-29.259	9991.70	-32.213	25485.66	-26.747
		M	2023.46	-29.090	9983.79	-31.586	25517.01	-26.536
		H	2060.95	-28.962	10000.00	-32.317	25508.35	-26.586
	16QAM	L	2061.20	-29.354	9973.12	-32.114	25440.29	-26.545
		M	2023.17	-29.462	9951.78	-31.584	25514.54	-26.605
		H	1998.29	-27.558	9962.85	-31.660	25438.64	-26.750
	64QAM	L	2021.81	-29.362	9957.31	-31.197	25432.04	-26.371
		M	2084.91	-29.199	9943.87	-32.528	25488.96	-26.641
		H	1998.05	-27.785	9949.01	-31.971	25545.89	-26.779
	256QAM	L	2060.57	-28.143	9938.34	-31.957	25462.98	-26.516
		M	2053.58	-29.362	9807.12	-32.251	25497.63	-26.511
		H	1998.05	-28.837	9911.86	-32.066	25552.49	-25.501
1	QPSK	L	2058.58	-28.930	9994.86	-31.818	25484.01	-26.492
		M	2047.86	-29.089	9836.76	-31.613	25529.39	-26.270
		H	1998.00	-25.216	9942.29	-32.385	25507.53	-26.359
	16QAM	L	2028.12	-29.208	9933.99	-31.559	25513.71	-26.508
		M	2084.91	-28.663	9945.85	-31.438	25498.45	-26.267
		H	1998.39	-28.144	9959.29	-31.555	25444.41	-26.360
	64QAM	L	2047.57	-28.934	9925.69	-31.669	25474.94	-26.223
		M	2006.00	-29.001	9958.89	-31.373	25470.40	-26.561
		H	1998.00	-27.399	9945.06	-32.078	25434.51	-26.193
	256QAM	L	2034.67	-29.236	9939.53	-31.553	25476.18	-26.872
		M	2083.80	-28.907	9906.72	-31.422	25449.78	-26.375
		H	1998.00	-27.230	9937.16	-31.597	25486.08	-26.470

Port	Mod.	Ch.	High Edge ~ High Edge + 100 MHz		High Edge + 100 MHz ~ 10 GHz		10 GHz ~ 26.5 GHz	
			Freq (MHz)	Emission (dBm)	Freq (MHz)	Emission (dBm)	Freq (MHz)	Emission (dBm)
2	QPSK	L	2021.23	-28.998	9928.86	-32.173	25460.91	-26.586
		M	2053.10	-29.416	9994.86	-31.701	25474.94	-25.761
		H	1998.24	-24.530	9958.50	-30.941	25428.33	-26.585
	16QAM	L	2057.61	-29.628	9974.70	-32.274	25477.00	-26.289
		M	2049.65	-29.465	9971.94	-31.431	25452.25	-26.342
		H	1998.00	-25.050	9944.27	-31.481	25569.40	-26.647
	64QAM	L	2069.97	-29.589	9946.25	-32.217	25501.34	-26.027
		M	1998.19	-29.493	9967.59	-31.266	25457.61	-26.462
		H	1998.00	-25.607	9964.82	-30.912	25467.51	-26.466
	256QAM	L	2032.14	-29.171	9959.29	-31.787	25554.55	-26.952
		M	2093.79	-29.218	9941.90	-31.863	25496.80	-26.384
		H	1998.05	-24.995	9960.48	-32.046	25476.59	-26.576
3	QPSK	L	2003.09	-29.349	9331.63	-31.945	25501.75	-26.716
		M	2057.36	-28.785	9977.47	-31.962	25455.14	-26.706
		H	1998.15	-22.770	9942.69	-32.341	25540.94	-26.873
	16QAM	L	2072.50	-28.974	9945.85	-31.877	25508.76	-26.778
		M	1998.19	-28.003	9942.29	-30.894	25515.36	-26.978
		H	1998.10	-24.883	9824.51	-31.502	25531.04	-26.565
	64QAM	L	2037.82	-29.147	9931.62	-32.266	25439.88	-26.694
		M	2047.13	-29.271	9979.45	-31.836	25441.94	-26.777
		H	1998.00	-25.276	9936.76	-32.334	25490.61	-26.421
	256QAM	L	2009.83	-28.391	9943.08	-31.887	25490.20	-26.850
		M	2049.80	-29.217	9941.11	-31.597	25459.68	-26.183
		H	1998.15	-26.819	9952.97	-32.165	25472.88	-26.491

\* This test report only contains the worst case plot data for each port and modulation.

**Spurious Emissions (Below 1 GHz) of 20 MHz Bandwidth / 1 Carrier**

Port	Mod.	Ch.	9 kHz ~ 150 kHz		150 kHz ~ 30 MHz		30 MHz ~ Low Edge-100 MHz		Low Edge – 100 MHz ~ Low Edge	
			Freq (kHz)	Emission (dBm)	Freq (kHz)	Emission (dBm)	Freq (MHz)	Emission (dBm)	Freq (MHz)	Emission (dBm)
0	QPSK	L	71.181	-35.922	3289.225	-36.604	1803.09	-43.723	1905.80	-29.346
		M	74.424	-35.692	169.900	-36.784	1248.15	-44.433	1851.12	-30.171
		H	130.683	-33.885	1348.975	-35.075	1759.71	-43.874	1838.44	-29.786
	16QAM	L	131.247	-33.758	1229.575	-36.546	1782.48	-43.821	1857.48	-30.042
		M	96.138	-35.748	3488.225	-36.552	1770.96	-43.162	1900.92	-30.060
		H	11.538	-34.626	4722.025	-35.070	1802.73	-44.544	1894.04	-29.402
	64QAM	L	77.385	-35.419	3060.375	-36.800	1662.24	-43.870	1849.08	-29.850
		M	56.658	-35.078	368.900	-36.489	1616.16	-43.074	1861.52	-29.483
		H	15.204	-34.394	876.350	-35.322	1643.97	-43.824	1887.56	-29.670
	256QAM	L	104.034	-34.819	1697.225	-36.639	1650.09	-43.668	1849.08	-29.755
		M	130.824	-34.83	2164.875	-36.667	1780.05	-44.200	1857.16	-30.160
		H	119.262	-34.670	478.350	-35.881	1658.01	-43.616	1865.84	-30.306
1	QPSK	L	74.565	-34.809	398.750	-36.450	1812.36	-43.598	1872.24	-29.423
		M	130.683	-32.863	194.775	-36.918	1721.91	-44.265	1909.72	-29.410
		H	130.824	-34.081	204.725	-36.335	1786.89	-43.653	1849.68	-30.210
	16QAM	L	30.009	-34.244	1339.025	-36.503	1719.75	-43.571	1890.80	-29.646
		M	135.054	-34.559	4324.025	-36.460	1758.09	-43.604	1909.24	-29.442
		H	16.191	-34.309	194.775	-36.060	1645.05	-44.513	1887.84	-30.105
	64QAM	L	132.093	-34.611	154.975	-36.758	1808.58	-44.087	1837.96	-29.986
		M	29.163	-35.012	602.725	-36.737	1773.48	-43.814	1907.00	-29.400
		H	89.793	-34.119	264.425	-35.434	1581.87	-43.989	1870.64	-29.819
	256QAM	L	104.175	-34.759	3090.225	-36.704	1823.70	-44.236	1875.04	-29.983
		M	124.197	-34.788	274.375	-36.401	1816.95	-44.095	1864.12	-29.734
		H	17.601	-34.577	159.950	-36.083	1781.13	-44.274	1861.40	-29.345

Port	Mod.	Ch.	9 kHz ~ 150 kHz		150 kHz ~ 30 MHz		30 MHz ~ Low Edge-100 MHz		Low Edge – 100 MHz ~ Low Edge	
			Freq (kHz)	Emission (dBm)	Freq (kHz)	Emission (dBm)	Freq (MHz)	Emission (dBm)	Freq (MHz)	Emission (dBm)
2	QPSK	L	128.145	-33.279	3602.650	-36.735	1796.70	-43.822	1860.40	-29.784
		M	112.212	-35.464	433.575	-37.264	1746.66	-43.942	1876.52	-29.699
		H	130.824	-34.419	2940.975	-35.405	1576.29	-44.054	1854.56	-30.134
	16QAM	L	128.004	-33.276	154.975	-36.692	1812.90	-43.184	1892.68	-29.999
		M	11.961	-35.012	1438.525	-37.043	1620.03	-43.485	1833.28	-29.793
		H	15.627	-33.713	398.750	-36.331	1793.01	-44.615	1871.52	-29.936
	64QAM	L	98.817	-34.164	901.225	-36.150	1770.33	-44.205	1904.20	-29.940
		M	35.226	-35.57	667.400	-37.253	1593.75	-44.046	1895.16	-29.706
		H	130.824	-33.213	1393.750	-36.409	1745.22	-44.197	1889.36	-30.044
	256QAM	L	133.926	-35.238	483.325	-37.019	1607.88	-43.431	1895.16	-29.680
		M	10.833	-33.861	1344.000	-36.384	1824.96	-44.104	1871.08	-30.348
		H	130.824	-34.586	528.100	-35.578	1720.02	-43.984	1840.24	-30.154
3	QPSK	L	128.145	-27.604	154.975	-36.876	1361.73	-44.130	1872.16	-30.199
		M	74.424	-34.928	3831.500	-36.741	1753.41	-43.658	1901.48	-29.847
		H	130.542	-34.477	1891.250	-36.117	1638.84	-43.977	1835.40	-29.671
	16QAM	L	127.722	-29.842	150.000	-36.533	1730.91	-43.828	1895.64	-29.713
		M	128.004	-35.448	796.750	-37.530	1579.17	-44.148	1849.84	-30.246
		H	29.445	-34.191	622.625	-34.965	1596.81	-44.400	1881.48	-29.737
	64QAM	L	127.722	-32.509	841.525	-36.848	1798.59	-43.556	1847.80	-30.137
		M	133.644	-33.542	174.875	-36.365	1644.42	-44.072	1875.48	-30.035
		H	131.388	-33.094	1448.475	-35.594	1677.99	-43.619	1841.28	-29.939
	256QAM	L	127.581	-33.806	154.975	-35.692	1655.85	-43.855	1837.52	-29.771
		M	63.144	-34.969	1473.350	-37.234	1807.59	-44.180	1833.72	-30.283
		H	130.965	-33.493	164.925	-36.130	1782.66	-44.349	1895.04	-29.721

\* This test report only contains the worst case plot data for each port and modulation.

**Spurious Emissions (Above 1 GHz) of 20 MHz Bandwidth / 1 Carrier**

Port	Mod.	Ch.	High Edge ~ High Edge + 100 MHz		High Edge + 100 MHz ~ 10 GHz		10 GHz ~ 26.5 GHz	
			Freq (MHz)	Emission (dBm)	Freq (MHz)	Emission (dBm)	Freq (MHz)	Emission (dBm)
0	QPSK	L	2031.08	-28.935	9943.87	-31.702	25483.19	-26.228
		M	2064.40	-28.661	9956.52	-32.414	25446.89	-26.204
		H	2067.16	-28.434	9946.64	-31.273	25486.49	-26.824
	16QAM	L	2070.76	-29.376	9921.35	-31.145	25546.71	-25.895
		M	2032.44	-28.941	9976.68	-31.257	25524.44	-26.071
		H	2044.48	-29.211	9962.85	-31.906	25524.03	-26.535
	64QAM	L	2038.64	-28.744	9948.22	-31.852	25496.39	-26.134
		M	2082.32	-28.851	9979.05	-31.663	25449.78	-26.138
		H	2051.48	-28.191	9952.97	-31.726	25486.90	-25.967
	256QAM	L	2074.56	-29.125	9992.89	-31.696	25450.60	-26.803
		M	2095.00	-27.842	9924.11	-30.878	25441.11	-26.432
		H	2081.80	-29.054	9957.71	-31.700	25526.91	-26.383
1	QPSK	L	2093.64	-29.505	9969.17	-31.987	25481.13	-26.231
		M	2047.56	-29.070	9941.50	-32.096	25489.38	-25.380
		H	2090.36	-29.356	9909.88	-31.769	25441.11	-26.061
	16QAM	L	2076.20	-29.373	9971.54	-31.781	25509.59	-26.266
		M	2064.24	-29.450	9932.02	-31.600	25469.99	-25.876
		H	2050.64	-28.833	9962.45	-31.201	25517.01	-26.959
	64QAM	L	2070.48	-29.360	9943.08	-31.762	25456.79	-26.161
		M	2085.04	-28.840	9796.45	-32.097	25540.94	-26.050
		H	2024.84	-29.201	9932.41	-31.558	25456.38	-26.457
	256QAM	L	2055.60	-28.899	9929.65	-30.605	25466.28	-26.389
		M	2072.92	-29.266	9917.00	-31.696	25480.71	-26.160
		H	2043.40	-28.868	9954.94	-31.932	25441.94	-26.521

Port	Mod.	Ch.	High Edge ~ High Edge + 100 MHz		High Edge + 100 MHz ~ 10 GHz		10 GHz ~ 26.5 GHz	
			Freq (MHz)	Emission (dBm)	Freq (MHz)	Emission (dBm)	Freq (MHz)	Emission (dBm)
2	QPSK	L	2047.00	-29.156	9942.69	-31.689	25533.51	-26.045
		M	2020.96	-28.875	9972.33	-32.419	25501.75	-25.093
		H	2039.00	-28.877	9940.32	-31.612	25497.21	-26.615
	16QAM	L	2037.00	-29.038	9944.67	-31.980	25492.26	-25.709
		M	2056.76	-28.266	9980.24	-31.388	25447.30	-26.650
		H	2059.20	-29.205	9933.99	-31.276	25419.66	-26.611
	64QAM	L	2084.76	-28.732	9940.32	-31.201	25493.50	-25.918
		M	2052.36	-28.655	9954.55	-31.983	25524.03	-26.388
		H	2071.40	-28.898	9928.86	-31.228	25500.51	-25.661
	256QAM	L	2024.48	-28.447	9943.48	-31.926	25427.09	-26.191
		M	2056.00	-29.544	9965.61	-31.583	25469.58	-26.714
		H	2069.20	-28.597	9937.16	-31.556	25447.71	-26.307
3	QPSK	L	2035.28	-29.473	9986.17	-31.385	25480.30	-26.416
		M	2038.96	-29.183	9956.92	-31.666	25476.18	-26.565
		H	2057.08	-29.333	9917.00	-31.841	25494.33	-25.805
	16QAM	L	2027.56	-29.355	9958.10	-31.468	25573.94	-26.623
		M	2060.52	-29.145	9869.96	-31.968	25519.90	-26.448
		H	2028.60	-28.999	9820.16	-32.141	25525.68	-26.441
	64QAM	L	2053.88	-28.444	9790.91	-32.227	25437.40	-26.487
		M	2078.12	-28.717	9946.25	-32.303	25526.50	-26.432
		H	2093.56	-28.927	9948.62	-32.267	25423.38	-25.564
	256QAM	L	2068.52	-29.413	9937.16	-31.678	25557.44	-26.291
		M	2041.64	-29.594	9989.72	-31.227	25500.51	-25.927
		H	2082.16	-29.036	9943.87	-31.625	25506.29	-26.357

\* This test report only contains the worst case plot data for each port and modulation.

**Spuious Emissions (Below 1 GHz) of 20 MHz Bandwidth + 5 MHz Bandwidth / 2 Carriers**

Port	Mod.	Ch.	9 kHz ~ 150 kHz		150 kHz ~ 30 MHz		30 MHz ~ Low Edge-100 MHz		Low Edge – 100 MHz ~ Low Edge	
			Freq (kHz)	Emission (dBm)	Freq (kHz)	Emission (dBm)	Freq (MHz)	Emission (dBm)	Freq (MHz)	Emission (dBm)
0	QPSK	L	29.163	-34.940	528.100	-35.450	1782.30	-43.625	1839.28	-30.043
		M	130.683	-33.948	154.975	-35.426	1661.16	-44.452	1866.56	-30.241
		H	58.350	-32.665	458.450	-34.922	1804.62	-43.846	1898.08	-30.231
	16QAM	L	130.683	-34.818	304.225	-36.279	1507.26	-44.438	1839.40	-29.983
		M	146.193	-33.570	662.425	-35.977	1579.53	-43.433	1843.32	-29.827
		H	38.751	-32.036	398.750	-34.341	1774.47	-43.320	1864.16	-30.550
	64QAM	L	96.843	-33.751	324.125	-36.504	1659.00	-43.811	1888.92	-29.844
		M	69.066	-34.214	174.875	-35.617	1524.90	-44.242	1864.28	-29.863
		H	112.635	-33.254	552.975	-34.778	1729.92	-43.763	1908.24	-30.072
256QAM	L	35.085	-34.149	936.050	-35.949	1656.84	-43.664	1840.24	-29.709	
	M	45.378	-33.096	214.675	-35.906	1730.46	-44.075	1869.00	-30.170	
	H	45.519	-32.795	478.350	-34.870	1576.29	-44.166	1841.48	-29.556	
1	QPSK	L	16.050	-34.173	766.900	-35.742	1395.12	-43.543	1846.36	-29.727
		M	27.330	-33.968	602.725	-36.651	1658.19	-44.540	1849.92	-29.970
		H	74.847	-33.697	448.500	-35.281	1656.93	-44.533	1850.92	-30.380
	16QAM	L	90.639	-33.752	324.125	-35.879	1788.42	-43.384	1890.60	-29.880
		M	83.871	-33.711	408.700	-36.582	1728.75	-43.812	1841.52	-29.644
		H	74.565	-33.182	179.850	-35.244	1669.35	-44.546	1870.04	-29.782
	64QAM	L	121.800	-34.560	781.825	-36.314	1791.75	-44.128	1860.36	-29.062
		M	61.593	-34.118	284.325	-36.444	1686.45	-44.208	1830.36	-30.100
		H	47.916	-32.834	751.975	-35.122	1734.06	-43.480	1908.04	-30.052
256QAM	L	119.685	-34.616	970.875	-36.145	1714.80	-44.138	1896.16	-29.863	
	M	130.965	-33.418	737.050	-34.545	1807.68	-44.014	1831.36	-30.419	
	H	45.801	-32.465	1363.900	-34.347	1716.33	-44.802	1839.72	-29.889	

Port	Mod.	Ch.	9 kHz ~ 150 kHz		150 kHz ~ 30 MHz		30 MHz ~ Low Edge-100 MHz		Low Edge – 100 MHz ~ Low Edge	
			Freq (kHz)	Emission (dBm)	Freq (kHz)	Emission (dBm)	Freq (MHz)	Emission (dBm)	Freq (MHz)	Emission (dBm)
2	QPSK	L	75.129	-35.11	179.850	-36.965	1624.62	-43.568	1864.88	-30.184
		M	130.824	-33.948	159.950	-36.646	1570.44	-43.969	1855.76	-30.180
		H	74.847	-32.736	518.150	-35.582	1770.42	-44.073	1900.32	-29.405
	16QAM	L	73.719	-34.399	184.825	-36.098	1812.36	-43.590	1862.56	-29.908
		M	130.260	-33.532	1020.625	-35.836	1657.20	-44.733	1866.00	-29.930
		H	30.150	-33.612	150.000	-34.330	1604.28	-43.956	1852.32	-29.873
	64QAM	L	61.452	-35.077	194.775	-36.953	1681.32	-43.647	1863.68	-29.766
		M	119.826	-34.511	468.400	-36.557	1709.76	-44.079	1874.80	-29.598
		H	58.068	-33.203	314.175	-33.544	1724.61	-43.699	1905.40	-29.096
	256QAM	L	124.056	-34.549	299.250	-36.779	1758.45	-44.193	1876.16	-30.195
		M	131.247	-34.315	931.075	-35.856	1824.78	-43.942	1908.68	-30.060
		H	91.767	-33.806	309.200	-35.083	1660.26	-43.896	1883.84	-30.060
3	QPSK	L	15.627	-34.832	304.225	-35.727	1779.51	-43.865	1852.40	-30.035
		M	28.458	-34.445	766.900	-35.632	1590.69	-44.323	1908.60	-29.979
		H	127.863	-30.837	314.175	-34.835	1605.45	-43.954	1830.64	-29.813
	16QAM	L	91.203	-34.527	234.575	-35.870	1483.59	-44.742	1873.64	-30.056
		M	72.732	-33.185	219.650	-35.438	1388.19	-44.592	1903.24	-30.215
		H	127.863	-31.243	154.975	-34.877	1800.93	-43.959	1832.24	-29.519
	64QAM	L	61.170	-34.573	279.350	-36.901	1737.93	-44.213	1871.04	-29.272
		M	61.452	-33.101	901.225	-36.551	1662.87	-43.995	1907.64	-29.392
		H	127.158	-33.112	259.450	-34.696	1778.07	-43.707	1900.96	-29.673
	256QAM	L	135.336	-34.532	612.675	-36.009	1657.92	-44.615	1862.92	-30.133
		M	85.422	-33.836	975.850	-36.537	1772.04	-44.398	1881.92	-30.001
		H	127.440	-30.376	159.950	-34.916	1746.75	-44.062	1891.84	-29.690

\* This test report only contains the worst case plot data for each port and modulation.

**Spurious Emissions (Above 1 GHz) of 20 MHz Bandwidth + 5 MHz Bandwidth / 2 Carriers**

Port	Mod.	Ch.	High Edge ~ High Edge + 100 MHz		High Edge + 100 MHz ~ 10 GHz		10 GHz ~ 26.5 GHz	
			Freq (MHz)	Emission (dBm)	Freq (MHz)	Emission (dBm)	Freq (MHz)	Emission (dBm)
0	QPSK	L	2050.56	-29.242	9990.91	-31.810	25522.79	-26.637
		M	2070.87	-29.776	9954.94	-31.485	25432.04	-26.308
		H	2026.98	-29.081	9966.40	-32.245	25488.55	-26.671
	16QAM	L	2056.52	-29.105	9947.43	-32.293	25464.63	-26.230
		M	2042.56	-29.350	9940.32	-31.831	25610.24	-26.239
		H	2009.26	-29.507	9987.35	-31.494	25532.69	-26.316
	64QAM	L	2046.20	-29.193	9818.98	-31.569	25512.48	-26.273
		M	2081.04	-28.698	9928.06	-31.501	25548.78	-26.541
		H	2078.71	-28.566	9934.78	-31.366	25463.39	-26.477
	256QAM	L	2046.44	-28.947	9992.10	-32.085	25504.23	-25.708
		M	2073.48	-29.282	9946.25	-31.295	25413.48	-26.456
		H	2048.64	-29.243	9948.62	-31.626	25513.30	-26.181
1	QPSK	L	2022.37	-28.809	9953.76	-31.748	25549.60	-26.673
		M	2049.92	-29.476	9948.62	-30.724	25481.13	-26.472
		H	2058.33	-29.286	9929.25	-31.375	25545.06	-26.309
	16QAM	L	2043.70	-29.385	9992.89	-31.487	25474.53	-26.297
		M	2071.25	-29.428	9959.29	-31.363	25460.50	-26.019
		H	2017.77	-29.162	9972.33	-31.304	25511.24	-26.312
	64QAM	L	2039.00	-29.327	9880.63	-31.857	25457.20	-26.076
		M	2078.42	-29.351	9960.87	-31.642	25492.26	-26.012
		H	2001.19	-29.089	9996.05	-31.954	25505.46	-26.814
	256QAM	L	2018.38	-28.937	9957.71	-31.552	25444.83	-26.180
		M	2062.04	-29.090	9939.92	-31.659	25503.40	-26.533
		H	2091.11	-29.254	9992.49	-31.706	25458.85	-26.532

Port	Mod.	Ch.	High Edge ~ High Edge + 100 MHz		High Edge + 100 MHz ~ 10 GHz		10 GHz ~ 26.5 GHz	
			Freq (MHz)	Emission (dBm)	Freq (MHz)	Emission (dBm)	Freq (MHz)	Emission (dBm)
2	QPSK	L	2062.13	-29.451	9928.06	-31.124	25462.56	-26.124
		M	2064.32	-28.514	9946.25	-32.073	25491.85	-26.748
		H	2040.95	-28.874	9963.24	-32.442	25482.36	-26.615
	16QAM	L	2054.15	-29.311	9940.32	-31.654	25571.05	-26.755
		M	2016.96	-29.169	9918.58	-31.880	25472.88	-26.538
		H	2066.26	-28.648	9947.43	-31.206	25463.39	-25.994
	64QAM	L	2056.81	-28.756	9957.31	-31.779	25518.25	-26.560
		M	2039.38	-28.647	9950.20	-31.514	25503.40	-26.460
		H	2073.48	-29.183	9958.89	-32.119	25495.15	-25.767
	256QAM	L	2022.90	-29.482	9802.38	-31.645	25462.98	-25.672
		M	2089.30	-29.207	9924.51	-31.666	25480.30	-26.604
		H	2001.52	-29.450	9981.03	-32.434	25543.83	-26.480
3	QPSK	L	2022.37	-28.822	9947.43	-31.571	25505.46	-26.374
		M	2035.01	-28.969	9996.44	-31.379	25464.21	-26.060
		H	2029.12	-28.759	9962.06	-31.776	25529.39	-26.397
	16QAM	L	2090.82	-29.202	9959.68	-31.610	25442.76	-26.425
		M	2030.59	-28.965	9937.95	-31.746	25451.43	-26.435
		H	2036.81	-29.468	9959.68	-32.242	25443.59	-25.835
	64QAM	L	2058.85	-28.925	9941.11	-30.678	25488.14	-26.271
		M	2058.38	-28.542	9986.56	-32.052	25458.85	-26.240
		H	2009.31	-29.465	9972.33	-31.464	25508.76	-26.456
	256QAM	L	2016.86	-29.290	9968.38	-30.657	25427.09	-26.229
		M	2053.11	-28.973	9938.74	-32.047	25458.03	-26.263
		H	2040.95	-28.677	9959.29	-30.944	25507.53	-26.509

\* This test report only contains the worst case plot data for each port and modulation.

**Spurious Emissions (Below 1 GHz) of 5 MHz Bandwidth / 1 Carrier**

Port	Mod.	Ch.	9 kHz ~ 150 kHz		150 kHz ~ 30 MHz		30 MHz ~ Low Edge-100 MHz		Low Edge – 100 MHz ~ Low Edge	
			Freq (kHz)	Emission (dBm)	Freq (kHz)	Emission (dBm)	Freq (MHz)	Emission (dBm)	Freq (MHz)	Emission (dBm)
0	QPSK	L	76.257	-34.669	732.075	-36.701	1761.24	-44.602	1925.00	-24.210
		M	56.376	-35.575	408.700	-37.522	1724.34	-44.633	1924.67	-28.090
		H	42.135	-34.014	523.125	-35.184	1789.95	-44.987	1924.38	-27.579
	16QAM	L	26.625	-33.967	1000.725	-36.957	1704.09	-44.455	1925.00	-23.494
		M	45.801	-34.432	518.150	-37.254	1501.50	-44.716	1924.95	-27.580
		H	10.692	-32.766	154.975	-35.150	1790.04	-44.168	1924.43	-28.706
	64QAM	L	30.996	-35.756	1040.525	-37.028	1806.78	-43.992	1924.91	-24.304
		M	120.390	-33.909	184.825	-36.599	1781.85	-44.354	1924.86	-28.418
		H	15.909	-33.942	154.975	-35.946	1813.89	-44.525	1924.95	-28.983
	256QAM	L	134.913	-34.245	1164.900	-37.615	1675.02	-44.351	1925.00	-24.480
		M	71.463	-35.280	493.275	-37.156	1820.73	-44.875	1924.67	-27.647
		H	135.195	-33.501	150.000	-35.253	1827.75	-44.211	1925.00	-27.665
1	QPSK	L	130.965	-35.434	169.900	-37.122	1689.69	-44.110	1924.53	-20.715
		M	76.116	-34.432	443.525	-37.192	1636.14	-44.725	1925.00	-28.815
		H	16.050	-32.947	946.000	-35.439	1749.72	-44.780	1924.67	-27.703
	16QAM	L	33.534	-34.77	314.175	-37.013	1816.50	-44.233	1924.91	-21.788
		M	13.653	-34.727	508.200	-37.019	1589.61	-45.107	1924.10	-28.552
		H	125.607	-33.197	383.825	-35.759	1773.39	-44.398	1924.72	-28.749
	64QAM	L	148.308	-35.988	289.300	-37.289	1761.42	-44.698	1924.67	-22.107
		M	121.518	-35.593	612.675	-35.772	1534.62	-44.737	1924.91	-28.007
		H	58.632	-34.054	677.350	-35.379	1767.18	-44.388	1924.19	-29.792
	256QAM	L	135.195	-34.419	214.675	-37.696	1823.16	-43.967	1924.86	-21.731
		M	120.108	-35.075	150.000	-37.557	1527.33	-44.705	1924.53	-28.448
		H	106.854	-33.894	742.025	-36.351	1689.60	-43.694	1924.91	-28.629

Port	Mod.	Ch.	9 kHz ~ 150 kHz		150 kHz ~ 30 MHz		30 MHz ~ Low Edge-100 MHz		Low Edge – 100 MHz ~ Low Edge	
			Freq (kHz)	Emission (dBm)	Freq (kHz)	Emission (dBm)	Freq (MHz)	Emission (dBm)	Freq (MHz)	Emission (dBm)
2	QPSK	L	87.537	-35.060	284.325	-37.193	1828.65	-44.209	1924.81	-24.399
		M	131.247	-35.206	179.850	-36.629	1768.35	-44.719	1924.95	-27.906
		H	125.889	-33.92	209.700	-36.396	1813.71	-44.578	1925.00	-28.179
	16QAM	L	10.410	-34.652	1483.300	-36.724	1743.96	-44.506	1924.91	-24.315
		M	11.397	-34.243	637.550	-37.369	1695.18	-44.508	1925.00	-28.113
		H	13.089	-32.670	781.825	-35.986	1634.88	-44.935	1924.95	-27.841
	64QAM	L	135.336	-34.905	154.975	-36.365	1620.21	-44.225	1924.86	-23.377
		M	14.358	-36.100	154.975	-37.204	1592.31	-44.013	1924.95	-28.561
		H	16.191	-34.272	682.325	-35.813	1778.16	-44.238	1925.00	-28.338
	256QAM	L	134.349	-34.517	154.975	-37.132	1789.68	-44.788	1924.91	-24.361
		M	145.770	-34.848	463.425	-37.054	1792.56	-43.675	1924.95	-28.908
		H	49.608	-34.337	403.725	-36.256	1791.66	-44.538	1912.65	-29.666
3	QPSK	L	122.082	-34.770	398.750	-37.744	1665.75	-44.525	1924.10	-25.145
		M	86.691	-35.956	159.950	-37.120	1686.00	-44.538	1924.15	-28.421
		H	122.787	-34.687	179.850	-36.376	1750.71	-44.450	1924.48	-27.876
	16QAM	L	29.727	-35.113	249.500	-37.766	1655.85	-44.456	1924.10	-24.541
		M	12.807	-34.211	1483.300	-37.304	1516.08	-44.096	1924.62	-27.785
		H	29.304	-33.804	846.500	-36.345	1779.06	-44.738	1925.00	-28.621
	64QAM	L	9.000	-35.874	498.250	-37.515	1829.37	-44.265	1924.19	-24.662
		M	9.423	-34.395	214.675	-36.985	1622.91	-43.851	1923.96	-28.193
		H	11.961	-34.032	299.250	-36.778	1709.22	-44.350	1923.96	-28.893
	256QAM	L	11.397	-34.831	324.125	-37.296	1792.74	-44.451	1924.86	-24.788
		M	122.364	-35.694	244.525	-36.843	1608.06	-44.542	1924.00	-28.206
		H	135.195	-33.481	150.000	-36.392	1559.64	-44.058	1925.00	-27.625

\* This test report only contains the worst case plot data for each port and modulation.

**Spurious Emissions (Above 1 GHz) of 5 MHz Bandwidth / 1 Carrier**

Port	Mod.	Ch.	High Edge ~ High Edge + 100 MHz		High Edge + 100 MHz ~ 10 GHz		10 GHz ~ 26.5 GHz	
			Freq (MHz)	Emission (dBm)	Freq (MHz)	Emission (dBm)	Freq (MHz)	Emission (dBm)
0	QPSK	L	2081.94	-29.386	9968.78	-31.775	25444.83	-26.856
		M	2041.80	-29.248	9964.03	-31.510	25544.65	-26.132
		H	2068.35	-28.623	9900.00	-31.890	25488.55	-26.589
	16QAM	L	2083.70	-28.808	9959.68	-31.888	25509.59	-26.948
		M	2070.35	-29.207	9911.86	-31.609	25513.30	-26.261
		H	2063.03	-29.048	9989.72	-31.634	25504.23	-27.148
	64QAM	L	2076.95	-29.348	9981.42	-31.579	25536.81	-26.514
		M	2031.30	-29.113	9988.54	-31.774	25569.40	-26.564
		H	2045.55	-29.231	9940.71	-31.222	25578.89	-26.544
	256QAM	L	2056.76	-29.592	9966.01	-31.410	25462.15	-26.722
		M	2074.48	-29.448	9861.27	-31.930	25553.73	-25.873
		H	2012.30	-29.185	9949.80	-31.313	25500.10	-26.759
1	QPSK	L	2080.47	-28.780	9945.85	-31.066	25435.75	-25.811
		M	2000.00	-29.137	9949.80	-31.240	25535.58	-26.220
		H	2010.12	-29.182	9984.98	-31.863	25466.69	-26.710
	16QAM	L	2034.63	-28.906	9985.77	-31.444	25453.08	-26.438
		M	2004.94	-28.670	9952.97	-31.127	25492.68	-26.682
		H	2055.96	-29.459	9977.87	-32.033	25503.81	-26.513
	64QAM	L	2052.82	-29.312	9926.09	-31.451	25477.83	-26.505
		M	2054.96	-28.729	9937.95	-31.578	25555.38	-26.764
		H	2063.18	-29.718	9906.33	-31.743	25479.06	-26.735
	256QAM	L	2092.15	-29.231	9998.02	-31.455	25448.13	-26.727
		M	2027.22	-29.275	9944.67	-31.864	25513.71	-26.441
		H	2061.94	-28.941	9977.87	-31.722	25511.24	-26.163

Port	Mod.	Ch.	High Edge ~ High Edge + 100 MHz		High Edge + 100 MHz ~ 10 GHz		10 GHz ~ 26.5 GHz	
			Freq (MHz)	Emission (dBm)	Freq (MHz)	Emission (dBm)	Freq (MHz)	Emission (dBm)
2	QPSK	L	2081.46	-29.566	9950.99	-31.440	25516.19	-26.330
		M	2050.02	-29.430	9977.08	-31.451	25502.58	-26.362
		H	2060.42	-28.662	9980.24	-31.817	25440.29	-26.618
	16QAM	L	2093.77	-29.328	9946.64	-31.605	25533.51	-26.283
		M	2032.25	-28.987	9977.47	-31.728	25481.54	-26.145
		H	2042.09	-28.768	9954.55	-31.862	25486.08	-26.872
	64QAM	L	2085.98	-29.157	9946.64	-31.867	25494.33	-26.574
		M	2063.08	-29.071	9949.80	-31.496	25472.05	-26.917
		H	2020.90	-29.263	9973.52	-31.604	25358.61	-26.964
	256QAM	L	2074.72	-29.188	9956.52	-30.853	25438.64	-25.841
		M	2066.26	-29.429	9976.68	-31.361	25528.15	-26.163
		H	2057.24	-29.632	9945.46	-31.741	25524.03	-26.668
3	QPSK	L	2074.67	-29.268	9953.76	-32.039	25493.50	-26.514
		M	2074.86	-29.323	9940.32	-31.884	25535.16	-26.316
		H	2063.65	-28.906	9937.95	-31.556	25511.24	-26.543
	16QAM	L	2025.94	-29.153	9952.17	-31.251	25453.49	-25.802
		M	2033.01	-28.147	9960.48	-31.989	25493.50	-26.143
		H	2051.97	-29.409	9998.42	-31.593	25482.36	-27.078
	64QAM	L	2070.25	-29.492	9990.51	-31.604	25433.69	-25.704
		M	2078.80	-29.106	9994.47	-31.970	25489.38	-25.762
		H	2028.17	-29.130	9947.83	-31.826	25451.01	-26.354
	256QAM	L	2016.44	-28.498	9990.51	-31.473	25488.14	-26.748
		M	2056.57	-29.551	9922.14	-31.178	25490.61	-26.428
		H	2081.13	-29.342	9966.80	-31.094	25429.15	-26.626

\* This test report only contains the worst case plot data for each port and modulation.

**Spurious Emissions (Below 1 GHz) of 5 MHz Bandwidth + 5 MHz Bandwidth / 2 Carriers**

Port	Mod.	Ch.	9 kHz ~ 150 kHz		150 kHz ~ 30 MHz		30 MHz ~ Low Edge-100 MHz		Low Edge – 100 MHz ~ Low Edge	
			Freq (kHz)	Emission (dBm)	Freq (kHz)	Emission (dBm)	Freq (MHz)	Emission (dBm)	Freq (MHz)	Emission (dBm)
0	QPSK	L	130.683	-32.551	299.250	-34.928	1655.13	-44.273	1924.48	-21.547
		M	118.134	-32.505	423.625	-34.592	1497.90	-44.199	1924.86	-25.810
		H	11.820	-31.958	159.950	-33.135	1775.55	-44.181	1924.72	-28.230
	16QAM	L	12.102	-31.116	5000.625	-33.994	1507.62	-44.065	1924.53	-21.348
		M	28.740	-32.348	408.700	-34.442	1683.48	-44.326	1924.86	-27.055
		H	85.422	-29.662	304.225	-32.905	1640.91	-44.524	1924.43	-29.118
	64QAM	L	77.385	-32.429	632.575	-34.376	1796.79	-44.078	1925.00	-20.431
		M	145.206	-32.933	234.575	-33.777	1645.23	-44.584	1924.86	-26.933
		H	116.160	-31.608	403.725	-32.387	1780.32	-44.037	1924.53	-28.577
	256QAM	L	16.614	-32.794	672.375	-34.581	1617.42	-44.374	1924.76	-20.974
		M	128.568	-33.045	1065.400	-34.517	1663.86	-43.498	1925.00	-27.152
		H	17.460	-30.080	294.275	-32.681	1785.36	-43.688	1924.95	-28.721
1	QPSK	L	111.225	-33.071	150.000	-35.585	1616.34	-43.831	1924.91	-21.916
		M	15.627	-33.006	1100.225	-34.728	1801.38	-44.379	1924.10	-26.912
		H	92.190	-31.475	1582.800	-33.960	1779.78	-43.902	1925.00	-27.921
	16QAM	L	28.176	-32.572	194.775	-34.193	1700.13	-44.265	1924.57	-21.777
		M	29.304	-31.751	722.125	-34.888	1777.53	-44.393	1924.29	-26.515
		H	78.513	-30.547	334.075	-33.546	1725.33	-44.186	1924.81	-29.112
	64QAM	L	135.618	-33.919	1174.850	-35.174	1703.82	-43.936	1924.38	-23.306
		M	12.525	-32.566	403.725	-34.520	1794.63	-45.016	1924.76	-27.193
		H	73.860	-31.967	677.350	-33.303	1705.98	-43.692	1924.48	-28.381
	256QAM	L	135.477	-33.207	587.800	-34.990	1819.29	-45.039	1924.95	-22.721
		M	119.262	-32.312	488.300	-34.624	1699.86	-44.314	1924.38	-27.179
		H	111.366	-32.252	1065.400	-33.405	1641.18	-43.675	1924.29	-28.816

Port	Mod.	Ch.	9 kHz ~ 150 kHz		150 kHz ~ 30 MHz		30 MHz ~ Low Edge-100 MHz		Low Edge – 100 MHz ~ Low Edge	
			Freq (kHz)	Emission (dBm)	Freq (kHz)	Emission (dBm)	Freq (MHz)	Emission (dBm)	Freq (MHz)	Emission (dBm)
2	QPSK	L	16.050	-33.140	358.950	-35.342	1819.56	-44.342	1924.57	-21.204
		M	72.309	-32.896	931.075	-35.360	1822.53	-44.072	1924.86	-25.690
		H	75.975	-31.124	1060.425	-33.823	1590.24	-44.661	1925.00	-29.010
	16QAM	L	11.820	-32.216	150.000	-34.956	1768.44	-44.600	1925.00	-21.936
		M	85.845	-32.932	408.700	-35.444	1736.22	-44.222	1924.62	-27.009
		H	26.484	-30.332	344.025	-32.760	1762.68	-44.049	1924.81	-27.788
	64QAM	L	12.666	-33.211	433.575	-34.702	1817.58	-44.473	1924.81	-22.832
		M	41.712	-33.958	538.050	-35.412	1736.76	-44.383	1924.48	-27.023
		H	119.685	-31.637	1140.025	-33.256	1654.05	-44.431	1924.62	-28.762
	256QAM	L	135.477	-32.714	508.200	-34.174	1672.77	-44.267	1925.00	-22.693
		M	59.619	-32.986	398.750	-34.186	1652.61	-44.117	1924.91	-26.984
		H	128.145	-31.727	1398.725	-33.531	1810.47	-44.617	1924.86	-27.675
3	QPSK	L	12.102	-32.411	901.225	-35.089	1617.24	-44.358	1924.81	-21.260
		M	28.317	-32.993	1602.700	-35.223	1766.55	-44.317	1924.53	-26.392
		H	91.485	-31.588	712.175	-33.494	1654.59	-43.904	1924.72	-28.547
	16QAM	L	26.484	-31.615	289.300	-34.968	1620.03	-44.227	1924.15	-21.329
		M	135.477	-32.171	1707.175	-34.917	1825.14	-43.084	1924.62	-26.183
		H	27.894	-30.851	871.375	-33.299	1777.08	-43.153	1924.53	-28.085
	64QAM	L	124.620	-33.769	806.700	-34.930	1688.79	-44.438	1924.38	-20.738
		M	73.719	-33.340	438.550	-35.030	1723.17	-43.553	1924.76	-26.406
		H	135.477	-32.450	2304.175	-33.078	1787.34	-43.971	1924.72	-28.208
	256QAM	L	59.478	-32.672	154.975	-34.511	1706.88	-44.175	1924.67	-21.666
		M	16.896	-32.701	612.675	-34.774	1758.90	-44.403	1924.91	-26.697
		H	121.377	-32.316	1965.875	-34.068	1775.82	-44.169	1924.91	-27.593

\* This test report only contains the worst case plot data for each port and modulation.

**Spurious Emissions (Above 1 GHz) of 5 MHz Bandwidth + 5 MHz Bandwidth / 2 Carriers**

Port	Mod.	Ch.	High Edge ~ High Edge + 100 MHz		High Edge + 100 MHz ~ 10 GHz		10 GHz ~ 26.5 GHz	
			Freq (MHz)	Emission (dBm)	Freq (MHz)	Emission (dBm)	Freq (MHz)	Emission (dBm)
0	QPSK	L	2065.41	-28.496	9926.88	-31.574	25435.75	-26.773
		M	2051.06	-29.342	9953.36	-31.813	25573.94	-26.499
		H	2000.33	-28.074	9980.63	-31.382	25468.34	-26.187
	16QAM	L	2061.37	-29.081	9937.55	-32.062	25338.81	-26.483
		M	2080.23	-29.105	9950.99	-31.684	25498.04	-26.053
		H	2000.71	-29.155	9874.31	-32.077	25419.25	-26.351
	64QAM	L	2034.87	-29.327	9995.26	-31.862	25478.65	-26.465
		M	2076.90	-28.956	9987.35	-32.026	25462.98	-26.798
		H	2062.80	-29.043	9926.48	-31.673	25530.63	-26.812
	256QAM	L	2078.23	-28.934	9973.12	-31.182	25475.76	-26.485
		M	2056.43	-29.109	9951.38	-31.621	25451.84	-26.103
		H	2033.92	-29.266	9939.92	-31.500	25493.09	-26.742
1	QPSK	L	2070.49	-29.715	9931.23	-32.266	25485.25	-26.462
		M	2023.28	-29.556	9960.87	-31.901	25459.68	-26.350
		H	2011.97	-29.294	9986.17	-31.503	25455.55	-26.914
	16QAM	L	2027.69	-29.110	9973.52	-32.254	25555.38	-27.086
		M	2029.31	-29.600	9950.59	-31.352	25497.21	-26.984
		H	2061.23	-29.317	9952.57	-30.891	25481.13	-26.469
	64QAM	L	2081.04	-29.634	9983.79	-32.039	25452.66	-25.864
		M	2054.10	-29.493	9939.53	-30.933	25438.64	-26.685
		H	2079.52	-28.466	9965.61	-31.961	25434.51	-26.576
	256QAM	L	2042.47	-29.479	9856.13	-32.011	25473.29	-26.970
		M	2035.96	-28.837	9939.53	-31.076	25473.70	-26.689
		H	2077.38	-29.078	9926.48	-31.328	25491.85	-26.509

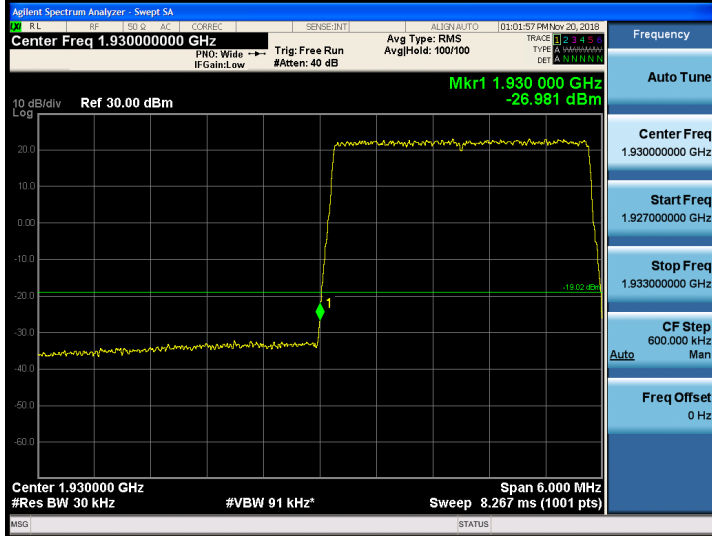
Port	Mod.	Ch.	High Edge ~ High Edge + 100 MHz		High Edge + 100 MHz ~ 10 GHz		10 GHz ~ 26.5 GHz	
			Freq (MHz)	Emission (dBm)	Freq (MHz)	Emission (dBm)	Freq (MHz)	Emission (dBm)
2	QPSK	L	2046.50	-29.532	9961.27	-31.718	25439.05	-26.655
		M	2087.02	-28.760	9992.49	-31.622	25493.50	-26.525
		H	2000.00	-29.189	9985.77	-32.159	25480.71	-26.674
	16QAM	L	2085.60	-28.994	9931.62	-32.147	25497.21	-26.236
		M	2094.62	-28.915	9939.53	-31.798	25478.65	-26.710
		H	2083.22	-29.191	9965.61	-32.125	25477.83	-26.037
	64QAM	L	2059.99	-29.213	9942.29	-31.917	25456.79	-26.236
		M	2028.03	-29.364	9940.32	-31.690	25511.24	-26.951
		H	2049.78	-29.350	9947.83	-31.782	25495.15	-26.577
	256QAM	L	2093.10	-28.964	9935.97	-31.690	25444.83	-26.182
		M	2077.05	-29.738	9986.17	-32.245	25451.01	-26.887
		H	2057.19	-29.647	9996.44	-31.637	25502.99	-26.806
3	QPSK	L	2018.53	-29.410	9934.39	-31.497	25477.41	-26.228
		M	2055.24	-28.943	9943.87	-31.705	25473.29	-26.551
		H	2030.12	-29.569	9956.92	-31.906	25510.00	-26.277
	16QAM	L	2059.99	-29.163	9944.27	-31.711	25517.01	-26.889
		M	2060.66	-28.640	9960.87	-31.434	25495.15	-26.253
		H	2042.42	-28.899	9942.29	-31.642	25467.51	-26.913
	64QAM	L	2058.43	-29.332	9938.34	-31.825	25498.86	-26.397
		M	2051.87	-28.737	9911.86	-31.650	25550.01	-26.365
		H	2022.18	-29.286	9971.15	-31.245	25478.24	-26.612
	256QAM	L	2012.49	-29.455	9947.43	-30.923	25450.60	-26.677
		M	2002.09	-29.069	9990.12	-30.934	25481.13	-26.486
		H	2088.30	-28.856	9986.96	-30.558	25478.24	-26.245

\* This test report only contains the worst case plot data for each port and modulation.

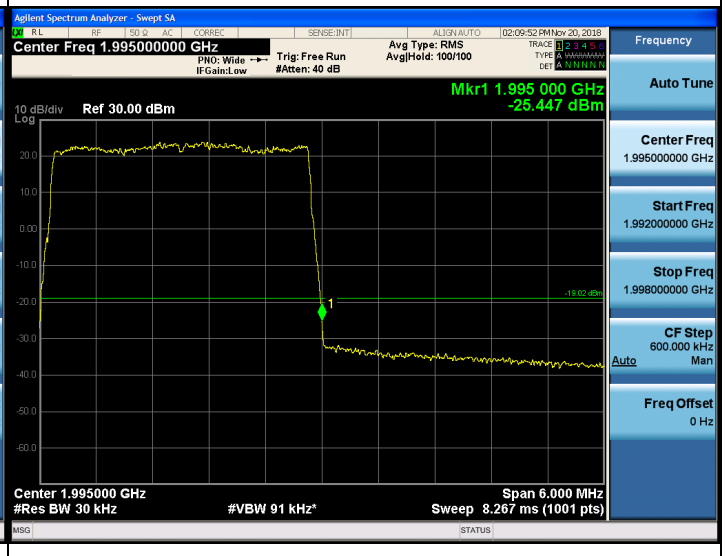
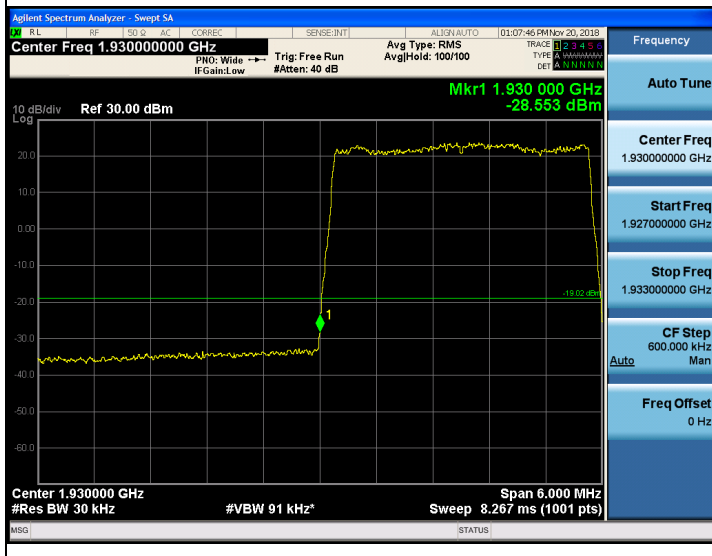
**Plots of Band edge - 3 MHz Bandwidth / 1 Carrier**

**Port 0**

<b>Modulation:</b>	<b>QPSK</b>	<b>Modulation:</b>	<b>QPSK</b>
<b>Item:</b>	<b>Left band edge</b>	<b>Item:</b>	<b>Right band edge</b>

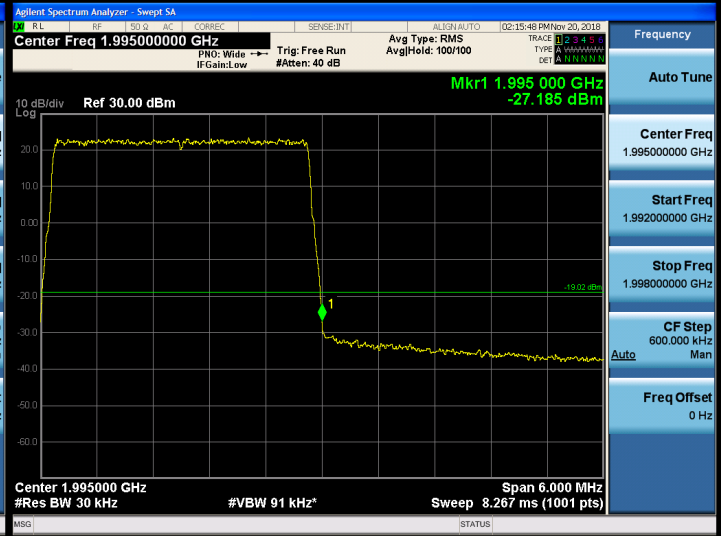
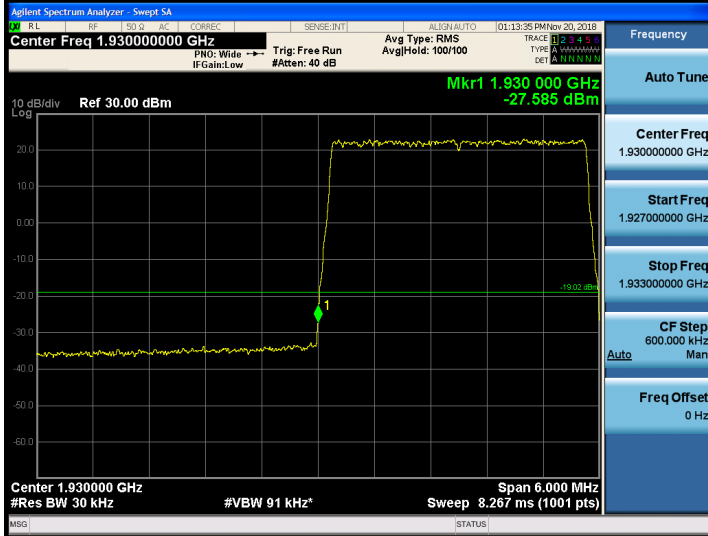


<b>Modulation:</b>	<b>16QAM</b>	<b>Modulation:</b>	<b>16QAM</b>
<b>Item:</b>	<b>Left band edge</b>	<b>Item:</b>	<b>Right band edge</b>

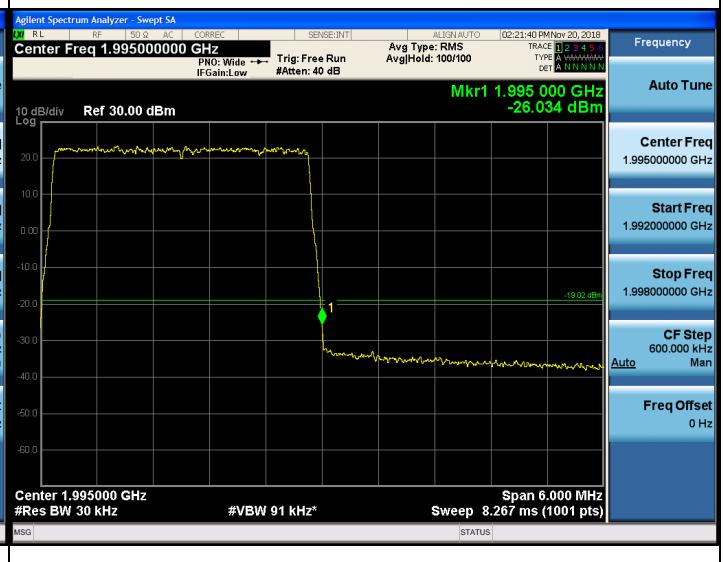
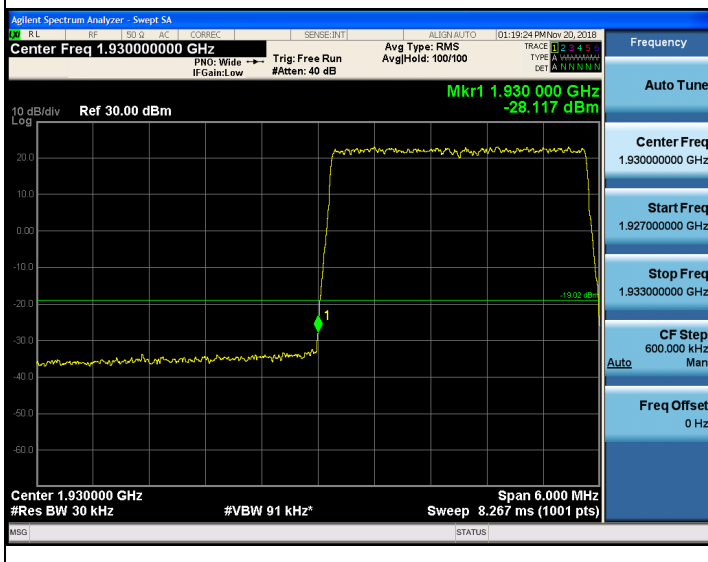


Port 0

<b>Modulation:</b>	<b>64QAM</b>	<b>Modulation:</b>	<b>64QAM</b>
<b>Item:</b>	<b>Left band edge</b>	<b>Item:</b>	<b>Right band edge</b>

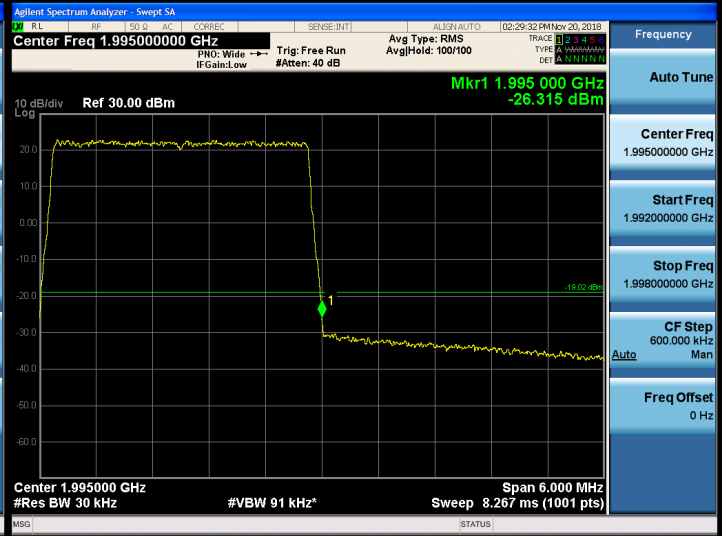
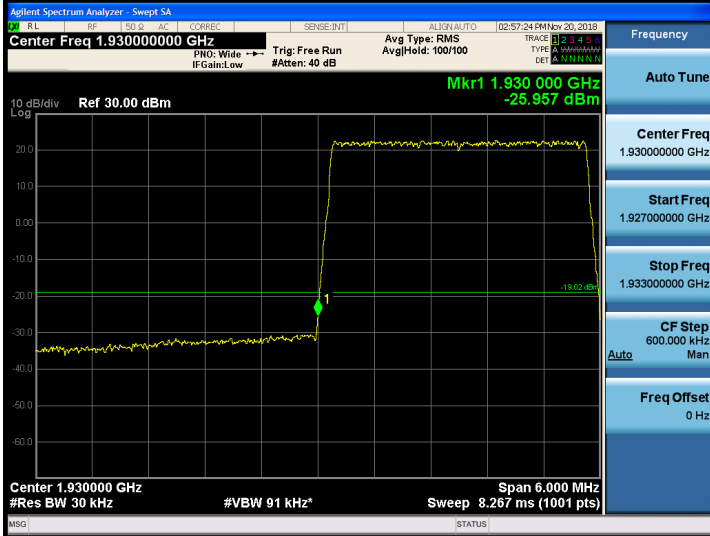


<b>Modulation:</b>	<b>256QAM</b>	<b>Modulation:</b>	<b>256QAM</b>
<b>Item:</b>	<b>Left band edge</b>	<b>Item:</b>	<b>Right band edge</b>

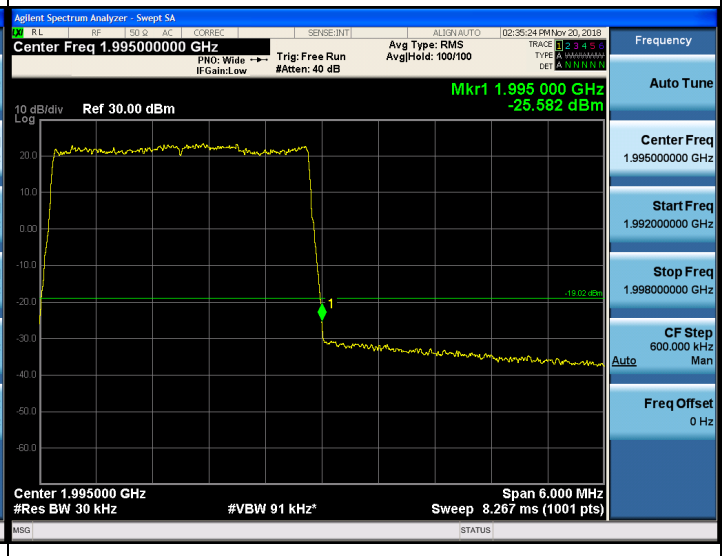
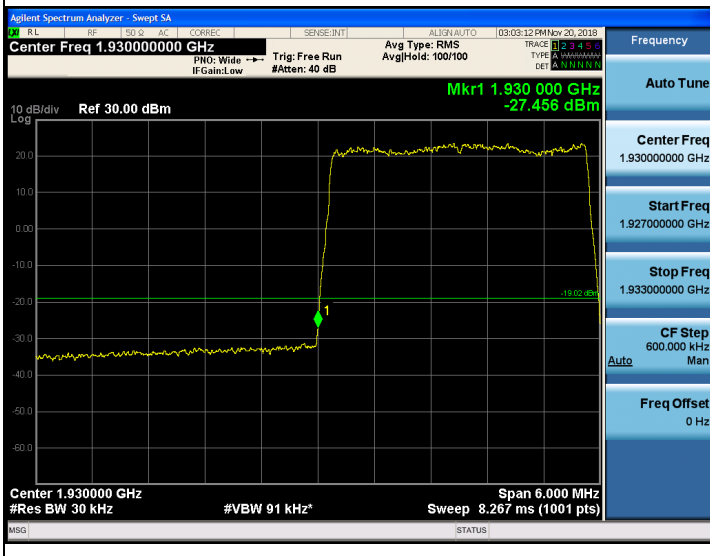


**Port 1**

<b>Modulation:</b>	<b>QPSK</b>	<b>Modulation:</b>	<b>QPSK</b>
<b>Item:</b>	<b>Left band edge</b>	<b>Item:</b>	<b>Right band edge</b>

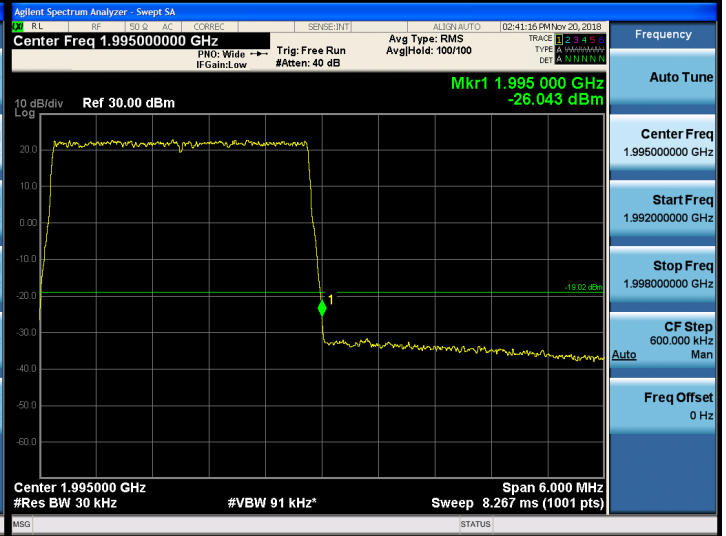
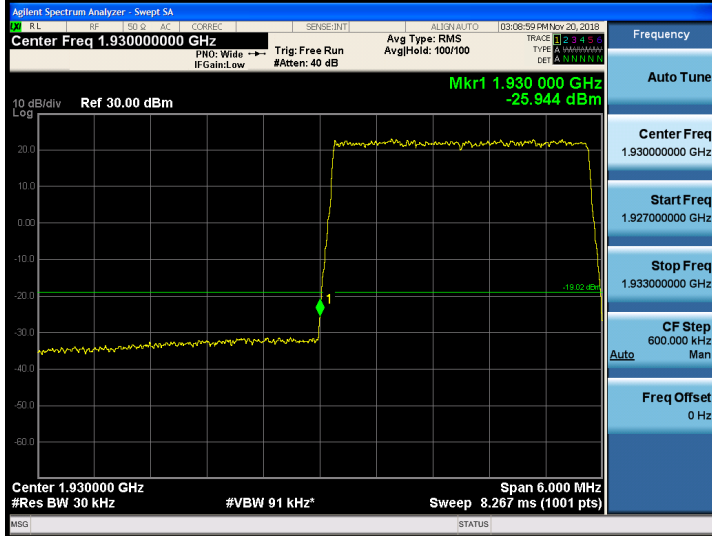


<b>Modulation:</b>	<b>16QAM</b>	<b>Modulation:</b>	<b>16QAM</b>
<b>Item:</b>	<b>Left band edge</b>	<b>Item:</b>	<b>Right band edge</b>

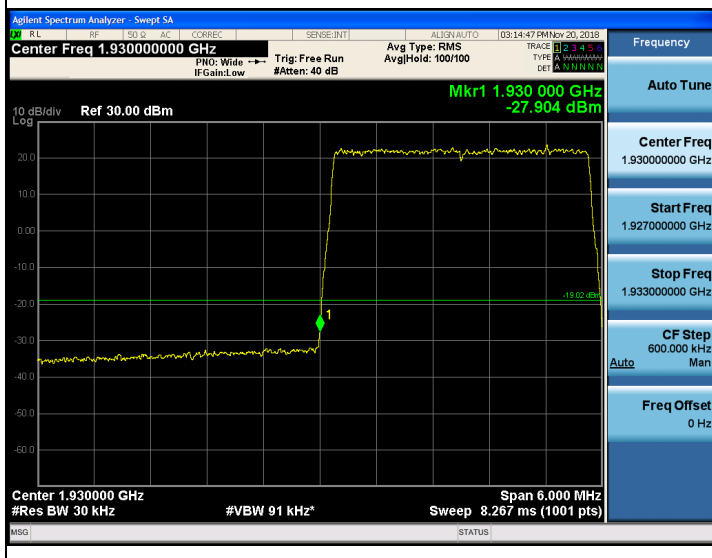


Port 1

<b>Modulation:</b>	<b>64QAM</b>	<b>Modulation:</b>	<b>64QAM</b>
<b>Item:</b>	<b>Left band edge</b>	<b>Item:</b>	<b>Right band edge</b>

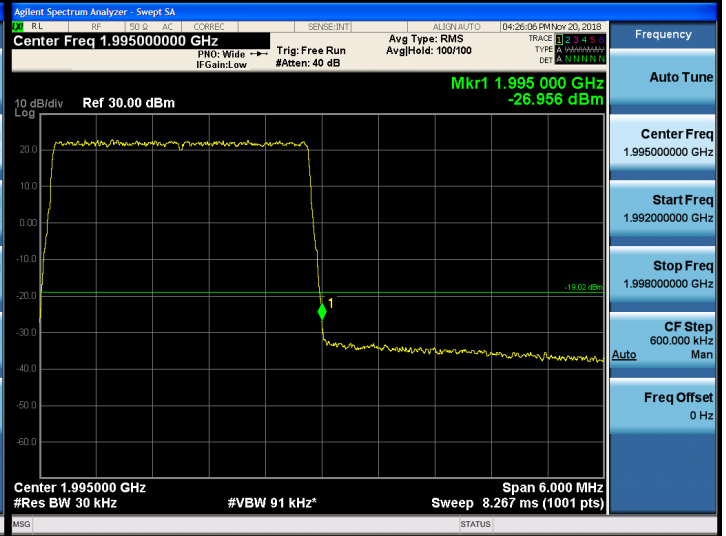
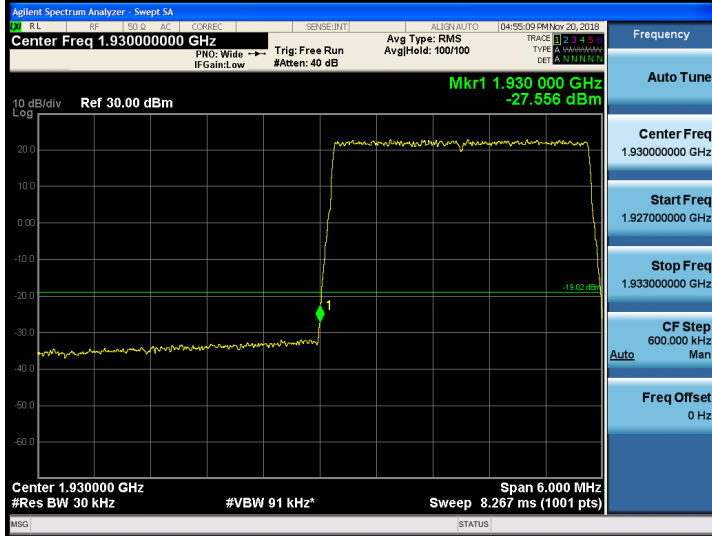


<b>Modulation:</b>	<b>256QAM</b>	<b>Modulation:</b>	<b>256QAM</b>
<b>Item:</b>	<b>Left band edge</b>	<b>Item:</b>	<b>Right band edge</b>

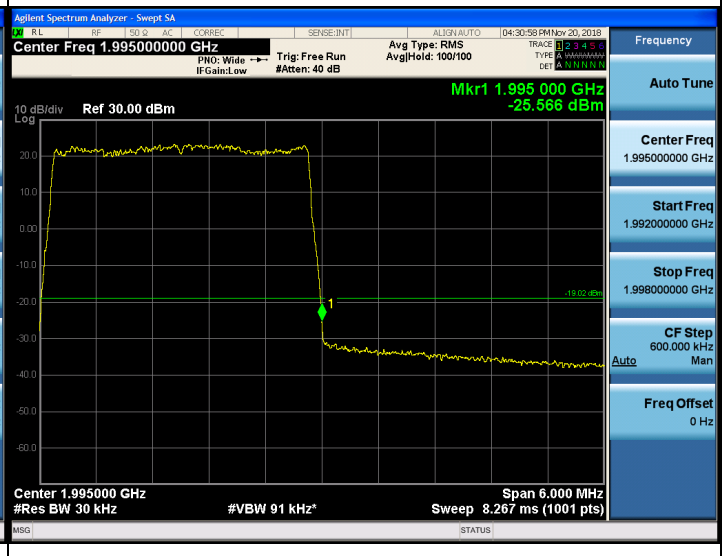
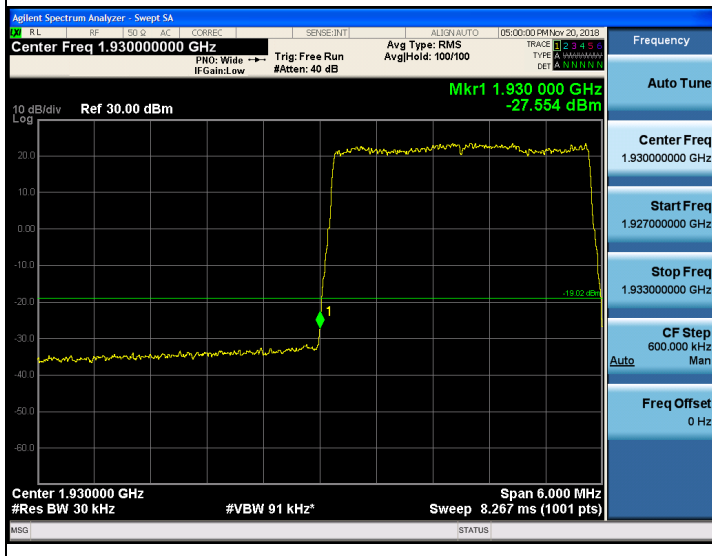


**Port 2**

<b>Modulation:</b>	<b>QPSK</b>	<b>Modulation:</b>	<b>QPSK</b>
<b>Item:</b>	<b>Left band edge</b>	<b>Item:</b>	<b>Right band edge</b>

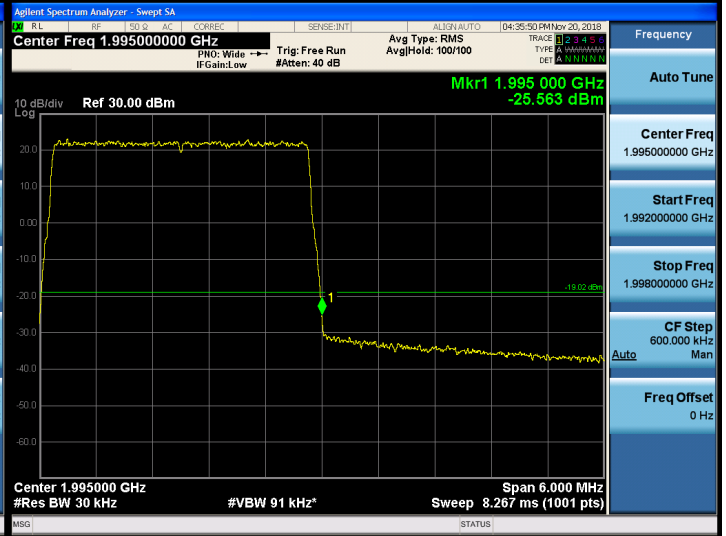
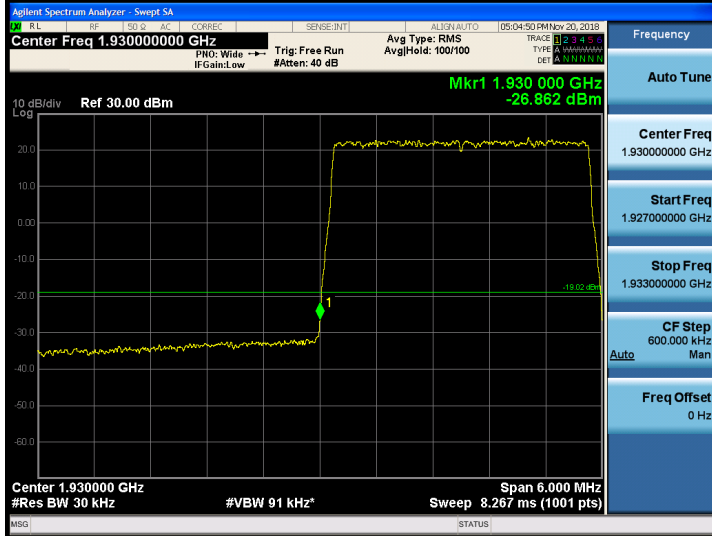


<b>Modulation:</b>	<b>16QAM</b>	<b>Modulation:</b>	<b>16QAM</b>
<b>Item:</b>	<b>Left band edge</b>	<b>Item:</b>	<b>Right band edge</b>

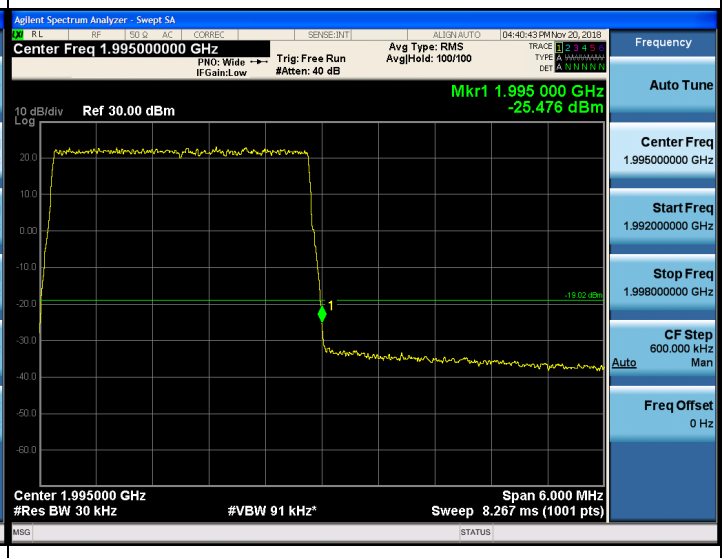
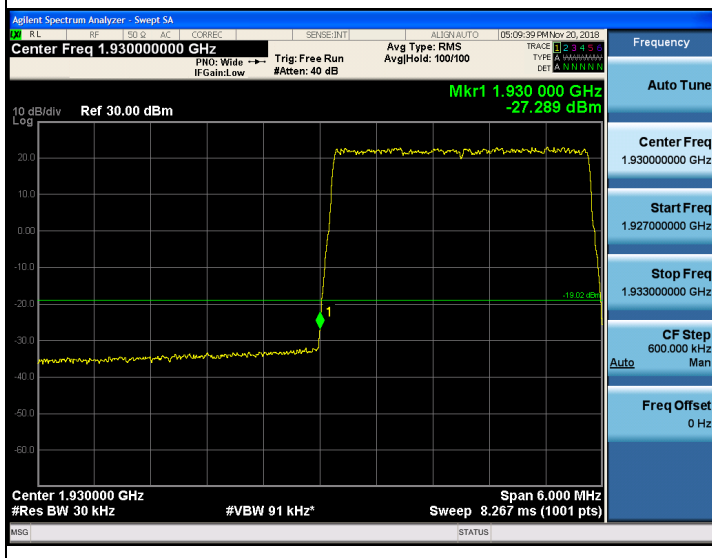


Port 2

<b>Modulation:</b>	<b>64QAM</b>	<b>Modulation:</b>	<b>64QAM</b>
<b>Item:</b>	<b>Left band edge</b>	<b>Item:</b>	<b>Right band edge</b>

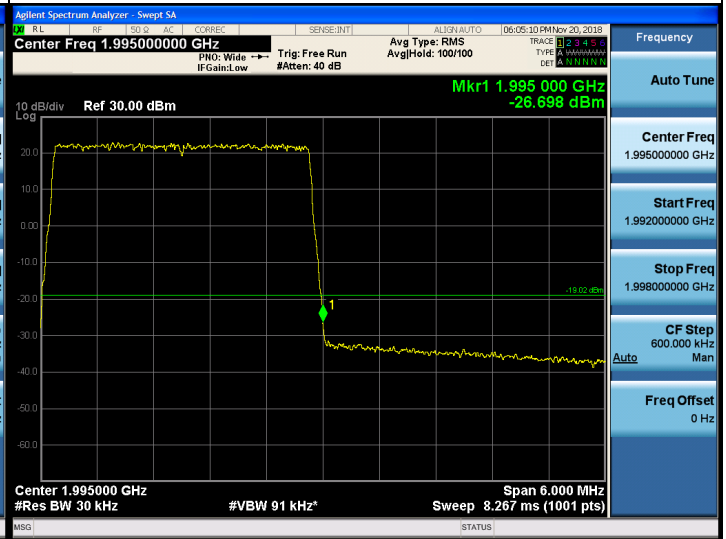
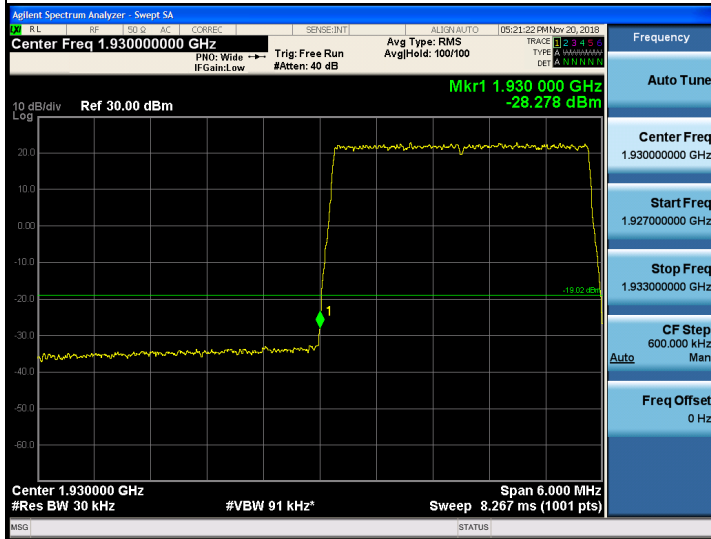


<b>Modulation:</b>	<b>256QAM</b>	<b>Modulation:</b>	<b>256QAM</b>
<b>Item:</b>	<b>Left band edge</b>	<b>Item:</b>	<b>Right band edge</b>

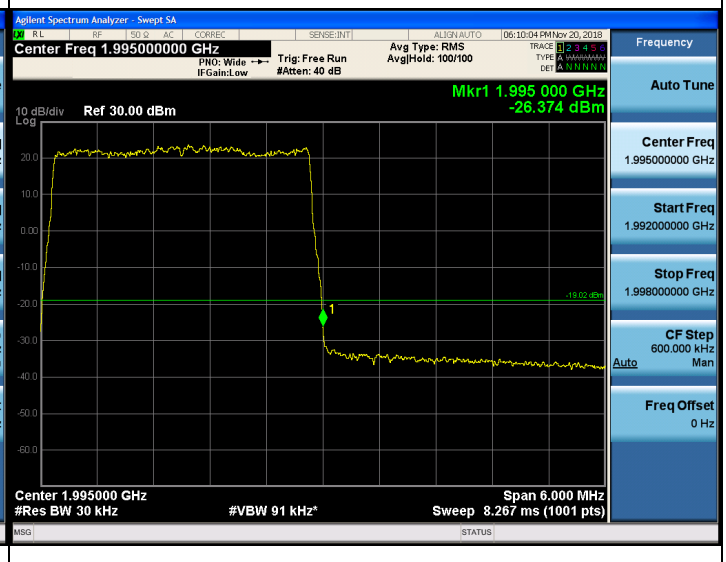
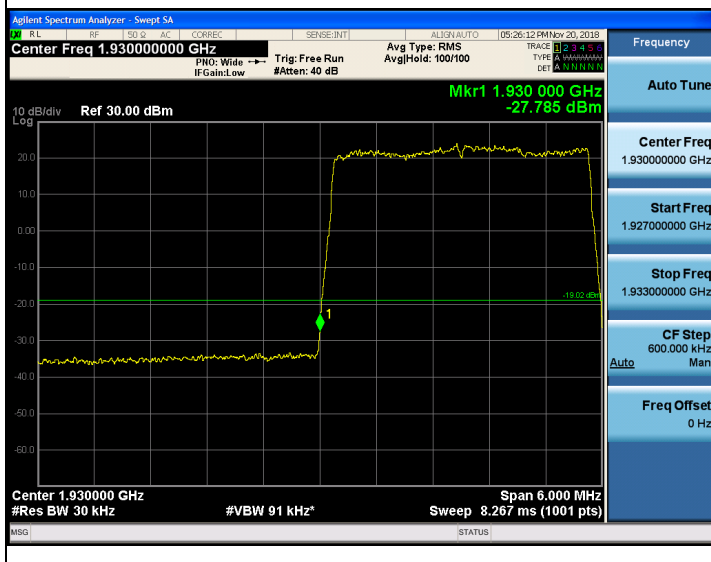


**Port 3**

<b>Modulation:</b>	<b>QPSK</b>	<b>Modulation:</b>	<b>QPSK</b>
<b>Item:</b>	<b>Left band edge</b>	<b>Item:</b>	<b>Right band edge</b>

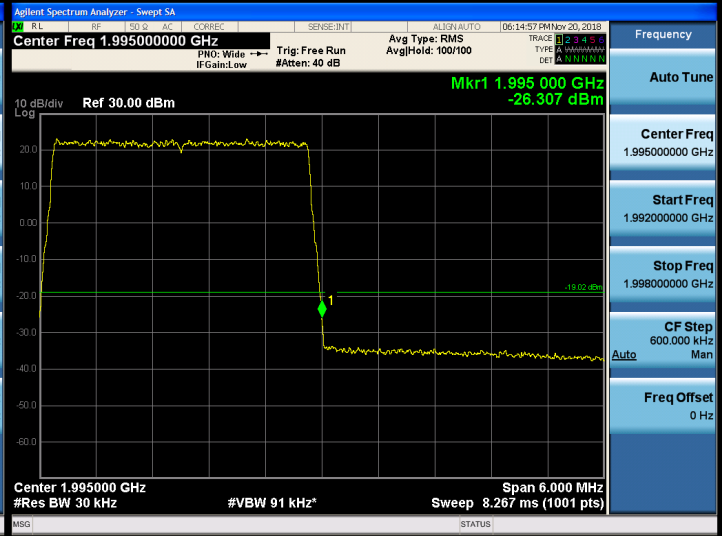
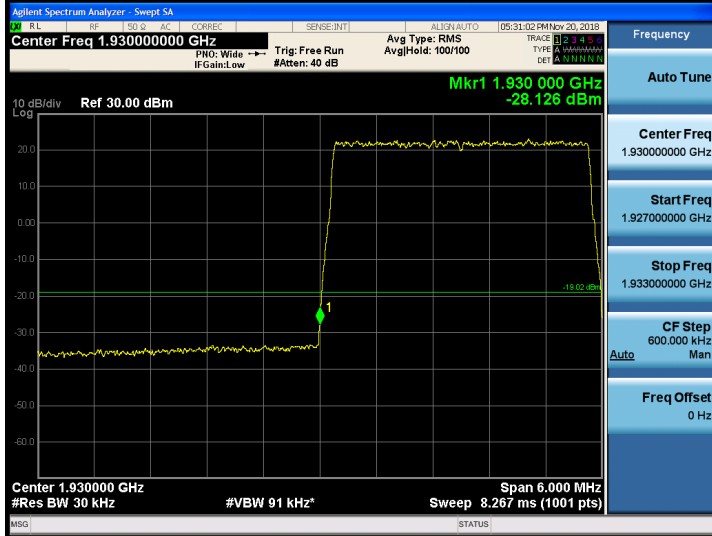


<b>Modulation:</b>	<b>16QAM</b>	<b>Modulation:</b>	<b>16QAM</b>
<b>Item:</b>	<b>Left band edge</b>	<b>Item:</b>	<b>Right band edge</b>



Port 3

<b>Modulation:</b>	<b>64QAM</b>	<b>Modulation:</b>	<b>64QAM</b>
<b>Item:</b>	<b>Left band edge</b>	<b>Item:</b>	<b>Right band edge</b>



<b>Modulation:</b>	<b>256QAM</b>	<b>Modulation:</b>	<b>256QAM</b>
<b>Item:</b>	<b>Left band edge</b>	<b>Item:</b>	<b>Right band edge</b>

