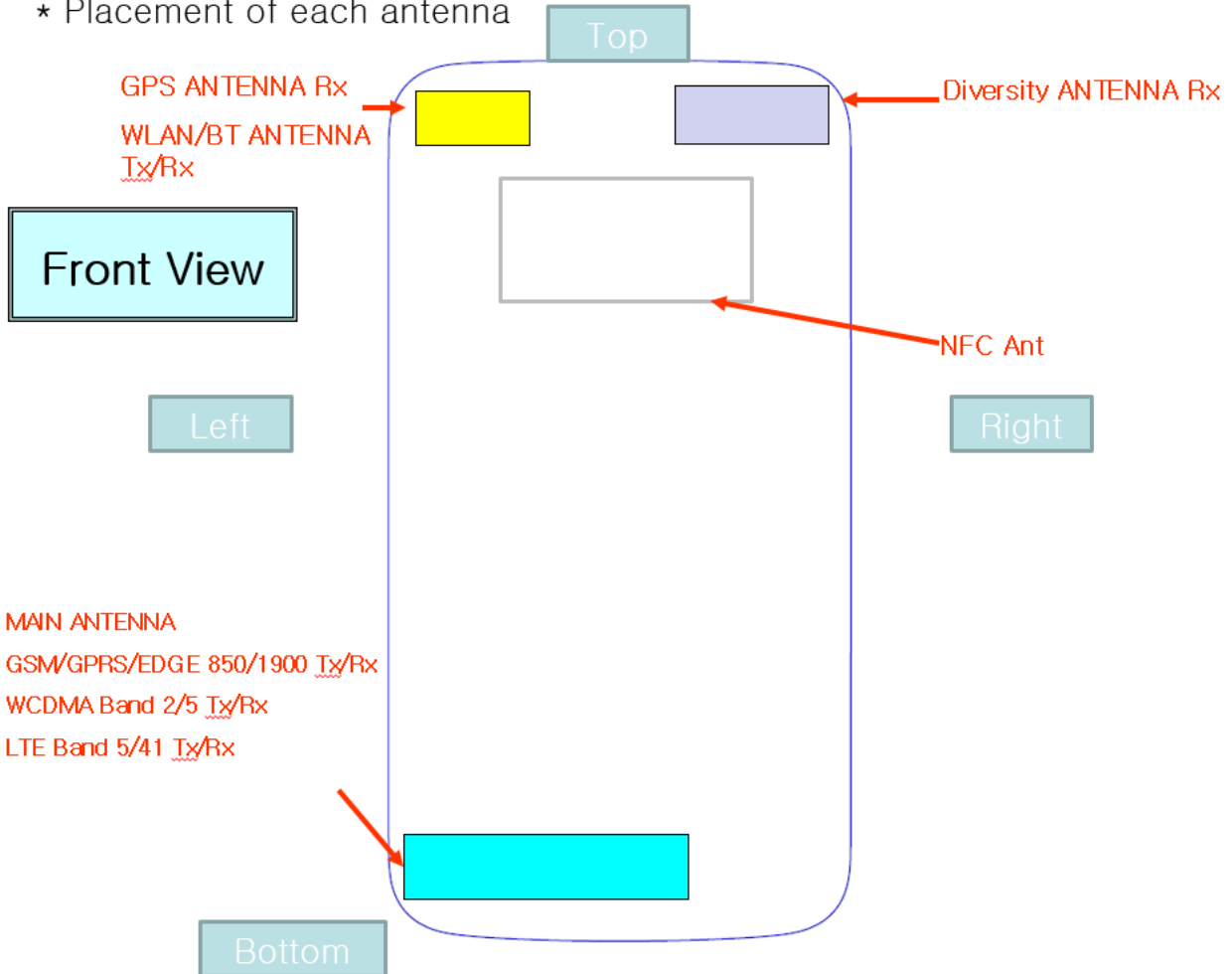


Attachment 8.

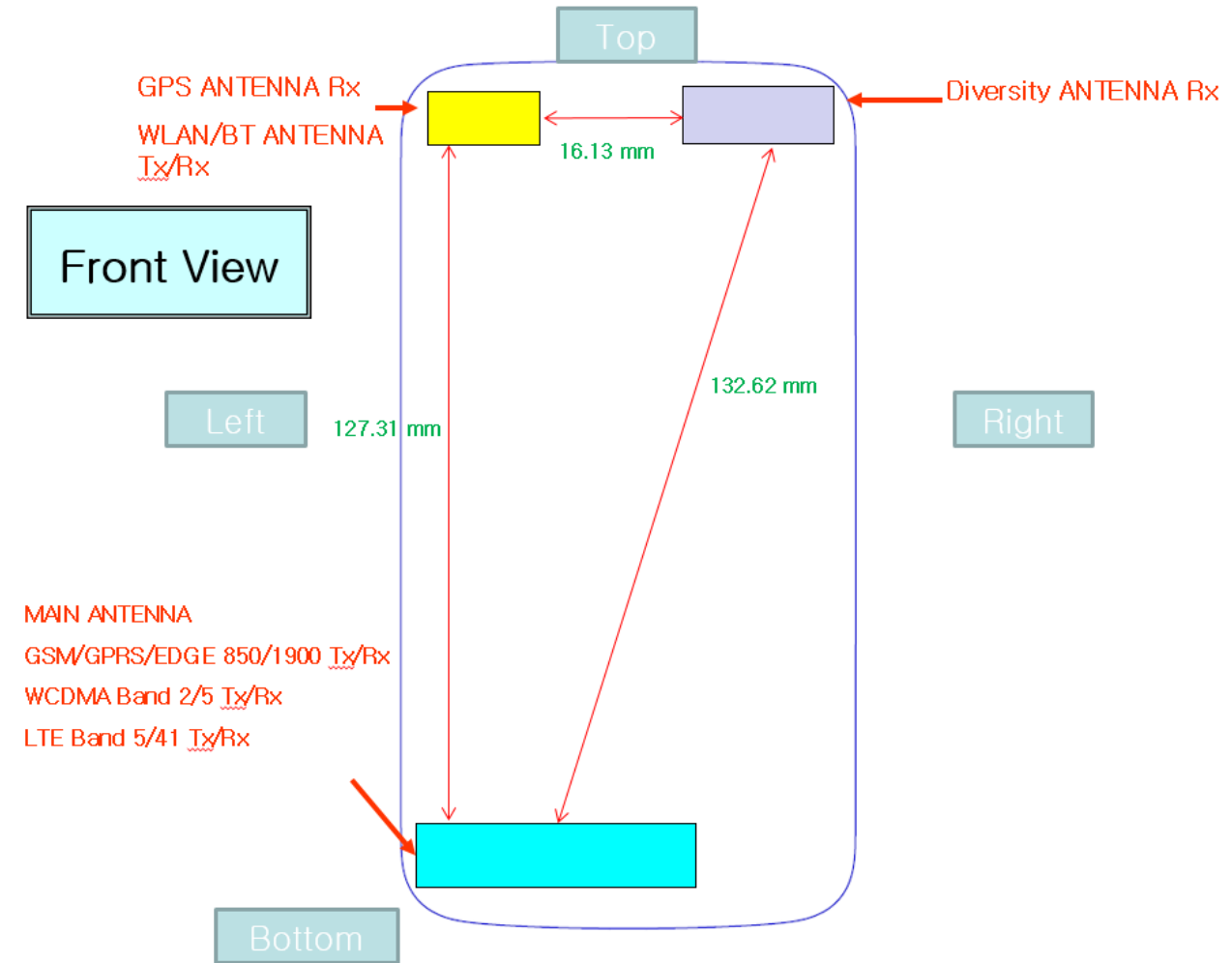
- DUT Antenna Information and SAR Test SETUP PHOTOGRAPHS

DUT Antenna Information

* Placement of each antenna



* Distance between BT/WLAN antenna and Main antenna




SAR Test Setup Photographs

■ **Test Setup Photo (Body All)**




■ **Test Setup Photo (Rear)**




[Distance of 10 mm from the EUT]

■ **Test Setup Photo (Rear)**




[Distance of 0 mm from the EUT]

■ **Test Setup Photo (Rear)**



[Distance of 9 mm from the EUT]

■ **Test Setup Photo (Front)**



[Distance of 10 mm from the EUT]

■ **Test Setup Photo (Front)**



[Distance of 0 mm from the EUT]

■ **Test Setup Photo (Left)**



[Distance of 10 mm from the EUT]

■ **Test Setup Photo (Left)**



[Distance of 0 mm from the EUT]

■ **Test Setup Photo (Bottom)**




[Distance of 10 mm from the EUT]

■ **Test Setup Photo (Bottom)**



[Distance of 0 mm from the EUT]

■ **Test Setup Photo (Bottom)**



[Distance of 5 mm from the EUT]

■ **Test Setup Photo (Bottom)**



[Distance of 10 mm from the EUT]